

Review

Styrylpyrazoles: Properties, Synthesis and Transformations

 Pedro M. O. Gomes , Pedro M. S. Ouro, Artur M. S. Silva  and Vera L. M. Silva 

LAQV-REQUIMTE, Department of Chemistry, University of Aveiro, 3810-193 Aveiro, Portugal; pm.gomes@ua.pt (P.M.O.G.); pedroouro@ua.pt (P.M.S.O.)

* Correspondence: artur.silva@ua.pt (A.M.S.S.); verasilva@ua.pt (V.L.M.S.); Tel.: +351-234-370714 (A.M.S.S.); +351-234-370704 (V.L.M.S.)

Academic Editor: Derek J. McPhee

Received: 21 November 2020; Accepted: 9 December 2020; Published: 12 December 2020



Abstract: The pyrazole nucleus and its reduced forms, pyrazolines and pyrazolidine, are privileged scaffolds in medicinal chemistry due to their remarkable biological activities. A huge number of pyrazole derivatives have been studied and reported over time. This review article gives an overview of pyrazole derivatives that contain a styryl (2-arylviny) group linked in different positions of the pyrazole backbone. Although there are studies on the synthesis of styrylpyrazoles dating back to the 1970s and even earlier, this type of compound has rarely been studied. This timely review intends to summarize the properties, biological activity, methods of synthesis and transformation of styrylpyrazoles; thus, highlighting the interest and huge potential for application of this kind of compound.

Keywords: pyrazoles; styrylpyrazoles; biological activity; organic synthesis; reactivity

1. Introduction

The pyrazole (1*H*-pyrazole, **1**) (Figure 1) is an aromatic five-membered heterocyclic ring constituted by three carbons and two adjacent nitrogen atoms, located at 1- and 2-positions [1]. *N*-unsubstituted pyrazoles may present three identical and non-separable tautomers, due to rapid interconversion in solution, and it is usually impossible to unequivocally assign the resonances of its proton-nuclear magnetic resonance (¹H-NMR) spectrum. Three partially reduced forms may also exist: 1-pyrazolines **2**, 2-pyrazolines **3** and 3-pyrazolines **4**, and a fully reduced form known as pyrazolidine **5** (Figure 1) [1,2].

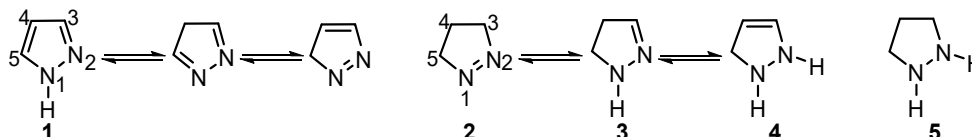


Figure 1. Chemical structures and numbering of pyrazole **1**, dihydropyrazole (pyrazoline) tautomers **2–4** and pyrazolidine **5**.

Pyrazole and its derivatives occupy a prime place in medicinal chemistry because they are present in several drugs with real medicinal applications, such as celecoxib (Celebrex[®]), sildenafil (Viagra[®]), rimonabant, lonazolac, fomepizole, penthiopyrad, doramapimod, sulfaphenazole and in several remarkable compounds with a wide range of pharmacological activities, namely anticancer [3], analgesic, anti-inflammatory and antioxidant [4–7], antibacterial and antifungal [8,9] antipyretic, antidepressant and anticonvulsant [10,11], antidiabetic [12] and cannabinoid activities [13,14], among others [15–21]. Along with the medicinal applications, pyrazoles are also useful as agrochemicals, such as herbicides,

fungicides, and insecticides [22] and possess other applications, such as dyestuffs, sunscreen materials [23,24], analytical reagents and pluripotent ligands in coordination chemistry [25,26]. For instance, polyaromatic pyrazoles possess important biological, photophysical, optical and electronic properties [10,27–29].

This review is focused on a particular type of pyrazoles, the styrylpyrazoles (or styryl-1*H*-pyrazoles), which present a styryl (2-arylvinyl) group at one or more positions of the pyrazole nucleus. It is intended to give an overview of the styrylpyrazoles chemistry reported in the literature, including their properties and biological activity, since the 1970s to the present date. Despite the biological activities of styrylpyrazoles [12,14], their interesting physicochemical properties, such as tautomerism, isomerism [30,31] and conjugation extension, due to the presence of the 2-arylvinyl group, as well as the rich chemistry related to their synthesis and transformation, this type of pyrazole has rarely been studied, as can be seen from the low number of publications in a very large time span covered by this review. In our group, we have been working with styrylpyrazoles for a long time. Throughout this review, we intend to describe the properties and methods of synthesis of these compounds, and to show their great potential for application in different fields, from medicine to materials chemistry, including their use as key templates for transformation into other valuable compounds. The articles will be presented based on the molecules' structure, in particular, the position of the styryl group in the pyrazole scaffold.

2. Properties of Styrylpyrazoles

The pharmacological activity of styrylpyrazoles and related compounds has been known for a long time. A study published in 1970 described the anti-inflammatory activity of 1-phenyl-2-styryl-3,5-dioxopirazolidines (**6**). Among these compounds, derivatives **6a** ($R^1 = \text{Me}$, $R^2 = R^3 = \text{H}$, $R^4 = n\text{-C}_4\text{H}_9$) and **6b** ($R^1 = \text{Cl}$, $R^2 = 4\text{-OMe}$, $R^3 = \text{H}$, $R^4 = n\text{-C}_4\text{H}_9$) (Figure 2) were more active than phenylbutazone or oxyphenbutazone in the carrageenin-induced foot edema test in rats [32]. It was found that a *p*-methylphenyl ring increased the intrinsic activity in general, while a *p*-chlorophenyl substituent decreases the activity, except for compound **6b**. The *p*-methoxy or 3,4-methylenedioxy substituents of the styryl group tend to increase both toxicity and inhibitory activity, while *p*-alkyl substituents (Me or *i*-Pr) have the opposite effect.

Styrylpyrazoles were also found to act as dual inhibitors of 5-lipoxygenase (5-LO) and cyclooxygenase (CO) in rat basophilic leukemia cells. In particular, compound **7** (Figure 2) exhibited oral activity in various models of inflammation and, most importantly, is devoid of ulcerogenic potential [33].

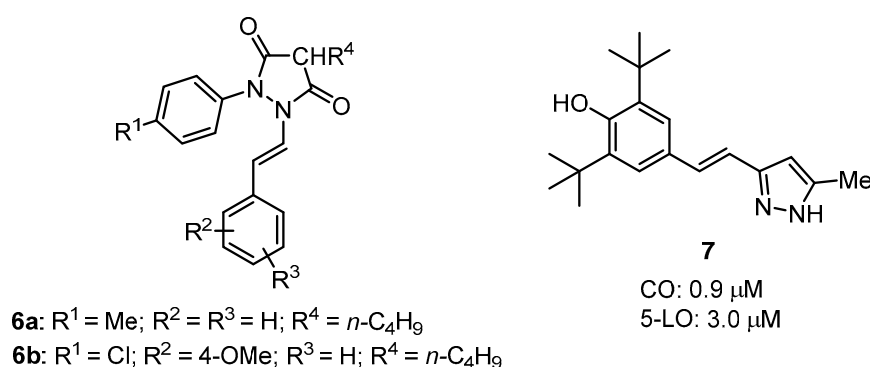


Figure 2. Styrylpyrazole derivatives **6** and **7** presenting anti-inflammatory activity [32,33].

Nauduri et al. studied the antibacterial activity of 1,5-diphenyl-3-styryl-2-pyrazolines **8**, with different substituents (OMe, NMe₂, NO₂, OH and isopropyl) (Figure 3), towards Gram-positive and Gram-negative bacteria and found little variation in the geometric means of minimum inhibitory concentrations (MIC) [34]. The derivatives containing NMe₂, NO₂ and OMe in the *p*-position of

A and B aromatic rings showed the highest activity (MIC = 3.55–6.56 $\mu\text{g/mL}$ and 3.30–6.27 $\mu\text{g/mL}$ against Gram-positive and Gram-negative bacteria, respectively). This fact was attributed to the strong electronic-driving nature of the substituents (either as electron-donating or electron-withdrawing substituents) and due to a more lipophilic nature (for the NMe_2). Low substitution in the aromatic ring also favored the entry of the compound in the bacteria through passive diffusion. They have compared the activity of these compounds with that of 1,3-diphenyl-5-styryl-2-pyrazolines, which showed lower activities than the compounds of the 3-styryl series. Moreover, the 1,5-diphenyl-3-styryl-2-pyrazolines **8** bearing *o*- or *p*-hydroxyphenyl rings showed superior antimycotic (antifungal) activity relative to the other derivatives (MIC = 11.3–24.8 $\mu\text{g/mL}$ and 12.16–13.6 $\mu\text{g/mL}$ against fungi and yeast, respectively). The extended electronic structure of the 3-styryl compared with the 5-styryl derivatives may explain the lower MIC values for the compounds of the 3-styryl series [34].

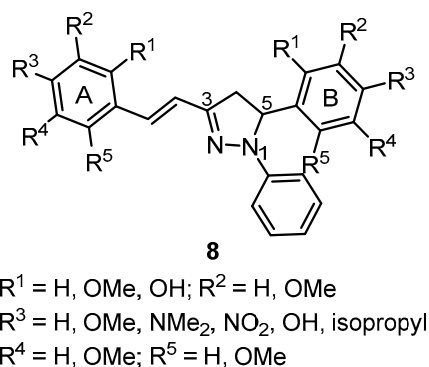


Figure 3. 3-Styryl-2-pyrazolines **8** presenting antibacterial and antifungal activity [34].

In the 2,2-diphenyl-1-picrylhydrazyl (DPPH) and horseradish peroxidase (HRP)/luminol/ H_2O_2 chemiluminescence assays, 5-aryl-3-styryl-1-carboxamidino-1*H*-pyrazole derivative **9** showed higher antioxidant activity (half maximal inhibitory concentration (IC_{50}) 45.17–217.22 $\mu\text{g/mL}$, in DPPH assay) than 2-(5-aryl-3-styryl-1*H*-pyrazol-1-yl)-4-trifluoromethylpyrimidines **10** (Figure 4). The antioxidant activity is dependent on the concentration and type of substituents in each compound, and resonance stabilization. For instance, the presence of SH at Y position strongly enhances antioxidant activity. Some derivatives of compound **9** showed antimicrobial activity against bacteria *Salmonella typhi*, *Staphylococcus aureus* and *Streptococcus pneumoniae*, with inhibition between 1.95 to 15.625 mg/mL. The antimicrobial activity is also affected by the substituent [35].

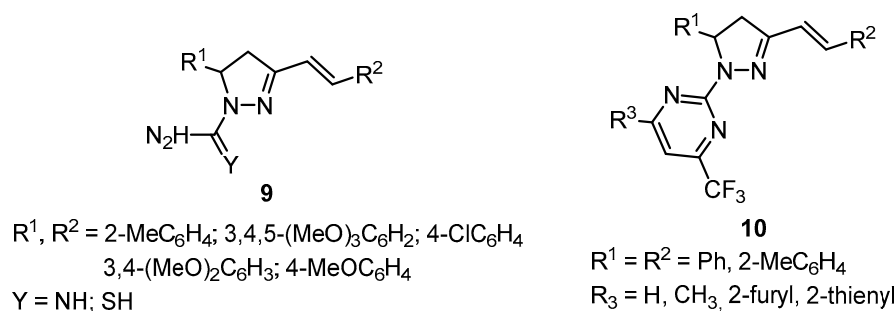


Figure 4. 5-Aryl-3-styryl-1-carboxamidino-1*H*-pyrazole derivatives presenting antioxidant and antimicrobial activity **9** and **10** [35].

Furthermore, 3,5-bis(styryl)pyrazoles **12**, curcumin (**11**) analogues (Figure 5), are well-known for their antioxidant activity. Some derivatives showed superior activity to that of curcumin in DPPH, ferric reducing antioxidant power (FRAP), and β -carotene bleaching assays [36]. For instance, curcumin (**11**) showed lower inhibition of DPPH \cdot (102 mmol), (half maximal effective concentration (EC_{50}) = 40 ± 0.06 μmol) compared with 3,5-bis(4-hydroxy-3-methoxystyryl)pyrazole (**12a**)

($EC_{50} = 14 \pm 0.18 \mu\text{mol}$). The presence of hydroxy and methoxy groups on the terminal phenyl rings is considered beneficial for the antioxidant capacity. Moreover, the 3,5-bis(styryl)pyrazole **CNB-001** has shown interesting results in studies related to neuroprotection and Alzheimer's disease, and was able to restore membrane homeostasis disrupted after brain trauma, being a promising compound for therapeutic use in the treatment of Parkinson's disease [37]. In combination with tissue plasminogen activator, **CNB-001** is efficient in the treatment of stroke [38]. Compound **12a** also acted as inhibitor of β -amyloid secretion and of protein kinases involved in neuronal excitotoxicity [39]. Some pyrazoles that are analogues of **12a** displayed good inhibition of γ -secretase activity, tau aggregation, and/or affinity to fibrillar A β 42 aggregates [40].

Other properties have been attributed to 3,5-bis(styryl)pyrazoles such as antimalarial, antimycobacterial, antiangiogenic, cytotoxic and antiproliferative activities [39,41,42]. As an example, 3,5-bis(styryl)pyrazoles **12a,b** showed more effective inhibition of chloroquine-sensitive *Plasmodium falciparum* ($IC_{50} = 0.48 \pm 0.04 \mu\text{M}$ and $0.87 \pm 0.07 \mu\text{M}$) and chloroquine-resistant *Plasmodium falciparum* ($IC_{50} = 0.45 \pm 0.07 \mu\text{M}$ and $0.89 \pm 0.10 \mu\text{M}$), respectively, than curcumin ($IC_{50} = 3.25 \pm 0.6 \mu\text{M}$ and $4.21 \pm 0.8 \mu\text{M}$) [41].

Several studies have highlighted the antiproliferative activity of **12a** in PC3 cells, with growth inhibitory concentration (GI_{50}) values of $5.6 \mu\text{M}$ [43] and in breast cancer cell lines, MCF-7 and SKBR3, with GI_{50} values of $4.19 \mu\text{M}$ and $0.25 \mu\text{M}$, respectively [42]. Liao and coworkers have also shown the antiproliferative activity of 3,5-bis(styryl)pyrazoles **12a** and **13** in the androgen-independent PC3 prostate cancer cell line with GI_{50} values in the low micromolar range. In particular, compound **13** caused significant effects on the PC3 cell cycle, inducing cell death and binding to tubulin ($K_d 0.4 \pm 0.1 \mu\text{M}$), inhibiting tubulin polymerization in vitro, being competitive with paclitaxel for binding to tubulin, and leading to microtubule depolymerization in PC3 cells. Therefore, **13** was considered as a lead compound for the treatment of castration-resistant prostate cancer (CRPC) [44].

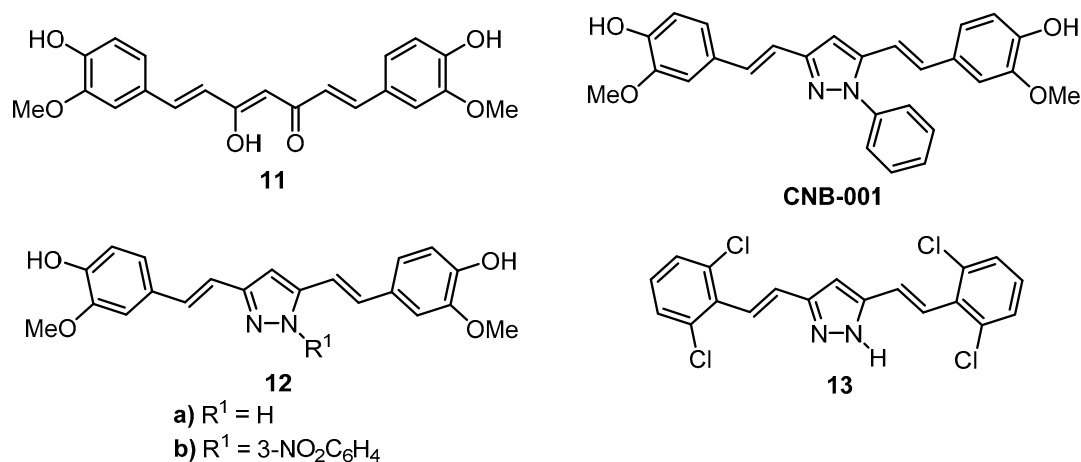


Figure 5. Structures of curcumin (**11**) and 3,5-bis(styryl)pyrazoles **CNB-001**, **12** and **13**, presenting antioxidant, antimalarial, cytotoxic and antiproliferative activities [36–44].

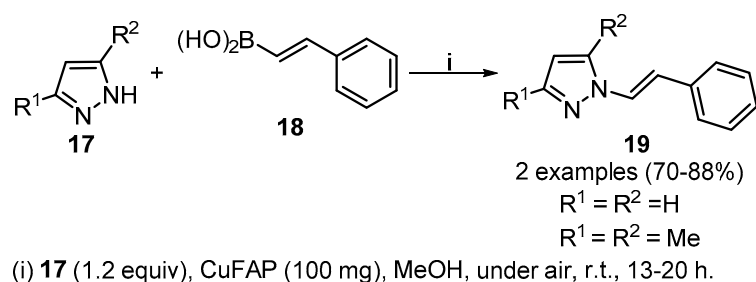
In addition to pharmacological activities, 4-styrylpyrazoles have shown interesting photophysical properties. In particular, 1-(2-pyridyl)-4-styrylpyrazoles (PSPs) substituted at position 3 with donor or acceptor aryl groups have shown strong blue-light emissions with high quantum yields (up to 66%), due to intramolecular charge transfer (ICT) phenomena [45]. The 3-phenyl-1-(2-pyridyl)-4-styrylpyrazole **14** (Figure 6) was studied as a turn-off fluorescent probe in metal ion sensing, showing a high selectivity to Hg^{2+} (Limit of detection (LOD) = $3.1 \times 10^{-7} \text{M}$) in a process that could be reversed with ethylenediamine.

Although pyrazoles are rare in nature, due to the difficulty of living organisms to construct the N–N bond [46,47], a styrylpyrazole natural derivative, (*E*)-1,5-diphenyl-3-styryl-2-pyrazoline (DSDP) **15** (also known as (*E*)-1,5-diphenyl-3-styryl-4,5-dihydro-1*H*-pyrazole) (Figure 6), was isolated from the

3.1. Synthesis of 1-Styrylpyrazoles

3.1.1. N-Cross-Coupling Reaction of Pyrazoles with Styrylboronic Acid

In 2010, Kantam et al. synthesized (*E*)-1-styrylpyrazoles in a simple and efficient way, by the cross-coupling reaction of pyrazoles **17** with styrylboronic acid **18** using a recyclable heterogeneous Cu-exchanged fluorapatite (CuFAP) catalyst, under base-free conditions (Scheme 1) [53]. The lower yield (70%) for the coupling with 3,5-dimethyl-1*H*-pyrazole **17** ($R^1 = R^2 = \text{Me}$) was attributed to the steric hindrance caused by the methyl groups. When the reaction was performed in the absence of air, no coupled product was obtained, since O_2 is involved in the oxidation of Cu(I) to Cu(II), which is the active species in the reaction mechanism [53].

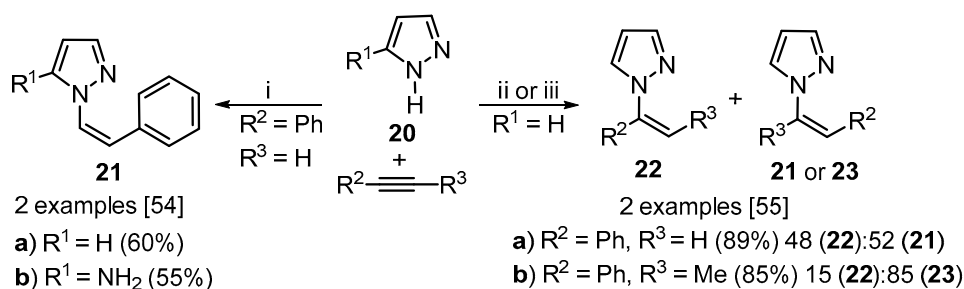


Scheme 1. Cross-coupling reactions of pyrazoles **17** with styrylboronic acid **18** to produce (*E*)-1-styrylpyrazoles **19** [53].

3.1.2. N-Styrylation of Pyrazoles with Activated and Non-Activated Alkynes

In 1978, Burgeois et al. described a lithium-catalyzed stereospecific and stereoselective addition of the N–H bond of pyrazole **20** to phenylacetylene, as a method to prepare 1-styrylpyrazoles **21** (Scheme 2) [54]. Under such conditions, (*Z*)-1-styryl-1*H*-pyrazole (**21a**) and (*Z*)-5-amino-1-styryl-1*H*-pyrazole (**21b**) were obtained in 60% and 55% yield, respectively.

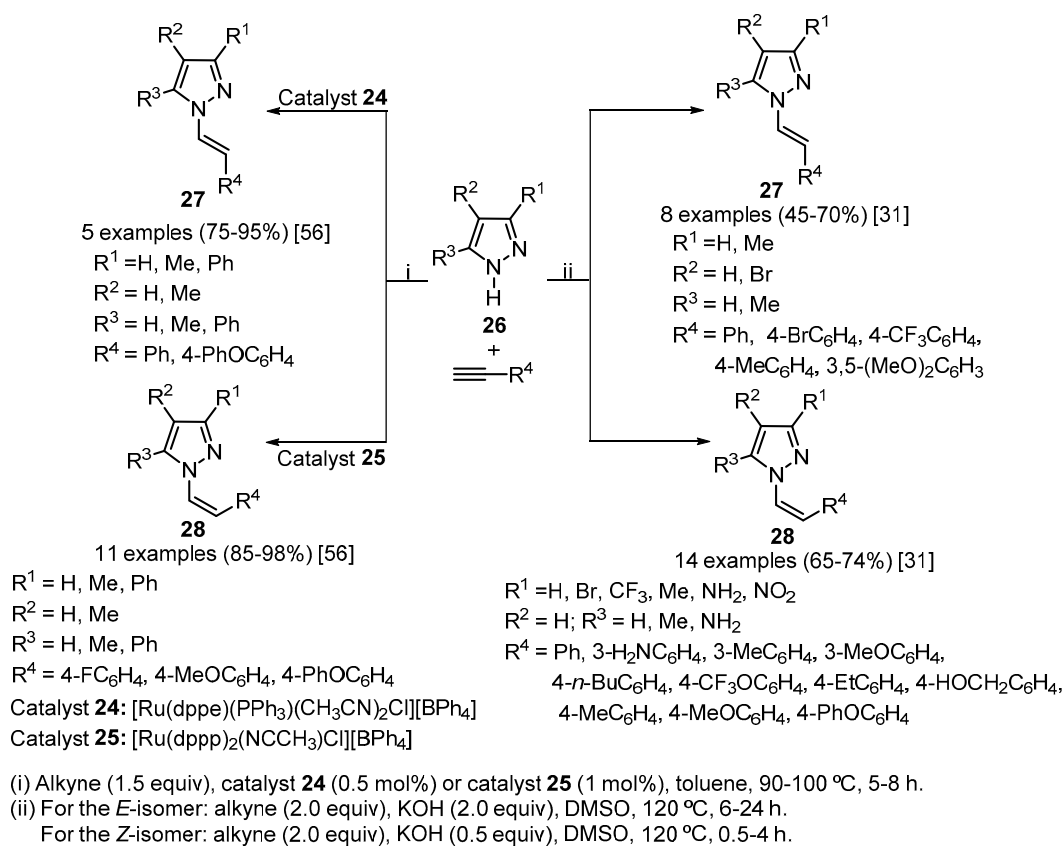
Tsuchimoto et al. reported a similar single addition of the N–H bond of pyrazoles to phenylacetylene and prop-1-yn-1-ylbenzene in the presence of a silver catalyst (AgNO_3 or AgOTf) to produce a regioisomeric mixture of 1-substituted pyrazoles **22** and **23** (Scheme 2) [55]. Complete stereoselectivity was achieved, since only the (*Z*)-isomer of 1-styrylpyrazole was formed, indicating that *anti*-addition, via a concerted mechanism, in which pyrazole nitrogen attacks the alkyne from the side opposite to a coordinated Lewis acid (LA), is involved as a key step in the reaction process [55].



Scheme 2. Addition of pyrazole **20** to alkynes to produce (*Z*)-1-styrylpyrazoles **21–23** [54,55].

The role of two ruthenium complexes [Ru(dppe)(PPh₃)(CH₃CN)₂Cl][BPh₄] (**24**) (dppe = diphenylphosphinoethane) and [Ru(dppp)₂(NCCH₃)Cl][BPh₄] (**25**) (dppp = diphenylphosphinopropane) as efficient catalysts in the regio- and stereoselective addition of pyrazoles **26** to alkynes was described by Das Kumar et al. (Scheme 3) [56]. In general, the addition catalyzed by complex **24** afforded (*E*)-1-styrylpyrazoles **27** while complex **25** produces (*Z*)-1-styrylpyrazoles **28**. Based on density functional theory calculations, the authors have shown that stereoselectivity is dependent upon the ligand environment around the ruthenium center.

Recently, Garg et al. reported a transition-metal-free chemo-, regio-, and stereoselective synthesis of (*Z*)- and (*E*)-1-styrylpyrazoles by the addition of pyrazoles **26** onto functionalized terminal alkynes using a super basic solution of KOH/dimethyl sulfoxide (DMSO) [31]. The nature of the base seems to be crucial for the reaction, which does not occur in the presence of an organic base, such as triethylamine (Et₃N). The reaction stereoselectivity is governed by time and amount of the base (Scheme 3). Deuterium labeling and control experiments highlighted the role of the KOH/DMSO catalytic system in the *cis*→*trans* isomerization, which was further supported by comparative ¹H-NMR spectrum studies in DMSO/DMSO-*d*₆. This method is of wide scope and several functionalities, such as OH or Me, NH₂, present both in the alkyne and pyrazole are well-tolerated [31].



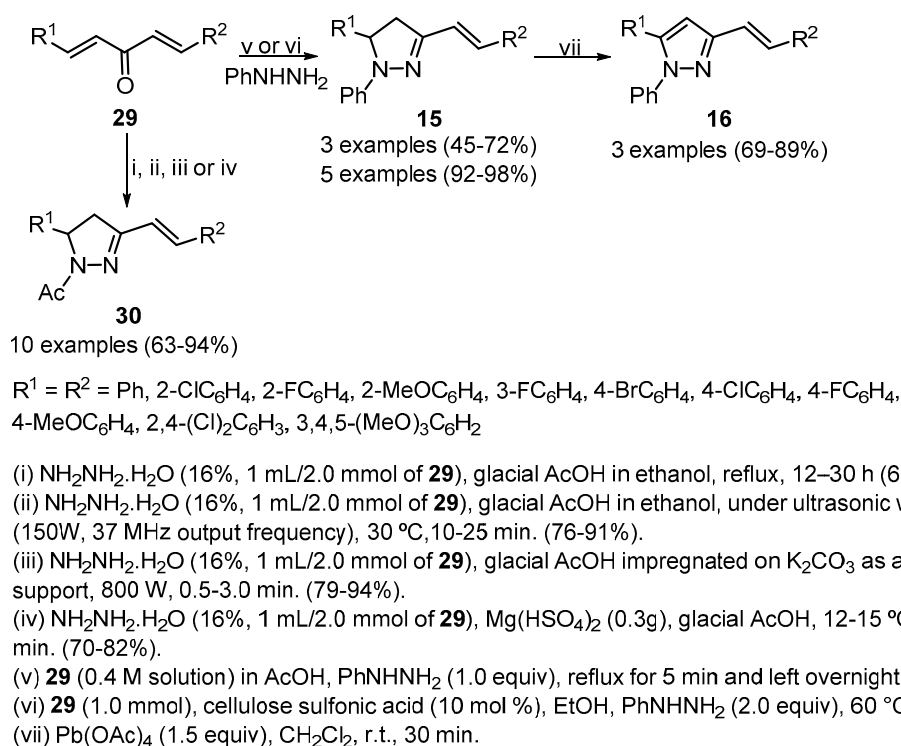
Scheme 3. Stereoselective additions of pyrazoles **26** to alkynes to produce (*E*)- and (*Z*)-1-styrylpyrazoles **27** and **28** [31,56].

3.2. Synthesis of 3(5)-Styrylpyrazoles

3.2.1. Cyclocondensation Reactions

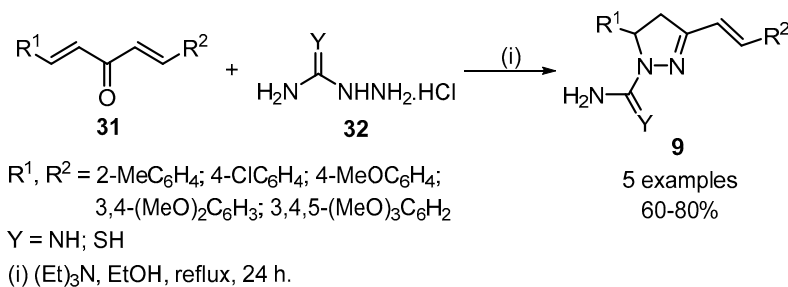
The cyclocondensation of (1*E*,4*E*)-1,5-diarylpenta-1,4-dien-3-one **29** with hydrazine or phenyl hydrazine in glacial acetic acid at reflux [57,58], in the presence of sulfuric acid [59], or cellulose sulfonic acid [60], afforded 5-aryl-3-styryl-4,5-dihydro-1*H*-pyrazoles (pyrazolines) **15** or **30** (Scheme 4). Following a similar approach, Nauduri et al. synthesized a series of 5-aryl-1-phenyl-3-styryl-4,5

-dihydro-1*H*-pyrazoles by condensation of **29** analogues with phenyl hydrazine hydrochloride in a mixture of ethanol and chloroform, in the presence of a catalytic amount of concentrated HCl (70–77%) [34]. Pathak et al. studied the reaction of **29** with hydrazine hydrate in glacial acetic acid under conventional reflux, ultrasound, microwave irradiation conditions and using mechanochemical mixing, and isolated 1-acetyl-5-aryl-3-(substituted-styryl)pyrazolines **30**. In turn, pyrazolines **15** were converted into the corresponding pyrazoles by oxidation (dehydrogenation) (Scheme 4). Several oxidant agents can be employed for this transformation; some common examples include lead tetraacetate [58], DMSO in open air [61], MnO₂ [62], *p*-chloranil [63], 2,3-dichloro-5,6-dicyano-1,4-benzoquinone (DDQ) [64], Pd/C [65]. In 2014, Ananthnag et al. developed a simple and high yielding method for the conversion of (*E*)-3- and 5-styrylpyrazolines into the corresponding pyrazoles via iron(III) catalyzed aerobic oxidative aromatization [65]. The use of FeCl₃ as catalyst makes the reaction greener and more economical.



Scheme 4. Synthesis of 3-styrylpyrazolines **15** and **30** and 3-styrylpyrazoles **16** [58].

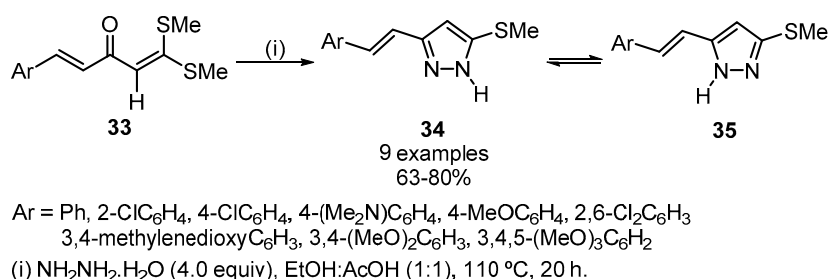
Gressler et al. described the [3 + 2] cyclocondensation of 1,5-diaryl-penta-1,4-dien-3-ones **31** with aminoguanidine hydrochloride **32** in ethanol, in the presence of triethylamine, as a method to prepare 5-aryl-1-carboxamidino-3-styryl-4,5-dihydro-1*H*-pyrazoles **9** (Scheme 5) [35,66,67].



Scheme 5. Synthesis of 5-aryl-1-carboxamidino-3-styryl-4,5-dihydro-1*H*-pyrazoles **9** [35,66,67].

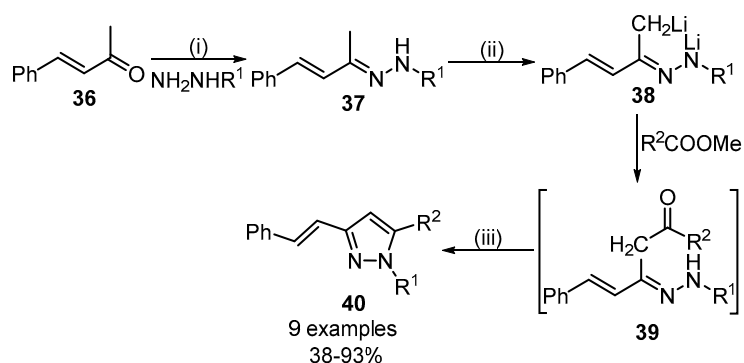
In 1991, Purkayastha et al. reported the reaction of α -oxoketene dithioacetal **33** with hydrazine hydrate in ethanol, in the presence of acetic acid, as a method to exclusively obtain

(*E*)-3(5)-styrylpyrazoles (**34**⇌**35**) (Scheme 6). They have shown that acidic medium is required for the regioselective formation of **34**, otherwise, in neutral conditions, other products are formed [68]. The formation of styrylpyrazoles **34**, in acidic conditions, was explained through the attack of hydrazine on protonated **33** at the β-carbon with a positive charge, which is stabilized by the two methylthio groups. In fact, the (*E*)-3(5)-styrylpyrazole **34a** (Ar = Ph) was isolated as the sole product (79%) when **33a** (Ar = Ph) reacted with hydrazine hydrate in ethanol:acetic acid (1:1) mixture. Other cinnamoyl oxoketene dithioacetals similarly reacted in these conditions affording a series of (*E*)-3(5)-styrylpyrazoles. This method is also suitable for the synthesis of 3-(4-arylbuta-1,3-dienyl)pyrazoles and 3-(6-arylhexa-1,3,5-trienyl)pyrazoles starting from the appropriate dienoyl- and trienoyl oxoketene dithioacetals, and has high practical utility, since the introduction of such enyl side-chains in the preformed pyrazole is not possible [68].



Scheme 6. Reaction of oxoketene dithioacetals **33** with hydrazine hydrate to synthesize (*E*)-3(5)-styrylpyrazoles **34** [68].

In 2001, Pastine et al. reported the synthesis of (*E*)-3-styrylpyrazoles starting from benzalacetone **36**, which was converted into the corresponding hydrazones **37** by reaction with hydrazine derivatives. Then, compounds **37** were deprotonated with an excess of lithium diisopropylamide (LDA), and the resulting dilithiated intermediates **38** were condensed at the carbanion center with a variety of substituted benzoate esters, such as methyl benzoate, methyl 4-*t*-butylbenzoate, (lithiated) methyl 4-hydroxybenzoate, or methyl 3,4,5-trimethoxybenzoate affording **39**. After acid cyclization of **39** with 3 N hydrochloric acid, the 3-styrylpyrazoles **40** were isolated (Scheme 7) [69].



R¹ = COOEt, COOMe, Ph

R² = Ph, 4-HOC₆H₄, 4-(Me)₃CC₆H₄, 4-MeOC₆H₄, 3,4,5-(MeO)₃C₆H₂

(i) Hydrazine derivative (1.05 equiv), MeOH or EtOH (200 mL), AcOH (1 mL), reflux, 45 min.

(ii) 1. 1.6 M *n*-Butyllithium (1.0 equiv), diisopropylamine (1.0 equiv) in dry THF (dropwise addition, 5 min.),

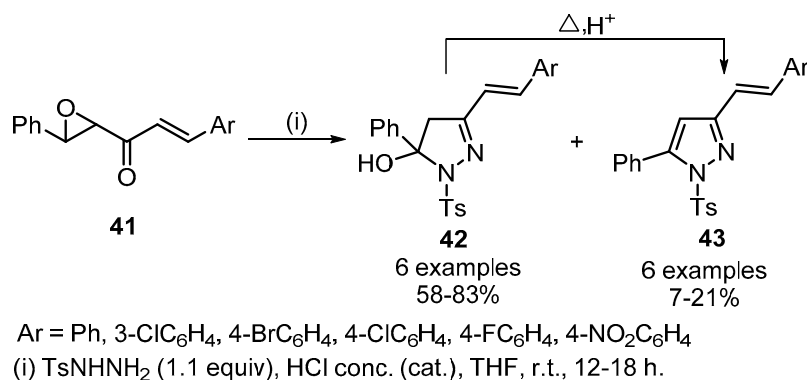
N₂ atmosphere, 0 °C, 15-20 min.; 2. Hydrazone dissolved in THF, N₂ atmosphere, 0 °C, 45-60 min.;

3. Ester dissolved in THF, (hydrazone:LDA:ester 1:3:1 or 1:4:1), N₂ atmosphere, 0 °C, 45-120 min.;

(iii) 3 N HCl, reflux, 45-60 min.

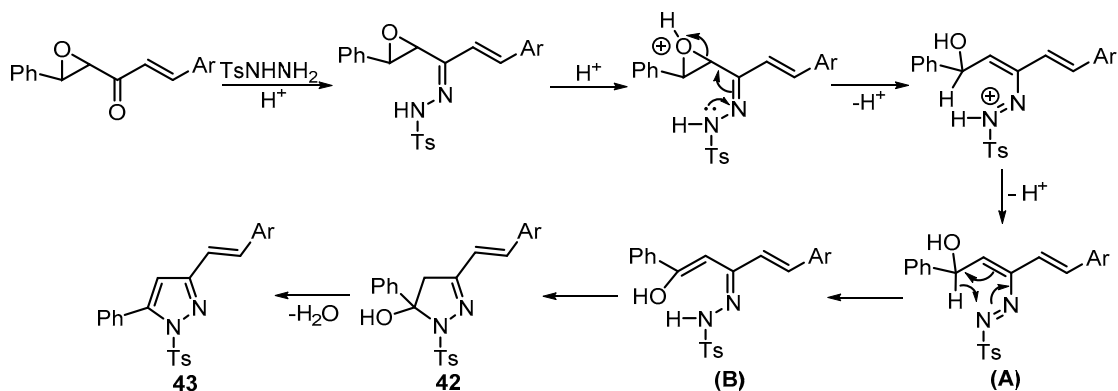
Scheme 7. Reaction of benzalacetone **36** with hydrazines to produce hydrazones **37** and their transformation into (*E*)-3-styrylpyrazoles **40** [69].

The reaction of (*E*)-3-aryl-1-(3-phenyloxiran-2-yl)-prop-2-en-1-ones (**41**) with tosyl hydrazine under acid catalysis afforded (*E*)-5-hydroxy-5-phenyl-3-styryl-1-tosyl-2-pyrazolines (**42**) (Scheme 8) [70]. Then, (*E*)-5-phenyl-3-styryl-1-tosyl-1*H*-pyrazoles (**43**), which are formed due to dehydration of 5-hydroxypyrazolines **42**, were also isolated, as by-products, by chromatography, after crystallization of the major products.



Scheme 8. Synthesis of (*E*)-5-hydroxy-5-phenyl-3-styryl-1-tosyl-2-pyrazolines (**42**) and (*E*)-5-phenyl-3-styryl-1-tosyl-1*H*-pyrazoles (**43**) [70].

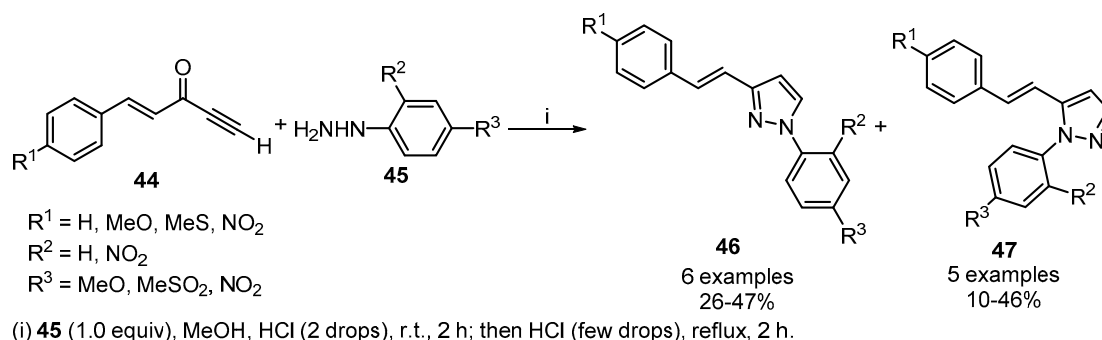
The formation of pyrazolines **42** occurred through oxirane ring-opening at the α -carbon, followed by the rearrangement of the azadiene intermediate (**A**) through a hydride [1,5] sigmatropic shift to 1,3-diketone monohydrazone (**B**, Scheme 9). Finally, the intramolecular cyclization led to 5-hydroxypyrazolines **42**. These compounds are only stable if they have an electron-withdrawing group, such as 1-acyl, or if a perfluoroalkyl group is present at the C-5 of the pyrazoline ring [70].



Scheme 9. Mechanism of formation of (*E*)-3-styrylpyrazolines **42** and (*E*)-3-styrylpyrazoles **43** [70].

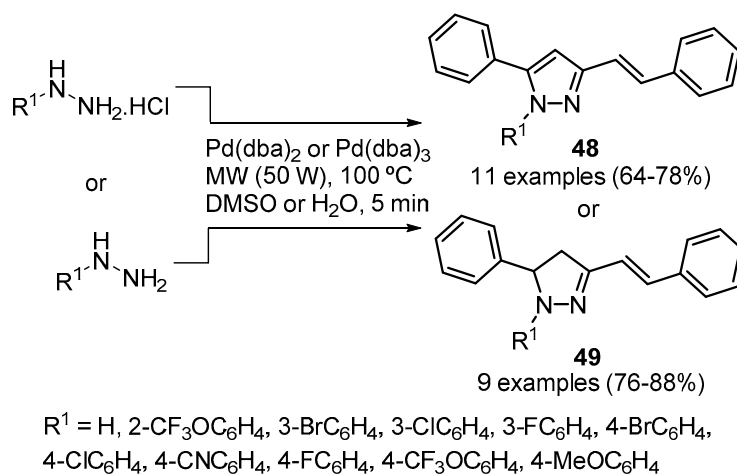
The condensation of acetylenic ketones **44** with aryl hydrazines **45** produces (*E*)-3(5)-styrylpyrazoles (**46** and/or **47**) in fair to good yield. The substitution pattern in these pyrazoles depends on the nature of the substituents and mainly on the reaction conditions (Scheme 10) [71]. When methanol is used as solvent and the reaction is stirred at room temperature for a period prior to the addition of acid and heating, (*E*)-5-styrylpyrazoles **47** were obtained as the major products. However, if acid is present and heat applied from the onset, a mixture of (*E*)-3- and 5-styrylpyrazoles **46** and **47** is obtained. Regioselectivity, in this case, varies from 39:61% to 83:17% of **46**:**47**, depending on the nature of the substituents. For instance, when R¹ = MeO, R² = H and R³ = MeSO₂, the regioisomer **46** is obtained in higher amount. On contrary, when R¹ = R² = H and R³ = NO₂, **46** is the minor regioisomer. In the absence of acid, the initial reaction step involves Michael addition of the more basic terminal nitrogen of the hydrazine derivative to the terminal acetylenic carbon to form enamine, which exists in tautomeric equilibrium with the isomeric hydrazone. The cyclization of the hydrazone

in the presence of added acid subsequently afforded only (*E*)-5-styrylpyrazoles **46**. The formation of this isomer seems to be promoted by the strong electron-donating and electron-withdrawing effect of the substituents.



Scheme 10. Condensation of acetylenic ketones **44** with aryl hydrazines **45** to produce (*E*)-3(5)-styrylpyrazoles (**46** and/or **47**) [71].

The microwave-assisted *N*-heterocyclization of metal-diketonic complexes, Pd(dba)₂ or Pd(dba)₃ (dba = dibenzylideneacetones) with hydrochloride salts of various aryl hydrazines allows the synthesis of 1-aryl-5-phenyl-3-styryl-1*H*-pyrazoles in a single step and with very good yields (Scheme 11) [72]. Metal-diketones act as both catalyst and coupling partner. The hydrazine substrate and the solvent play an important role in the selectivity. Reaction with phenyl hydrazine hydrochloride in water gave both (*E*)-3-styrylpyrazole **48** and (*E*)-3-styrylpyrazoline **49** in approximately equal amounts. If the substrate is phenyl hydrazine (without hydrochloride salt), (*E*)-3-styrylpyrazoline **49** is the major reaction product. The use of DMSO as a solvent instead of water promotes the formation of (*E*)-3-styrylpyrazole **48** in high yields.



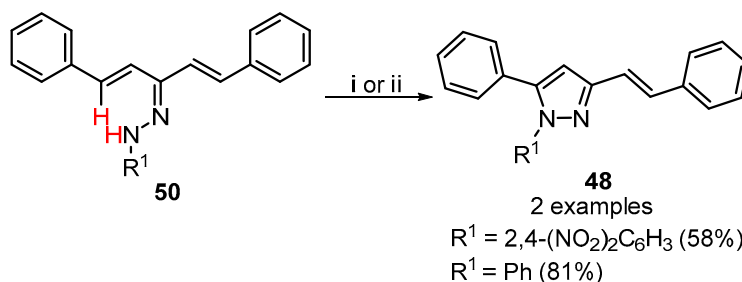
Scheme 11. Microwave-assisted synthesis of (*E*)-3-styrylpyrazoles **48** and (*E*)-3-styrylpyrazolines **49** [72].

3.2.2. Intramolecular Oxidative C–N Coupling of Hydrazones

The ruthenium(II)-catalyzed oxidative C–N coupling of 2,4-dinitrophenylhydrazone of (*1E,4E*)-1,5-diphenylpenta-1,4-dien-3-one **50** in the presence of oxygen (1 atm) as the oxidant, afforded (*E*)-1-(2,4-dinitrophenyl)-5-phenyl-3-styryl-1*H*-pyrazole (**48**). [RuCl₂(*p*-cymene)]₂ (5 mol%) was found to be the best catalyst for this oxidative C(sp²)–H amination (Scheme 12) [73]. This catalyst allows C–H bond cleavage via an *o*-metalation process that involves chelation with the nitrogen from hydrazone. Consequently, the formation of a C–N bond is possible via reductive elimination to generate the

corresponding pyrazole. Finally, the oxygen promotes oxidation of the Ru(0) species to Ru(II) to complete the catalytic cycle.

Other oxidative C(sp²)-H amination reactions have been reported using copper catalysts. By using Cu(OAc)₂ (10 mol%) and 1,4-diazabicyclo[2.2.2]octane (DABCO) (30 mol%) in DMSO at 100 °C in the presence of oxygen (1 atm) as the oxidant, (*E*)-1,5-diphenyl-3-styryl-1*H*-pyrazole (**48**, R¹ = Ph) was obtained (Scheme 12) [74].

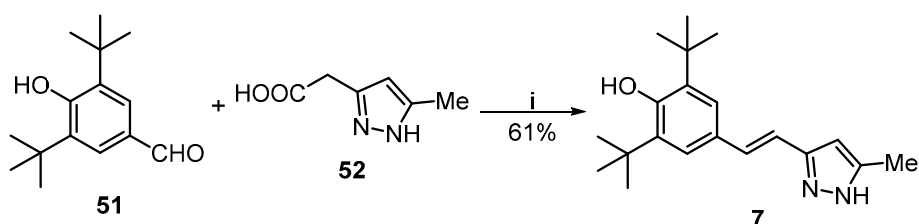


- (i) [RuCl₂(*p*-cymene)]₂ (5 mol%), NaHCO₃ (2.0 equiv), O₂ (1 atm), DMSO, 60-100 °C, 5-6 h.
(ii) Cu(OAc)₂ (10 mol%), O₂ (1 atm), DABCO (30 mol%), DMSO, 100 °C, 12 h.

Scheme 12. Synthesis of (*E*)-3-styrylpyrazoles **48** by intramolecular oxidative C–N coupling of hydrazones **50** [73,74].

3.2.3. Miscellaneous

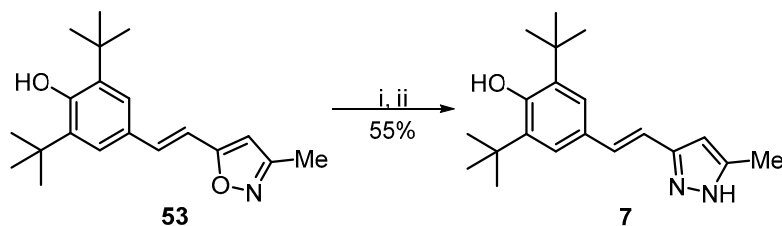
The decarboxylative Knoevenagel reaction of aldehyde **51** with 3-methyl-5-pyrazoleacetic acid **52** directly afforded (*E*)-3-styrylpyrazole **7** (Scheme 13) [33].



- (i) **52** (1.0 equiv), piperidine (0.1 equiv), AcOH (0.1 equiv), toluene, reflux, 24 h (with azeotropic removal of water).

Scheme 13. Synthesis of (*E*)-3-styrylpyrazole **7** by Doebner modification of Knoevenagel condensation [33].

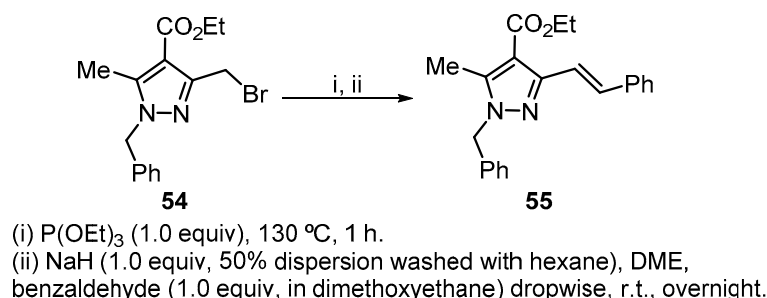
Hydrogenolysis of (*E*)-5-styrylisoxazole **53**, using Mo(CO)₆ in the presence of water (1.0 equiv), followed by ring closure with hydrazine also produced (*E*)-3-styrylpyrazole **7** [33]. In a first step, a ketone is obtained (Scheme 14, i), which after reaction with 97% hydrazine in acetic acid gave (*E*)-3-styrylpyrazole **7** (Scheme 14, ii).



- (i) 1. H₂O (1.0 equiv), Mo(CO)₆ (7.5 equiv), MeCN, N₂ atmosphere, reflux, 12 h;
2. MeOH, 4N HCl, r.t., 4 h and then 1N NaOH
(ii) Ketone obtained in (i), 97% hydrazine (1.0 mL/1.25 g of ketone), r.t., 12 h.

Scheme 14. Conversion of (*E*)-5-styrylisoxazole **53** into (*E*)-3-styrylpyrazole **7** by hydrogenolysis [33].

Deshayes et al. reported the use of 3-bromomethylpyrazole **54** as template for the synthesis of (*E*)-3-styrylpyrazole **55**. In a first step, this compound was treated with triethyl phosphite, in the Arbusev reaction, affording the corresponding diethylphosphonomethylpyrazole, which then reacted with benzaldehyde in the presence of sodium hydride to give the corresponding (*E*)-3-styrylpyrazole **55** (Scheme 15) [75].

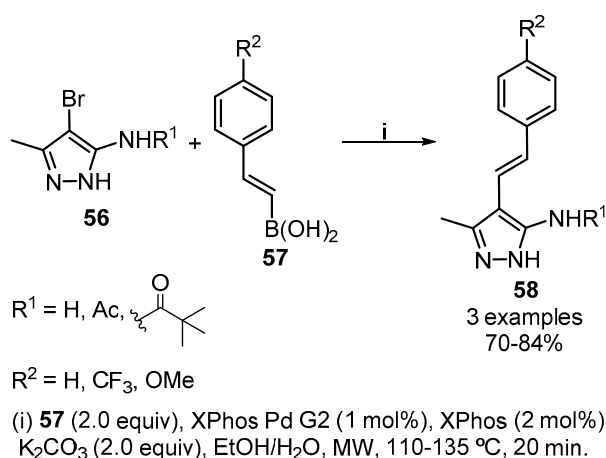


Scheme 15. Synthesis of (*E*)-3-styrylpyrazole **55** [75].

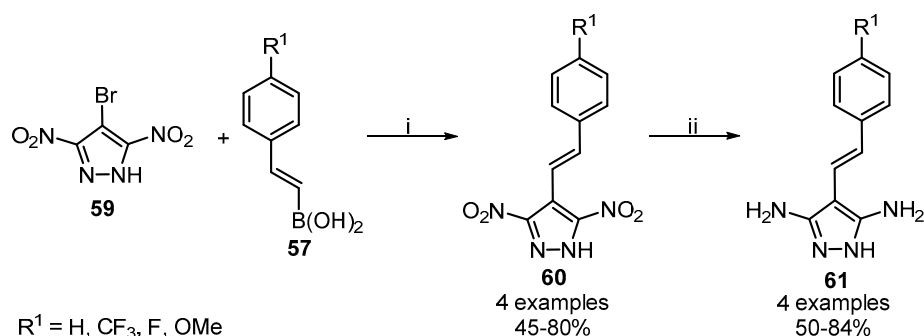
3.3. Synthesis of 4-Styrylpyrazoles

3.3.1. Cross-Coupling Reactions

(*E*)-(4-Styryl)aminopyrazoles can be accessed in a straightforward way by the Suzuki–Miyaura cross-coupling reaction of 4-bromo aminopyrazoles **56** and their amides with styryl boronic acids **57** (Scheme 16). Using the pre-catalyst palladacycle XPhos Pd G2 and XPhos, in combination with K₂CO₃ in a green solvent system (EtOH/H₂O), under microwave irradiation, Jedináket al. obtained the (*E*)-(4-styryl)aminopyrazoles **58** [76]. Direct comparison of the chloro, bromo, and iodopyrazoles used as substrate in the Suzuki–Miyaura reaction revealed that bromo and chloro derivatives were superior to iodopyrazoles, showing reduced propensity to dehalogenation [76]. Using the same pre-catalyst (XPhos Pd G2), which enabled the coupling with the electron deficient, electron-rich, or sterically demanding boronic acids, Tomanová et al. coupled the 4-bromopyrazoles **59** with styryl boronic acids **57** to prepare the (*E*)-3,5-dinitro-4-styryl-1*H*-pyrazoles **60** (Scheme 17) [77]. The introduction of the electron-deficient nitro groups as masked amino functionalities improved the rate of the oxidative addition step and eliminated the Pd-independent side dehalogenation reaction. Both nitro groups were then converted into amine groups by iron-catalyzed reduction with hydrazine hydrate to give (*E*)-3,5-diamino-4-styryl-1*H*-pyrazoles (**61**).



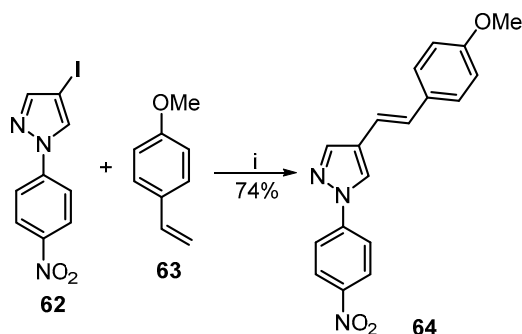
Scheme 16. Suzuki–Miyaura coupling of 4-bromo aminopyrazoles **56** and their amides with styryl boronic acids **57** to prepare (*E*)-(4-styryl)aminopyrazoles **58** [76].



(i) **57** (1.05–4.5 equiv), XPhos Pd G2 (2–4 mol%), K_3PO_4 (4.0 equiv), dioxane/ H_2O (4:1), 100 °C, 20 h.
 (ii) 5% Fe on activated charcoal (1.0 equiv), $\text{NH}_2\text{NH}_2 \cdot \text{H}_2\text{O}$ (12.0 equiv), MeOH or dioxane, 55 °C, 1–3 h.

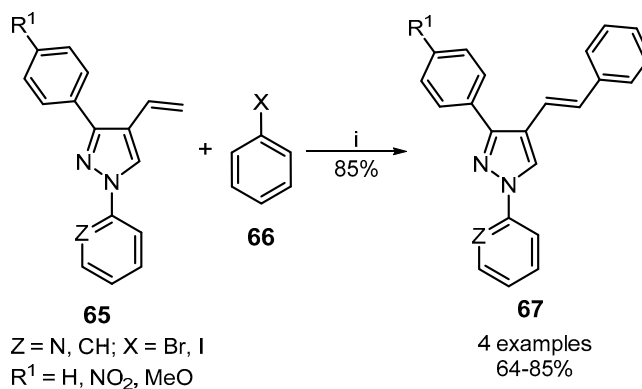
Scheme 17. Synthesis of (*E*)-3,5-dinitro-4-styryl-1*H*-pyrazoles **60** and iron-catalyzed reduction of the nitro groups to produce (*E*)-3,5-diamino-4-styryl-1*H*-pyrazoles **61** [77].

Starting from 4-iodo-1-(4-nitrophenyl)-1*H*-pyrazole **62** and 4-methoxystyrene **63**, Miller et al. synthesized (*E*)-4-(4-methoxystyryl)-1-nitrophenyl-1*H*-pyrazole **64**, using standard palladium-catalyzed coupling conditions (Scheme 18). Furthermore, 4-bromo-1-(4-nitrophenyl)-1*H*-pyrazole did not react under the same conditions [71]. On the other hand, the Mizoroki–Heck coupling of previously prepared 4-vinylpyrazole **65** with halobenzenes **66**, using $\text{Pd}(\text{AcO})_2$ (10 mol%) as a catalyst in the presence of a ligand (*o*-MePh) $_3\text{P}$ (20 mol%), afforded the desired (*E*)-1,3-disubstituted-4-styryl-1*H*-pyrazoles **67** [45] (Scheme 19). This reaction was performed under microwave irradiation to obtain the compound in a shorter reaction time.



(i) **63** (2.0 equiv), $\text{Pd}(\text{OAc})_2$ (75 mg), Bu_4NBr (1.0 equiv), K_2CO_3 (2.5 equiv), DMF, 70 °C, 18 h.

Scheme 18. Synthesis of (*E*)-4-(4-methoxystyryl)-1-nitrophenyl-1*H*-pyrazole **64** [71].

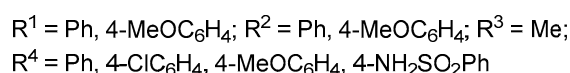
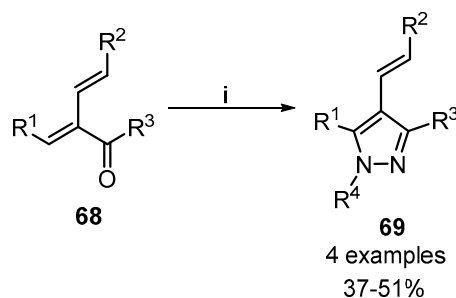


(i) **66** (2.5 equiv), $\text{Pd}(\text{AcO})_2$ (10 mol%), (*o*-MePh) $_3\text{P}$ (20 mol%), Et_3N (1.0 mL/0.4 mmol of **65**), dry DMF, MW, 180 °C for 3 x 30 min.

Scheme 19. Mizoroki–Heck coupling of 4-vinylpyrazole **65** with halobenzenes **66** to prepare (*E*)-1,3-disubstituted-4-styryl-1*H*-pyrazoles **67** [45].

3.3.2. Cyclocondensation Reaction

Kim et al. described a convenient method to prepared (*E*)-4-styrylpyrazoles starting from α -alkenyl- α,β -enones **68**, readily accessed from the Morita–Baylis–Hillman reaction. The reaction of **68** with aryl hydrazines in ethanol, in the presence of O₂, afforded (*E*)-4-styrylpyrazoles **69** (Scheme 20), together with trace amounts of the corresponding 4-arylethylpyrazoles and pyridazine derivatives, which were identified but were not isolated [78].

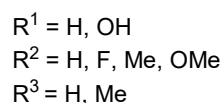
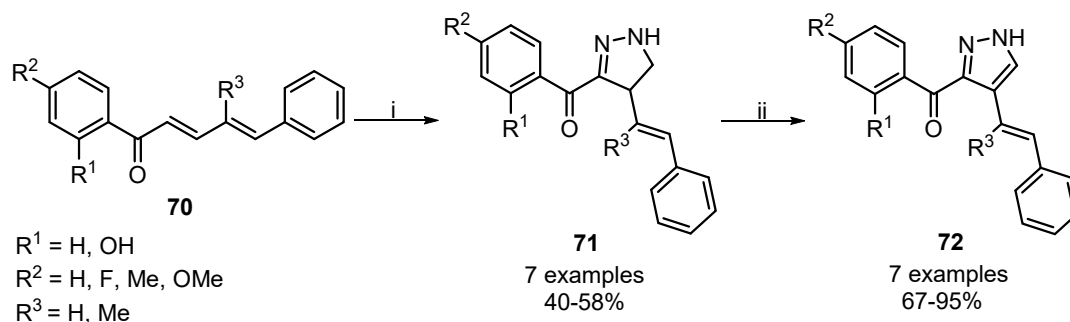


(i) $R^4\text{NHNH}_2\text{HCl}$ (1.2 equiv), EtOH, 3 h, under O₂ balloon atmosphere.

Scheme 20. Reaction of α -alkenyl- α,β -enones **68** with arylhydrazines to produce (*E*)-4-styrylpyrazoles **69** [78].

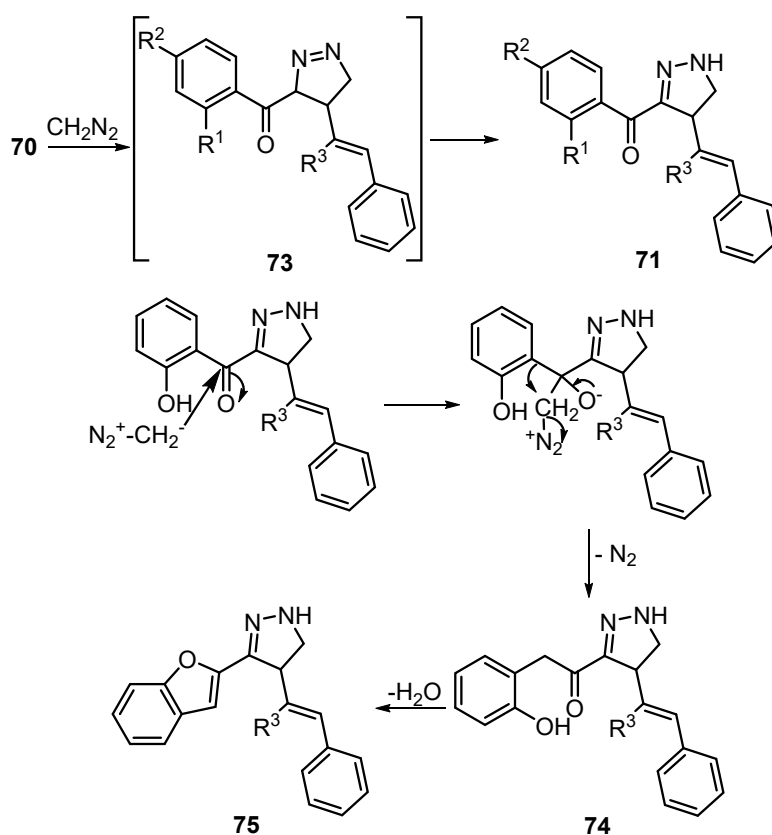
3.3.3. 1,3-Dipolar Cycloaddition Reaction

1,3-Dipolar cycloaddition reaction of (*E,E*)-cinnamylideneacetophenones **70** and diazomethane, at room temperature or in a refrigerator, lead to the formation of 3-benzoyl-4-styryl-2-pyrazolines **71**. By oxidation with an excess of chloranil, in toluene, pyrazolines **71** were converted into 3(5)-benzoyl-4-styrylpyrazoles **72** (Scheme 21) [79]. The regioselective formation of **71** results from the reaction between the $C\alpha=C\beta$ double bond of **70** with diazomethane giving rise to 1-pyrazolines **73**, which then isomerize into 2-pyrazoline isomers **71** (Scheme 22). From the reaction between the $C\gamma=C\delta$ double bond of **70** with diazomethane, other cycloadducts can be formed; however, their formation was not reported. For some derivatives ($R^1 = \text{H}, R^2 = \text{H}$ and $R^3 = \text{H}, \text{Me}$), small amounts of 3-(2-benzofuranyl)-4-styryl-2-pyrazolines were formed as by-products, as a result of insertion of a methylene group between the carbonyl and the 2-hydroxyphenyl group leading to the formation of compound **74**. Then, the intramolecular reaction of the hydroxy group with the carbonyl carbon and subsequent water elimination from the obtained hemiacetal lead to the formation of the benzofuran ring **75** (Scheme 22) [79].



(i) CH_2N_2 , CH_2Cl_2 /diethyl ether, refrigerator, 48 h.
(ii) Chloranil (3.0 equiv), toluene, reflux.

Scheme 21. Synthesis of (*E*)-3-benzoyl-4-styryl-2-pyrazolines **71** and 3-benzoyl-4-styryl-1*H*-pyrazoles **72** [79].

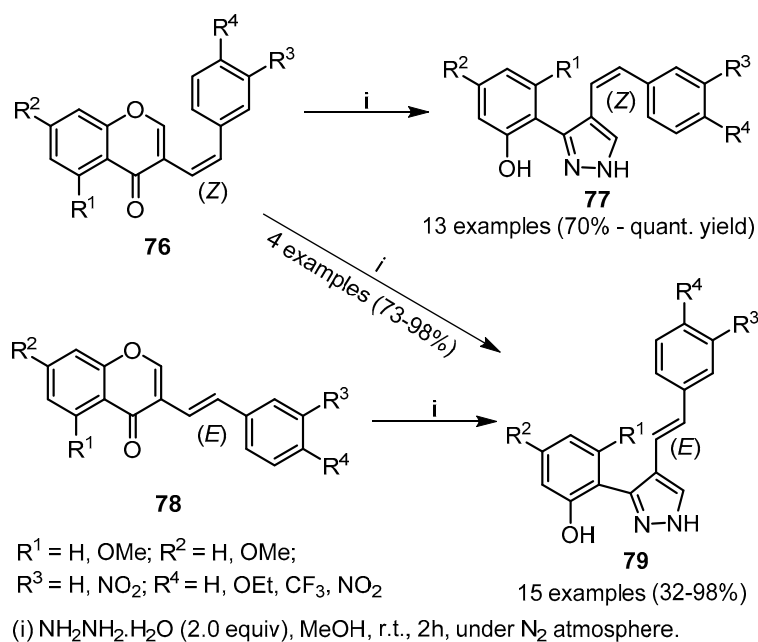


Scheme 22. Mechanism of formation of 3-benzoyl-4-styryl-2-pyrazolines **71** and 3-(2-benzofuranyl)-4-styryl-2-pyrazolines **75** [79].

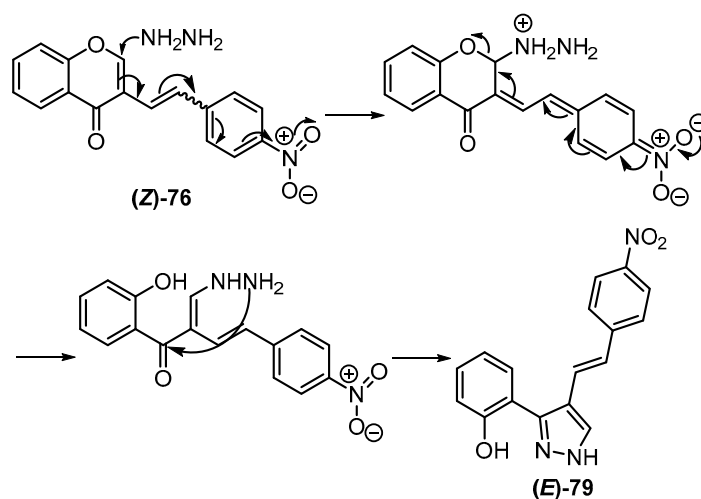
3.3.4. Reaction of 3-Styrylchromones with Hydrazine Derivatives

The reaction of (*Z*)- and (*E*)-3-styryl-4*H*-chromen-4-ones (**76** and **78**) (also known as 3-styrylchromones) with hydrazine hydrate in methanol, at room temperature, afforded the corresponding (*Z*)- and (*E*)-3(5)-(2-hydroxyphenyl)-4-styryl-1*H*-pyrazoles (**77** and **79**) in 70–94% and 32–98% yield, respectively (Scheme 23) [80]. When the same method was followed to convert (*Z*)-3-(4-nitrostyryl)-4*H*-chromen-4-ones (**76**) into the corresponding pyrazoles, the (*E*)-3(5)-(2-hydroxyphenyl)-4-(4-nitrostyryl)-1*H*-pyrazoles (**79**) were obtained in great yields (>73%) instead of the expected (*Z*)-isomer. These results indicate that the strong electron-withdrawing effect of the *p*-nitro group has an important role in the (*Z*)→(*E*) isomerization during the transformation of (*Z*)-3-(4-nitrostyryl)-4*H*-chromen-4-ones into the corresponding (*E*)-4-(4-nitrostyryl)-1*H*-pyrazoles. Silva et al. have highlighted the role of the nitro group in the mechanism of formation of the (*E*)-4-styrylpyrazole isomer [81]. After the nucleophilic attack of hydrazine at C-2 of the chromone nucleus, the electronic conjugation moves towards the 4-nitro-3-styryl moiety, allowing the (*Z*)→(*E*) isomerization of the vinylic double bond of the styryl group, to adopt the most stable configuration, with consequent ring opening. Finally, an intramolecular reaction of the hydrazine and carbonyl group led to pyrazole ring formation (Scheme 24).

Although the biological activity of 4-styrylpyrazoles has rarely been studied, Silva et al. have shown that some derivatives of 4-styrylpyrazoles **77** and **79** with long alkyl chains of ten or twelve carbons on the N-1 or linked at the oxygen of the 2'-hydroxyphenyl moiety present affinity for CB₁ type cannabinoid receptors in the micromolar range, or even in the nanomolar range, as observed for the (*E*)-4-(4-chlorostyryl)-3(5)-(2-decyloxyphenyl)-1*H*-pyrazole ($K_i = 53 \pm 33$ nM) [14].



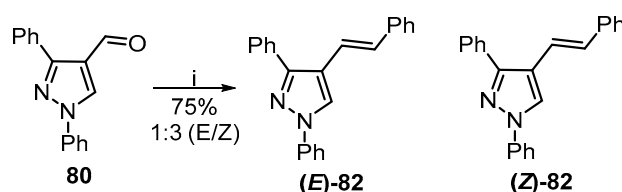
Scheme 23. Synthesis of (Z)- and (E)-3(5)-(2-hydroxyphenyl)-4-styryl-1H-pyrazoles 77 and 79 [80,81].



Scheme 24. Mechanism of the transformation of (Z)-3-(4-nitrostyryl)-4H-chromen-4-ones (76) into (E)-3(5)-(2-hydroxyphenyl)-4-(4-nitrostyryl)-1H-pyrazoles (79) [81].

3.3.5. Miscellaneous

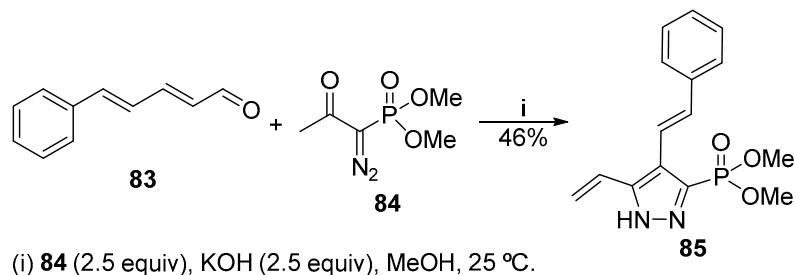
The Wittig reaction of 4-formylpyrazole **80** with benzyltriphenylphosphonium bromide (**81**) in BuLi-THF afforded the corresponding (E)- and (Z)-4-styrylpyrazoles **82** with an E:Z ratio of approximately 1:3 (Scheme 25) [45].



(i) $\text{PhCH}_2\text{PPh}_3\text{Br}$ (**81**) (0.5 equiv), BuLi, THF, -50 - 20 °C, 12 h.

Scheme 25. Wittig reaction of 4-formylpyrazole **80** with benzyltriphenylphosphonium bromide **81** to prepare (E)- and (Z)-4-styrylpyrazoles **82** [45].

Ahamad et al. described the synthesis of the (*E*)-4-styryl-5-vinylpyrazole **85** by a domino reaction, which involves the 1,3-dipolar cycloaddition of Bestmann–Ohira reagent (BOR) **84** to (*2E,4E*)-5-phenylpenta-2,4-dienal **83**, followed by a Horner–Wadsworth–Emmons reaction of the resulting pyrazoline carboxaldehyde and subsequent 1,3-H shift to afford **85**. This methodology has relevant application for the synthesis of 5-vinylpyrazoles (Scheme 26) [82].

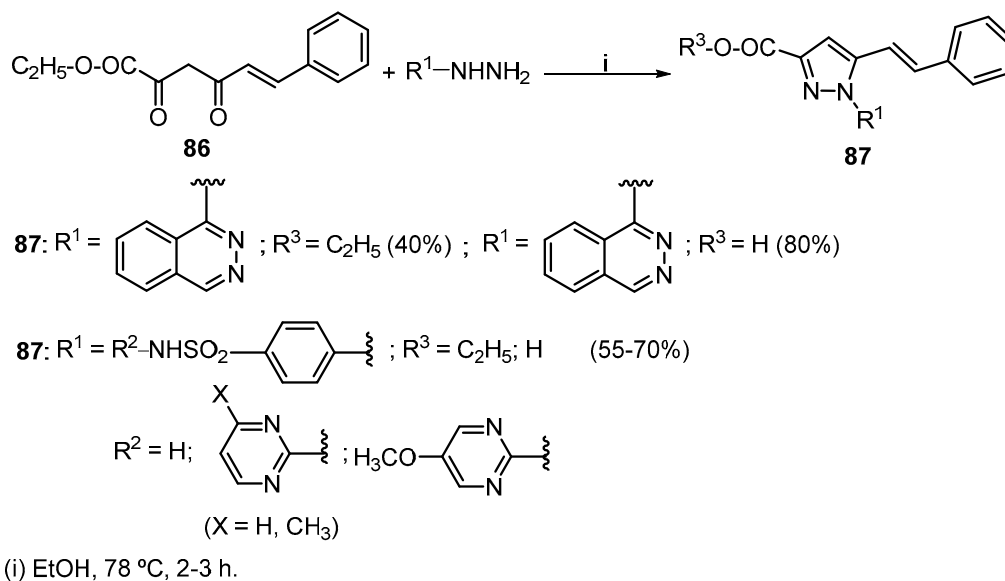


Scheme 26. Synthesis of the (*E*)-4-styryl-5-vinylpyrazole **85** [82].

3.4. Synthesis of 5(3)-Styrylpyrazoles

3.4.1. Cyclocondensation Reactions

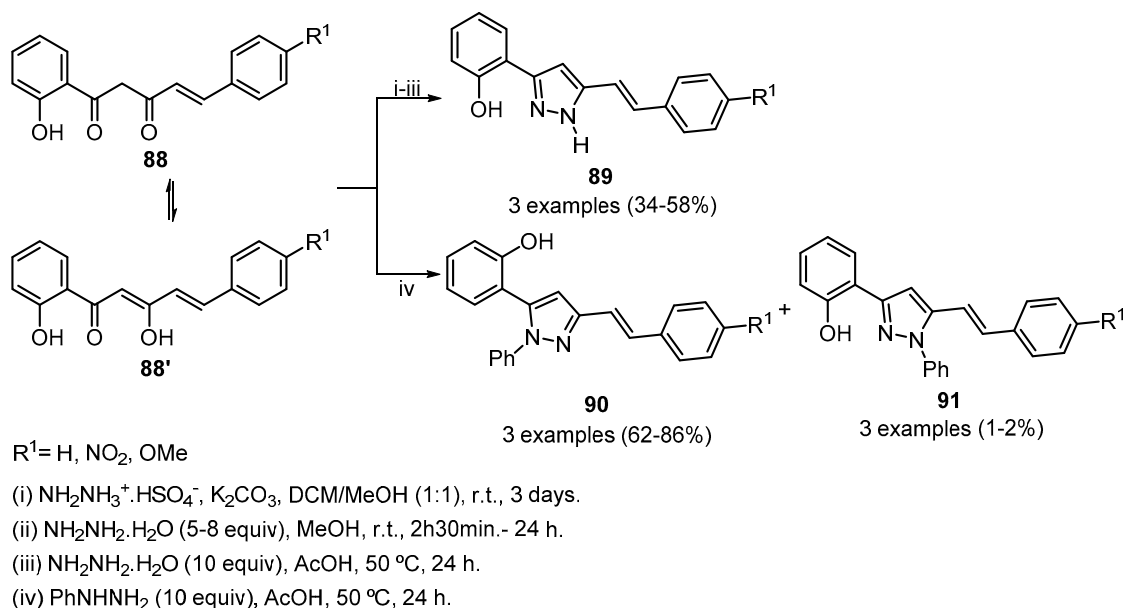
One of the first reports about the synthesis of styrylpyrazoles dates back to 1978 [83]. At that time, Soliman et al. described the reaction of diketoester **86** with aryl/hetaryl hydrazines in ethanol to prepare (*E*)-5-styrylpyrazoles **87** (Scheme 27).



Scheme 27. Cyclocondensation of diketoester **86** with aryl/hetaryl hydrazines to prepare (*E*)-5-styrylpyrazoles **87** [83].

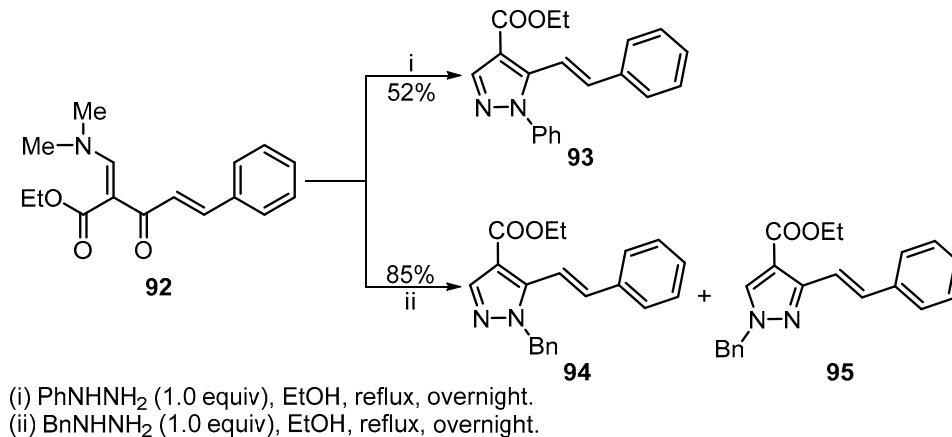
The first approach to the synthesis of (*E*)-3(5)-(2-hydroxyphenyl)-5(3)-styryl-1*H*-pyrazole (**89a**, $R^1 = H$) was the treatment of 1-(2-hydroxyphenyl)-5-phenylpent-4-ene-1,3-dione (**88a**, $R^1 = H$), which exists in equilibrium with the enolic form (**88a'**), with excess hydrazine (formed by treatment of hydrazinium sulfate with potassium carbonate), added gradually (dropwise) and using a 1:1 dichloromethane (DCM)/methanol mixture as solvent (Scheme 28, i) [84]. Using hydrazine hydrate in methanol at room temperature, compounds **88** were converted into pyrazoles **89** (Scheme 28, ii) [84]. Furthermore, (*E*)-3(5)-(2-hydroxyphenyl)-5(3)-styryl-1*H*-pyrazoles **89** ($R^1 = H, OMe, NO_2$; $R^2 = H$) were also obtained starting from **88** by reaction with hydrazine hydrate, in acetic acid (Scheme 28,

iii) [84]. Treatment of acetic acid solutions of diketones **88** with an excess of phenyl hydrazine afforded a mixture of two 5-styrylpyrazole isomers **90** and **91**, though pyrazoles **91** were obtained in a vestigial amount (Scheme 28, iv). In fact, the reaction of unsymmetrical diketones and monosubstituted hydrazines, such as phenyl hydrazine, although apparently simple, conceal a complex mechanistic problem. Diketones **88** have two tautomeric forms (**88** and **88'**) and phenyl hydrazine can react initially through NH or NH₂. When the reaction is carried out in methanol in neutral conditions, a nucleophilic attack of the primary amine (NH₂) to the more electrophilic position of the diketone (C-1) occurs and only pyrazoles **91** were obtained in low yields. Using acidic conditions (AcOH as solvent), the more basic amine (NH₂) was protonated and subsequently the nucleophilic attack at the more electrophilic position was through the NH affording pyrazoles **90** [84].



Scheme 28. Synthesis of (*E*)-3(5)-(2-hydroxyphenyl)-5(3)-styryl-1*H*-pyrazoles **89**, **90** and **91** [84].

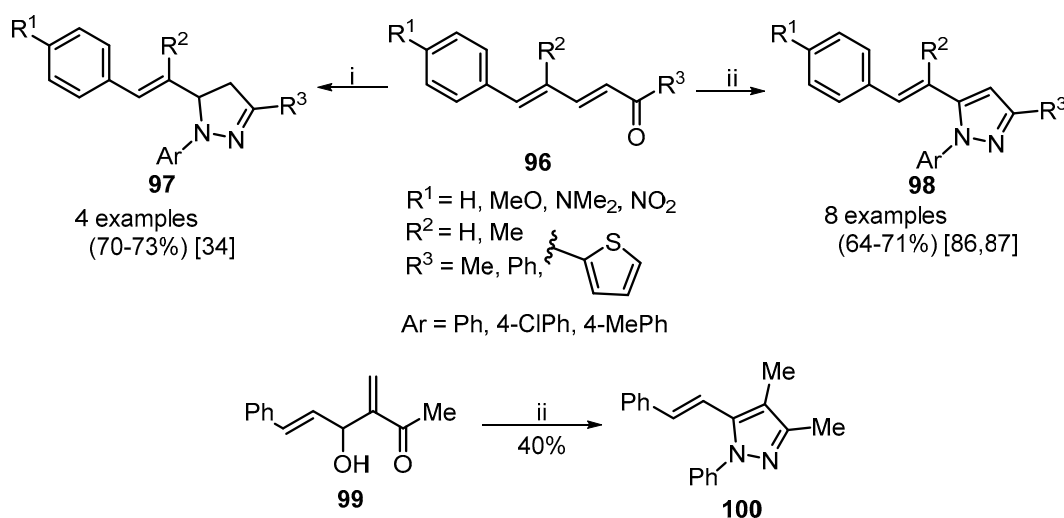
Deshayes et al. performed the reaction of enamine **92** with phenyl hydrazine in refluxing ethanol, overnight, to produce 4-ethoxycarbonyl-1-phenyl-5-styrylpyrazole **93**. In the same conditions, the reaction with benzyl hydrazine afforded a 3:1 mixture of two pyrazole isomers, the 1-benzyl-4-ethoxycarbonyl-5-styrylpyrazole **94** as the major product together with 1-benzyl-4-ethoxycarbonyl-3-styrylpyrazole **95** (Scheme 29) [85].



Scheme 29. Synthesis of 4-ethoxycarbonyl-5-/3-styrylpyrazoles **93**, **94** and **95** [85].

3.4.2. Reaction of α,β -Enones with Hydrazines

The reaction of conjugated dienones (or α,β -enones) **96** with phenyl hydrazine hydrochloride in a mixture of ethanol and chloroform, in the presence of a catalytic amount of concentrated HCl, afforded 1,3-diphenyl-5-styryl-4,5-dihydropyrazoles **97** (Ar = Ph) (Scheme 30, i) [34]. No expected dihydropyrazole was obtained in the reaction of 1,5-diphenylpenta-2,4-dien-1-one with phenyl hydrazine due to fast oxidation by atmospheric oxygen affording the corresponding pyrazole [34]. Furthermore, 1-aryl-5-styrylpyrazoles **98** were synthesized by the one-pot reaction of conjugated dienones **96** with aryl hydrazine hydrochlorides in 1,2-dichlorobenzene at 130 °C, under O₂ atmosphere (Scheme 30, ii) [86,87]. Similar conditions for the reaction of Baylis–Hillman adduct **99** with phenyl hydrazine afforded the styrylpyrazole **100** (Scheme 30) [87].

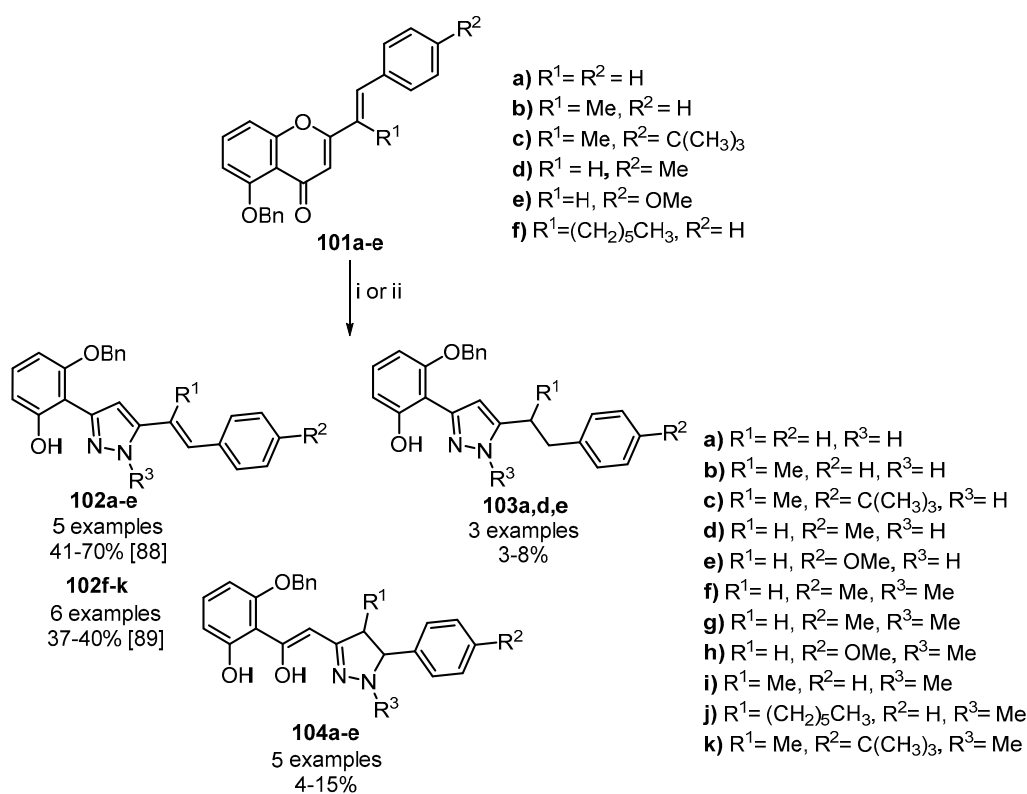


- (i) **96** (2.0 equiv), PhNHNH₂·HCl (1.0 equiv), CHCl₃/EtOH, HCl (cat.), r.t., 3 h.
 (ii) ArNHNH₂·HCl (1.2 equiv), 1,2-dichlorobenzene, 130 °C, O₂ atmosphere, 3–6 h.
 (iii) PhNHNH₂·HCl (1.2 equiv), 1,2-dichlorobenzene, 130 °C, O₂ atmosphere, 3 h.

Scheme 30. Conversion of α,β -enones **96** and adduct **99** into (*E*)-5-styrylpyrazolines **97** and (*E*)-5-styrylpyrazoles **98** and **100** by reaction with phenyl/aryl hydrazine hydrochlorides [34,86,87].

3.4.3. Reaction of 2-Styrylchromones with Hydrazines

The reaction of 5-benzyloxy-2-styrylchromones **101** with an excess of hydrazine hydrate in methanol at reflux yielded (*E*)-3-(2-benzyloxy-6-hydroxyphenyl)-5-styryl-1*H*-pyrazoles **102** (Scheme 31). Small amounts of 3-(2-benzyloxy-6-hydroxyphenyl)-5-(2-phenylethyl)pyrazoles **103a,d,e** and 5-aryl-3-(2-benzyloxy- β ,6-dihydroxystyryl)-2-pyrazolines **104a–e** were also formed, in addition to the pyrazoles **102a–e** [88]. Only one isomer was obtained from the reaction of 2-styrylchromones **101** with methylhydrazine. Due to the hydrogen bond between 6'-OH and *N*-2 in each product, there was the formation of only one tautomer, the 3-(2-benzyloxy-6-hydroxyphenyl)-5-styrylpyrazoles **102f–k** and not the corresponding 5-(2-benzyloxy-6-hydroxyphenyl)-3-styrylpyrazole [89].

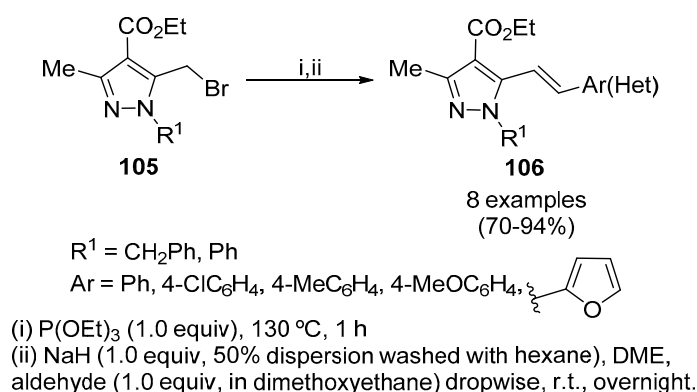


(i) NH_2NHR^3 (4.1 equiv for $R^3 = H$; 8.2 equiv for $R^3 = Me$), MeOH, reflux, 24 h.

Scheme 31. Synthesis of (*E*)-3-(2-benzyloxy-6-hydroxyphenyl)-5-styryl-1*H*-pyrazoles **102** and some derivatives of pyrazoles **103** and **104** isolated as by-products [88].

3.4.4. Wittig–Horner Reaction

Deshayes et al. reported the reaction of phosphonic esters, prepared from 1-substituted 5-bromomethylpyrazoles **105** and triethyl phosphite, with substituted benzaldehydes and furfural, in dimethoxyethane, as a method to prepare (*E*)-4-ethoxycarbonyl-3-methyl-5-styryl-1-substituted pyrazoles **106** (Scheme 32) [75,85].



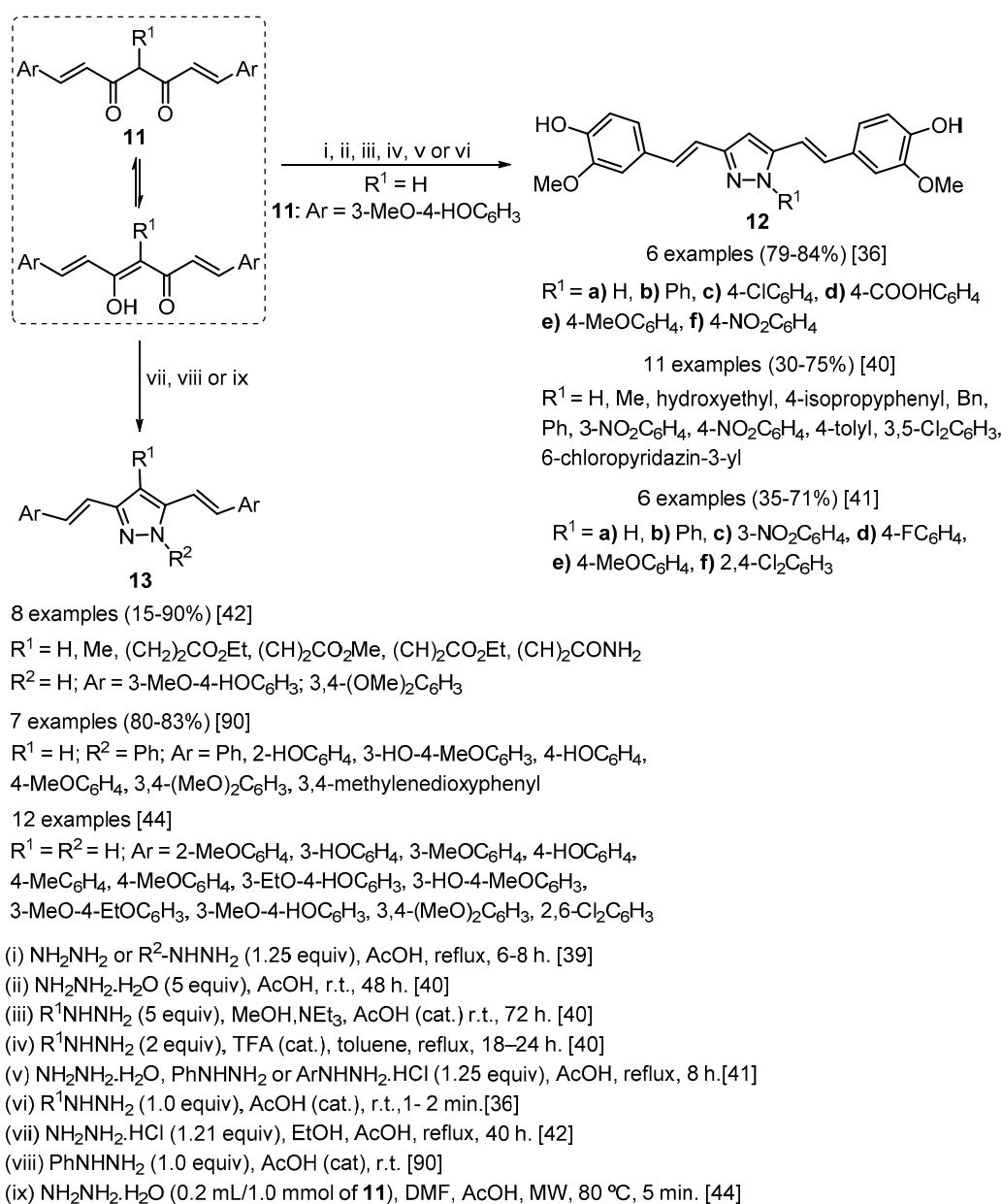
Scheme 32. Synthesis of (*E*)-4-ethoxycarbonyl-3-methyl-5-styryl-1-substituted pyrazoles **106** [75,85].

3.5. Synthesis of Bis(Styryl)Pyrazoles

Cyclocondensation Reaction

Typically, 3,5-bis(styryl)pyrazole curcumin analogue **12a** and *N*-aryl derivatives have been obtained by treatment of curcumin **11** with hydrazine hydrate or aryl hydrazines in ethanol [42]

or toluene [40] at reflux for a long reaction time of 24–40 h. Using glacial acetic acid at reflux, the reaction time can be reduced to 6–8 h [33,39,41]. Room temperature reactions have also been reported but required a longer reaction time [40]. In 2015, Sherin et al. reported a solvent-free, mechanochemical method for the synthesis of curcumin **11** derived 3,5-bis(styryl)pyrazoles **12a–f** [36] (Scheme 33). The heterocyclization of **11** with hydrazine or hydrazine derivatives was performed with vigorous grinding, using an agate mortar and pestle, at room temperature, in the presence of a catalytic amount of acetic acid. A very short reaction time was necessary, in comparison with the previously referred methods that use conventional heating [39–42]. The reaction scope seems to be broad since phenyl hydrazine, *p*-methoxy, *p*-chloro, *p*-nitro, and *p*-carboxyphenyl hydrazines gave bis(styryl)pyrazoles **12b–f** in good yields (79–84%). One year later, the same authors performed the mechanochemical synthesis of 1-phenyl-3,5-bis(styryl)pyrazoles **13a–f**, varying the substituents present in the aromatic ring of both styryl groups [90]. Recently, Liao et al. described a rapid synthesis of similar 3,5-bis(styryl)pyrazole curcumin analogues **13** by using microwave irradiation conditions [44].



Scheme 33. Synthesis of 3,5-bis(styryl)pyrazoles **12** and **13** [36,39–42,44,90].

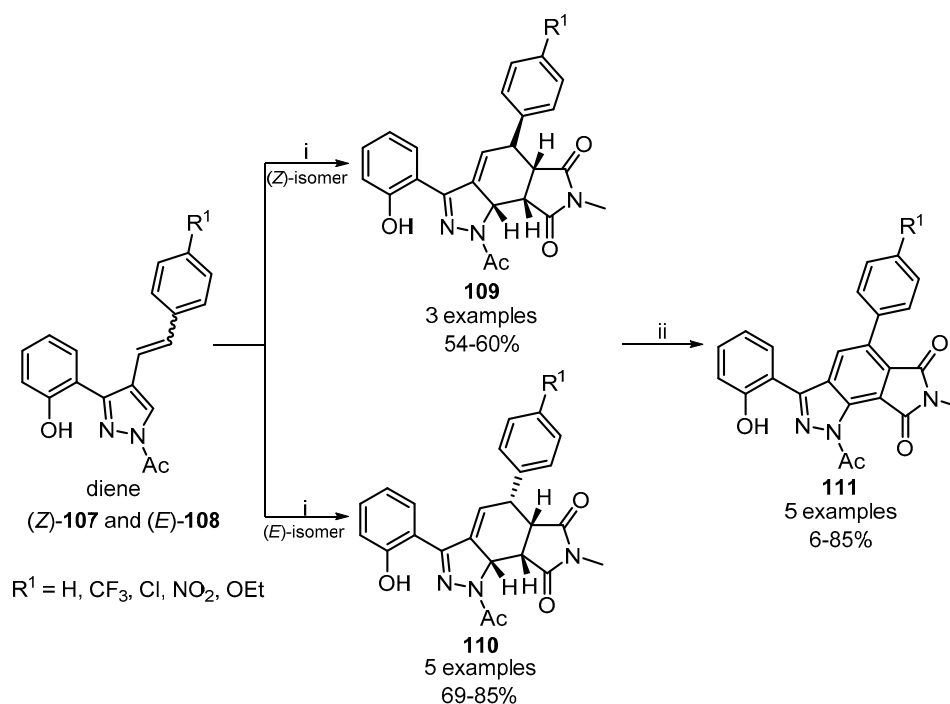
4. Transformations of Styrylpyrazoles

Styrylpyrazoles are interesting templates for synthetic manipulation towards new heterocycles. Nevertheless, to date, only a small number of transformations involving the 2-arylvinyl moiety of styrylpyrazoles have been reported in the literature. In this section, we describe the most common transformations of the 2-arylvinyl moiety of styrylpyrazoles.

4.1. Transformations of 4-Styrylpyrazoles

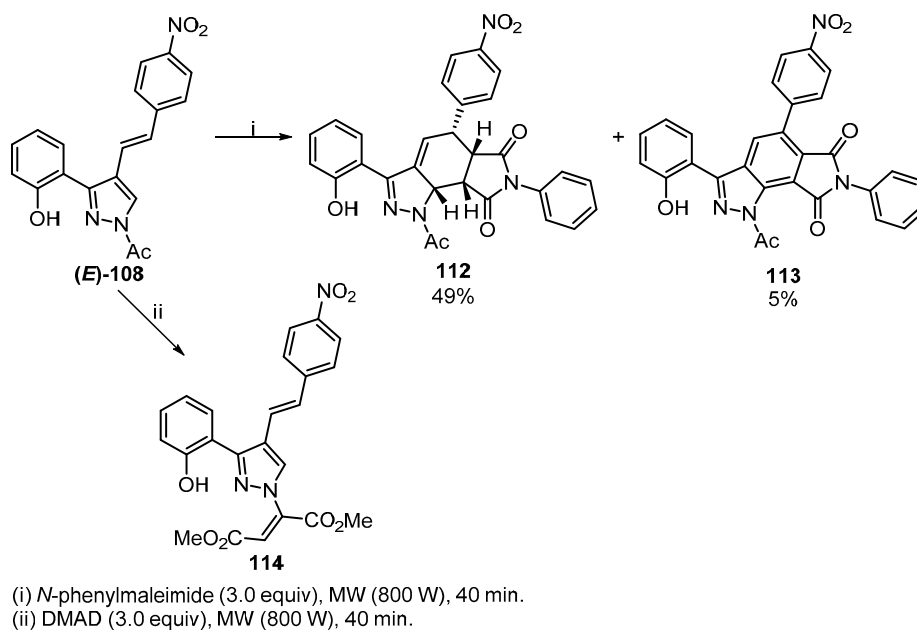
Diels–Alder Cycloadditions

4-Styrylpyrazoles (*Z*)-**107** and (*E*)-**108** can participate in Diels–Alder reactions, as dienophiles, involving the exocyclic ($C\alpha = C\beta$) double bond, or as dienes when this double bond is conjugated with the $C4 = C3(5)$ double bond of the pyrazole moiety. Silva et al. obtained the tetrahydroindazoles **109** and **110** in good yields and with high selectivities from the Diels–Alder reactions of (*Z*)- and (*E*)-1-acetyl-4-styrylpyrazoles **107** and **108**, which reacted as dienes, with both dienophiles, *N*-methyl- or *N*-phenylmaleimide, using microwave irradiation (800 W) [91,92]. The expected indazoles **111** were obtained by dehydrogenation of the corresponding adducts with DDQ under microwave irradiation or conventional heating conditions (Scheme 34) [91]. They have also studied the cycloadditions of (*E*)-1-acetyl-4-nitrostyrylpyrazole **108** ($R^1 = \text{NO}_2$) with *N*-phenylmaleimide and with dimethyl acetylenedicarboxylate (DMAD). In the reaction with *N*-phenylmaleimide, the cycloadduct **112** was obtained in 49% yield together with the indazole **113**, obtained as a by-product (5% yield). On the other hand, in the reaction with DMAD, a conjugate addition of the pyrazole nitrogen to DMAD occurred with formation of a trace amount of pyrazole **114** (Scheme 35) [91].



- (i) *N*-methylmaleimide (6.0 equiv), MW (800 W), 40 min.
 (ii) DDQ (3.0 equiv), dry 1,2,4-trichlorobenzene, MW (800W), 170 °C, 30 min.
 or DDQ (3.0 equiv), dry 1,2,4-trichlorobenzene, 170 °C, 3–8 h.

Scheme 34. Transformation of 4-styrylpyrazoles **107** and **108** into indazoles **111** [91,92].

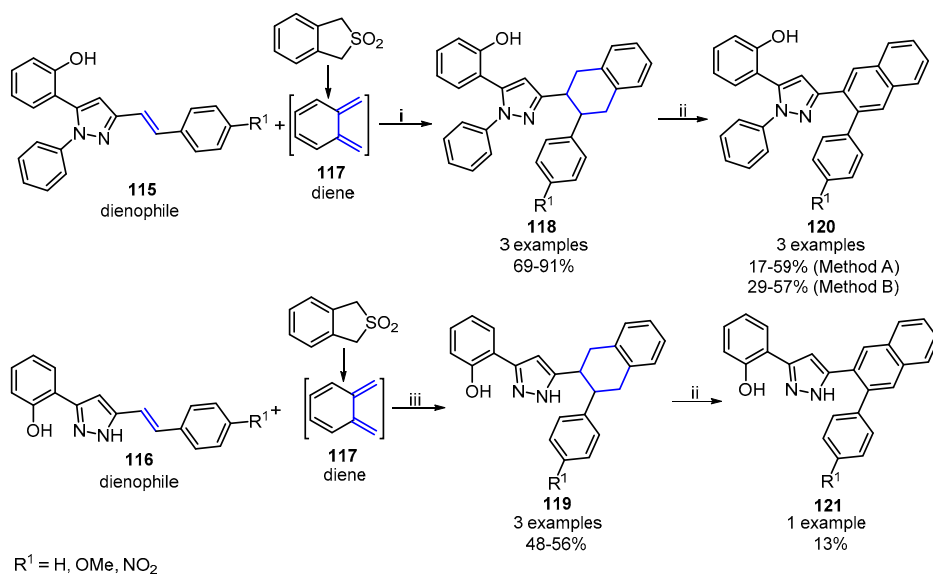


Scheme 35. Transformation of (*E*)-4-styrylpyrazole **108** into cycloadducts **112**, **113** and pyrazole **114** [92].

4.2. Transformations of 3(5)-Styrylpyrazoles

4.2.1. Diels–Alder Cycloadditions

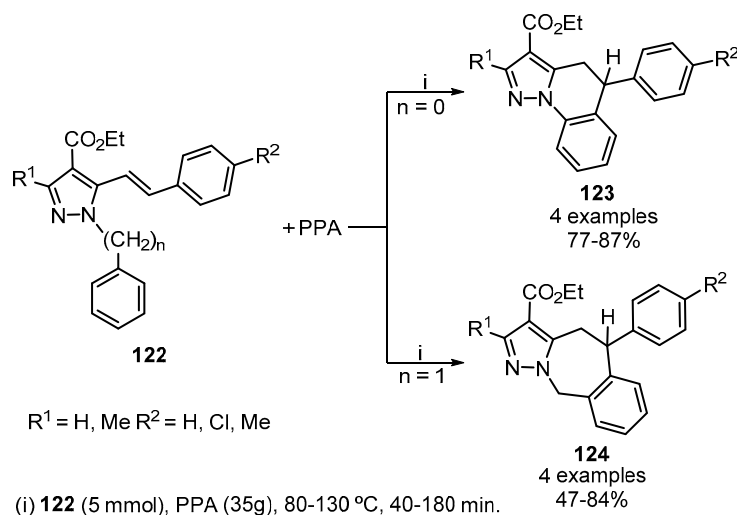
Starting from 3- and 5-styrylpyrazoles **115** and **116**, Silva et al. developed a synthetic route to prepare naphthylpyrazoles [84]. These styrylpyrazoles, which can behave as dienophiles, undergo a Diels–Alder cycloaddition with *o*-benzoquinodimethane (**117**), the diene, which was formed in situ by the thermal extrusion of sulfur dioxide from 1,3-dihydrobenzo[*c*]thiophene 2,2-dioxide. *N*-Substituted 3-styrylpyrazoles **115** reacted with diene **117** at 250 °C in 1,2,4-trichlorobenzene giving the corresponding 3-[2-(3-aryl-1,2,3,4-tetrahydronaphthyl)]-5-(2-hydroxyphenyl)-1-phenylpyrazoles (**118**) in good yields (69–91%) (Scheme 36, i). The presence of an electron-withdrawing substituent on the *p*-position of the phenyl ring increases the reactivity of the styryl double bond [84]. These authors also performed the Diels–Alder reaction of (*E*)-3(5)-(2-hydroxyphenyl)-5(3)-styrylpyrazoles (**116**) with diene (**117**), but in this case longer reaction times were necessary and the expected cycloadducts were obtained in lower yields (24–48%). The efficiency of this Diels–Alder reaction increased by using a LA, aluminum(III) chloride, which increased the reactivity of the styryl double bond, probably through the formation of an aluminum(III) complex involving the oxygen of the 2'-hydroxy group and the free nitrogen of the pyrazole moiety. Under these conditions, the cycloadduct **119** containing an electron-donating substituent at the *p*-position of styryl moiety was obtained in better yield. On the contrary, the cycloadduct **119** containing the *p*-nitro group as substituent was obtained in better yield without addition of aluminum(III) chloride (Scheme 36, iii) [84]. The formation of naphthylpyrazoles **120** and **121** occurred by dehydrogenation of the corresponding cycloadducts with DDQ (2–6 days). The naphthylpyrazole **120** bearing an electron-donating substituent ($R^1 = \text{OMe}$) at the *p*-position of the phenyl group linked to the hydroaromatic ring was obtained in a shorter time (2 days) and with better yield (59%) than the other derivatives ($R^1 = \text{H}$ (25%) and $R^1 = \text{NO}_2$ (17%)). The presence of the *p*-methoxy substituent stabilizes the carbocation formed through a hydride transfer from compound **118** to DDQ. To increase the yield of this oxidation, *p*-toluenesulfonic acid was added and the products were obtained in a shorter time (2–7 h) and with better yields, especially for the derivative containing the nitro group ($R^1 = \text{NO}_2$, 36%) (Scheme 36, ii). The oxidation of cycloadducts **119** was also tried, using both methods (Scheme 36, ii) but only decomposition products were obtained, save the case of 3-(2-hydroxyphenyl)-5-[2-[3-(4-methoxyphenyl)]naphthyl]pyrazole **121** ($R^1 = \text{OMe}$), which was obtained in low yield (13%, method B) [84].



Scheme 36. Transformation of styrylpyrazoles **115** and **116** into tetrahydronaphthylpyrazoles **118** and **119** and their oxidation to naphthylpyrazoles **120** and **121** [84].

4.2.2. Electrophilic Intramolecular Cyclization

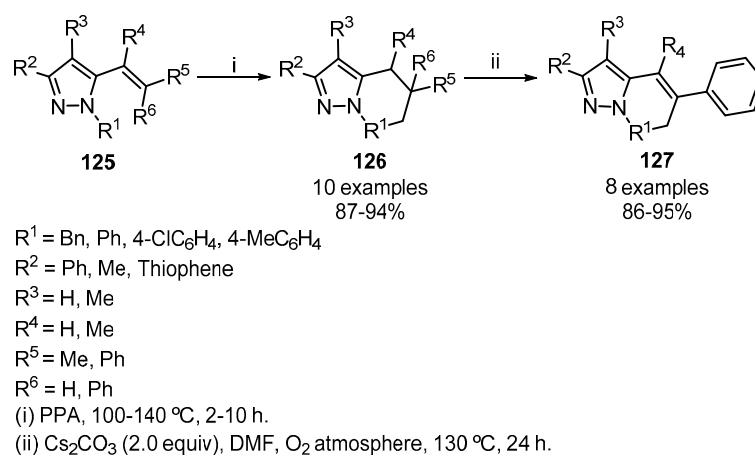
C. Deshayes et al. reported the electrophilic intramolecular cyclization of 1-benzyl- and 1-phenyl-5-styrylpyrazoles **122**, in the presence of polyphosphoric acid (PPA), which led to the formation of 5-aryl-3-ethoxycarbonyl-4,5-dihydropyrazolo-type compounds **123** and **124** (Scheme 37) [85]. Both the 5-aryl-3-ethoxycarbonyl-4,5-dihydropyrazolo[1,5-*a*]quinolines (**123**) and 5-aryl-3-ethoxycarbonyl-4,5-dihydro-10*H*-pyrazolo[1,5-*b*][2]benzazepines (**124**) were obtained with very good yields, save for **124** (R¹ = R² = H).



Scheme 37. Transformation of 1-benzyl- and 1-phenyl-5-styrylpyrazoles **122** into 5-aryl-3-ethoxycarbonyl-4,5-dihydropyrazolo-type compounds **123** and **124** [85].

In 2015, Moon et al. reported the acid-catalyzed intramolecular Friedel–Crafts (IMFC) reaction of several 1-aryl-5-styrylpyrazoles **125** in the presence of PPA to produce dihydropyrazolo[1,5-*a*]quinolines **126** (Scheme 38, i) [87]. It is worth mentioning that the corresponding five-membered ring product

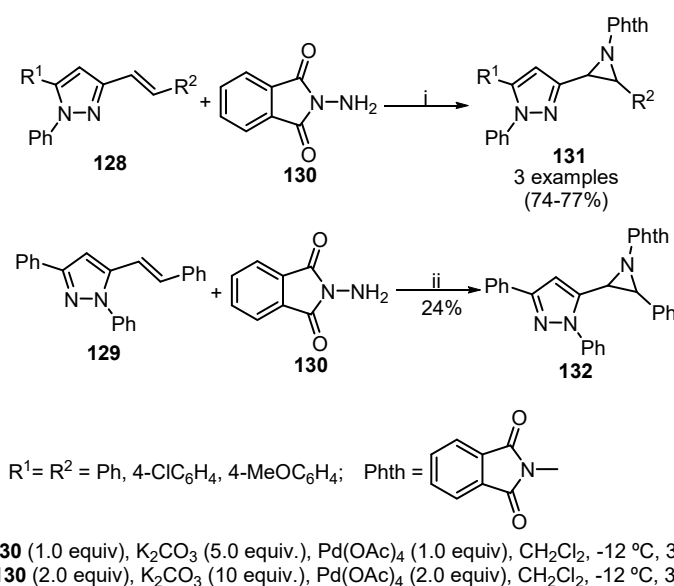
was not obtained. This fact can be explained by the higher stability of benzylic carbocation when compared to secondary carbocation formed during the reaction. Moreover, the obtained yields show that the efficiency of the reaction is not significantly affected by the nature of the substituents at the 1-, 3-, 4- and 5-positions of pyrazoles **125**. The IMFC reaction of 1-benzyl-5-styrylpyrazole **125** ($R^1 = \text{Bn}$) afforded a 2,9-diphenyl-3,3a-diazabenzof]azulene derivative [87]. The base-catalyzed aerobic oxidation of dihydropyrazolo[1,5-*a*]quinolines **126** afforded the corresponding pyrazolo[1,5-*a*]quinolines **127** (Scheme 38, ii). However, the reaction only occurred when $R^5 = \text{Ph}$ and $R^6 = \text{H}$ [87].



Scheme 38. Transformation of 1-aryl-5-styrylpyrazoles **125** into dihydropyrazolo[1,5-*a*]quinolines **126** and their oxidation to pyrazolo[1,5-*a*]quinolines **127** [87].

4.2.3. Oxidative Addition Reactions

In 2004, Ignatenko et al. converted several (*E*)-3- and 5-styrylpyrazoles **128** and **129** into phthalimidoaziridinylpyrazoles **131** and **132** by the oxidative addition of *N*-aminophthalimide (NAPhth) (**130**) to the exocyclic double bond in the presence of lead tetraacetate and potassium carbonate in dichloromethane (Scheme 39). The reaction with 1,5-diphenylpyrazoles **128** afforded the corresponding phthalimidoaziridinylpyrazoles **131** with better yield than with the 1,3-diphenylpyrazoles **129**. Analogous 4,5-dihydropyrazoles were inert in the oxidative addition of NAPhth [57].



Scheme 39. Transformation of (*E*)-3- and 5-styrylpyrazoles **128** and **129** into phthalimidoaziridinylpyrazoles **131** and **132** [57].

5. Conclusions

Styrylpyrazoles have shown remarkable biological activities, namely as anti-inflammatory, antimicrobial (antibacterial and antifungal) and antioxidant agents. Among these compounds, the 3,5-bis(styryl)pyrazoles, curcumin analogues, should be highlighted herein due to their significant antioxidant, neuroprotective, antimalarial, antimycobacterial, antiangiogenic, cytotoxic and antiproliferative activities. Additionally, styrylpyrazoles present interesting photophysical properties suitable for metal ion sensing, for the design of energy-transfer-based fluorescent probes and are also good DNA groove binders. Although structure–activity relationship studies have been reported for some styrylpyrazole derivatives, there is a gap in the literature regarding a detailed investigation of the specific properties due to the presence of the styryl group, or the different properties that may appear by exchanging the styryl group position. As far as we know, there are no comparative data between styrylpyrazoles and analogous non-styrylpyrazoles, which are very important in order to understand the role of the styryl moiety in the pyrazoles' properties.

The synthesis of 1-styrylpyrazoles has been achieved starting from pyrazoles through *N*-cross-coupling reactions with styrylboronic acid or alternatively by the addition of *N*-H to activated and non-activated alkynes. In turn, the cyclocondensation reaction of different substrates, with hydrazine derivatives, is the most common strategy for the synthesis of 3-, 4-, and 5- styrylpyrazoles. Regarding the substrates, penta-1,4-dien-3-ones, α -oxoketene dithioacetals, benzalacetones, acetylenic ketones, 1,3-diketones and diketoesters are good substrates for the synthesis of 3- and 5- styrylpyrazoles while α -alkenyl- α,β -enones and diketones (curcumin analogues) are good synthons for the synthesis of 4-styrylpyrazoles and bis(styryl)pyrazoles, respectively. Moreover, reactions of 2- and 3-styrylchromones with hydrazine derivatives are often used to prepare 3(5)-styrylpyrazoles and 4-styrylpyrazoles, respectively. More recently, the cross-coupling reactions of halopyrazoles with styrylboronic acids gained relevance as a method to access 4-styrylpyrazoles in a straightforward way.

Only a few examples of transformations of styrylpyrazoles involving the 2-arylviny moiety have been reported in the literature. These include Diels–Alder reactions, intramolecular cyclisation reactions and oxidative additions to the exocyclic double bond, and they allow the formation of more complex and very interesting heterocycles such as indazoles, naphthylpyrazoles, 4,5-dihydropyrazolo[1,5-*a*] quinolines, 4,5-dihydro-10*H*-pyrazolo[1,5-*b*][2]benzazepines, pyrazolo[1,5-*a*]quinolines, 2,9-diphenyl-3,3a-diazabenzofazulene and phthalimidoaziridinylpyrazoles. Therefore, further studies towards the investigation of novel transformations of styrylpyrazoles are of high interest.

Author Contributions: Conceptualization, A.M.S.S. and V.L.M.S.; writing—original draft preparation, P.M.O.G. and P.M.S.O.; writing—review and editing, A.M.S.S. and V.L.M.S.; supervision, A.M.S.S. and V.L.M.S. All authors have read and agreed to the published version of the manuscript.

Funding: The authors would like to thank the University of Aveiro and FCT/MEC for the financial support to the LAQV-REQUIMTE (UIDB/50006/2020) research project, financed by national funds and, when appropriate, co-financed by FEDER under the PT2020 Partnership Agreement of the Portuguese NMR network. Vera L. M. Silva thanks the assistant professor position (within CEE-CINST/2018; since 01/09/2019) and the integrated programme of SR&TD “pAGE—Protein Aggregation Across the Lifespan” (reference CENTRO-01-0145FEDER-000003), co-funded by the Centro 2020 program, Portugal 2020 and European Union through the European Regional Development Fund.

Conflicts of Interest: The authors declare no conflict of interest.

References

1. Abrigach, F.; Touzani, R. Pyrazole derivatives with NCN junction and their biological activity: A review. *Med. Chem.* **2016**, *6*, 292–298. [[CrossRef](#)]
2. Alam, M.J.; Alam, S.; Alam, P.; Naim, M.J. Green synthesis of pyrazole systems under solvent-free conditions. *Int. J. Pharma Sci. Res.* **2015**, *6*, 1433–1442. [[CrossRef](#)]
3. Abdel-Maksoud, M.S.; El-Gamal, M.I.; Gamal El-Din, M.M.; Oh, C.H. Design, synthesis, in vitro anticancer evaluation, kinase inhibitory effects, and pharmacokinetic profile of new 1,3,4-triarylpyrazole derivatives possessing terminal sulfonamide moiety. *J. Enz. Inhib. Med. Chem.* **2019**, *34*, 97–109. [[CrossRef](#)]

4. Amir, M.; Kumar, S. Synthesis and anti-inflammatory, analgesic, ulcerogenic and lipid peroxidation activities of 3,5-dimethyl pyrazoles, 3-methyl pyrazol-5-ones and 3,5-disubstituted pyrazolines. *Indian J. Chem.* **2005**, *37*, 2532–2537. [[CrossRef](#)]
5. Achutha, D.K.; Kameshwar, V.H.; Ningappa, M.B.; Kariyappa, A.K. Synthesis and in vitro biological evaluation for antioxidant, anti-inflammatory activities and molecular docking studies of novel pyrazole derivatives. *Biointerface Res. Appl. Chem.* **2017**, *7*, 2040–2047.
6. Prabhu, V.V.; Kannan, N.; Guruvayoorappan, C. 1,2-Diazole prevents cisplatin-induced nephrotoxicity in experimental rats. *Pharmacol. Rep.* **2013**, *65*, 980–990. [[CrossRef](#)]
7. Silva, V.L.M.; Elguero, J.; Silva, A.M.S. Current progress on antioxidants incorporating the pyrazole core. *Eur. J. Med. Chem.* **2018**, *156*, 394–429. [[CrossRef](#)] [[PubMed](#)]
8. Chowdary, B.N.; Umashankara, M.; Dinesh, B.; Girish, K.; Baba, A.R. Development of 5-(aryl)-3-phenyl-1H-pyrazole derivatives as potent antimicrobial compounds. *Asian J. Chem.* **2019**, *31*, 45–50. [[CrossRef](#)]
9. Tanitame, A.; Oyamada, Y.; Ofuji, K.; Fujimoto, M.; Iwai, N.; Hiyama, Y.; Suzuki, K.; Ito, H.; Terauchi, H.; Kawasaki, M.; et al. Synthesis and antibacterial activity of a novel series of potent DNA gyrase inhibitors. Pyrazole derivatives. *J. Med. Chem.* **2004**, *47*, 3693–3696. [[CrossRef](#)] [[PubMed](#)]
10. Secci, D.; Bolasco, A.; Chimenti, P.; Carradori, S. The state of the art of pyrazole derivatives as monoamine oxidase inhibitors and antidepressant/anticonvulsant agents. *Curr. Med. Chem.* **2011**, *18*, 5114–5144. [[CrossRef](#)] [[PubMed](#)]
11. Palaska, E.; Aytemir, M.; Uzbay, I.T.; Erol, D. Synthesis and antidepressant activities of some 3,5-diphenyl-2-pyrazolines. *Eur. J. Med. Chem.* **2001**, *36*, 539–543. [[CrossRef](#)]
12. Datar, P.A.; Jadhav, S.R. Development of pyrazole compounds as antidiabetic agent: A review. *Lett. Drug Des. Discov.* **2014**, *11*, 686–703. [[CrossRef](#)]
13. Silva, V.L.M.; Silva, A.M.S.; Pinto, D.C.G.A.; Jagerovic, N.; Callado, L.F.; Cavaleiro, J.A.S.; Elguero, J. Synthesis and pharmacological evaluation of chlorinated N-alkyl-3 and -5-(2-hydroxyphenyl)pyrazoles as CB₁ cannabinoid ligands. *Monatsh. Chem.* **2007**, *138*, 797–811. [[CrossRef](#)]
14. Silva, V.L.M.; Silva, A.M.S.; Pinto, D.C.G.A.; Rodríguez, P.; Gomez, M.; Jagerovic, N.; Callado, L.F.; Cavaleiro, J.A.S.; Elguero, J.; Fernandez-Ruiz, J. Synthesis and pharmacological evaluation of new (E)- and (Z)-3-aryl-4-styryl-1H-pyrazoles as potential cannabinoid ligands. *Arkivoc* **2010**, *2010*, 226–247. [[CrossRef](#)]
15. Gomes, P.M.O.; Silva, A.M.S.; Silva, V.L.M. Pyrazoles as key scaffolds for the development of fluorine-18-labeled radiotracers for positron emission tomography (PET). *Molecules* **2020**, *25*, 1722. [[CrossRef](#)]
16. Ansari, A.; Ali, A.; Asif, M. Biologically active pyrazole derivatives. *New J. Chem.* **2017**, *41*, 16–41. [[CrossRef](#)]
17. Küçükgül, S.G.; Senkardes, S. Recent advances in bioactive pyrazoles. *Eur. J. Med. Chem.* **2015**, *97*, 786–815. [[CrossRef](#)]
18. Santos, C.M.M.; Silva, V.L.M.; Silva, A.M.S. Synthesis of chromone-related pyrazole compounds. *Molecules* **2017**, *22*, 1665. [[CrossRef](#)]
19. Faria, J.V.; Vegi, P.F.; Migueta, A.G.C.; dos Santos, M.S.; Boechat, N.; Bernardino, A.M.R. Recently reported biological activities of pyrazole compounds. *Bioorg. Med. Chem.* **2017**, *25*, 5891–5903. [[CrossRef](#)]
20. Pérez-Fernández, R.; Goya, P.; Elguero, J. A review of recent progress (2002–2012) on the biological activities of pyrazoles. *Arkivoc* **2014**, *2014*, 233. [[CrossRef](#)]
21. Marella, A.; Ali, M.R.; Alam, M.T.; Saha, R.; Tanwar, O.; Akhter, M.; Shaquiquzaman, M.; Alam, M.M. Pyrazolines: A biological review. *Mini Rev. Med. Chem.* **2013**, *13*, 921–931. [[CrossRef](#)] [[PubMed](#)]
22. Giornal, F.; Pazenok, S.; Rodefeld, L.; Lui, N.; Vors, J.-P.; Leroux, F.R. Synthesis of diversely fluorinated pyrazoles as novel active agrochemical ingredients. *J. Fluorine Chem.* **2013**, *152*, 2–11. [[CrossRef](#)]
23. Garcia, H.; Iborra, S.; Miranda, M.A.; Morera, I.M.; Primo, J. Pyrazoles and isoxazoles derived from 2-hydroxyaryl phenylethynyl ketones: Synthesis and spectrophotometric evaluation of their potential applicability as sunscreens. *Heterocycles* **1991**, *32*, 1745–1748. [[CrossRef](#)]
24. Catalan, J.; Fabero, F.; Claramunt, R.M.; Santa Maria, M.D.; Foces-Foces, M.C.; Cano, F.H.; Martinez-Ripoll, M.; Elguero, J.; Sastre, R. New ultraviolet stabilizers: 3- and 5-(2'-hydroxyphenyl)pyrazoles. *J. Am. Chem. Soc.* **1992**, *114*, 5039–5048. [[CrossRef](#)]
25. Trofimenko, S. Coordination chemistry of pyrazole-derived ligands. *Chem. Rev.* **1972**, *72*, 497–509. [[CrossRef](#)]
26. Busev, A.I.; Akimov, V.K.; Gusev, S.I. Pyrazolone Derivatives as Analytical Reagents. *Russ. Chem. Rev.* **1965**, *34*, 237. [[CrossRef](#)]

27. Meier, H.; Hormaza, A. Oligo(1,4-phenylenepyrazole-3,5-diyl)s. *Eur. J. Org. Chem.* **2003**, 3372–3377. [[CrossRef](#)]
28. Willy, B.; Müller, T.J.J. Rapid one-pot, four-step synthesis of highly fluorescent 1,3,4,5-tetrasubstituted pyrazoles. *Org. Lett.* **2011**, *13*, 2082–2085. [[CrossRef](#)]
29. Dorlars, A.; Schellhammer, C.-W.; Schroeder, J. Heterocycles as Structural Units in New Optical Brighteners. *Angew. Chem. Int. Ed.* **1975**, *14*, 665–679. [[CrossRef](#)]
30. Perevalov, V.P.; Baryshnenkova, L.I.; Sheban, G.V.; Karim, A.K.K.; Kramarenko, S.S.; Koldaeva, T.Y.; Stepanov, B.I. Spectral peculiarities of isomeric *trans*-styrylpyrazoles. *Chem. Heterocycl. Compd.* **1990**, *26*, 887–890. [[CrossRef](#)]
31. Garg, V.; Kumar, P.; Verma, A.K. Chemo-, regio-, and stereoselective *N*-alkenylation of pyrazoles/benzpyrazoles using activated and unactivated alkynes. *J. Org. Chem.* **2017**, *82*, 10247–10262. [[CrossRef](#)] [[PubMed](#)]
32. Yamamoto, H.; Kaneko, S.-I. Synthesis of 1-phenyl-2-styryl-3,5-dioxopyrazolidines as anti-inflammatory agents. *J. Med. Chem.* **1970**, *13*, 292–295. [[CrossRef](#)] [[PubMed](#)]
33. Flynn, D.L.; Belliotti, T.R.; Boctor, A.M.; Connor, D.T.; Kostlan, C.R.; Nies, D.E.; Ortwine, D.F.; Schrier, D.J.; Sircar, J.C. Styrylpyrazoles, styrylisoxazoles and styrylisothiazoles. Novel 5-lipoxygenase and cyclooxygenase inhibitors. *J. Med. Chem.* **1991**, *34*, 518–525. [[CrossRef](#)] [[PubMed](#)]
34. Nauduri, D.; Reddy, G.B.S. Antibacterials and antimycotics: Part 1: Synthesis and activity of 2-pyrazoline derivatives. *Chem. Pharm. Bull.* **1998**, *46*, 1254–1260. [[CrossRef](#)] [[PubMed](#)]
35. Gressler, V.; Moura, S.; Flores, A.F.C.; Flores, D.C.; Colepicolo, P.; Pinto, E. Antioxidant and antimicrobial properties of 2-(4,5-dihydro-1*H*-pyrazol-1-yl)pyrimidine and 1-carboxamidino-1*H*-pyrazole derivatives. *J. Braz. Chem. Soc.* **2010**, *21*, 1477–1483. [[CrossRef](#)]
36. Sherin, D.R.; Rajasekharan, K.N. Mechanochemical synthesis and antioxidant activity of curcumin-templated azoles. *Arch. Pharm. Chem. Life Sci.* **2015**, *348*, 908–914. [[CrossRef](#)]
37. Sharma, S.; Ying, Z.; Pinilla, F.G. A pyrazole curcumin derivative restores membrane homeostasis disrupted after brain trauma. *Exp. Neurobiol.* **2010**, *226*, 191–199. [[CrossRef](#)]
38. Lapchak, P.A.; Boitano, P.D. Effect of the pleiotropic drug CNB-001 on tissue plasminogen activator (tPA) protease activity in vitro: Support for combination therapy to treat acute ischemic stroke. *J. Neurol. Neurophysiol.* **2014**, *5*, 214–219.
39. Das, J.; Pany, S.; Panchal, S.; Majhi, A.; Rahman, G.M. Binding of isoxazole and pyrazole derivatives of curcumin with the activator binding domain of novel protein kinase C. *Bioorg. Med. Chem.* **2011**, *19*, 6196–6202. [[CrossRef](#)]
40. Narlawar, R.; Pickhardt, M.; Leuchtenberger, S.; Baumann, K.; Krause, S.; Dyrks, T.; Weggen, S.; Mandelkow, E.; Schmidt, B. Curcumin-derived pyrazoles and isoxazoles: Swiss army knives or blunt tools for Alzheimer's disease? *ChemMedChem* **2008**, *3*, 165–172. [[CrossRef](#)]
41. Mishra, S.; Karmodiya, K.; Surolia, N.; Surolia, A. Synthesis and exploration of novel curcumin analogues as anti-malarial agents. *Bioorg. Med. Chem.* **2008**, *16*, 2894–2902. [[CrossRef](#)] [[PubMed](#)]
42. Amolins, M.W.; Peterson, L.B.; Blagg, B.S.J. Synthesis and evaluation of electron-rich curcumin analogues. *Bioorg. Med. Chem.* **2009**, *17*, 360–367. [[CrossRef](#)] [[PubMed](#)]
43. Fuchs, J.R.; Pandit, B.; Bhasin, D.; Etter, J.P.; Regan, N.; Abdelhamid, D.; Li, C.; Lin, J.; Li, P.-K. Structure–activity relationship studies of curcumin analogues. *Bioorg. Med. Chem. Lett.* **2009**, *19*, 2065–2069. [[CrossRef](#)] [[PubMed](#)]
44. Liao, V.W.Y.; Kumari, A.; Narlawar, R.; Vignarajan, S.; Hibbs, D.E.; Panda, D.; Groundwater, P.W. Tubulin-binding 3,5-bis(styryl)pyrazoles as lead compounds for the treatment of castration-resistant prostate cancer. *Mol. Pharmacol.* **2020**, *97*, 409–422. [[CrossRef](#)] [[PubMed](#)]
45. Orrego-Hernández, J.; Cobo, J.; Portilla, J. Synthesis, photophysical properties, and metal-ion recognition studies of fluoroionophores based on 1-(2-pyridyl)-4-styrylpyrazoles. *ACS Omega* **2019**, *4*, 16689–16700. [[CrossRef](#)]
46. Kumar, V.; Kaur, K.; Gupta, G.K.; Sharma, A.K. Pyrazole containing natural products: Synthetic preview and biological significance. *Eur. J. Med. Chem.* **2013**, *69*, 735–753. [[CrossRef](#)]
47. Santos, N.E.; Carreira, A.R.F.; Silva, V.L.M.; Braga, S.S. Natural and biomimetic antitumor pyrazoles, A perspective. *Molecules* **2020**, *25*, 1364. [[CrossRef](#)]

48. Boudiara, T.; Hichema, L.; Khalfallaha, A.; Kabouchea, A.; Kabouchea, Z.; Brouardb, I.; Jaime, B.; Bruneauc, C. A new alkaloid and flavonoids from the aerial parts of *Euphorbia guyoniana*. *Nat. Prod. Commun.* **2010**, *5*, 35–37. [[CrossRef](#)]
49. Kundu, P.; Chattopadhyay, N. Interaction of a bioactive pyrazole derivative with calf thymus DNA: Deciphering the mode of binding by multi-spectroscopic and molecular docking investigations. *J. Photochem. Photobiol. B Biol.* **2017**, *173*, 485–492. [[CrossRef](#)]
50. Kundu, P.; Chattopadhyay, N. Unraveling the binding interaction of a bioactive pyrazole-based probe with serum proteins: Relative concentration dependent 1:1 and 2:1 probe-protein stoichiometries. *Biophys. Chem.* **2018**, *240*, 70–81. [[CrossRef](#)]
51. Cody, J.; Mandal, S.; Yang, L.; Fahrni, C.J. Differential tuning of the electron transfer parameters in 1,3,5-triarylpyrazolines: A rational design approach for optimizing the contrast ratio of fluorescent probes. *J. Am. Chem. Soc.* **2008**, *130*, 13023–13032. [[CrossRef](#)] [[PubMed](#)]
52. Kundu, P.; Banerjee, D.; Maiti, G.; Chattopadhyay, N. Dehydrogenation induced inhibition of intramolecular charge transfer in substituted pyrazoline analogues. *Phys. Chem. Chem. Phys.* **2017**, *19*, 11937–11946. [[CrossRef](#)] [[PubMed](#)]
53. Kantam, M.L.; Venkanna, G.T.; Kumar, K.B.S.; Subrahmanyam, V.B. An efficient *N*-arylation of heterocycles with aryl-, heteroaryl-, and vinylboronic acids catalyzed by copper fluorapatite. *Helv. Chim. Acta* **2010**, *93*, 974–979. [[CrossRef](#)]
54. Bourgeois, P.; Lucrece, J.; Dunoguès, J. Addition d'hétérocycles azotés aux alcynes arylés; Synthèse de *N*-styrylazoles. *J. Heterocycl. Chem.* **1978**, *15*, 1543–1545. [[CrossRef](#)]
55. Tsuchimoto, T.; Aoki, K.; Wagatsuma, T.; Suzuki, Y. Lewis Acid Catalyzed Addition of Pyrazoles to Alkynes: Selective Synthesis of Double and Single Addition Products. *Eur. J. Org. Chem.* **2008**, *2008*, 4035–4040. [[CrossRef](#)]
56. Das, U.K.; Mandal, S.; Anoop, A.; Bhattacharjee, M. Structure–selectivity relationship in ruthenium-catalyzed regio- and stereoselective addition of alkynes to pyrazoles: An experimental and theoretical investigation. *J. Org. Chem.* **2014**, *79*, 9979–9991. [[CrossRef](#)]
57. Ignatenko, O.A.; Blandov, A.N.; Kuznetsov, M.A. Oxidative addition of *N*-Aminophthalimide to alkenyl-4,5-dihydropyrazoles and alkenylpyrazoles. Synthesis of aziridiny pyrazoles. *Russ. J. Org. Chem.* **2005**, *41*, 1793–1801. [[CrossRef](#)]
58. Pathak, V.N.; Joshi, R.; Sharma, J.; Gupta, N.; Rao, V.M. Mild and ecofriendly tandem synthesis, and spectral and antimicrobial studies of *N*₁-acetyl-5-aryl-3-(substituted styryl)pyrazolines. *Phosphorus Sulfur Silicon* **2009**, *184*, 1854–1865. [[CrossRef](#)]
59. Lakshmi, K.N.V.C.; Venkatesh, M.; Hareesh, J.; Raju, B.S.; Anupama, B. Synthesis, in silico and in vitro evaluation of some novel 5-[2-phenyl vinyl]-pyrazole and pyrazoline derivatives. *Pharma Chem.* **2016**, *8*, 122–128.
60. Daneshfar, Z.; Rostami, A. Cellulose sulfonic acid as a green, efficient, and reusable catalyst for Nazarov cyclization of unactivated dienones and pyrazoline synthesis. *RSC Adv.* **2015**, *5*, 104695–104707. [[CrossRef](#)]
61. Jenkins, R.N.; Hinnant, G.M.; Bean, A.C.; Stephens, C.E. Aerobic aromatization of 1,3,5-triarylpyrazolines in open air and without catalyst. *Arkivoc* **2015**, *7*, 347–353. [[CrossRef](#)]
62. Huang, Y.R.; Katzenellenbogen, J.A. Regioselective synthesis of 1,3,5-triaryl-4-alkylpyrazoles: Novel ligands for the estrogen receptor. *Org. Lett.* **2000**, *2*, 2833–2836. [[CrossRef](#)] [[PubMed](#)]
63. Huisgen, R.; Seidel, M.; Wallbillich, G.; Knupfer, H. Diphenyl-nitrilimin und seine 1,3-dipolaren additionen an alkene und alkine. *Tetrahedron* **1962**, *17*, 3–29. [[CrossRef](#)]
64. Walker, D.; Hiebert, J.D. 2,3-Dichloro-5,6-dicyanobenzoquinone and its reactions. *Chem. Rev.* **1967**, *67*, 153–195. [[CrossRef](#)]
65. Ananthnag, G.S.; Adhikari, A.; Balakrishna, M.S. Iron-catalyzed aerobic oxidative aromatization of 1,3,5-trisubstituted pyrazolines. *Catal. Commun.* **2014**, *43*, 240–243. [[CrossRef](#)]
66. Flores, D.C.; Fiss, G.F.; Wbatuba, L.S.; Martins, M.A.P.; Burrow, R.A.; Flores, A.F.C. Synthesis of new 2-(5-aryl-3-styryl-4,5-dihydro-1*H*-pyrazol-1-yl)-4-(trifluoromethyl)pyrimidines. *Synthesis* **2006**, *14*, 2349–2356. [[CrossRef](#)]
67. Flores, A.F.C.; Flores, D.C.; Vicentia, J.R.M.; Campos, P.T. 2-[5-(2-Methylphenyl)-3-(2-methylstyryl)-4,5-dihydro-1*H*-pyrazol-1-yl]-6-(thiophen-2-yl)-4-(trifluoromethyl)-pyrimidine chloroform monosolvate. *Acta Cryst.* **2014**, *70*, 789–790. [[CrossRef](#)]

68. Purkayastha, M.L.; Patro, B.; Ila, H.; Junjappa, H. Regioselective synthesis of 3 (or 5)-styryl-(4-aryl-1,3-butadienyl)-(6-aryl-1,3,5-hexatrienyl)-5 (or 3)-(methylthio)isoxazoles and pyrazoles via α -oxoketene dithioacetals. *J. Heterocycl. Chem.* **1991**, *28*, 1341–1349. [[CrossRef](#)]
69. Pastine, S.J.; Kelly, W., Jr.; Bear, J.J.; Templeton III, J.N.; Beam, C.F. The preparation of 3-(2-phenylethenyl)-1H-pyrazoles from dilithiated (3E)-4-phenyl-3-buten-2-one hydrazones. *Synth. Commun.* **2001**, *31*, 539–548. [[CrossRef](#)]
70. Kuz'menok, N.M.; Koval'chuk, T.A.; Zvonok, A.M. Synthesis of 5-hydroxy- and 5-amino-1-tosyl-5-phenyl-3-(2-arylvinyl)-4,5-dihydropyrazoles. *Synlett* **2005**, *2005*, 485–486. [[CrossRef](#)]
71. Miller, R.D.; Reiser, O. The synthesis of electron donor-acceptor substituted pyrazoles. *J. Heterocycl. Chem.* **1993**, *30*, 755. [[CrossRef](#)]
72. Venkateswarlu, V.; Kour, J.; Kumar, K.A.A.; Verma, P.K.; Reddy, G.L.; Hussain, Y.; Tabassum, A.; Balgotra, S.; Gupta, S.; Hudwekar, A.D.; et al. Direct N-heterocyclization of hydrazines to access styrylated pyrazoles: Synthesis of 1,3,5-trisubstituted pyrazoles and dihydropyrazoles. *RSC Adv.* **2018**, *8*, 26523–26527. [[CrossRef](#)]
73. Hu, J.; Chen, S.; Sun, Y.; Yang, J.; Rao, Y. Synthesis of tri- and tetrasubstituted pyrazoles via Ru(II) catalysis: Intramolecular aerobic oxidative C–N coupling. *Org. Lett.* **2012**, *14*, 5030–5033. [[CrossRef](#)] [[PubMed](#)]
74. Li, X.; He, L.; Chen, H.; Wu, W.; Jiang, H. Copper-catalyzed aerobic C(sp²)-H functionalization for C–N bond formation: Synthesis of pyrazoles and indazoles. *J. Org. Chem.* **2013**, *78*, 3636–3646. [[CrossRef](#)]
75. Deshayes, C.; Chabannet, M.; Gelin, S. Synthesis of some 1-substituted-3-or-5-styrylpyrazoles. *J. Heterocycl. Chem.* **1981**, *18*, 1057–1059. [[CrossRef](#)]
76. Jedinák, L.; Zátoková, R.; Zemánková, H.; Šustková, A.; Cankař, P. The Suzuki–Miyaura cross-coupling reaction of halogenated aminopyrazoles: Method development, scope, and mechanism of dehalogenation side reaction. *J. Org. Chem.* **2017**, *82*, 157–169. [[CrossRef](#)]
77. Tomanová, M.; Jedinák, L.; Košar, J.; Kvapil, L.; Hradil, P.; Cankař, P. Synthesis of 4-substituted pyrazole-3,5-diamines via Suzuki–Miyaura coupling and iron-catalyzed reduction. *Org. Biomol. Chem.* **2017**, *15*, 10200–10211. [[CrossRef](#)]
78. Kim, S.H.; Lim, J.W.; Yu, J.; Kim, J.N. Regioselective synthesis of 1,3,4,5-tetrasubstituted pyrazoles from α -alkenyl- α,β -enones derived from Morita–Baylis–Hillman adducts. *Bull. Korean Chem. Soc.* **2013**, *34*, 2915–2920. [[CrossRef](#)]
79. Pinto, D.C.G.A.; Silva, A.M.S.; Lévai, A.; Cavaleiro, J.A.S.; Patonay, T.; Elguero, J. Synthesis of 3-benzoyl-4-styryl-2-pyrazolines and their oxidation to the corresponding pyrazoles. *Eur. J. Org. Chem.* **2000**, *2000*, 2593–2599. [[CrossRef](#)]
80. Silva, V.L.M.; Silva, A.M.S.; Pinto, D.C.G.A.; Cavaleiro, J.A.S.; Elguero, J. Synthesis of (E)- and (Z)-3(5)-(2-hydroxyphenyl)-4-styrylpyrazoles. *Monatsh. Chem.* **2009**, *140*, 87–95. [[CrossRef](#)]
81. Silva, V.L.M.; Silva, A.M.S.; Pinto, D.C.G.A.; Cavaleiro, J.A.S.; Elguero, J. Novel (E)- and (Z)-3(5)-(2-hydroxyphenyl)-4-styrylpyrazoles from (E)- and (Z)-3-styrylchromones: The unexpected case of (E)-3(5)-(2-hydroxyphenyl)-4-(4-nitrostyryl)pyrazoles. *Tetrahedron Lett.* **2007**, *48*, 3859–3862. [[CrossRef](#)]
82. Ahamad, S.; Gupta, A.K.; Kantc, R.; Mohanan, K. Domino reaction involving the Bestmann–Ohira reagent and α,β -unsaturated aldehydes: Efficient synthesis of functionalized pyrazoles. *Org. Biomol. Chem.* **2015**, *13*, 1492–1499. [[CrossRef](#)] [[PubMed](#)]
83. Soliman, R.; Mokhtar, H.; El Ashry, E.S.H. The scope of the reactions with hydrazines and hydrazones. Part 4. Trisubstituted pyrazoles of possible hypoglycemic and antibacterial activity. *Pharmazie* **1978**, *33*, 184–185. [[CrossRef](#)] [[PubMed](#)]
84. Silva, V.L.M.; Silva, A.M.S.; Pinto, D.C.G.A.; Cavaleiro, J.A.S.; Elguero, J. 3(5)-(2-Hydroxyphenyl)-5(3)-styrylpyrazoles: Synthesis and Diels–Alder transformations. *Eur. J. Org. Chem.* **2004**, *2004*, 4348–4356. [[CrossRef](#)]
85. Deshayes, C.; Chabannet, M.; Gelin, S. Synthesis of some 5-aryl-4,5-dihydropyrazolo[1,5-a]quinolines and 5-aryl-4,5-dihydro-10H-pyrazolo[1,5-b][2]benzazepines from 1-phenyl- or 1-benzyl-5-styrylpyrazoles. *Synthesis* **1982**, *12*, 1088–1089. [[CrossRef](#)]
86. Yu, J.; Kim, K.H.; Moon, H.R.; Kim, J.N. Facile one-pot synthesis of 1,3,5-trisubstituted pyrazoles from α,β -enones. *Bull. Korean Chem. Soc.* **2014**, *35*, 1692–1696. [[CrossRef](#)]
87. Moon, H.R.; Yu, J.; Kim, K.H.; Kim, J.N. Synthesis of pyrazolo[1,5-a]quinolines from 1-aryl-5-styrylpyrazoles via intramolecular Friedel–Crafts reaction/aerobic oxidation. *Bull. Korean Chem. Soc.* **2015**, *36*, 1189–1195. [[CrossRef](#)]

88. Pinto, D.C.G.A.; Silva, A.M.S.; Cavaleiro, J.A.S.; Foces-Foces, C.; Llmás-Saiz, A.L.; Jagerovic, N.; Elguero, J. Synthesis and molecular structure of 3-(2-benzyloxy-6-hydroxyphenyl)-5-styrylpyrazoles. Reaction of 2-styrylchromones with hydrazine hydrate. *Tetrahedron* **1999**, *55*, 10187–10200. [[CrossRef](#)]
89. Pinto, D.C.G.A.; Silva, A.M.S.; Cavaleiro, J.A.S. Novel (*E*)-3-(2'-benzyloxy-6'-hydroxyphenyl)-5-styrylpyrazoles from (*E*)-2-styrylchromones. *J. Heterocycl. Chem.* **1997**, *3*, 433–436. [[CrossRef](#)]
90. Sherin, D.R.; Rajasekharan, K.N. Studies on the antioxidant activities of mechanochemically synthesized 1-aryl-3,5-bis(styryl)pyrazoles as curcuminoids derived CNB 001 analogs. *Indian J. Heterocycl. Chem.* **2016**, *26*, 81–86.
91. Silva, V.L.M.; Silva, A.M.S.; Pinto, D.C.G.A.; Cavaleiro, J.A.S. Efficient microwave-assisted synthesis of tetrahydroindazoles and their oxidation to indazoles. *Synlett* **2006**, *9*, 1369–1373. [[CrossRef](#)]
92. Silva, V.L.M.; Silva, A.M.S.; Pinto, D.C.G.A.; Elguero, J.; Cavaleiro, J.A.S. Synthesis of new 1*H*-indazoles through Diels-Alder transformations of 4-styrylpyrazoles under microwave irradiation conditions. *Eur. J. Org. Chem.* **2009**, 4468–4479. [[CrossRef](#)]

Publisher's Note: MDPI stays neutral with regard to jurisdictional claims in published maps and institutional affiliations.



© 2020 by the authors. Licensee MDPI, Basel, Switzerland. This article is an open access article distributed under the terms and conditions of the Creative Commons Attribution (CC BY) license (<http://creativecommons.org/licenses/by/4.0/>).