


# Cognitive-behavioural therapy combined with music therapy for chronic fatigue following Epstein-Barr virus infection in adolescents: a randomised controlled trial

Sadaf Malik,<sup>1</sup> Tarjei Tørre Asprusten,<sup>2,3</sup> Maria Pedersen,<sup>4</sup> Julie Mangersnes,<sup>1</sup> Gro Trondalen,<sup>5</sup> Betty van Roy,<sup>1</sup> Eva Skovlund,<sup>6</sup> Vegard Bruun Wyller <sup>1,2</sup>

**To cite:** Malik S, Asprusten TT, Pedersen M, *et al.* Cognitive-behavioural therapy combined with music therapy for chronic fatigue following Epstein-Barr virus infection in adolescents: a randomised controlled trial. *BMJ Paediatrics Open* 2020;**4**:e000797. doi:10.1136/bmjpo-2020-000797

► Additional material is published online only. To view please visit the journal online (<http://dx.doi.org/10.1136/bmjpo-2020-000797>).

Received 14 July 2020  
Revised 8 September 2020  
Accepted 15 September 2020



© Author(s) (or their employer(s)) 2020. Re-use permitted under CC BY-NC. No commercial re-use. See rights and permissions. Published by BMJ.

For numbered affiliations see end of article.

**Correspondence to** Professor Vegard Bruun Wyller; [v.b.b.wyller@medisin.uio.no](mailto:v.b.b.wyller@medisin.uio.no)

## ABSTRACT

**Background** Cognitive-behavioural therapy (CBT) is effective in chronic fatigue (CF) syndrome. However, CBT has not been investigated in postinfectious CF, nor is it known whether addition of therapeutic elements from other disciplines might be useful. We explored combined CBT and music therapy intervention for CF following Epstein-Barr virus (EBV) infection in adolescents.

**Methods** Adolescents (12–20 years old) participating in a postinfectious cohort study who developed CF 6 months after an acute EBV infection were eligible for the present study. A combined CBT and music therapy programme (10 therapy sessions and related homework) was compared with care as usual in a randomised controlled design. Therapists and participants were blinded to outcome evaluation. Endpoints included physical activity (steps/day), symptom scores, recovery rate and possible harmful effects, but the study was underpowered regarding efficacy. Total follow-up time was 15 months. Power analyses suggested that 120 participants would be needed in order to detect a moderate effect size.

**Results** A total of 91 individuals with postinfectious CF were eligible, and a total of 43 were included (21 intervention group, 22 control group). Concern regarding school absence due to therapy sessions was the main reason for declining participation. Seven individuals left the study during the first 3 months, leaving 15 in the intervention group and 21 in the control group at 3 months follow-up. No harmful effects were recorded, and compliance with appointment was high. In intention-to-treat analyses, the primary endpoint (number of steps/day) did not differ significantly between the intervention group and the control group (difference (95% CI) =−1298 (−4874 to 2278)). Secondary outcome measures were also not significantly different among the two groups.

**Conclusion** An intervention study of combined CBT and music therapy in postinfectious CF is feasible. A fully powered trial is needed to evaluate efficacy; participants' concern regarding school absence should be properly addressed to secure recruitment.

**Trial registration number** ClinicalTrials ID: NCT02499302, registered July 2015.

## What is known about this subject?

- Cognitive-behavioural therapy (CBT) is effective and not harmful in chronic fatigue syndrome (CFS).
- CBT has not been investigated in postinfectious chronic fatigue (CF).
- Combined CBT and music therapy has neither been investigated in CFS nor in postinfectious CF.

## What this study adds?

- Combined CBT and music therapy is feasible and acceptable in adolescent postinfectious CF.
- This study provides important baseline data for a larger trial.
- Adolescents' concerns regarding school absence might severely affect trial recruitment.

## INTRODUCTION

Chronic fatigue (CF), defined as substantial fatigue lasting for more than 6 months, is a common problem after certain infections, such as Epstein-Barr virus (EBV) infection.<sup>1 2</sup> If accompanied by other symptoms, such as exertion intolerance, chronic pain and cognitive impairments, the patient might fulfil one of the diagnostic criteria for chronic fatigue syndrome (CFS). CFS is a major cause of disability among adolescents with an estimated prevalence of 0.1 % to 1.0 %.<sup>3 4</sup>

Evidence suggests a beneficial effect of cognitive-behavioural therapy (CBT) in adults<sup>5</sup> and adolescents<sup>6</sup> with chronic fatigue syndrome (CFS), as well as in CF from well-defined causes such as cancer<sup>7</sup> and diabetes.<sup>8</sup> Generally, harmful effects of CBT have never been consistently reported. Effect sizes are usually found to be moderate, and there is therefore a need to establish more effective

treatment programmes. Furthermore, it is still unclear to what extent different subgroups respond differently to CBT<sup>9</sup>; in particular, no study has specifically explored the effect of CBT in postinfectious CF and CFS.

Preliminary evidence suggests that a multidisciplinary approach combining CBT with other elements might improve effectiveness as compared with CBT alone in patients suffering from CFS.<sup>10–13</sup> *Music therapy* is an evidence-based complementary therapy form used in many different clinical contexts.<sup>14–15</sup> Embodiment, emotional and relational experiences in a non-verbal medium, and regulation of arousal are core elements in clinical music therapy. There are no existing studies of music therapy in CF or CFS, but it has been proven effective in patients with related problems such as fibromyalgia<sup>16</sup> and long-term sick leave due to stress.<sup>17</sup>

Based on these considerations, we have developed a mental training programme merging elements from music therapy with elements from CBT. The aim of the present study was to explore the usefulness of this mental training programme in adolescents suffering from CF after acute EBV infection. Outcome measures included physical activity, symptoms (such as fatigue, postexertional malaise, and pain), recovery from CF, and harmful effects of the training programme.

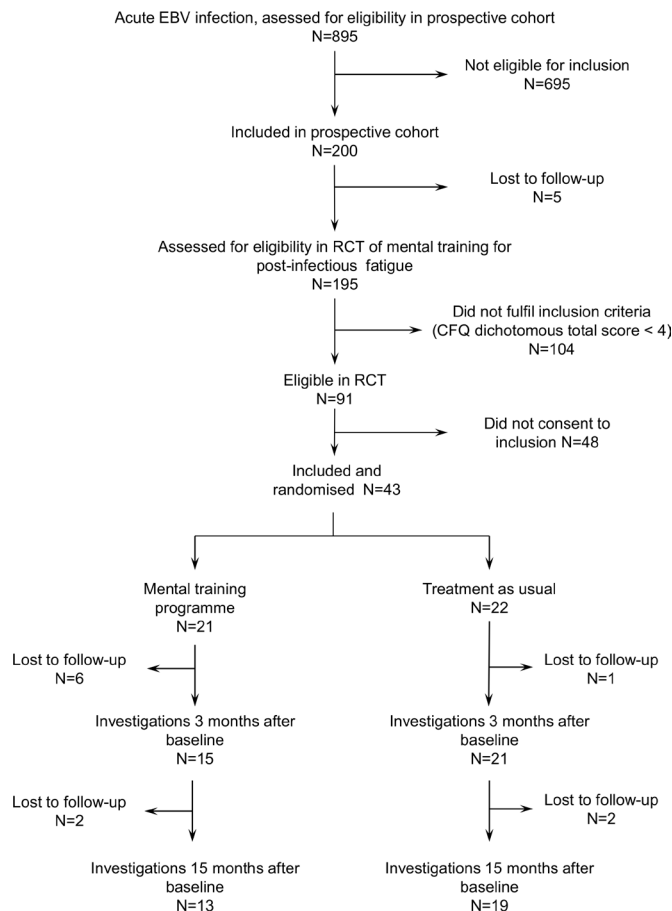
## METHODS

### Design overview

The project entitled Chronic Fatigue Following Acute Epstein-Barr Virus Infection in Adolescents (CEBA) encompasses a prospective postinfectious cohort study followed by a clinical trial of a mental training programme in those participants that developed CF (figure 1). The overall design of CEBA has been described elsewhere.<sup>18</sup> In short, from March 2015 until November 2016, EBV infected individuals fulfilling the following criteria were assessed for eligibility in the postinfectious cohort study: (1) a serological pattern indicating acute EBV infection; (2) age between 12 and 20 years; and (3) living in one of the Norwegian counties Oslo, Akershus or Buskerud. Exclusion criteria were (1) more than 6 weeks since debut of symptoms suggesting acute EBV infection; (2) any chronic disease that needed regular use of medication; (3) pregnancy.

A total of 200 adolescents with acute EBV infection were included and followed for 6 months in the postinfectious cohort study. A total of 195 participants attended the 6 months follow-up visit and were classified as non-CF or CF (dichotomised response  $<0$  or  $\geq 4$ , respectively, on the Chalder Fatigue Questionnaire (CFQ)<sup>19</sup>).

The CF cases (n=91) were assessed for eligibility in a separate clinical trial (ClinicalTrials ID: NCT02499302). This trial compared a mental training programme combining music therapy and CBT against care as usual within a randomised controlled design, as described in the present paper. The inclusion period of the trial lasted



**Figure 1** Flow chart of study participants. CFQ, Chalder Fatigue Questionnaire; EBV, Epstein-Barr virus; RCT, randomised controlled trial.

from September 2015 until May 2017; total follow-up time after randomisation was 15 months.

Participation in the trial was based on informed consent, and thorough information both orally as well as in writing was provided to the participants and (if younger than 16 years) to their parents/guardians.

### Investigational program

At all encounters in CEBA, participants were subjected to a standardised investigational programme encompassing clinical assessment as well as biomarker sampling. A comprehensive overview is provided elsewhere<sup>18</sup>; here, only investigations relevant for the present study are detailed:

*Physical activity* was monitored by the activPAL accelerometer device (PAL Technologies, Glasgow, Scotland) during seven consecutive days. The accelerometer was attached in the anterior midline on the participants' thigh with custom made, waterproof adhesive tape. The participants were instructed to wear the device at all times, and only take it off when the recording period was finished. The activPAL provides reliable data on both steps and position<sup>20</sup>; in the present study, the mean number of steps per day was selected as the primary endpoint.

Symptoms were charted by a composite questionnaire encompassing six different instruments; in the entire postinfectious cohort, Cronbach's alpha for these instruments ranged from 0.75 to 0.94, which was considered acceptable. The CFQ<sup>19</sup> charts subjective experience of physical and mental fatigue, it has shown acceptable validity among adolescents,<sup>21</sup> and it has been translated and validated for a Norwegian population.<sup>22</sup> It consists of 11 items scored on four-point Likert scales; in the present study, dichotomous scoring (each item scored 0-0-1-1) was used for definition of fatigue caseness,<sup>5</sup> whereas ordinal scoring (0-1-2-3) was applied in the analyses of efficacy. The symptom of postexertional malaise, often considered a hallmark of CFS,<sup>3</sup> was charted with one single item ("How often do you experience more fatigue the day after an exertion?") and scored 1–5 on a Likert scale; higher scores imply more severe symptom burden. The Brief Pain Inventory (BPI) uses four items to assess pain severity<sup>23</sup>; each item is scored on 10-point Likert scales, and the total sum score (range from 0 to 40) is reported in the present paper. BPI is validated for adolescents.<sup>24</sup> The Karolinska Sleep Questionnaire is a validated questionnaire charting insomnia and other sleep disturbances,<sup>25</sup> and has previously been applied in research on adolescent fatigue.<sup>26</sup> It consists of 14 items scored one to six on Likert scales; the total sum score (range from 14 to 84) is reported in the present paper, and lower scores imply more symptoms of sleep problems. The Hospital Anxiety and Depression Scale charts symptoms of depression and anxiety and is validated for adolescents<sup>27,28</sup>; it consists of 14 items scored 0–3 on Likert scales, and total sum score (range from 0 to 42) is reported in the present paper. The Pediatric Quality of Life Inventory is translated and validated for the Norwegian population.<sup>29</sup> A total of 23 items are scored on five-point Likert scales, each point valued zero, 25, 50, 75 or 100; here, the mean score (range 0–100) is reported, higher scores indicate better quality of life. Functional Disability Inventory measures disability related to everyday activities, and has been thoroughly validated in different adolescent populations.<sup>30,31</sup> It consists of 15 items scored on five-point Likert scales; total sum score (range from 0 to 60) is applied, where higher scores suggest stronger disability.

Possible side effects related to the mental training programme was charted by a separate set of items using five-point Likert scales; the answers were dichotomised (present vs not present) prior to analyses. In addition, the questionnaire contained items related to the different diagnostic criteria of CFS as well as simple questions on demographics.

### Randomisation and blinding

Participants were randomised to either mental training or care as usual in a 1:1 probability by a computer-based routine for block randomisation; block size varied randomly between 4 and 6. It was not possible to blind for treatment. End-point evaluation was concealed from patients and therapists, and allocation concealment was ensured using sequentially numbered, opaque, sealed envelopes.

### The mental training program and care as usual

The intervention consisted of a 10-week mental training programme offered to the relevant individuals as soon as possible after inclusion and randomisation. The programme encompassed one introductory session followed by nine individual therapy sessions (one per week) of 1.5 hours duration and related home-work, combining elements from CBT and music therapy (figure 2). The introductory session was carried out by a researcher, a music therapist and a cognitive therapist, with both the patient and his/her parents/guardians present. In this first session, personal experiences were also shared by a young adult voluntary patient who had himself recovered from CFS. Of the following nine treatment sessions, four were given by a music therapist (session no. 2, 3, 5 and 9) and five were given by a cognitive therapist (session no. 4, 6, 7, 8 and 10). At three of the sessions with cognitive therapists (session 4, 7 and 10), parents/guardians had the option to participate if the therapist considered it advantageous and the adolescent consented.

Normally, neither general practitioners nor paediatricians in Norway schedule appointment with postinfectious CF patients unless they have strongly reduced physical function. Thus, 'care as usual' implies that the relevant individuals would not receive any healthcare for



**Figure 2** Graphical depiction of the 10 therapy sessions in the mental training programme. CBT, cognitive-behavioural therapy.

their CF condition in the follow-up period apart from the follow-up visits in the present study.

### Therapists, techniques and principles in the mental training program

The mental training of all participants allocated to the intervention group was carried out by two therapists only: a child and adolescent psychiatrist holding a specialty in CBT and a Music Therapist affiliated with the Centre for Research in Music and Health at the Norwegian College of Music. Both of them had previous experiences with adolescents suffering from CF and other somatic health complaints. They participated in developing the techniques and principles of the present study; no further

training was provided, but other experienced cognitive therapists and music therapists were available for supervision and discussion throughout the study period.

The first individual sessions in the mental training programme were used to chart activity and sleep patterns, altered functional abilities, withdrawal from social life and changed family dynamics. Thereafter, a variety of therapeutic principles were applied, such as psychoeducation, instructions in techniques for relaxation and visualisation by using music, challenging of automatic thoughts (primarily related to stimulus and outcome expectancies), and behavioural 'experiments'.<sup>32</sup> Together with the patient, the therapist sought to identify negative

**Table 1** Background characteristics

	Included (n=43)		Eligible, not included (n=48)
	Treatment (n=21)	Control (n=22)	
Sex, n (%)			
Male	4 (19)	6 (27)	14 (29)
Female	17 (81)	16 (73)	34 (71)
Age, years, mean (SD)	17.7 (1.4)	16.9 (1.7)	17.4 (1.4)
BMI, kg/m <sup>2</sup> , mean (SD)	22.5 (3.3)	21.6 (2.3)	22.1 (2.7)
Adheres to Canada 2003-criteria, n (%)			
Yes	3 (14)	7 (32)	9 (19)
No	18 (86)	15 (68)	39 (81)
Adheres to Fukuda-criteria, n (%)			
Yes	5 (24)	11 (50)	10 (21)
No	16 (76)	11 (50)	38 (79)
Epstein-Barr virus (EBV) load, copies in blood, n (%)			
Negative (<160)	9 (43)	13 (65)	22 (49)
Low (1600–2000)	7 (33)	5 (25)	14 (31)
Moderate/high (>2000)	5 (24)	2 (10)	9 (20)
EBV-VCA-IgG, titre, median (IQR)	152 (107)	181 (212)	175.5 (198)
Blood cytotoxic T cell (CD8 <sup>+</sup> ) count, 10 <sup>6</sup> cells/L, mean (SD)	683 (248)	648 (232)	632 (253)
Efficacy variables			
Chalder Fatigue Questionnaire, total sum score, mean (SD)	20.0 (3.3)	19.4 (2.9)	19.1 (4.8)
Postexertional Malaise, score, mean (SD)	2.9 (1.5)	2.8 (1.3)	2.7 (1.2)
Brief Pain Inventory, total sum score, mean (SD)	10.4 (5.2)	13.1 (4.5)	11.5 (5.5)
Karolinska Sleep Questionnaire, total sum score, mean (SD)	53.0 (14.9)	45.6 (10.7)	52.0 (13.4)
Hospital Anxiety and Depression Scale, total sum score, mean (SD)	13.1 (5.8)	16.5 (6.5)	12.1 (6.2)
Paediatric Quality of Life, total average score, mean (SD)	67 (14)	62 (15)	70 (18)
Functional Disability Inventory, total sum score, mean (SD)	12.2 (8.8)	13.7 (8.3)	10.1 (10.9)
Steps/day, number, mean (SD)	7998 (4598)	8376 (3119)	9255 (3795)

P values are based on  $\chi^2$  test, Fisher's exact test, Student t-test or Mann-Whitney's test, as appropriate. BMI, body mass index; VCA, Viral Capsid Antigen.

**Table 2** Protocol deviations

	3 months after baseline				15 months after baseline			
	Treatment		Control		Treatment		Control	
	n	%	n	%	n	%	n	%
Lost to follow-up								
No	15	71	21	95	13	87	19	90
Yes	6	29	1	5	2	13	2	10
Interruption of therapy								
No	15	71	n.a	n.a	n.a	n.a	n.a	n.a
Yes*	6	29	n.a	n.a	n.a	n.a	n.a	n.a
Diagnosed with another chronic disorder								
No	15	100	21	100	13	100	19	100
Yes	0	0	0	0	0	0	0	0
Experienced severe illness/trauma								
No	15	100	21	100	13	100	19	100
Yes	0	0	0	0	0	0	0	0
Receiving other therapy for chronic fatigue								
No	15	100	21	100	12	92	19	100
Yes	0	0	0	0	1	8	0	0

\*The six individuals that interrupted therapy were the same individuals that were lost to follow up in the intervention group.  
n.a, not applicable.

thoughts and feelings, and to motivate for mental effort/activity to control such negative thoughts and feelings. Cognitive therapy sessions typically blend content and process issues to help make effective changes in attitudes, beliefs and expectations. Collaborative empiricism, guided discovery and the Socratic method provide a comprehensive framework for the processes involved in therapy, while remaining aligned with the core concepts of cognitive therapy.<sup>33</sup> A central principle throughout the training programme was to achieve *therapeutic alliance*, which may have a strong impact on treatment effect.

The treatment programme assumes active participation from the patient between the sessions, and the therapists tried to communicate the necessity of individual effort. Parents/guardians are the most essential caregivers for the patient, and can in a positive way motivate the patient and provide guidance through the principles and specific techniques which were introduced in the treatment programme. At the same time, parents/guardians may also strengthen a negative illness behaviour and disease attribution, which in turn may have a negative impact on the prognosis. Therefore, it was of great importance to involve the parents/guardians in the treatment programme. Therapist fidelity was ensured by a protocol (see online supplemental file 1) detailing the content of every therapy session,<sup>32</sup> as well as close supervision from senior research collaborators.

As compared with existing CBT protocols for CFS,<sup>5 6</sup> the present mental training programme deviated mainly on the following points:

- ▶ *Music therapy* was integrated with traditional cognitive techniques.
- ▶ *Emotions* were focused to a greater extent, and specific techniques (such as mindful presence and visualisation) were introduced to increase access to positive feelings.
- ▶ *Unconscious/automatic experiences* were given more attention. Consequently, a fixed plan for graded activity was not an integrated part in the programme, whereas spontaneous experiences not involving conscious planning were encouraged.
- ▶ There was an *individual adaption* regarding specific psychological issues, and *parents/guardians* were included in some of the treatment sessions.

### Effect monitoring

Assessment of beneficial and possible harmful effects was carried out 3 months after inclusion (ie, immediately after completion of the mental training programme), and 15 months after inclusion. Endpoints included steps/day count during seven consecutive days, symptoms (such as fatigue, postexertional malaise, pain) and quality of life/functional capacity. Recovery was defined as being classified as non-CF (ie, dichotomised response < 4 on the CFQ)

### Patient and public involvement

Representatives from the patient organisation 'Recovery Norway' as well as representatives from the 'Youth Council' at Dept. of Paediatrics and Adolescent Medicine, Akershus University Hospital, Norway, were involved in the design of the present study. Also, we received input from a group

**Table 3** Outcome of the mental training programme intervention

	3 months after baseline		15 months after baseline	
	Intention to treat	Per protocol	Intention to treat	Per protocol
<b>CFQ—total sum score</b>				
Treatment group, mean	18.8	19.0	15.4	14.3
Control group, mean	20.5	20.3	18.1	18.1
Difference (95% CI)	-1.8 (-6.4 to 2.9)	-1.4 (-5.3 to 2.6)	-2.7 (-8.5 to 3.2)	-3.8 (-9.6 to 2.1)
<b>Postexertional malaise—score</b>				
Treatment group, mean	2.6	2.4	2.0	1.7
Control group, mean	3.0	2.9	2.4	2.1
Difference (95% CI)	-0.4 (-1.1 to 0.4)	-0.5 (-1.1 to 0.01)	-0.4 (-1.1 to 0.4)	-0.4 (-1.0 to 0.3)
<b>BPI—total sum score</b>				
Treatment group, mean	12.4	10.7	13.0	12.9
Control group, mean	12.2	12.4	11.7	11.0
Difference (95% CI)	0.2 (-5.3 to 5.7)	-1.7 (-5.1 to 1.6)	1.4 (-4.5 to 7.3)	1.9 (-2.5 to 6.3)
<b>KSQ—total sum score</b>				
Treatment group, mean	45.8	44.2	42.1	41.1
Control group, mean	46.7	47.9	44.4	44.6
Difference (95% CI)	-0.9 (-9.9 to 8.1)	-3.8 (-10.9 to 3.4)	-2.4 (-14.7 to 10.0)	-3.5 (-14.4 to 7.4)
<b>HADS—total sum score</b>				
Treatment group, mean	14.4	13.9	12.0	10.0
Control group, mean	14.6	14.2	13.3	12.4
Difference (95% CI)	-0.2 (-5.0 to 4.5)	-0.3 (-3.8 to 3.2)	-1.3 (-7.2 to 4.6)	-2.4 (-6.0 to 1.3)
<b>PedsQL—total average score</b>				
Treatment group, mean	66.2	69.8	72.4	75.9
Control group, mean	64.9	66.6	71.7	74.4
Difference (95% CI)	1.3 (-9.5 to 12.0)	3.2 (-4.1 to 10.5)	0.7 (-14.1 to 15.4)	1.4 (-9.2 to 12.0)
<b>FDI—total sum score</b>				
Treatment group, mean	12.7	11.0	11.4	7.4
Control group, mean	12.1	12.8	10.5	10.7
Difference (95% CI)	0.6 (-4.3 to 5.5)	-1.8 (-5.5 to 1.9)	0.9 (-6.5 to 8.3)	-3.3 (-9.0 to 2.4)
<b>Steps per day—number</b>				
Treatment group, mean	7217	6198	5680	7540
Control group, mean	8515	8257	7587	7782
Difference (95% CI)	-1298 (-4874 to 2278)	-2059 (-3698 to -421)	-1908 (-9853 to 6037)	-242 (-2944 to 2460)

All analyses in the intention to treat columns are based on multiple imputation (55 iterations). Means and differences 3 months and 15 months after baseline are estimated from the parameters of the general linear model. Model diagnostics was performed by visual inspection of residual plots.

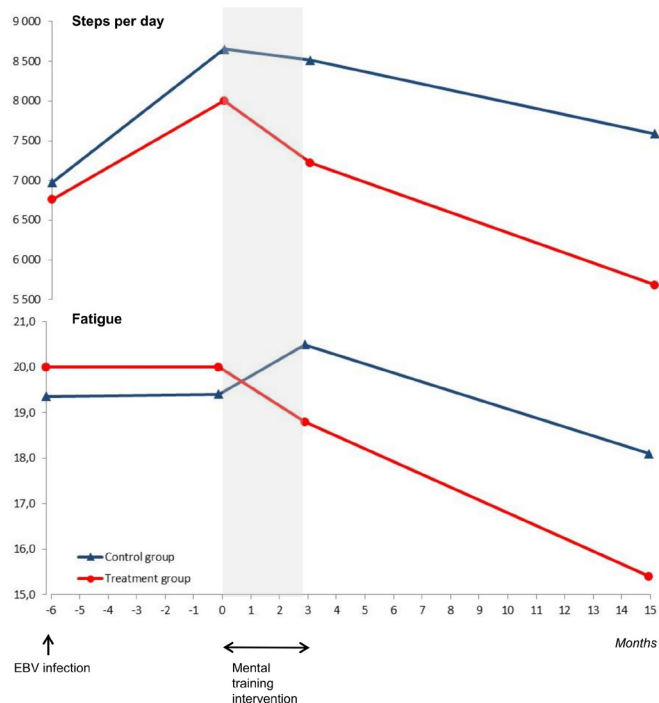
BPI, Brief Pain Inventory; CFQ, Chalder Fatigue Questionnaire; FDI, Functional Disability Inventory; HADS, Hospital Anxiety and Depression Scale; KSQ, Karolinska Sleep Questionnaire; PedsQL, Paediatric Quality of Life inventory.

of adolescent CFS/ME sufferers and their next-of-kin through a pilot test of modified CBT. We carefully assessed the burden of the trial interventions on patients. We intend to disseminate main results to the trial participants, as well as to relevant patient organisations and other stakeholders.

### Power considerations and statistical analyses

In a previous research project from our institution, CFS adolescents had a mean (SD) steps/day count of

approximately 4500 (2400), and a mean (SD) CFQ total score of 19.1 (6.3).<sup>34</sup> This given, more than 120 participants would be needed in order to detect a moderate effect size (Cohen's  $d \approx 0.5$ ), such as an increase in steps/day of 1200 or a reduction in CFQ total score of 3 ( $\alpha=0.05$ ,  $\beta=0.2$ ). In the present study, the total number of eligible individuals were 91 (defined as CF cases 6 months after acute EBV infection), and only 43 consented to



**Figure 3** Development of steps/day and fatigue score over time in the intervention group (red) and the control group (blue), based on imputed data sets. The grey area represent the time period in which the mental training programme was provided. EBV, Epstein-Barr virus.

inclusion. Hence, the study was strongly underpowered regarding efficacy.

All statistical analyses were carried out using SPSS statistical software (IBM SPSS Statistic 26). The ‘full analysis set’ (all randomised participants) was used for intention-to-treat analyses of efficacy (see online supplemental file 2). A total of 55% of the included cases had missing data points. A convenient ‘rule of thumb’ suggests that the number of imputations should be similar to the percentage of cases that are incomplete.<sup>35</sup> Thus, multiple imputation with 55 iterations was performed using the procedure implemented in SPSS. For normally distributed variables with definite minimum and maximum, constraints were defined. In addition, a non-imputed dataset was used for per-protocol analyses. Continuous variables were reported as means or medians, as appropriate. Categorical variables were reported as numbers

and percentages. General linear models (ANCOVA, analysis of covariance) were used for analyses of treatment effect; the baseline values of each efficacy endpoint were included as covariates. Safety data were summarised descriptively through appropriate data tabulations and descriptive statistics.

## RESULTS

A total of 91 individuals from the postinfectious cohort study were classified as CF cases and thus eligible for inclusion in the present study (figure 1). More than half of the eligible individuals (n=48) did not consent to participation, mainly because they were concerned over school absence due to therapy sessions, leaving a total of 43 individuals for inclusion and randomisation; 21 were allocated to the intervention (mental training) arm, and 22 to the control (care as usual) arm. Background characteristics and baseline efficacy variables were similar between the included and the non-included group (table 1).

A total of seven individuals were lost to follow-up during the first 3 months of the study. Six of these individuals were allocated to the intervention group, and they all left the study prior to or immediately after therapy startup, again reporting concern over school absence as the main reason. Thus, there was a total of 15 participants in the intervention group and 21 in the control group for endpoint evaluation at 3 months follow-up. No other protocol deviations were registered during the first 3 months of the study (table 2). Of the 15 individuals completing the mental training programme, the number of attended therapy sessions divided by the total number of therapy sessions was 99% (one music therapy session missing in one individual); thus, compliance with appointments was high among those who stayed in the programme. We do not have data on compliance with recommended homework in-between appointments.

In intention-to-treat analyses, the primary endpoint (number of steps/day) did not differ significantly between the intervention group and the control group (table 3, figure 3). Also, secondary outcome measures were not significantly different among the two groups. However, most symptom scores tended to favour the

**Table 4** Number of recovered patients 3 and 15 months after baseline

	3 months after baseline				15 months after baseline			
	Recovered		Not recovered		Recovered		Not recovered	
	n	%	n	%	n	%	n	%
Treatment group	3	21	11	79	8	62	5	38
Control group	4	20	16	80	7	37	12	63
Total	7	21	27	79	15	47	17	53

Recovery was defined as a total sum score  $\leq 3$  on the Chalder Fatigue Questionnaire (each item scored 0-0-1-1), analogous to the case definition of chronic fatigue used as inclusion criterion in the present study. P values are based on Fisher’s exact test or  $\chi^2$  test, as appropriate.

**Table 5** Adverse effects, self-reported

	3 months after baseline				15 months after baseline			
	Treatment		Control		Treatment		Control	
	n	%	n	%	n	%	n	%
<b>Total</b>								
No	9	60	12	57	9	69	14	74
Yes	6	40	9	43	4	31	5	26
<b>More fatigued</b>								
No	13	87	18	86	13	100	18	95
Yes	2	13	3	14	0	0	1	5
<b>More attention problems</b>								
No	13	87	15	71	12	92	17	89
Yes	2	13	6	29	1	8	2	11
<b>More pain</b>								
No	15	100	18	86	13	100	18	95
Yes	0	0	3	14	0	0	1	5
<b>More sad/depressed</b>								
No	11	73	20	95	10	77	19	100
Yes	4	27	1	5	3	23	0	0
<b>Less schoolwork</b>								
No	14	93	17	85	11	92	16	89
Yes	1	7	3	15	1	8	2	11
<b>Any incident of self-harm</b>								
No	14	93	21	100	13	100	19	100
Yes	1	7	0	0	0	0	0	0
<b>Any thoughts/fantasies about suicide</b>								
No	15	100	20	100	13	100	18	95
Yes	0	0	0	0	0	0	1	5

intervention group whereas physical activity tended to be higher in the control group.

An additional four individuals were lost to follow-up during the upcoming year, leaving a total of 13 in the intervention group and 19 in the control group for assessment 15 months after inclusion. There were no clear differences for any outcome variables (table 3, figure 3). However, there was a trend towards higher recovery rate with a total of 8 (62 %) recovered individuals in the treatment group, as compared with a total of 5 (39 %) recovered individuals in the control group (table 4).

As for possible harmful effects, there were no important differences between the intervention group and the control group (table 5).

## DISCUSSION

This study shows that a mental training programme combining music therapy and CBT for postinfectious CF is feasible. However, the study was strongly underpowered and should be considered exploratory; a full-scale clinical trial with sufficient statistical power would be

necessary to evaluate efficacy. In further research, participants' concern regarding school absence due to therapy sessions should be properly addressed to secure recruitment.

Most CBT treatment protocols for CF and CFS encompass an element of increased physical activity over time,<sup>5,6</sup> and graded exercise therapy (GET) in itself is shown to have beneficial effects in CFS.<sup>36,37</sup> Our mental training programme did not contain this element, which may explain why physical activity to our surprise actually tended to decline in the intervention group during the treatment period. Interestingly, we observed a concurrent tendency of improvement of many symptom scores, including fatigue and postexertional malaise, in the intervention group. This is in line with own experiences of patients with CSF, often reporting an initial worsening of symptoms during physical exercise which in turn might contribute to the strong controversy over studies that recommend GET in patients with CSF.<sup>38,39</sup> Thus, the therapeutic approach applied in the present study might be more acceptable from a patient perspective.



It has been demonstrated that postinfectious CF tends to recover spontaneously<sup>1</sup>; thus, only a small minority of patients develop CFS over time. Accordingly, in the present study, we observed symptom improvement over time in both the intervention group and the control group. Thus, a modest beneficial effect of the mental training programme might have been somewhat ‘diluted’ by the natural course of the postinfectious CF phenomenon. That said, the increased recovery rate after 15 months in the intervention group might indicate that mental training for postinfectious CF is clinically useful. This can only be determined in a full-scale clinical trial. Such a trial should be sufficiently powered to determine effects in the subgroup of CF individuals that adhere to diagnostic criteria of CFS. The low number of participants in the present study precluded us from performing such subgroup analyses.

In the present study, the compliance with appointments among those who completed the intervention was high, and the incidence of self-reported adverse events was very low and almost identical among the intervention group and the control group. Taken together, this suggests that the intervention was well tolerated, corroborating results from a recently published qualitative study which reported high levels of satisfaction among those that received the mental training programme.<sup>40</sup> We cannot rule out that the drop-out of six individuals in the intervention group before or immediately after startup of therapy was due to low tolerability in these participants. However, more probably, this loss to follow-up had the same cause as the poor recruitment of eligible patients into the study. The most likely explanation for these two phenomena is the introduction of a nationwide high-school sick leave precept during the study period. This precept initiated public controversies, and—in the context of the present study—caused a lot of concern among the eligible adolescents about participating in a mental training programme that would inevitably result in some school absence. This underlines the importance of considering similar contextual hindrances in the event of a future full-scale clinical trial. Furthermore, given this explanation, we assume the risk of strong selection bias to be rather low, as is supported from the lack of differences between the included and the non-included group for background and efficacy variables.

### Strengths and limitations

Strengths of this study are the relatively homogeneous group of adolescent participants with the same infectious precipitation of CF and with no known comorbidities. Weaknesses encompass the poor recruitment leaving the study strongly underpowered, lack of formal fidelity checking among the therapists, and the lack of data regarding compliance with recommended homework in-between appointments.

### CONCLUSION

An intervention study of combined CBT and music therapy in postinfectious CF is feasible. A fully powered trial is needed to evaluate efficacy. Participants’ concern regarding school absence should be properly addressed to secure recruitment.

### Author affiliations

<sup>1</sup>Pediatrics, Akershus University Hospital, Oslo, Norway

<sup>2</sup>Institutt for klinisk medisin, Universitetet i Oslo, Oslo, Norway

<sup>3</sup>Barne- og Ungdomsklinikken, Akershus Universitetssykehus HF, Lorenskog, Norway

<sup>4</sup>Department of Pediatrics and Adolescent Medicine, Drammen Hospital, Drammen, Norway

<sup>5</sup>Center for Music and Health, Norwegian College of Music, Oslo, Norway

<sup>6</sup>Department of Public Health and Nursing, NTNU—Norwegian University of Science and Technology, Trondheim, Norway

**Acknowledgements** The authors thank Stine Andersen Ness for invaluable secretary assistance.

**Contributors** SM, TTA, MP and JM collected clinical data, contributed to study design and participated in data analyses. GT and BvR contributed to study design. ES supervised statistical analyses. VBW conceived of the study, contributed to study design and participated in data analyses. All authors contributed to data interpretation and drafting of the manuscript.

**Funding** This study was supported by the Health South–East Hospital Trust, Norway, grant ID 2017123.

**Competing interests** None declared.

**Patient and public involvement** Patients and/or the public were involved in the design, or conduct, or reporting, or dissemination plans of this research. Refer to the Methods section for further details.

**Patient consent for publication** Not required.

**Ethics approval** The study was approved by The Norwegian National Committee for Ethics in Medical Research. Participation was based upon informed consent from all participants and (if younger than 16 years) their parents/guardians.

**Provenance and peer review** Not commissioned; externally peer-reviewed. This is an amended, republished version of a retracted paper: <http://dx.doi.org/10.1136/bmjpo-2019-000620>.

**Data availability statement** Data are available upon reasonable request. The datasets used and/or analysed during the current study are available from the corresponding author on reasonable request.

**Open access** This is an open access article distributed in accordance with the Creative Commons Attribution Non Commercial (CC BY-NC 4.0) license, which permits others to distribute, remix, adapt, build upon this work non-commercially, and license their derivative works on different terms, provided the original work is properly cited, appropriate credit is given, any changes made indicated, and the use is non-commercial. See: <http://creativecommons.org/licenses/by-nc/4.0/>.

### ORCID iD

Vegard Bruun Wyller <http://orcid.org/0000-0002-2537-7782>

### REFERENCES

- Hickie I, Davenport T, Wakefield D, *et al*. Post-infective and chronic fatigue syndromes precipitated by viral and non-viral pathogens: prospective cohort study. *BMJ* 2006;333:575.
- Katz BZ, Shiraishi Y, Mears CJ, *et al*. Chronic fatigue syndrome after infectious mononucleosis in adolescents. *Pediatrics* 2009;124:189–93.
- Institute of Medicine. *Beyond myalgic Encephalomyelitis/Chronic fatigue syndrome: redefining an illness*. Washington, DC: The National Academies Press, 2015. <http://www.iom.edu/mecfs>
- Royal College of Paediatrics and Child Health. *Evidence based guidelines for the management of CFS/ME (chronic fatigue syndrome/myalgic encephalopathy) in children and young adults*. London: Royal College of Paediatrics and Child Health, 2004.
- White PD, Goldsmith KA, Johnson AL, *et al*. Comparison of adaptive pacing therapy, cognitive behaviour therapy, graded exercise

- therapy, and specialist medical care for chronic fatigue syndrome (PACE): a randomised trial. *Lancet* 2011;377:823–36.
- 6 Nijhof SL, Bleijenberg G, Uiterwaal CSPM, *et al.* Effectiveness of Internet-based cognitive behavioural treatment for adolescents with chronic fatigue syndrome (FITNET): a randomised controlled trial. *Lancet* 2012;379:1412–8.
  - 7 Abrahams HJG, Gielissen MFM, Donders RRT, *et al.* The efficacy of Internet-based cognitive behavioral therapy for severely fatigued survivors of breast cancer compared with care as usual: a randomized controlled trial. *Cancer* 2017;123:3825–34.
  - 8 Menting J, Tack CJ, van Bon AC, *et al.* Web-Based cognitive behavioural therapy blended with face-to-face sessions for chronic fatigue in type 1 diabetes: a multicentre randomised controlled trial. *Lancet Diabetes Endocrinol* 2017;5:448–56.
  - 9 Cella M, Chalder T, White PD. Does the heterogeneity of chronic fatigue syndrome moderate the response to cognitive behaviour therapy? an exploratory study. *Psychother Psychosom* 2011;80:353–8.
  - 10 Rimes KA, Wingrove J. Mindfulness-based cognitive therapy for people with chronic fatigue syndrome still experiencing excessive fatigue after cognitive behaviour therapy: a pilot randomized study. *Clin Psychol Psychother* 2013;20:107–17.
  - 11 Viner R, Gregorowski A, Wine C, *et al.* Outpatient rehabilitative treatment of chronic fatigue syndrome (CFS/ME). *Arch Dis Child* 2004;89:615–9.
  - 12 Crawley EM, Gaunt DM, Garfield K, *et al.* Clinical and cost-effectiveness of the lightning process in addition to specialist medical care for paediatric chronic fatigue syndrome: randomised controlled trial. *Arch Dis Child* 2018;103:155–64.
  - 13 Stubhaug B, Lier HO, Aßmus J, *et al.* A 4-day Mindfulness-Based cognitive behavioral intervention program for CFS/ME. an open study, with 1-year follow-up. *Front Psychiatry* 2018;9:720.
  - 14 Bradt J, Dileo C, Potvin N. Music for stress and anxiety reduction in coronary heart disease patients. *Cochrane Database Syst Rev* 2013;12:CD006577.
  - 15 Bradt J, Shim M, Goodill SW, Dileo C. Dance/movement therapy for improving psychological and physical outcomes in cancer patients. *Cochrane Database Syst Rev* 2015;1:CD007103.
  - 16 Torres E. Group Music and Imagery (GMI) for Treating Fibromyalgia. In: Grocke D, Moe T, eds. *Guided Imagery & Music (GIM) and Music Imagery Methods for Individual and Group Therapy*. London: Jessica Kingsley, 2015: 267–76.
  - 17 Beck BD. Guided imagery and music (GIM) with adults on sick leave suffering from work-related stress Aalborg University; 2012.
  - 18 Pedersen M, Asprusten TT, Godang K, *et al.* Predictors of chronic fatigue in adolescents six months after acute Epstein-Barr virus infection: a prospective cohort study. *Brain Behav Immun* 2019;75:94–100.
  - 19 Chalder T, Berelowitz G, Pawlikowska T, *et al.* Development of a fatigue scale. *J Psychosom Res* 1993;37:147–53.
  - 20 Grant PM, Ryan CG, Tigbe WW, *et al.* The validation of a novel activity monitor in the measurement of posture and motion during everyday activities. *Br J Sports Med* 2006;40:992–7.
  - 21 Tanaka M, Fukuda S, Mizuno K, *et al.* Reliability and validity of the Japanese version of the Chalder fatigue scale among youth in Japan. *Psychol Rep* 2008;103:682–90.
  - 22 Loge JH, Ekeberg O, Kaasa S. Fatigue in the general Norwegian population: normative data and associations. *J Psychosom Res* 1998;45:53–65.
  - 23 Klepstad P, Loge JH, Borchgrevink PC, *et al.* The Norwegian brief pain inventory questionnaire: translation and validation in cancer pain patients. *J Pain Symptom Manage* 2002;24:517–25.
  - 24 Engel JM, Kartin D, Carter GT, *et al.* Pain in youths with neuromuscular disease. *Am J Hosp Palliat Care* 2009;26:405–12.
  - 25 Akerstedt T, Ingre M, Broman J-E, *et al.* Disturbed sleep in shift workers, day workers, and insomniacs. *Chronobiol Int* 2008;25:333–48.
  - 26 Pedersen M, Ekstedt M, Småstuen MC, *et al.* Sleep-Wake rhythm disturbances and perceived sleep in adolescent chronic fatigue syndrome. *J Sleep Res* 2017;26:595–601.
  - 27 Zigmund AS, Snaith RP. The hospital anxiety and depression scale. *Acta Psychiatr Scand* 1983;67:361–70.
  - 28 Mihalca AM, Pilecka W. The factorial structure and validity of the hospital anxiety and depression scale (HADS) in Polish adolescents. *Psychiatr Pol* 2015;49:1071–88.
  - 29 Reinjell T, Diseth TH, Veenstra M, *et al.* Measuring health-related quality of life in young adolescents: reliability and validity in the Norwegian version of the pediatric quality of life inventory 4.0 (PedsQL) generic core scales. *Health Qual Life Outcomes* 2006;4:61.
  - 30 Walker LS, Greene JW. The functional disability inventory: measuring a neglected dimension of child health status. *J Pediatr Psychol* 1991;16:39–58.
  - 31 Claar RL, Walker LS. Functional assessment of pediatric pain patients: psychometric properties of the functional disability inventory. *Pain* 2006;121:77–84.
  - 32 Department of Pediatrics, Akershus University Hospital. Mental intervention for chronic fatigue syndrome (CFS/ME) following acute Epstein-Barr virus infection. treatment manual for the intervention part of the CEBA-project; 2015. [www.ahus.no/seksjon/forskning/Documents/Forskningsgrupper/Barne-%20og%20ungdomsklinikken/Paedia/Behandlingsmanual.pdf](http://www.ahus.no/seksjon/forskning/Documents/Forskningsgrupper/Barne-%20og%20ungdomsklinikken/Paedia/Behandlingsmanual.pdf)
  - 33 Tee J, Kazantzis N. Collaborative empiricism in cognitive therapy: a definition and theory for the relationship construct. *Clin Psychol Sci Prac* 2011;18:47–61.
  - 34 Sulheim D, Fagermoen E, Winger A, *et al.* Disease mechanisms and clonidine treatment in adolescent chronic fatigue syndrome: a combined cross-sectional and randomized clinical trial. *JAMA Pediatr* 2014;168:351–60.
  - 35 Von Hippel PT. How many imputations do you need? A two-stage calculation using a quadratic rule. *Sociological Methods & Research* 2018.
  - 36 Larun L, Brurberg KG, Odgaard-Jensen J, *et al.* Exercise therapy for chronic fatigue syndrome. *Cochrane Database Syst Rev* 2016;2:CD003200.
  - 37 Clark LV, Pesola F, Thomas JM, *et al.* Guided graded exercise self-help plus specialist medical care versus specialist medical care alone for chronic fatigue syndrome (GETSET): a pragmatic randomised controlled trial. *Lancet* 2017;390:363–73.
  - 38 Kindlon T. Do graded activity therapies cause harm in chronic fatigue syndrome? *J Health Psychol* 2017;22:1146–54.
  - 39 Vink M, Vink-Niese A. Graded exercise therapy for myalgic Encephalomyelitis/Chronic fatigue syndrome is not effective and unsafe. Re-analysis of a cochrane review. *Health Psychol Open* 2018;5:2055102918805187.
  - 40 Trondalen G, Mangersnes J, Bonde LO, *et al.* Music therapy for chronic fatigue following Epstein-Barr virus infection in adolescents. *Music & Med* 2020;12:84–91.