



## Original Article

# Impact of a pilot multimodal intervention to decrease antibiotic use for respiratory infections in a geriatric clinic

Lakshmi R. Chauhan MD<sup>1</sup> , Misha Huang MD, MS<sup>1</sup>, Mona Abdo MPH<sup>2</sup>, Skotti Church MD<sup>4</sup>, Danielle Fixen PharmD<sup>5</sup>, Samantha MaWhinney ScD<sup>3</sup>, Matthew Miller PharmD<sup>1,5</sup> and Kristine M. Erlandson MD, MS<sup>1,2,4</sup> 

<sup>1</sup>Division of Infectious Diseases, Department of Medicine, Anschutz Medical Campus, University of Colorado, Aurora, Colorado, <sup>2</sup>Department of Epidemiology, Colorado School of Public Health, Aurora, Colorado, <sup>3</sup>Department of Biostatistics and Informatics, Colorado School of Public Health, Aurora, Colorado, <sup>4</sup>Division of Geriatric Medicine, Department of Medicine, Anschutz Medical Campus, University of Colorado, Aurora, Colorado and <sup>5</sup>Department of Pharmacy, University of Colorado Hospital, Aurora, Colorado

### Abstract

**Background:** More than 80% of antibiotics are prescribed in the outpatient setting, of which 30% are inappropriate. The National Action Plan for Combating Antimicrobial Resistance called for a 50% decrease in outpatient antibiotic use by 2020. Inappropriate antibiotics are associated with adverse reactions and *Clostridioides difficile* infection, especially among older adults.

**Study design:** Before and after study.

**Methods:** We performed a quality improvement initiative at the University of Colorado Seniors Clinic. Providers received education on antibiotic guidelines, electronic antibiotic order sets were introduced with standardized stop dates. Antibiotic use data were collected for 6 months before and 6 months after the intervention, from December to May to avoid seasonal variation. Descriptive statistics and linear mixed-effects regression models were used for this comparison.

**Results:** Total antibiotic prescriptions for acute respiratory conditions decreased from 137 prescriptions before the intervention (December 1, 2017, to May 31, 2018) to 112 prescriptions after the intervention (December 1, 2018, to May 31, 2019), driven primarily by decreases in antibiotic prescriptions for pneumonia, sinusitis, and bronchitis. Prescriptions for broad-spectrum antibiotics declined following the intervention including decreases in levofloxacin from 12 (9%) to 3 (3%) and amoxicillin-clavulanate from 15 (12%) to 7 (7%). We detected significant reductions in prescribed antibiotic durations (days) after the intervention for sinusitis (estimate,  $-2.0$ ; 95% CI,  $-3.1$  to  $-1.0$ ;  $P = .0003$ ), pharyngitis (estimate,  $-2.5$ ; 95% CI,  $-4.6$  to  $-0.5$ ;  $P = .018$ ), and otitis ( $-3.2$ ; 95% CI,  $-5.2$  to  $-1.3$ ;  $P = .008$ ).

**Conclusions:** Low-cost interventions were initially successful in changing patterns of antibiotic use and decreasing overall antibiotic prescribing among older patients in the outpatient setting. Long-term follow-up studies are needed to determine the sustainability and clinical impact of these interventions.

(Received 22 July 2021; accepted 4 November 2021)

Rising antimicrobial resistance is a global public health crisis, resulting in 2.8 million infections and 35,900 deaths yearly.<sup>1</sup> The availability of limited antibiotic options for resistant organisms poses a threat particularly to vulnerable populations including older adults and immunocompromised patients. Although antibiotic stewardship tends to focus on the hospital setting, outpatient antimicrobial use contributes to >80% of prescribed antibiotics,<sup>2</sup> and 30% of prescribed outpatient antibiotics are considered inappropriate.<sup>3,4</sup> The majority of these are for antibiotic prescriptions

for upper respiratory conditions. Prior large-scale studies have repeatedly demonstrated that antibiotics are overprescribed for outpatient acute respiratory conditions,<sup>5,6</sup> and the rate of inappropriate prescriptions ranges from 35% to 76% based on the specific condition.<sup>6–8</sup>

Not only do inappropriate antibiotic prescriptions contribute to an increase in antimicrobial resistance, but antibiotics are also associated with serious adverse effects such as drug–drug interactions, allergic reactions, neurologic or psychiatric effects, and *Clostridioides difficile* infection.<sup>9</sup> According to the US Centers for Disease Control and Prevention (CDC), there are 223,900 cases of *C. difficile* infection and >12,800 deaths yearly. Older adults are at higher risk of adverse effects and complications associated with antibiotic prescriptions<sup>10–12</sup>; however, they may also receive prescriptions at a higher rate due to increased concern for severe

**Author for correspondence:** Lakshmi R. Chauhan, CU Anschutz, Research Complex II, 12700 E. 19th Avenue, Mail Stop B168, Aurora, CO 80045. E-mail: [Lakshmi.chauhan@cuanschutz.edu](mailto:Lakshmi.chauhan@cuanschutz.edu)

**Cite this article:** Chauhan LR, et al. (2022). Impact of a pilot multimodal intervention to decrease antibiotic use for respiratory infections in a geriatric clinic. *Antimicrobial Stewardship & Healthcare Epidemiology*, <https://doi.org/10.1017/ash.2021.238>

infections or nonspecific symptoms. In a large cohort of low-risk elderly patients, 46% of patients with nonbacterial acute upper respiratory infection received an antibiotic prescription.<sup>13</sup>

Acknowledging the key role that outpatient antibiotic use plays in fueling antimicrobial resistance, the US National Action Plan called for a decrease in outpatient antimicrobial use by 50% by 2020.<sup>14</sup> The CDC has formulated guidance for antimicrobial stewardship in the outpatient setting,<sup>15</sup> but implementing those guidelines and changing patterns of antibiotic use among providers is a challenge. The most effective interventions have used a combination of strategies, incorporating technology (electronic prescribing decision support), personnel support (education, pharmacist intervention), organization (peer comparison, audit and feedback), and patient education (commitment posters, media campaigns).<sup>16–18</sup>

The goals of this study were to implement and evaluate initial effects of multifaceted low-cost interventions to decrease antibiotic use, and we focused on prescriptions within a geriatric clinic. We hypothesized that there would be inappropriate antibiotic selection and duration for common upper respiratory conditions especially bronchitis and sinusitis and that our intervention could decrease duration of prescribed antibiotics and increase prescription concordance with guidelines.

## Methods

We performed a quality improvement initiative at the University of Colorado Seniors Clinic to decrease antibiotic use in acute respiratory conditions. The intervention was targeted toward improving clinician knowledge and providing tools for clinicians to provide nonantibiotic recommendations to patients presenting with acute respiratory symptoms. This protocol was submitted to the Colorado Multiple Institutional Review Board, which did not consider it to be human subject research.

To obtain preintervention data, we collected antibiotic type, duration, and indication for antibiotic prescriptions for acute respiratory tract conditions from December 1, 2017, to May 31, 2018. Data were derived through a newly developed electronic health record report, incorporating diagnosis codes and prescription data on dose and duration. This report was validated over multiple months by a team of Epic software specialists (Epic, Verona, WI), clinical data managers, and infectious disease physicians. Acute respiratory tract infections included acute sinusitis, acute pharyngitis, acute otitis media, acute bronchitis, pneumonia, and acute exacerbation of chronic obstructive pulmonary disease (COPD).

The interventions performed included 4 components and was introduced in June 2018 in a stepwise design. First, an infectious disease physician (L.C.) attended a meeting with the clinic faculty to provide in-person education on antibiotic guidelines. One geriatric physician (S.C.) and the geriatric pharmacist (D.F.) were coinvestigators on this project and met at regular intervals with the infectious disease faculty throughout the project. The geriatric pharmacist was integrated in the clinic and was available for antibiotic-related questions during clinic hours. Second, in July 2018, we implemented electronic antibiotic order sets for common ambulatory infectious syndromes that were prepopulated with first- and second-line antibiotic choices, indications, and durations, and instructed providers on their availability and usage. Third, beginning in November 2018, patient education posters were displayed in the clinic waiting areas<sup>19</sup> (Supplementary Images 2 and 3). Finally, in January 2019, we rolled out viral prescription pads, which provided instructions and recommendations for symptomatic relief for a viral syndrome

**Table 1.** Characteristics of Geriatric Clinic Patients and Prescribing Providers

Characteristic	Before the Intervention, No. (%) <sup>a</sup>	After the Intervention, No. (%) <sup>b</sup>	<i>P</i> Value (0.66 for Total Prescriptions)
Patient age, median (IQR)	81 (76–86)	81 (76–87)	
<b>Patient sex</b>			.12
Male	84 (32)	64 (26)	
Female	179 (68)	185 (74)	
<b>Provider type for each prescription</b>			.90
Physician	186 (51)	168 (52)	
Advanced Practice provider	176 (49)	156 (48)	
<b>Encounter type</b>			.89
In-person visit	213 (59)	189 (58)	
Other encounter type	149 (41)	135 (42)	

<sup>a</sup>N = 362 total systemic antibiotic prescriptions including for respiratory and nonrespiratory infectious indications for 263 patients.

<sup>b</sup>N = 324 total systemic antibiotic prescriptions including for respiratory and nonrespiratory infectious indications for 249 patients.

(Supplementary Image 1). Comparison intervention data on antimicrobial prescriptions, indication, and duration were collected from December 1, 2018, to May 31, 2019, to avoid seasonal variation in antibiotic use.

## Statistical analysis

Antibiotic use data before and following all interventions were obtained for analysis. Antibiotic data after individual intervention were not compared because there was a delay in validating our database. Frequency and percent were calculated for categorical variables by indications for pre- and postintervention time points. Median durations and interquartile ranges (IQRs) were calculated for antibiotic use overall and for respiratory indications. Antibiotic use before and after the intervention was compared using linear mixed regression models with provider as a random effect. Estimates, 95% confidence intervals, and *P* values are reported. The duration of antibiotic was set to 5 for missing values for azithromycin, which were part of composite prescription orders. Number of antibiotic prescriptions for individual providers was calculated for pre- and postintervention periods. Significance was defined as *P* < .05 and all statistical analyses were conducted in SAS version 9.4 software (SAS Institute, Cary, NC).

## Results

Prior to the intervention, 362 total antibiotic prescriptions for 263 patients were given during 8,557 clinic visits, accounting for 42.3 antibiotic prescriptions per 1,000 clinic visits. Following the intervention, 324 antibiotic prescriptions were given during 8,442 clinic visits accounting for 38.3 prescriptions per 1,000 clinic visits, a decrease of 9.6%. Patients were similar in age and sex in the pre- and postintervention periods (Table 1).

Of the 362 antibiotic prescriptions given prior to the intervention, 137 prescriptions were given for acute respiratory tract infection, including 16 for bronchitis, 40 for sinusitis, and 47 for

**Table 2.** Change in Number and Duration of Antibiotic Prescriptions for Respiratory Infections

Indication	No. of Antibiotic Prescriptions		Duration, Median, (IQR) [Range, Days]		Estimated Change in Duration, Days (95% CI) <sup>a</sup>	P Value
	Before (n=137)	After (n=112)	Before	After		
Pneumonia	47	38	5 (5–10) [1–21]	5 (5–7) [3–10]	–0.9 (–2.0 to 0.2)	.11
Sinusitis	40	25	7 (7–10) [5–14]	7 (5–7) [2–10]	–2.0 (–3.1 to –1.0)	<.001
Pharyngitis	7	11	10 (5–10) [5–10]	5 (5–7) [5–10]	–2.5 (–4.6 to –0.5)	.02
COPD exacerbation	22	23	5 (5–5) [5–14]	5 (5–5) [5–10]	–0.8 (–1.9 to 0.3)	.13
Otitis	5	7	10 (7–10) [7–10]	5 (5–7) [5–7]	–3.2 (–5.2 to –1.3)	.008
Bronchitis	16	8	5 (5,5) [5–14]	5 (5–5) [5–5]	–0.7 (–2.4 to 1.0)	.41
Overall adjusting for indication	137	112	7 (5–10) [1–21]	5 (5–7) [2–10]	–1.3 (–1.9 to –0.8)	<.001

Note. IQR, interquartile range; COPD, chronic obstructive pulmonary disease.

<sup>a</sup>From linear mixed regression models.

pneumonia. Following the intervention, 112 prescriptions were given over the same duration for acute respiratory tract infections, including 8 for bronchitis, 25 for sinusitis, and 38 for pneumonia (Table 2). The most common indications for the 225 preintervention prescriptions and 212 postintervention prescriptions for antibiotics for nonrespiratory causes were urinary tract infection in 37% and skin and soft-tissue infections in 12%.

We observed a decrease in the duration of prescribed antibiotics for specific upper respiratory indications (summarized overall in Table 2 and by specific antibiotic in Table 3). The duration of antibiotic use significantly decreased between the pre- and postintervention periods for sinusitis (by 2.0 days), pharyngitis (by 2.5 days), and otitis (by 3.2 days); Table 2. We detected no significant difference in the duration of antibiotic use for pneumonia, COPD exacerbation, or bronchitis ( $P \geq .11$ ) (Table 2). For sinusitis, the 2 most prescribed antibiotics before the intervention were doxycycline (40%) and amoxicillin-clavulanate (27%) (Table 3). Following the intervention, amoxicillin (48%) and doxycycline (24%) were the 2 most prescribed antibiotics (Table 3). The timing of the prescription (within a clinic encounter vs other such as phone call) was similar between the periods (Table 1).

Lastly, we explored whether the change in prescriptions was driven by individual prescribers. Of the 362 antibiotic prescriptions before the intervention, 266 (72%) were given by 4 providers (Fig. 1). Following the intervention, the number of prescriptions for these 4 providers decreased to 195 (60%) of the total prescriptions given during this period. The change in antibiotic prescriptions was similar among both physicians and advanced practice providers.

## Discussion

In this pilot-phase quality improvement intervention, we first demonstrated the prevalence and types of inappropriate antibiotic prescribing in one of our clinics. We were able to accurately quantify the outpatient antibiotic use with the help of our newly created electronic report. By focusing on specific aspects of antibiotic

prescribing, we were then able to decrease the use of broad-spectrum antibiotics as well as total antibiotic use (ie, number of prescriptions, duration of antibiotics) for certain acute respiratory conditions through a multistep intervention. Using a low-cost, less resource-intensive approach, we were able to demonstrate a modest decrease in antibiotic use (10%), which is similar to that of a prior study by March-Lopez et al,<sup>20</sup> who reported a decrease of 17%. Another recent large study from the Veterans' Affairs health system showed an overall annual reduction of 3.9% from 2011–2018 across 1,200 outpatient clinics.<sup>21</sup>

One of the biggest challenges in implementing outpatient antimicrobial stewardship programs is the capability to appropriately track data of outpatient antibiotic use. Most prior studies have used large administrative claims database,<sup>5</sup> and evaluating institution and clinic-level data has been challenging. Here, we were able to utilize report-building tools in the electronic health record system (Epic software) to track all antibiotic prescriptions generated in the outpatient setting. This allowed us to measure the impact of our intervention on the prescription, indication, and duration of antibiotics.

Next, although antibiotic stewardship programs are most active in the inpatient setting, the most effective type of intervention for decreasing outpatient prescriptions is not known. Multiple different approaches have been tried to improve antibiotic prescribing including educational approaches, behavioral approaches, and technological support.<sup>16–18</sup> Multifaceted antimicrobial stewardship interventions have shown to be successful in decreasing antibiotic consumption and improving overall antibiotic use.<sup>20</sup> We implemented multiple low-cost interventions including an interactive session with providers, use of posters, and antibiotic order panels in the electronic record system. A flexible approach that can be tailored to individual clinic and practice settings has a better chance of being successful.

Our intervention was able to both decrease antibiotic prescriptions and better match the antibiotic and duration to guideline-based recommendations. In a prior study, we demonstrated that

**Table 3.** Antibiotics Most Commonly Prescribed for Respiratory Indications Before and After the Intervention

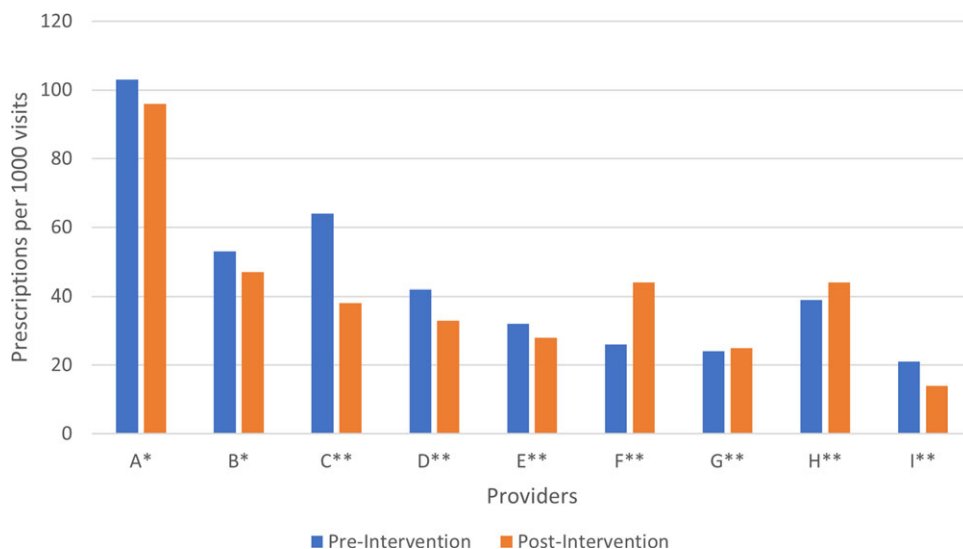
Respiratory Syndrome	Antibiotic, by Most Commonly Prescribed	Before the Intervention		After the Intervention	
		No.	Duration (Median, IQR) [Range] Days	No.	Duration (Median, IQR) [Range] Days
Pneumonia	Doxycycline	19	10 (7–10) [5–21]	12	5 (5–7) [5–10]
	Azithromycin	14	5 (5–5) [5–5]	15	5 (5–5) [5–10]
	Levofloxacin	10	4.5 (3–10) [1–10]	3	5 (5–7) [5–7]
	Amox/Clav	3	7 (5–7) [5–7]	4	5 (5–6) [5–7]
	Amoxicillin	1	5 (5–5) [5–5]	4	6 (4–7) [3–7]
Sinusitis	Doxycycline	16	7 (7–10) [5–14]	6	5 (5–7) [2–7]
	Amox/Clav	11	10 (7–10) [5–10]	3	5 (5–10) [5–10]
	Amoxicillin	10	7 (5–7) [5–10]	12	7 (7–7) [5–7]
	Azithromycin	1	5 (5–5) [5–5]	4	5 (5–5) [5–5]
	Other	2	10 (10–10) [10–10]	0	
Pharyngitis	Amoxicillin	5	10 (10–10) [10–10]	5	7 (7–7) [5–10]
	Azithromycin	2	5 (5–5) [5–5]	6	5 (5–5) [5–5]
COPD exacerbation	Azithromycin	16	5 (5–5) [5–5]	18	5 (5–5) [5–5]
	Doxycycline	4	10 (7.5–12) [5–14]	5	10 (5–10) [5–10]
	Amoxicillin	1	10 (10–10) [10–10]	0	
	Levofloxacin	1	7 (7–7) [7–7]	0	
URI, bronchitis, or not otherwise specified	Azithromycin	14	5 (5–5) [5–5]	8	5 (5–5) [5–5]
	Amox/Clav	1	14 (14–14) [14–14]	0	
	Doxycycline	1	7 (7–7) [7–7]	0	

Note. IQR, interquartile range; COPD, chronic obstructive pulmonary disease; URI, upper respiratory infection; Amox/Clav, amoxicillin-clavulanate.

81% of antibiotic prescriptions for acute sinusitis and 48% of antibiotic prescriptions for pharyngitis were inappropriate.<sup>22</sup> The types of prescribing errors differed between infections. For sinusitis, lack of an indication for antibiotics, and excessive duration of antibiotics were common errors. Excessive antibiotic duration was noted in ~50% of sinusitis patients. In other studies, the highest rates of unnecessary prescribing have been noted for acute bronchitis, acute sinusitis, and viral upper respiratory infections,<sup>6,13,23</sup> where azithromycin, fluoroquinolones, and amoxicillin-clavulanate comprise a majority of the inappropriate antibiotic prescriptions.<sup>7,8</sup> Consistent with these studies, azithromycin was the most prescribed antibiotic in our population as well. Before the intervention, the geriatric clinic had higher use of narrower-spectrum antibiotics, particularly doxycycline, compared to previous studies<sup>5,6</sup>; however, the

intervention was able to limit the duration of antibiotics for those already prescribed the appropriate agent.

Our intervention also targeted the prescriber. Prior research has shown that mid- or late-career providers and providers with high patient volumes tend to have a greater proportion of antibiotic prescriptions.<sup>13</sup> However, with our intervention, nearly all providers had a decrease in the number of total prescriptions (Fig. 1). As we were unable to provide a denominator for the number of visits presenting with respiratory symptoms, we cannot rule out that changes in prescribing may represent an increase or decrease in the number of patients presenting with symptoms and thus, differences in opportunities to implement the recommendations. Furthermore, the rate of antibiotic prescribing and the response to the intervention was similar among both advanced practice providers and physicians.



**Fig. 1.** Pre- and Post-Intervention Antibiotic Prescribing rate per 1000 visits, for individual providers descriptions of labels. Note. \*NP, nurse practitioner and \*\*MD, medical doctor.

As noted in prior studies, antibiotic prescriptions are frequently given without a face-to face encounter.<sup>8</sup> In our study, 41% of prescriptions were given outside a clinic encounter. Although these prescriptions may have followed an in-person or telehealth visit after results of a chest radiograph or blood work, others may have prescribed over the phone with limited patient evaluation. Many of these antibiotic practices are influenced by local prescribing practices and patient expectations, and it is important to understand the local culture to affect meaningful change.<sup>24</sup>

The strengths of our project include our stepwise, multi-component approach, partnership with a specific clinic, and development of an electronic reporting tool. However, our reporting tool may have missed antibiotic durations for some antibiotics (particularly azithromycin), caused some underestimation of antibiotic prescriptions if alternate methods of prescribing, for example written or telephone prescriptions were used. Furthermore, there may be a discrepancy between antibiotic prescription and actual antibiotic use. Additional limitations include our inability to evaluate change in prescriptions after each intervention and overlap between a couple of the interventions (patient education poster, viral prescription pads) with the postintervention data collection period.

In summary, low-cost interventions can be successfully used to improve antibiotic prescriptions to decrease overall outpatient antibiotic use. Longer-term sustainability of these interventions and scalability to other clinics and infectious syndromes should be evaluated.

**Supplementary material.** To view supplementary material for this article, please visit <https://doi.org/10.1017/ash.2021.238>

**Acknowledgments.** We thank the University of Colorado Seniors Clinic providers and staff and IT support: Susan Osman, Emily Boyer, UCHHealth Data Analytics Department.

**Financial support.** This project was funded in part through UCH CEPS Small Grant Program and the National Institutes of Health, National Institute on Aging (grant no. T32 AG000279).

**Conflicts of interest.** K.M.E. has received research funding from Gilead Sciences (paid to the University of Colorado) and has consulted for ViiV/GSK and Theratechnologies (paid to the University of Colorado). M.M. has received research funding from Merck (paid to the University of Colorado) and honoraria from Abbvie and the La Jolla speaker's bureau.

## References

1. Antibiotic Resistance Threats in the United States—2019. Centers for Disease Control and Prevention website. <https://www.cdc.gov/drugresistance/pdf/threats-report/2019-ar-threats-report-508.pdf>. Published 2019. Accessed December 1, 2021.
2. Key messages for primary care prescribers. European Centre for Disease Prevention and Control website. <http://ecdc.europa.eu/en/eaad/antibiotics/pages/messagesforprescribers.aspx>. Published 2014. Accessed December 1, 2021.
3. Fleming-Dutra KE, Hersh AL, Shapiro DJ, *et al*. Prevalence of inappropriate antibiotic prescriptions among US ambulatory care visits, 2010–2011. *JAMA* 2016;315:1864–1873.
4. Hersh AL, Fleming-Dutra KE, Shapiro DJ, Hyun DY, Hicks LA. Frequency of first-line antibiotic selection among US ambulatory care visits for otitis media, sinusitis, and pharyngitis. *JAMA Intern Med* 2016;176:1870–1872.
5. Durkin MJ, Jafarzadeh SR, Hsueh K, *et al*. Outpatient antibiotic prescription trends in the United States: a national cohort study. *Infect Control Hosp Epidemiol* 2018;39:584–589.
6. Havers FP, Hicks LA, Chung JR, *et al*. Outpatient antibiotic prescribing for acute respiratory infections during influenza seasons. *JAMA Netw Open* 2018;1:e180243.
7. van den Broek AK, van Hest RM, Lettinga KD, *et al*. The appropriateness of antimicrobial use in the outpatient clinics of three hospitals in the Netherlands. *Antimicrob Resist Infect Control* 2020;9:40.
8. Shively NR, Buehrle DJ, Clancy CJ, Decker BK. Prevalence of inappropriate antibiotic prescribing in primary care clinics within a Veterans' Affairs healthcare system. *Antimicrob Agents Chemother* 2018;62:e00337–18.
9. Shehab N, Patel PR, Srinivasan A, Budnitz DS. Emergency department visits for antibiotic-associated adverse events. *Clin Infect Dis* 2008; 47(6): 735–743. <https://doi.org/10.1086/591126>
10. Louie TJ, Miller MA, Crook DW, *et al*. Effect of age on treatment outcomes in *Clostridium difficile* infection. *J Am Geriatr Soc* 2013;61:222–230.
11. Cober ED, Malani PN. *Clostridium difficile* infection in the “oldest” old: clinical outcomes in patients aged 80 and older. *J Am Geriatr Soc* 2009;57:659–662.
12. Garey KW, Sethi S, Yadav Y, DuPont HL. Meta-analysis to assess risk factors for recurrent *Clostridium difficile* infection. *J Hosp Infect* 2008;70: 298–304.
13. Silverman M, Povitz M, Sontrop JM, *et al*. Antibiotic prescribing for non-bacterial acute upper respiratory infections in elderly persons. *Ann Intern Med* 2017;166:765–774.
14. National action plan for combating antibiotic-resistant bacteria. The White House website. [https://www.whitehouse.gov/sites/default/files/docs/national\\_action\\_plan\\_for\\_combating\\_antibiotic-resistant\\_bacteria.pdf](https://www.whitehouse.gov/sites/default/files/docs/national_action_plan_for_combating_antibiotic-resistant_bacteria.pdf). Published 2017. Accessed December 1, 2021.

15. Sanchez GV, Fleming-Dutra KE, Roberts RM, Hicks LA. Core elements of outpatient antibiotic stewardship. *MMWR Recomm Rep* 2016;65:1–12.
16. Gerber JS, Prasad PA, Fiks AG, *et al*. Effect of an outpatient antimicrobial stewardship intervention on broad-spectrum antibiotic prescribing by primary care pediatricians: a randomized trial. *JAMA* 2013;309:2345–2352.
17. Ellis K, Rubal-Peace G, Chang V, Liang E, Wong N, Campbell S. Antimicrobial stewardship for a geriatric behavioral health population. *Antibiotics (Basel)* 2016;5(1):8.
18. Kasset N, Sham R, Aleong R, Yang D, Kirzner M, Craft A. Impact of antimicrobial stewardship on physician practice in a geriatric facility. *Can J Hosp Pharm* 2016;69:460–465.
19. Antibiotic Prescribing and Use in Doctor's Offices Centers for Disease Control and Prevention website. <https://www.cdc.gov/antibiotic-use/community/materials-references/print-materials/index.html>. Accessed December 1, 2021.
20. March-Lopez P, Madridejos R, Tomas R, *et al*. Impact of a multifaceted antimicrobial stewardship intervention in a primary health care area: a quasi-experimental study. *Front Pharmacol* 2020;11:398.
21. Appaneal H, Liao X, Lopes V, *et al*. National trends in outpatient antibiotic use in the United States—2011 to 2018. Presented at: ECCMID 2021; July 9–12, 2021 (virtual meeting).
22. Chauhan L, Young H, Knepper BC, Shihadeh KC, Jenkins TC. Appropriateness of antibiotic prescriptions for acute sinusitis and pharyngitis in an integrated healthcare system. *Infect Control Hosp Epidemiol* 2018;39:991–993.
23. Schwartz KL, Langford BJ, Daneman N, *et al*. Unnecessary antibiotic prescribing in a Canadian primary care setting: a descriptive analysis using routinely collected electronic medical record data. *CMAJ Open* 2020;8:E360–E369.
24. Charani E, Castro-Sanchez E, Holmes A. The role of behavior change in antimicrobial stewardship. *Infect Dis Clin N Am* 2014;28:169–175.