


 Cite this: *RSC Adv.*, 2020, 10, 24862

 Received 19th May 2020
 Accepted 18th June 2020

DOI: 10.1039/d0ra05295g

rsc.li/rsc-advances

Electrochemically driven, cobalt–carbon bond-mediated direct intramolecular cyclic and acyclic perfluoroalkylation of (hetero)arenes using $X(CF_2)_4X^\ddagger$

 Luxia Cui,^a Toshikazu Ono,^{ID}*^{ab} Md. Jakir Hossain[‡]^a and Yoshio Hisaeda^{ID}*^{ab}

A proof-of-concept for the one-step, synthetically challenging cyclic and acyclic perfluoroalkylation of (hetero)arenes driven by the valence change of a vitamin B₁₂ derivative as a cobalt catalyst in the presence of fluoroalkylating reagents $X(CF_2)_4X$ is presented. The consecutive formation of cobalt–carbon bonds and generation of fluoroalkyl radicals by homolysis are the key steps for the reaction to proceed.

The cobalt–carbon (Co–C) bond is recognized as a crucial catalytic intermediate, and has been extensively studied for radical-mediated reactions in the fields of bioinorganic and organometallic chemistry.^{1–7} In particular, fluorine substitution of aromatic compounds is an interesting research topic due to the dramatic impact of this reaction on the physical, chemical, and biological properties of the substrates.^{8–11} In this context, methods for the stoichiometric or catalytic mono-, di-, and trifluoromethylation, and other perfluoroalkylations of (hetero)arenes have been extensively studied.^{12–20} Nonetheless, catalytic radical fluoroalkylation mediated by Co–C intermediates is still less explored. Recently, our group has investigated electrochemically driven, radical fluoroalkylation reactions using the vitamin B₁₂ derivative, heptamethyl cobyrinate perchlorate [Cob(II)7C₁ester]ClO₄ (C1), as a cobalt catalyst and fluoroalkylating reagents such as BrCF₂COOEt, CF₃I, and R_fI (Scheme 1(a and b)).^{21,22} These reactions proceed as follows: first, the Co(I) species is generated from C1 by controlled-potential electrolysis at –0.8 V vs. Ag/AgCl, and it quickly reacts with the fluoroalkylating reagent, e.g., R_fI, to form a Co(III)–R_f complex. The Co(III)–R_f complex releases a R_f radical under visible-light irradiation (≥420 nm). Finally, the generated R_f radical reacts with nonactivated (hetero)arenes to afford the fluoroalkylated product. Despite these advances, the radical

fluoroalkylation *via* homolysis of a Co–C bond cannot be clearly distinguished from the reaction obtained by directly reducing fluoroalkylating agents with conventional photoredox catalysts. This situation motivated us to explore in more detail the radical-generating ability from the homolysis of a Co–C bond. Herein, we investigated the intramolecular fluoroalkylating cyclization of (hetero)arenes promoted by formation of a Co–C bond and subsequent generation of fluoroalkyl radicals by homolysis in the presence of the dihalogenated fluoroalkylating reagents $X(CF_2)_4X$ (Scheme 1(c)).

We selected $X(CF_2)_nX$ as alkylating reagents because, although the $-(CF_2)_n-$ moiety is becoming increasingly important for a diverse array of functional compounds,^{23–27} methods for the construction of fluoroalkyl-containing rings on aromatic compounds are still scarce. Although a number of studies have been reported in this regard, stoichiometric or harsh conditions are normally required.^{23,25,28,29} To the best of our knowledge, Co–C bond mediated one-step catalytic C–H intramolecular fluoroalkylating cyclization of unactivated (hetero)arenes through an electrocatalytic method under mild conditions has not been explored yet.

In this study, we demonstrate an electrolysis-driven, intramolecular fluoroalkylating cyclization of (hetero)arenes using dihalogenated fluoroalkylating reagents ($X(CF_2)_4X$; X = I, Br) and the vitamin B₁₂ derivative (C1) as cobalt catalyst under mild conditions. We also present that $X(CF_2)_nX$ ($n = 4, 6$) can serve as a $-(CF_2)_nH$ source especially in the presence of methanol (CH₃OH) solvent, leading to an acyclic perfluoroalkylated compound containing the $-(CF_2)_nH$ functional group (Scheme 1(c)). This is the first report on catalytic Co–C bond-mediated intramolecular cyclic and acyclic perfluoroalkylation of (hetero)arenes through an electrochemical method, which provides a new method for the preparation of a large number of synthetically important functional compounds. Although the

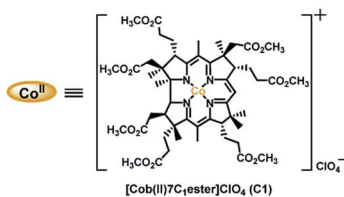
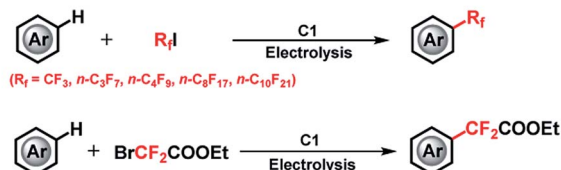
^aDepartment of Chemistry and Biochemistry, Graduate School of Engineering, Kyushu University 744 Motoooka, Nishi-ku, Fukuoka 819-0395, Japan. E-mail: tono@mail.cstm.kyushu-u.ac.jp; yhisatcm@mail.cstm.kyushu-u.ac.jp

^bCenter for Molecular Systems (CMS), Kyushu University 744 Motoooka, Nishi-ku, Fukuoka 819-0395, Japan

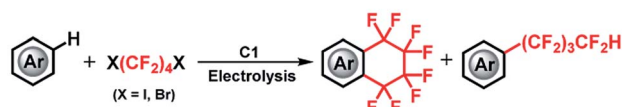
† Electronic supplementary information (ESI) available. CCDC 2004379–2004382. For ESI and crystallographic data in CIF or other electronic format see DOI: 10.1039/d0ra05295g

‡ Current address: Department of Chemistry, Begum Rokeya University, Park Mor, Modern, Rangpur-5404, Bangladesh.



(a) Cobalt catalyst: vitamin B₁₂ derivative (C1)(b) Previous works^{21, 22}

(c) This work



Scheme 1 (a) Molecular structure of C1. (b) Trifluoromethylation, perfluoroalkylation and difluoroacylation of (hetero)arenes catalyzed by C1. (c) This work.

electrochemically enabled fluoroalkylation strategies^{30–35} have increasingly emerged in recent years, this work should provide a new insight into various fields.

To investigate the abovementioned fluoroalkylation reactions, we firstly focused on the redox behaviour of C1 as catalyst in the presence or absence of octafluoro-1,4-diiodobutane (1,4-C₄F₈I₂) in CH₃OH by cyclic voltammetry (CV) at a scan rate of 100 mV s⁻¹ under nitrogen (Fig. S1†). We observed a reversible

Co(II)/Co(I) redox couple of C1 at -0.63 V vs. Ag/AgCl. After adding 2 eq. 1,4-C₄F₈I₂ to C1, the voltammetric pattern was changed, and a new irreversible reduction wave at ca. -0.76 V vs. Ag/AgCl appeared. This can be ascribed to the reduction of the fluoroalkylated derivative of C1, which suggested the suitability of C1 for this molecular transformation. Subsequently, we conducted the fluoroalkylation of (hetero)arenes using 1,4-dimethoxybenzene (**1**) as the model substrate and 1,4-C₄F₈I₂ as a perfluoroalkylating source in the presence of C1 (1 mol%) catalyst at room temperature employing an electrochemical approach (Fig. S2†). The CV results indicated that the electrolysis potential at -0.8 V vs. Ag/AgCl is suitable for this fluoroalkylation reaction, which was in associating with our previous work.²¹

The optimized results of the reaction are summarized in Table 1. Firstly, an extensive screening involving the solvent, flow rate and amounts of fluoroalkylating reagent, cathode, other vitamin B₁₂ model complex (C2), and visible-light irradiation afforded the optimal conditions (see the ESI in Table S1, Fig. S3 and S4†). The results initially provided us with some optimal reaction conditions, such as carbon felt as the cathode, C1 as the cobalt catalyst and visible-light irradiation. Subsequently, we firstly continued to perform the reaction with the flow rate of 1,4-C₄F₈I₂ (0.5 eq. of substrate per 1 h, 6 eq. in total) for 12 h, yielding the desired products **1a** (13%) and **1b** (22%) (Table 1, entry 1). Furthermore, we found that visible-light irradiation condition promoted the better transformation of **1**, giving rise to a relatively higher yield of **1a** (24%) and **1b** (41%) (Table 1, entry 2; Fig. S3†). Using other alcohol solvents and DMSO all led to incomplete conversions and lower yields (Table 1, entries 3–5). To accelerate the catalytic reaction, -1.2 V vs. Ag/AgCl was chosen as the electrolysis potential, which afforded similar yields for both desired products (Table 1, entry 6)

Table 1 Optimization of the reaction conditions for the fluoroalkylation of **1** with 1,4-C₄F₈I₂^a

Entry	Potential (V) vs. Ag/AgCl	Solvent ^b	Conversion ^c (%)	1a , Yield ^c (%)	1b , Yield ^c (%)	Total yield ^c (%)
1 ^d	-0.8 V	CH ₃ OH	86	13	22	35
2	-0.8 V	CH ₃ OH	>99	24	41	65
3	-0.8 V	Ethanol	38	3	9	12
4	-0.8 V	1-Propanol	53	4	12	16
5	-0.8 V	DMSO	77	3	4	7
6	-1.2 V	CH ₃ OH	>99	24	38	62
7 ^e	-1.2 V	CH ₃ OH	75	2	9	11

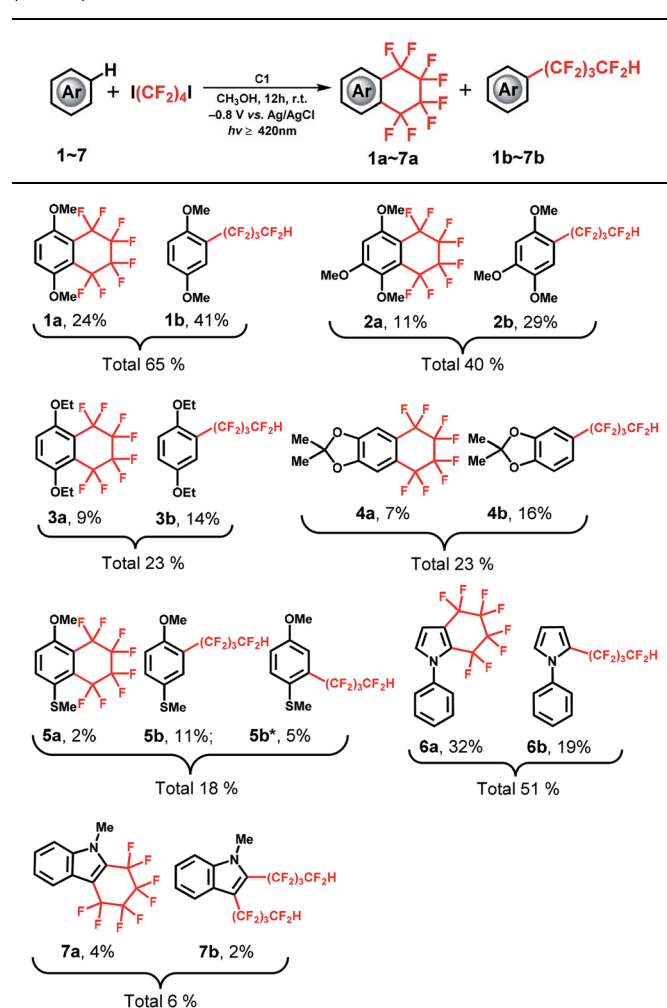
^a Reaction conditions: [C1] = 5.0 × 10⁻⁴ M; [1,4-dimethoxybenzene (**1**)] = 5.0 × 10⁻² M; [1,4-C₄F₈I₂] = 0.5 eq. of substrate per 1 h, 6 eq. in total; reaction time: 12 h; [*n*-Bu₄NClO₄] = 0.1 M; with visible light (≥420 nm); decafluorobiphenyl (C₁₂F₁₀) as the internal standard. Working electrode (WE): carbon felt; counter electrode (CE): Zn plate; reference electrode (RE): Ag/AgCl (3.0 M NaCl aq.). ^b Abbreviations: CH₃OH, methanol; DMSO, dimethyl sulfoxide. ^c The conversions and yields are based on the initial concentration of 1,4-dimethoxybenzene (**1**) and were determined by gas chromatography-mass spectrometry (GC-MS). ^d In the absence of visible-light irradiation. ^e In the dark.

compared with the reaction performed under a potential of -0.8 V vs. Ag/AgCl (Table 1, entry 2). Additionally, the dark condition was optimized at -1.2 V vs. Ag/AgCl and resulted in **1a** of 2% yield and **1b** of 9% yield, which confirms the efficiency of visible-light irradiation for the fluoroalkylation (Table 1, entry 7). Notably, the reaction was inhibited in the presence of the radical scavenging reagents 5,5-dimethyl-1-pyrroline *N*-oxide (DMPO) and *N*-tert-butyl- α -phenylnitron (PBN), and no formation of the desired products **1a** and **1b** was observed. Indeed, a signal attributable to the PBN spin adduct was detected by electron spin resonance experiment (Fig. S5[†]). These results indicate that some radical intermediates were formed during the reaction process. On the basis of these results, the optimized condition for the controlled-potential electrolysis was established at -0.8 V vs. Ag/AgCl in CH₃OH with 6 eq. 1,4-C₄F₈I₂ reagent of aromatic substrate in the presence of **C1** catalyst (1 mol%) for 12 h at room temperature (Table 1, entry 2).

With the optimized reaction conditions in hand, we evaluated the scope of the **C1**-mediated direct fluoroalkylation of (hetero)arenes (Fig. 1 and Table 2). As shown in Fig. 1, other two fluoroalkylating reagents, 1,4-dibromooctafluorobutane (1,4-C₄F₈Br₂) and dodecafluoro-1,6-diiodohexane (1,6-C₆F₁₂I₂), were examined for these attractive fluoroalkylations. The two desired fluoroalkylated products **1a** and **1b** were obtained in lower yields using 1,4-C₄F₈Br₂ (5% and 16%, respectively), indicating that the latter exhibited lower reactivity than 1,4-C₄F₈I₂. Moreover, after examining the reactivity of long-chain fluoroalkylating reagent (1,6-C₆F₁₂I₂), a moderate yield of 51% was obtained for the selective formation of acyclic perfluoroalkylated arene **1c**, whereas the product of the intramolecular fluoroalkylating cyclization of **1** was not detected. This suggests that the intramolecular cyclization depends on the number of $-\text{CF}_2-$ units of the $(\text{CF}_2)_n$ group. These results indicated that 1,4-C₄F₈I₂ was the best fluoroalkylating reagent, and it was used for further expanding the substrate scope of the reaction.

Thus, several (hetero)arenes (**2–7**) were evaluated for these transformations under the standard conditions (Table 2). The substrate 1,2,4-trimethoxybenzene (**2**) underwent this transformation, affording **2a** and **2b** in 11% and 29% yield, respectively. Other aromatic compounds, such as 1,4-diethoxybenzene (**3**) and 2,2-dimethyl-1,3-benzodioxole (**4**) also showed good

Table 2 Substrate scope of electrochemical fluoroalkylation of (hetero)arenes^a



^a Reaction conditions: [**C1**] = 5.0×10^{-4} M; [substrate (**1–7**)] = 5.0×10^{-2} M; [1,4-C₄F₈I₂] = 0.5 eq. of substrate per 1 h, 6 eq. in total; reaction time: 12 h; [*n*-Bu₄NClO₄] = 0.1 M; decafluorobiphenyl (C₁₂F₁₀) as the internal standard. WE: carbon felt; CE: Zn plate; RE: Ag/AgCl (3.0 M NaCl aq.). The yields are based on the initial concentration of aromatic substrate and were determined by gas chromatography-mass spectrometry (GC-MS).

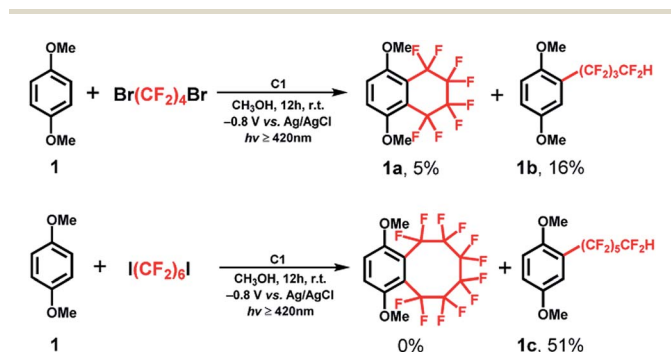


Fig. 1 Optimization of the reaction conditions with other fluoroalkylating reagents such as 1,4-C₄F₈Br₂ and 1,6-C₆F₁₂I₂.

tolerance to the reaction conditions, yielding the desired products **3a** and **3b** in 9% and 14% yield and **4a** and **4b** in 7% and 16% yield, respectively. In addition, 4-methoxythioanisole (**5**) was examined, and the cyclic perfluoroalkylated product **5a** was obtained in 2% yield, along with acyclic products **5b** and **5b*** in 11% and 5% yield, respectively. Fortunately, the substrate 1-phenylpyrrole (**6**) reacted completely with 1,4-C₄F₈I₂ under the standard conditions, providing fluoroalkylated products **6a** in 32% yield and **6b** in 19% yield. Moreover, this C–H fluoroalkylation could be extended to 1-methylindole (**7**), yielding the cyclic fluoroalkylated product **7a** in 4% yield. Interestingly, the $-(\text{CF}_2)_4\text{H}$ group could be introduced at two positions of the indole ring, yielding the **7b** product in 2% yield. Although moderate to low yields and selectivity are obtained

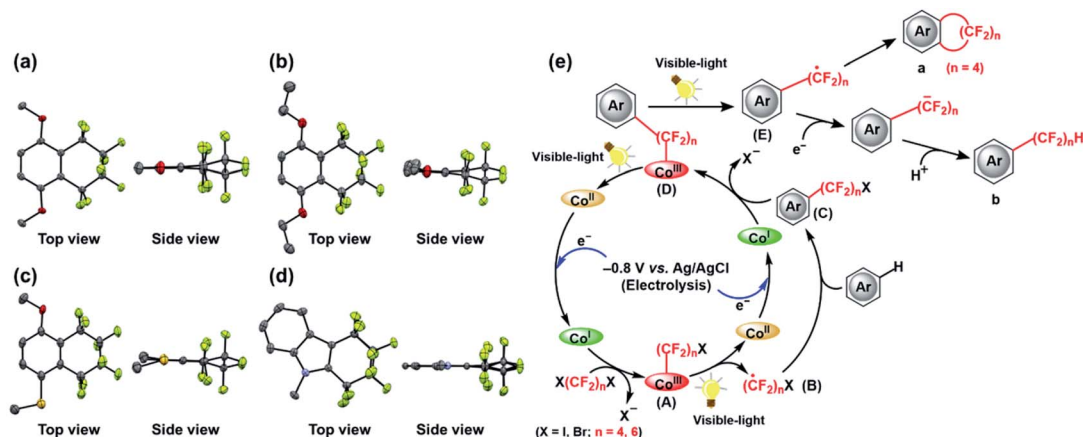


Fig. 2 Crystal structures of (a) 1a, (b) 3a, (c) 5a, and (d) 7a, showing displacement ellipsoids at the 50% probability level. Hydrogen atoms have been omitted for clarity. Color code: C, gray; N, light blue; O, red; F, light green; S, yellow. (e) Mechanistic study of radical fluoroalkylation mediated by C1.

mainly due to other by-products formation, these results demonstrate that this method for the electrochemically-driven C1-catalyzed intramolecular cyclic and acyclic perfluoroalkylation of aromatic compounds containing the $-(CF_2)_n-$ group provides a useful tool for the modification of multifunctionalized molecules. The crystal structures of cyclic perfluoroalkylated compounds (1a, 3a, 5a and 7a) are shown in Fig. 2(a)–(d). On the basis of the above experimental results and the previously reported studies,^{21,22} we propose the preliminary reaction mechanism illustrated in Fig. 2(e).

Firstly, the potential at -0.8 V vs. Ag/AgCl gives rise to a supernucleophilic Co(i) species as the key intermediate during the whole catalytic process. Subsequently, the Co(i) species reacts with $X(CF_2)_nX$ ($X = I, Br; n = 4, 6$), yielding the intermediate Co(III)– $(CF_2)_nX$ complex (A) with the concomitant release of a halogen ion X^- .³⁶ Formation of the key perfluoroalkylated radical intermediate $\cdot(CF_2)_nX$ (B) is then accomplished *via* photodynamically driven homolytic Co(III)– $(CF_2)_nX$ (A) cleavage, and (B) then reacts with the nonactivated (hetero)arenes to afford another crucial intermediate (hetero)arene– $(CF_2)_nX$ (C). Similarly, this complex reacts with the Co(i) species to form the Co(III)– $(CF_2)_n$ –(hetero)arene (D), along with the release of another X^- . The homolysis of this Co(III)–C bond provides a radical adduct $\cdot(CF_2)_n$ –(hetero)arene (E) that undergoes intramolecular addition to the aromatic substrate to furnish the cyclic fluoroalkylated product **a**. This intramolecular cyclization proceeds in the case of $n = 4$. At the same time, a single-electron transfer to $\cdot(CF_2)_n$ –(hetero)arene (E) proceeds to give the corresponding radical anion, which is then protonated to form the final acyclic perfluoroalkylated product **b**. Overall, the reactions are driven by the consecutive formation of Co–C bonds and the formation of a fluoroalkyl radical species by homolysis, which is a very rare example up to date. A relatively high turnover number (TON) of 130 was observed due to the inherent high stability of the vitamin B₁₂ framework, indicating the significant factor of Co–C bond for these molecular transformations. At this stage, isolation of the Co(III)–R_f species (A), (D) and (C) intermediate under the described conditions was not attempted.

In conclusion, we have developed an electrochemically driven, cobalt(III)–carbon bond-mediated direct C–H radical intramolecular fluoroalkylating cyclization and acyclic perfluoroalkylation of (hetero)arenes using $X(CF_2)_nX$ as fluoroalkylating reagent and a vitamin B₁₂ derivative as a cobalt catalyst. This protocol provides a new direction for one-step synthesis of cyclic perfluoroalkylated (hetero)arenes with a C₄F₈-containing six-membered ring and acyclic perfluoroalkylated compounds containing $-C_4F_8H$ group, which cannot be obtained by the stoichiometric reactions. Although yields and selectivity still have room for improvement, and electron-rich compounds are required as substrates, these new reactions proceeding under mild conditions are valuable as a proof-of-concept from the viewpoint of bioinorganic and organometallic chemistry. Mechanistic studies, substrate variations, and improvement of selectivity for these perfluoroalkylated compounds are still underway in our laboratory.

Conflicts of interest

There are no conflicts to declare.

Acknowledgements

This work was supported by JSPS KAKENHI grant numbers JP17H04875, JP16H06514, JP18H04265 and JP19K22204. This work was also supported by the Nissan Chemical Corporation.

Notes and references

- 1 G. Pattenden, *Chem. Soc. Rev.*, 1988, 17, 361.
- 2 B. Giese, J. Hartung, J. He, O. Hüter and A. Koch, *Angew. Chem., Int. Ed. Engl.*, 1989, 28, 325.
- 3 M. Giedyk, K. Goliszewska and D. Gryko, *Chem. Soc. Rev.*, 2015, 44, 3391.
- 4 K. Tahara, L. Pan, T. Ono and Y. Hisaeda, *Beilstein J. Org. Chem.*, 2018, 14, 2553.

- 5 J. Demarteau, A. Debuigne and C. Detrembleur, *Chem. Rev.*, 2019, **119**, 6906.
- 6 M. Ociepa and D. Gryko, in *Cobalt Catalysis in Organic Synthesis: Methods and Reactions*, 2020, p. 417.
- 7 M. Ociepa, A. J. Wierzba, J. Turkowska and D. Gryko, *J. Am. Chem. Soc.*, 2020, **142**, 5355.
- 8 K. Müller, C. Faeh and F. Diederich, *Science*, 2007, **317**, 1881.
- 9 S. Purser, P. R. Moore, S. Swallow and V. Gouverneur, *Chem. Soc. Rev.*, 2008, **37**, 320.
- 10 M. Bassetto, S. Ferla and F. Pertusati, *Future Med. Chem.*, 2015, **7**, 527.
- 11 S. Caron, *Org. Process Res. Dev.*, 2020, **24**, 470.
- 12 L. Chu and F.-L. Qing, *Acc. Chem. Res.*, 2014, **47**, 1513.
- 13 C. Ni, M. Hu and J. Hu, *Chem. Rev.*, 2015, **115**, 765.
- 14 C. Ni and J. Hu, *Chem. Soc. Rev.*, 2016, **45**, 5441.
- 15 S. Barata-Vallejo, M. V. Cooke and A. Postigo, *ACS Catal.*, 2018, **8**, 7287.
- 16 X. Li, X. Shi, X. Li and D. Shi, *Beilstein J. Org. Chem.*, 2019, **15**, 2213.
- 17 S. Barata-Vallejo and A. Postigo, *Molecules*, 2019, **24**, 4483.
- 18 J. Zhou, F. Wang, Z. Lin, C. Cheng, Q. Zhang and J. Li, *Org. Lett.*, 2020, **22**, 68.
- 19 W. Zhang, X.-X. Xiang, J. Chen, C. Yang, Y.-L. Pan, J.-P. Cheng, Q. Meng and X. Li, *Nat. Commun.*, 2020, **11**, 638.
- 20 T. Mao, M.-J. Ma, L. Zhao, D.-P. Xue, Y. Yu, J. Gu and C.-Y. He, *Chem. Commun.*, 2020, **56**, 1815.
- 21 M. J. Hossain, T. Ono, K. Wakiya and Y. Hisaeda, *Chem. Commun.*, 2017, **53**, 10878.
- 22 M. J. Hossain, T. Ono, Y. Yano and Y. Hisaeda, *ChemElectroChem*, 2019, **6**, 4199.
- 23 P. T. Kaplan, L. Xu, B. Chen, K. R. McGarry, S. Yu, H. Wang and D. A. Vacic, *Organometallics*, 2013, **32**, 7552.
- 24 J. Charpentier, N. Früh, S. Foser and A. Togni, *Org. Lett.*, 2016, **18**, 756.
- 25 K. C. Rippey, E. V. Bukovsky, T. T. Clikeman, Y.-S. Chen, G.-L. Hou, X.-B. Wang, A. A. Popov, O. V. Boltalina and S. H. Strauss, *Chem.-Eur. J.*, 2016, **22**, 874.
- 26 L. Li, C. Ni, Q. Xie, M. Hu, F. Wang and J. Hu, *Angew. Chem., Int. Ed.*, 2017, **56**, 9971.
- 27 X.-P. Fu, X.-S. Xue, X.-Y. Zhang, Y.-L. Xiao, S. Zhang, Y.-L. Guo, X. Leng, K. N. Houk and X. Zhang, *Nat. Chem.*, 2019, **11**, 948.
- 28 H.-P. Cao, J.-C. Xiao and Q.-Y. Chen, *J. Fluorine Chem.*, 2006, **127**, 1079.
- 29 I. V. Kuvychko, C. Dubceac, S. H. M. Deng, X.-B. Wang, A. A. Granovsky, A. A. Popov, M. A. Petrukhina, S. H. Strauss and O. V. Boltalina, *Angew. Chem., Int. Ed.*, 2013, **52**, 7505.
- 30 H. Mei, R. Pajkert, L. Wang, Z. Li, G.-V. Rösenthaller and J. Han, *Green Chem.*, 2020, **22**, 3028.
- 31 A. Claraz, T. Courant and G. Masson, *Org. Lett.*, 2020, **22**, 1580.
- 32 Z. Zou, W. Zhang, Y. Wang, L. Kong, G. Karotsis, Y. Wang and Y. Pan, *Org. Lett.*, 2019, **21**, 1857.
- 33 S. Zhang, L. Li, J. Zhang, J. Zhang, M. Xue and K. Xu, *Chem. Sci.*, 2019, **10**, 3181.
- 34 P. Xiong, H.-H. Xu, J. Song and H.-C. Xu, *J. Am. Chem. Soc.*, 2018, **140**, 2460.
- 35 G.-Y. Dou, Y.-Y. Jiang, K. Xu and C.-C. Zeng, *Org. Chem. Front.*, 2019, **6**, 2392.
- 36 T. Ono, K. Wakiya, M. J. Hossain, H. Shimakoshi and Y. Hisaeda, *Chem. Lett.*, 2018, **47**, 979.