

Review

Seed Priming with Phytohormones: An Effective Approach for the Mitigation of Abiotic Stress

Mohammad Saidur Rhaman ^{1,2}, Shahin Imran ³ , Farjana Rauf ¹, Mousumi Khatun ², Carol C. Baskin ^{4,5}, Yoshiyuki Murata ²  and Mirza Hasanuzzaman ^{6,*} 

- ¹ Department of Seed Science and Technology, Bangladesh Agricultural University, Mymensingh 2202, Bangladesh; saidur69bau@gmail.com (M.S.R.); farjanaraufrakhi@gmail.com (F.R.)
² Department of Bio-functional Chemistry, Okayama University, Okayama 700-8530, Japan; mou151bau@gmail.com (M.K.); muta@cc.okayama-u.ac.jp (Y.M.)
³ Department of Agronomy, Khulna Agricultural University, Khulna 9202, Bangladesh; shahinimran124@gmail.com
⁴ Department of Biology, University of Kentucky, Lexington, KY 40546-0091, USA; ccbask0@uky.edu
⁵ Department of Plant and Soil Sciences, University of Kentucky, Lexington, KY 40546-0091, USA
⁶ Department of Agronomy, Faculty of Agriculture, Sher-e-Bangla Agricultural University, Dhaka 1207, Bangladesh
* Correspondence: mhzsauag@yahoo.com

Abstract: Plants are often exposed to abiotic stresses such as drought, salinity, heat, cold, and heavy metals that induce complex responses, which result in reduced growth as well as crop yield. Phytohormones are well known for their regulatory role in plant growth and development, and they serve as important chemical messengers, allowing plants to function during exposure to various stresses. Seed priming is a physiological technique involving seed hydration and drying to improve metabolic processes prior to germination, thereby increasing the percentage and rate of germination and improving seedling growth and crop yield under normal and various biotic and abiotic stresses. Seed priming allows plants to obtain an enhanced capacity for rapidly and effectively combating different stresses. Thus, seed priming with phytohormones has emerged as an important tool for mitigating the effects of abiotic stress. Therefore, this review discusses the potential role of priming with phytohormones to mitigate the harmful effects of abiotic stresses, possible mechanisms for how mitigation is accomplished, and roles of priming on the enhancement of crop production.

Keywords: abscisic acid; abiotic stress; auxin; phytohormones; salicylic acid; stress signaling



Citation: Rhaman, M.S.; Imran, S.; Rauf, F.; Khatun, M.; Baskin, C.C.; Murata, Y.; Hasanuzzaman, M. Seed Priming with Phytohormones: An Effective Approach for the Mitigation of Abiotic Stress. *Plants* **2021**, *10*, 37. <https://doi.org/10.3390/plants10010037>

Received: 27 November 2020

Accepted: 22 December 2020

Published: 25 December 2020

Publisher's Note: MDPI stays neutral with regard to jurisdictional claims in published maps and institutional affiliations.



Copyright: © 2020 by the authors. Licensee MDPI, Basel, Switzerland. This article is an open access article distributed under the terms and conditions of the Creative Commons Attribution (CC BY) license (<https://creativecommons.org/licenses/by/4.0/>).

1. Introduction

Due to the consequences of global warming, crop production and productivity are hampered in many localities. Different environmental constraints, such as drought, salinity, heat, cold, and heavy metals, can seriously affect plant growth and development [1–4]. The early stages of plants, such as seed germination and seedling establishment, are susceptible to these environmental constraints [5,6]. In this era, much attention has been given to developing approaches to alleviate the constraints of abiotic stresses on seed germination. Different physiological and non-physiological techniques are available for enhancing seed germination as well as alleviating abiotic stresses. Seed priming is a low-cost and effective physiological and biochemical process that stimulates seed germination, enhances morphological parameters, and improves plant growth and development under abiotic stress [7–11]. Plant hormones are known as phytohormones or plant growth regulators (PGRs). Phytohormones are chemical molecules produced by plants and have important roles in regulating plant growth and development. Auxins (IAAs), cytokinins (CKs), gibberellins (GAs), abscisic acid (ABA), salicylic acid (SA), and ethylene (ET) are well-known phytohormones that are essential for plant growth and development [8,12]. Phytohormones function as important chemical

messengers and modulate many cellular processes in plants, and they can coordinate different signaling pathways during exposure to abiotic stresses [13,14]. Several studies have reported that phytohormones can interact with each other and manage the physiology of plants exposed to different biotic and abiotic stresses [15–18].

Seed priming with hormone solutions is referred to as hormonal priming, and hormonal seed priming plays an important role in seed metabolism [9]. Currently, hormonal seed priming is a commonly used technique to improve seed germination, seedling growth, and crop yield in adverse conditions [19–21]. Ensuring better germination and seedling vigor by seed priming would result in healthy and productive plants under adverse conditions (Figure 1).

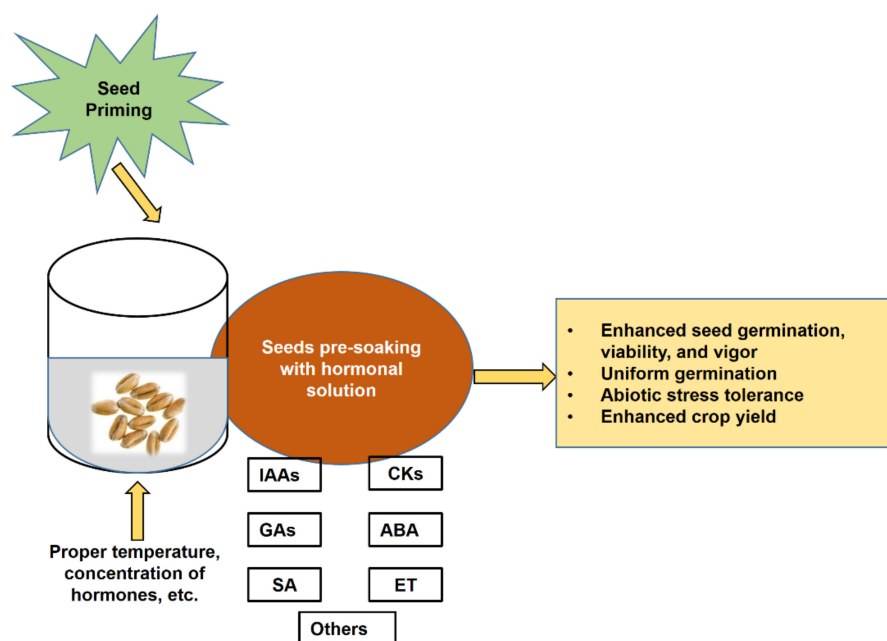


Figure 1. Schematic model showing possible effects of seed priming with phytohormones.

In hormonal seed priming, seeds are pre-soaked with an optimal concentration of phytohormone, which enhances germination, seedling growth, and yield by increasing nutrient uptake through enhanced physiological activities and root production [22,23]. Seed priming with phytohormones has been studied in a range of crop species, and it modulates many physiological processes such as growth and development, respiration, and transpiration [24–26]. Phytohormones have a significant role in the biochemical, defense, and signaling pathways of plants [12]. Many researchers are working to develop effective approaches to alleviate abiotic stresses and enhance crop production. Seed priming with phytohormones can modulate the biochemical and molecular mechanisms making plants capable of tolerating these abiotic stresses, and these techniques are now very promising. Thus, the purpose of this review is to summarize the current understanding of the regulation of abiotic stresses through phytohormone priming and its future promise. Therefore, this review discusses hormonal seed priming and its role in stress mitigation, mechanisms of action of the hormones, and benefits for crop production in the future.

2. Commonly Used PGRs in Seed Priming

Among the plant growth regulators, IAAs, CKs, GAs, ABA, SA, and ET are commonly used in seed priming. In addition, methyl jasmonate (MeJA) and strigolactone have also been used in seed priming.

2.1. Auxin

The IAAs were the first identified and are most well-known phytohormone that demonstrates a vital role in modulating plant growth and developmental processes such as root growth, cell elongation, vascular differentiation, and apical dominance [27,28]. IAAs promote plant growth not only under normal conditions but also under different stress conditions [29] (Figure 2). In higher plants, IAAs mainly exist in the form of IAA conjugates, and they are the primary free endogenous auxin involved in plant developmental processes such as lateral root formation. The exogenous application of IAAs induces the formation of adventitious roots [30,31].

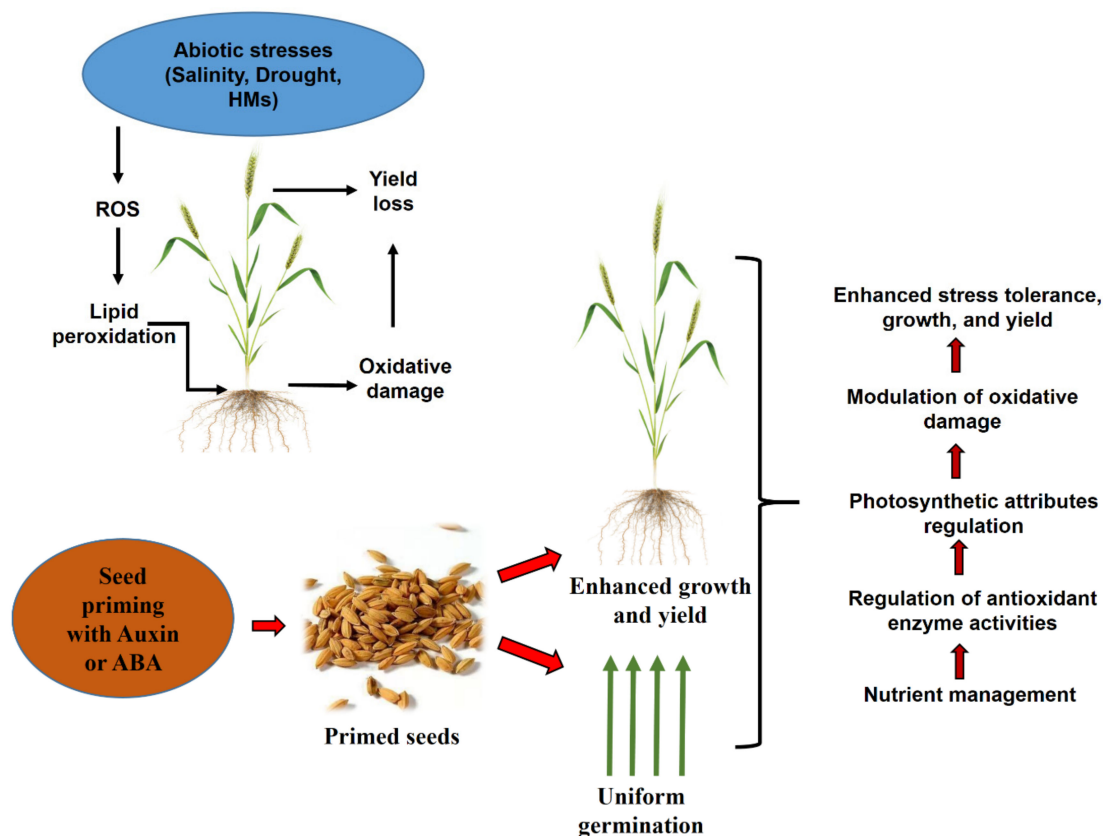


Figure 2. Proposed possible mechanisms used by auxin and abscisic acid (ABA) priming and their roles on the germination, growth, and development of plants under different stresses.

Plant growth and development are hampered by different abiotic stresses, and seed priming with IAAs has been reported as an effective tool to reduce the effects of these stresses [23,32]. Seed priming with IAAs enhances cell division, photosynthetic activities, and translocation of carbohydrates, which results in lateral root initiation, flowering, and good stand establishment [33–35]. Seed priming with IAAs (1 ppm) enhanced the seedling establishment of *Bouteloua gracilis* [36], and in wheatgrass (*Agropyron elongatum*), seeds priming with IAAs at 50 ppm improved tolerance to drought stress by enhancing antioxidant enzyme activities such as catalase (CAT), superoxide dismutase (SOD), and peroxidase (POD) [7]. Under salinity stress, wheat seeds priming with IAAs (100, 150, and 200 mg L⁻¹) regulated hormonal homeostasis, which enhanced the CO₂ assimilation rate and ultimately resulted in increased grain yield [32]. Also, seed priming with IAAs improved the germination and growth of different species, such as rice (*Oryza Sativa*) and pigeon pea (*Cajanus cajan*), under arsenic or cadmium (Cd) stress [26,37].

Iqbal and Ashraf [32] reported that seed priming with IAAs ameliorated salt stress via modulation of ion homeostasis in wheat and induced salicylic acid biosynthesis in leaves.

Also, seed priming with IAAs activates calcium anion channels and inhibits K^+ inward, rectifying channels during salt stress, which results in a reduction of transpirational water loss from plants. Modulation of the stomatal opening and closing helps plants reduce water loss via transpiration [38,39]. Consequently, plant growth is improved under stressful conditions. It is well known that exogenous and endogenous IAAs play an important role in stomatal movement and function as a positive regulator in the stomatal opening, but high concentrations of IAAs have a negative effect [40].

2.2. Cytokinin

CKs are the major plant hormones that regulate numerous aspects of plant growth and development, such as cell division, apical dominance, root formation, stomatal behavior, and chloroplast development [41,42]. It is well known that CKs application promotes crop production. For example, the application of CKs to cotton seedlings increased cotton yield by 5–10% [43]. CKs play an important role in plant pathogenesis, and CK application induced resistance against *Pseudomonas syringae* in *Arabidopsis thaliana* [44,45] and *Nicotiana tabacum* [45]. CKs may act as a biological agent to control diseases. For instance, *Pseudomonas fluorescens* G20-18 produces CKs, which controls *Pseudomonas syringae* infection in *Arabidopsis* and enhances biomass yield [46]. The exogenous application of CKs can mitigate the abiotic stresses on crop plants, which ultimately results in increased growth, development, and yield. Likewise, supplementation of CKs also reduces salinity stress in plants [47,48], and it increases starch accumulation in salt-stressed rice plants [49]. In addition, exogenously applied CKs increased net C-assimilation, net photosynthesis, and dry matter accumulation in *Epipremnum aureum*, which resulted in enhanced plant growth [50,51]. However, Zahir et al. [52] reported that exogenous application of CKs significantly increased the growth and yield of rice.

Seed priming with CKs or a combination of CKs and other plant hormones has resulted in the mitigation of abiotic stresses in various plant species (Table 1). Priming with CKs enhances chlorophyll (Chl) formation and biomass accumulation in plants, and it increases photosynthetic rate, promotes membrane stability, and maintains stable ionic levels. It has been reported that wheat seeds priming with kinetin (100 mg L⁻¹, 150 mg L⁻¹, and 200 mg L⁻¹) enhanced germination and tolerance against salt by decreasing ABA and increasing IAAs concentrations [53]. Likewise, Mangena [54] reported that soybean seed priming with CKs (Benzyl adenine; 4.87 mg L⁻¹) increased soybean root biomass, flowering, and fruiting under drought stress. Priming of aged groundnut (*Arachis hypogaea* L.) seeds with CKs (150 ppm) enhanced germination and seedling indices by enhancing antioxidant enzyme activities and decreasing oxidative damage [55]. However, the detailed mechanisms of how priming with CKs mitigate abiotic stress have not been investigated. CKs play a significant role in stomatal movement, and when applied exogenously, this PGR inhibits ABA-induced stomatal closure [56,57]. However, seed priming with CKs and its effects on stomatal movement are still unclear.

2.3. Gibberellin

GAs are plant growth hormones and have positive effects on seed germination, stem elongation, flowering initiation, and flower and fruit development [66,67]. GAs regulate plant growth and development during the entire life cycle of plants [68]. Demir et al. [68] reported that the application of GA₃ significantly increased the germination speed of eggplant (*Solanum melongena*) seeds. Also, GAs can interact with other plant hormones and mediate many developmental processes in plants [69].

Different abiotic stresses, such as salinity, drought, chilling, heat, and heavy metals, inhibit proper nutrient uptake and photosynthesis, which ultimately results in stunted plant growth [70,71]. The exogenous application of GAs can mitigate abiotic stresses and enhance plant growth and development. The application of GAs in combination with poultry manure improved the growth of pepper (*Capsicum annuum*) plants and increased their salinity tolerance [72]. Moumita et al. [73] reported that exogenous application

of GAs improved the growth of wheat (*Triticum aestivum*) plants and mitigated drought-induced oxidative damage by maintaining relative water content, balancing the antioxidant mechanism system, and conserving the Chl concentration. Foliar application of GA₃ to tomato (*Solanum lycopersicum*) plants increased relative leaf water content, stomatal density, and Chl content by mitigating salinity stress [74]. Besides, GA₃ stimulated plant growth and yield leaf of lettuce (*Lactuca sativa*) by enhancing biomass accumulation, leaf expansion, stomatal conductance, water use efficiency, and nitrogen use efficiency [75].

Table 1. Seed-priming with cytokinin adopted for developing abiotic stress tolerance in plants.

Plant	Stresses	Responses of Plant	References
Soybean (<i>Glycine max</i>)	Drought	Improved drought tolerance in soybean plants	[54]
Pigeon pea (<i>Cajanus cajan</i>)	Salt	Prevented the damage caused by the apparatus involved in protein synthesis	[58]
	Cadmium	Tolerance to the effects of Cd stress	[26]
Basil (<i>Ocimum basilicum</i>)	Drought	Reduced negative effects of drought stress	[59]
	Salt	Decreased ABA concentration, increased IAA concentration, and enhancement of salt tolerance	[60]
Wheat (<i>Triticum aestivum</i>)	Salt	Improved photosynthetic rate, water use efficiency and stomatal conductance, decreased Na ⁺ and Cl ⁻ level, increased K ⁺ level	[61]
	Salt	Decreased electrolyte leakage and conferred salt tolerance	[62]
	Salt	Increased tissue N content and nitrate reductase activity	[63]
	Salt	Induced reduction in inorganic ion accumulation and increasing membranes stability and K ⁺ /Na ⁺ ratio, enhanced chlorophyll formation and soluble sugar accumulation	[64]
	Salt	Alleviated salt stress by enhanced ethylene production	[65]

GAs are used as important seed priming agents to mitigate abiotic stresses in different crops (Table 2). Guangwu and Xuwen [76] reported that GAs (5×10^{-5} M) promoted seed respiration and lowered the ABA level and stimulated IAA and GA biosynthesis. In addition, wheat seeds treated with GA₃ (100 mg L⁻¹, 150 mg L⁻¹, and 200 mg L⁻¹) exhibited a decrease in the concentration of polyamines, ABA, and Na⁺ and an increase in the concentration of Ca²⁺ and K⁺ [23]. Moreover, wheat seeds primed with GAs (150 ppm) enhanced germination and seedling parameters under salt stress [77]. In the case of salt stress, maize seed priming with GAs (5 mg L⁻¹) increased the shoot and root length and tissue water content [78]. Recently, Ma et al. [79] reported that seeds priming with GAs (50 μM) increased the germination rate, plant growth, and biomass production in *Leymus chinensis*. Likewise, seed priming with GAs increased the percentage and rate of seed germination and enhanced growth, yield, and yield-contributing characters of different crops species such as wheat, maize, and lentil [80–83]. However, more research is required to find the mechanisms of GA priming in abiotic stress mitigation.

Table 2. Seed-priming with gibberellin and response of plant species.

Plants	Stresses	Responses of Plant	References
Pigeon pea (<i>Cajanus cajan</i>)	Cadmium	Increased germination speed index and germination percentage and tolerance to Cd stress	[26]
Pot marigold and Sweet fennel	Salt	Increased dry matter and enhanced tolerance to salinity by enhancing antioxidant enzyme activities	[84]
Milk Thistle (<i>Silybum marianum</i>)	Salt	Increased α -amylase activity and alleviated salt stress effects	[85]
Chickpea (<i>Cicer arietinum</i>)	Drought	Increased relative water content, seed protein, and reduced electrolyte leakage	[86]
Wheat (<i>Triticum aestivum</i>)	Salt	Promoted better salinity tolerance	[77]
Sorghum (<i>Sorghum bicolor</i>)	Drought	Increased CAT and APX activities	[87]
Corn (<i>Zea mays</i>)	Salt	Increased tissue water content	[78]
Maize (<i>Zea mays</i>), Pea (<i>Pisum sativum</i>), Grass pea (<i>Lathyrus sativus</i>)	Salt	Alleviated salt stress effects	[88]
Rice (<i>Oryza sativa</i>)	Flood	Increased α -Amylase activity, sucrose, glucose, and fructose content in seeds.	[89]
Alfalfa (<i>Medicago sativa</i>)	Salt	Induced enzymatic activities (SOD, CAT, GPX, APX, GR), and decreased lipid peroxidation, and reduced membrane damage of alfalfa.	[90]
Sponge gourd (<i>Luffa aegyptiaca</i>)	Salt	Prevented the adverse effect of salinity	[91]
Soybean (<i>Glycine max</i>)	Saline-alkali	Increased activities of the antioxidant defense system, photosynthetic pigment contents, better membrane integrity	[92]
Maize (<i>Zea mays</i>)	Salt	Reduced negative effect of salt stress	[93]
Sweet sorghum (<i>Sorghum bicolor</i>)	Salt	Enhanced water absorption and improved salinity tolerance	[94]
Maize (<i>Zea mays</i>)	Drought	Increased chlorophyll content and enhance drought tolerance	[95]
Okra (<i>Abelmoschus esculentus</i>)	Salt	Increased water content of the okra seedlings	[96]
Triticale	Salt	Reduced Na ⁺ accumulation and increased K ⁺ uptake	[97]

2.4. Abscisic Acid

ABA is one of the major plant hormones and is also known as a stress hormone. It plays a vital role in mediating plant responses to various abiotic stresses, such as salt, heat, and drought [98–100]. ABA not only plays a role in abiotic stress mitigation but also plays a significant role in plant growth and development [101,102].

ABA is a potent seed priming hormone for the enhancement of germination as well as increased tolerance to various stresses by different crop species [103]. Rice seeds primed with ABA exhibited enhanced seedling growth and yield in saline soil by balancing nutrient uptake [103–106]. Likewise, priming rice seeds with ABA at 10 μM reduced alkaline stress by enhancing antioxidant enzyme activities and the activity of stress tolerance-related genes in the roots of rice seedlings [107]. Moreover, Wei et al. [108] reported that ABA (10 μM and 50 μM) priming of rice seeds improved the growth rate, survival rate, biomass accumulation, and root formation under alkaline stress. Also, seed priming with ABA enhanced salinity tolerance and increased the growth of rice, wheat, and sorghum [104,109]. Fricke et al. [110] reported that ABA priming promoted barley leaves growth by reducing transpirational water loss under saline conditions. Rice seeds primed with ABA at 10^{-5} M showed increased osmoregulation by reduced cellular Na concentration and increased proline and sugar accumulation in salt-stressed rice leaves [104]. The deterioration of *Agropyron elongatum* seeds was prevented by priming them with ABA at 50 ppm, which enhanced antioxidant enzyme activities [8]. Under saline soils, good stand establishment of sesame (*Sesamum indicum*) was achieved by ABA seed priming [111]. Zongshuai et al. [112] reported that the salt tolerance of wheat plants was enhanced by seed priming with ABA.

It has been reported that phytohormones are effective in the mitigation of heavy metal stress [12,26]. ABA biosynthetic gene expressions are induced by heavy metal stresses, which results in increased levels of endogenous ABA [12,18]. Under Cd stress, the germination of pigeon pea was improved by ABA (100 μM) priming [26]. However, the mechanism is still not clear, and the effects of seed priming with ABA on mitigation of heavy metal stress remain to be explored. Although seed priming with ABA enhances germination, many studies have reported that ABA inhibits seed germination which is dose dependent (10–30 μM) [113,114]. These differences may come from the endogenous and exogenous concentrations of ABA, whereas Srivastava et al. [115] reported the priming of mustard seeds with ABA (100 μM) increased the germination rate by 25% compared to the control under salt stress. In other words, an exogenous concentration may have an effect, and may enhance the germination at higher concentrations. However, how seed priming with ABA promotes germination needs more clarification with molecular studies.

ABA facilitates growth improvement via modulation of ion transport and regulation of stomatal movement in plants [116]. ABA is synthesized in plants under water-deficit conditions, and this induces stomatal closure via modulation of reactive oxygen species, reactive carbonyl species, cytosolic alkalization, and elevation of cytosolic calcium [38,117–119]. Exogenous application of ABA to plants also stimulates the regulation of stomatal movements, which helps reduce transpirational water loss. Marthandan et al. [120] reported priming *Arabidopsis* seeds with amino-butyric acid enhanced drought tolerance by accumulation of ABA and the closing of stomata. However, it is not known how seed priming with ABA helps regulate stomatal movements in plants. Based on information in the literature, we created a model showing how seed priming with ABA influences plant growth and development (Figure 2).

2.5. Salicylic Acid

SA is a phenolic plant hormone that regulates growth and development and many physiological processes, such as photosynthesis, respiration, transpiration, and the transportation of ions in plants. SA exhibits a key role in the activation, modulation, and regulation of numerous responses during exposure to abiotic and biotic stresses [102,121–123]. It is well known that SA generates a cascade of signaling pathways by interacting with other plant hormones such as ABA, MeJA, and ET and plays an important role in mit-

igating plant stresses [124,125]. Also, plant resistance to salinity, heat, and cell death under various hypersensitive stresses can be regulated by the presence of SA [126,127]. The exogenous application of SA enhanced maize (*Z. mays*) productivity under low temperature stress, as well as the germination and growth parameters of garden cress (*Lepidium sativum*) seedlings under salinity stress [128], and mitigated drought stress and enhanced the vegetative growth of safflower (*Carthamus tinctorius*) [129].

Seed priming with SA mitigates the effects of abiotic stresses and enhances yield in a range of crop species (Table 3).

Table 3. Seed priming with salicylic acid (SA) and response of plant species.

Crops	Stresses	Responses of Plants	References
Rice (<i>Oryza sativa</i>)	Chromium	Increased chlorophyll content and proper nutrient uptake	[130]
	Water deficit	Decreased water stress	[131]
	Chilling	Enhanced antioxidant enzyme activities, detoxified ROS	[132]
	Salinity	Improved Na ⁺ /K ⁺ and maintaining membrane integrity	[133]
Safflower (<i>Carthamus tinctorius</i>)	Drought	Enhanced antioxidant enzyme activities and reduced oxidative damage	[129]
Maize (<i>Zea mays</i>)	Chilling	Increased α -amylase and antioxidant enzyme activities and endogenous SA content	[134]
	Chilling	Enhanced enzymatic antioxidant activities, high tissue water content	[135]
	Lead	Increased glycine betaine and nitric oxide content and regulation of gene expression	[136]
	Chromium and UV-B	Reduced the accumulation of chromium and ROS	[137]
Wheat (<i>Triticum aestivum</i>)	Salinity	Decreased the electrolyte leakage	[138]
	Drought	Balanced nutrient uptake	[139]
	Osmotic	Resistance to osmotic stress	[140]
	Salinity	Higher contents of photosynthetic pigments, soluble sugar, and protein	[141]
	Boron toxicity	Increased photosynthetic pigments	[142]
	Cadmium	Modulates nutrient relations and photosynthetic attributes	[143]
Smooth vetch (<i>Vicia dasycarpa</i>)	Water deficit	Higher accumulation of proline and glycine betaine	[144]
Okra (<i>Abelmoschus esculentus</i>)	Chilling	Enhanced antioxidant enzyme activities and membrane integrity	[145]
Sorghum (<i>Sorghum bicolor</i>)	Drought	Improved antioxidant defense system	[146]
Tomato (<i>Solanum lycopersicum</i>)	Salinity	Decreased salinity stress	[147]
	Heat	Increased lycopene content	[148]
Pumpkin	Salinity	Protein contents and nitrate reductase were increased	[149]
Faba bean (<i>Vicia faba</i>)	Salinity	Higher osmotic solute content, carotenoids, and antioxidant enzyme activity	[150]

Seed priming with SA mitigated abiotic stresses by enhancing antioxidant enzyme activities such as CAT, APX, and SOD and regulating lipid peroxidation and H₂O₂ production.

Likewise, seed priming with SA also increased the production of osmolytes such as proline and glycine betaine, which play an important role in mitigating different stresses [12,37]. Ion homeostasis and nutrient uptake were regulated by priming with SA at 0.25 mM and 0.50 mM, which enhanced the tolerance of heavy metal stress [130]. In addition, priming with SA at 0.5 mM also enhanced endogenous SA content and α -amylase activity during abiotic stresses [134]. Moreover, priming with SA enhanced the integration affinity among the phytohormones as a result of the GAs biosynthetic gene, and ABA catabolism gene expression enhanced and upregulated the GAs and ABA signaling pathways (Figure 3). In addition to abiotic stress mitigation, priming with SA has an important role in enhancing seed germination and crop productivity. Priming with SA at 100 mg L⁻¹ enhanced emergence and early seedling growth in cucumber [151] and increased germination and productivity of *Vicia faba* [152] and sesame [153]. It has been reported that rice seeds primed with SA (100 ppm) had increased germination and accelerated seedling growth by ion absorption in PEG-induced water stress [131]. In addition, priming of rice seeds with SA enhanced tolerance to chilling stress by enhancing antioxidant enzyme activities and reducing oxidative damage [132]. SA induced stomatal closure and reduced transpirational water loss from plants [154,155]. Seed priming with SA has a role in the stomatal movement that has not been analyzed, and integration mechanisms with other phytohormones are still unclear.

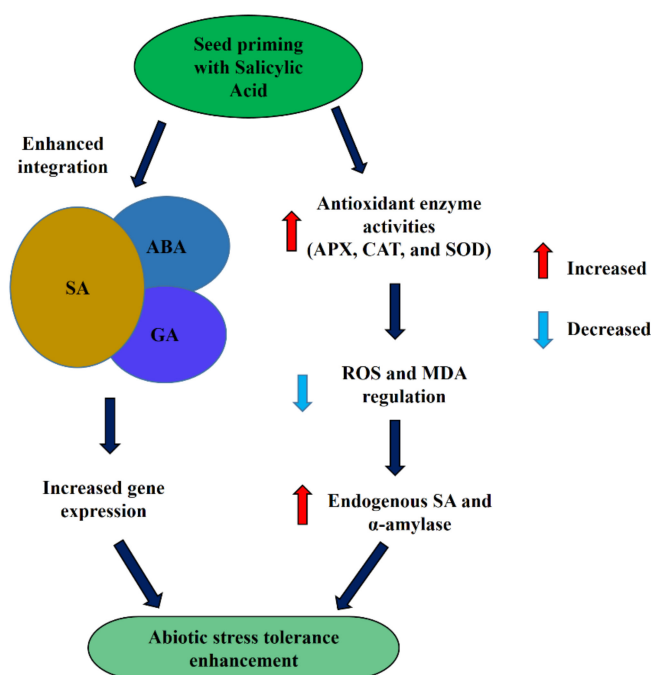


Figure 3. Mechanisms of SA priming for abiotic stress tolerance enhancement.

2.6. Ethylene

The hydrocarbon ET is an important plant hormone and it is widely used for ripening fruits [156]. For example, the application of 100 $\mu\text{L L}^{-1}$ of ET for 12 h stimulated the production of 1-amino cyclopropane-1-carboxylic acid (ACC: an ethylene precursor) and increased ACC oxidase activity, which accelerated the ripening of 'Ataulfo' mangoes [157]. The exogenous application of 5 mL L⁻¹ ET improved the activity of CAT, APX, and SOD and reduced the activity of polyphenol oxidase (PPO) and POX, which prevented browning of the peel of the 'Huangguan' Pear (*Pyrus bretschneideri* Rehd cv. Huangguan) [158]. The exogenous application of ethephon (source of ethylene) to soybean (*Glycine max*) plants mitigated waterlogging stress by promoting the initiation of adventitious roots and by increasing root surface area, expression of glutathione transferases, and relative glutathione activity [159].

The exogenous application of ET has been an important player in the mitigation of abiotic stresses, but seed priming with ET has received little research attention. Nascimento et al. [160] reported that priming lettuce seeds with ACC increased germination at a high temperature (36 °C). Priming pigeon pea seeds with 10 mM ET (chloroethylphosphonic acid) increased the germination percentage under Cd stress conditions [26]. The combined application of ethephon and gibberellic acid to rice seeds increased α -amylase activity and sugar content [89]. Manoharlal and Saiprasad [161] reported that priming with ethephon improved the germination of soybean seeds. Further research is necessary to determine the effects of priming seed with ethylene on germination under different abiotic stresses.

2.7. Others

Jasmonic acid derivatives are widely used as a priming agent to ameliorate abiotic stresses. It has been reported that, with rice seed priming with MeJA at 2.5 mM and 5 mM, seeds experienced increased Chl content and photochemical efficiency under PEG stress [162]. Likewise, priming with MeJA improved the growth of broccoli sprouts under salinity stress [163]. In addition, priming with MeJA (1 mM) may function as a biocontrol agent and protect tomato seedlings against *fusarium* wilt [164]. Another phytohormone, brassinosteroids, has also been used as a priming agent and has been known to regulate plant growth and development and resistance to abiotic stresses [165]. It has been reported that the seed priming of lucerne (*Medicago sativa* L.) with brassinolide (5 $\mu\text{M L}^{-1}$) improved seed germination and seedling growth under salinity stress [166]. Likewise, peanut seed priming with brassinosteroids at 0.15 ppm improved drought tolerance and increased the yield of peanut [167]. However, more research is necessary to find out the effects of seed priming with jasmonic acid and brassinosteroids under abiotic stresses.

3. Conclusions with Future Perspectives

Seed priming with phytohormones has emerged as a promising strategy in modern stress management as it protects plants against various abiotic stresses by increasing level of antioxidant enzyme activity, decreasing oxidative damage, and enhancing plant growth. Thus, seed priming with phytohormones improves the tolerance of crop plants to abiotic stress, and this technique can be utilized to maintain sustainable crop production in drought-, saline-, and flood-prone areas of the world. Seed priming with phytohormones not only improves the tolerance to abiotic stresses but also ensures hermonized germination by breaking the dormancy and enhancing viability. This review provides insight into the role of seed priming with phytohormones in mitigating the effects of abiotic stress on seed germination and plant growth. The data compiled in this review can be used for developing further extensive research on abiotic stress mitigation by seed priming with phytohormones. Seed priming with phytohormones has emerged as an effective seed treating tool for many crops, but treating conditions and methods differ from crop to crop, and seed priming with phytohormones has still limitations. For instance, prolonged seed treatment with hormonal solution during priming may cause the loss of seed tolerance to desiccation, which reduces seed viability. However, more research at the molecular level is required to clarify the mechanisms of involvement of phytohormones in seed priming, especially in the application methods, and phytohormones cross-talk and stress-responsive genes.

Author Contributions: Conceptualization, M.S.R. and M.H.; writing—original draft preparation, M.S.R.; S.I.; F.R.; M.K.; and C.C.B.; writing—review and editing, Y.M. and M.H.; visualization, M.S.R.; All authors have read and agreed to the published version of the manuscript.

Funding: This research received no external funding.

Conflicts of Interest: The authors declare no conflict of interest.

References

1. Zhang, H.; Irving, L.J.; McGill, C.; Matthew, C.; Zhou, D.; Kemp, P. The effects of salinity and osmotic stress on barley germination rate: Sodium as an osmotic regulator. *Ann. Bot.* **2010**, *106*, 1027–1035. [[CrossRef](#)] [[PubMed](#)]
2. Hasanuzzaman, M.; Nahar, K.; Alam, M.M.; Roychowdhury, R.; Fujita, M. Physiological, biochemical, and molecular mechanisms of heat stress tolerance in plants. *Int. J. Mol. Sci.* **2013**, *14*, 9643–9684. [[CrossRef](#)] [[PubMed](#)]
3. Dhankher, O.P.; Foyer, C.H. Climate resilient crops for improving global food security and safety. *Plant Cell Environ.* **2018**, *5*, 877–884. [[CrossRef](#)] [[PubMed](#)]
4. Hasanuzzaman, M.; Bhuyan, M.B.; Nahar, K.; Mohsin, S.M.; Al Mahmud, J.; Parvin, K.; Fujita, M. Exogenous nitric oxide- and hydrogen sulfide-induced abiotic stress tolerance in plants. In *Protective Chemical Agents in the Amelioration of Plant Abiotic Stress: Biochemical and Molecular Perspectives*; Roychoudary, A., Tripathi, D.K., Eds.; John Wiley & Sons, Inc.: Hoboken, NJ, USA, 2020; Volume 30, p. 174. [[CrossRef](#)]
5. Vishal, B.; Kumar, P.P. Regulation of seed germination and abiotic stresses by gibberellins and abscisic acid. *Front. Plant Sci.* **2018**, *9*, 838. [[CrossRef](#)]
6. Yadav, S.; Modi, P.; Dave, A.; Vijapura, A.; Patel, D.; Patel, M. Effect of Abiotic Stress on Crops. In *Sustainable Crop Production*; IntechOpen: London, UK, 2020. [[CrossRef](#)]
7. Eisvand, H.R.; Tavakkol-Afshari, R.; Sharifzadeh, F.; Maddah Arefi, H.; Hesamzadeh Hejazi, S.M. Effects of hormonal priming and drought stress on activity and isozyme profiles of antioxidant enzymes in deteriorated seed of tall wheatgrass (*Agropyron elongatum* Host). *Seed Sci. Technol.* **2010**, *38*, 280–297. [[CrossRef](#)]
8. Muhei, S.H. Seed priming with phytohormones to improve germination under dormant and abiotic stress conditions. *Adv. Crop Sci. Technol.* **2018**, *6*, 403–409. [[CrossRef](#)]
9. Rhaman, M.S.; Rauf, F.; Tania, S.S.; Khatun, M. Seed priming methods: Application in field crops and future perspectives. *Asian J. Res. Crop Sci.* **2020**, *5*, 8–19. [[CrossRef](#)]
10. Tania, S.S.; Rhaman, M.S.; Hossain, M.M. Hydro-priming and halo-priming improve seed germination, yield and yield contributing characters of okra (*Abelmoschus esculentus* L.). *Trop. Plant Res.* **2020**, *7*, 86–93. [[CrossRef](#)]
11. Jisha, K.C.; Vijayakumari, K.; Puthur, J.T. Seed priming for abiotic stress tolerance: An overview. *Acta Physiol. Plant.* **2013**, *35*, 1381–1396. [[CrossRef](#)]
12. Sytar, O.; Kumar, P.; Yadav, S.; Brestic, M.; Rastogi, A. Phytohormone priming: Regulator for heavy metal stress in plants. *J. Plant Growth Regul.* **2018**, *38*, 739–752. [[CrossRef](#)]
13. Vob, U.; Bishopp, A.; Farcot, E.; Bennett, M.J. Modelling hormonal response and development. *Trends Plant Sci.* **2014**, *19*, 311–319. [[CrossRef](#)]
14. Kazan, K. Diverse roles of jasmonates and ethylene in abiotic stress tolerance. *Trends Plant Sci.* **2015**, *20*, 219–229. [[CrossRef](#)] [[PubMed](#)]
15. Nishiyama, R.; Watanabe, Y.; Fujita, Y.; Le, D.T.; Kojima, M.; Werner, T.; Vankova, R.; Yamaguchi-Shinozaki, K.; Shinozaki, K.; Kakimoto, T.; et al. Analysis of cytokinin mutants and regulation of cytokinin metabolic genes reveals important regulatory roles of cytokinins in drought, salt and abscisic acid responses, and abscisic acid biosynthesis. *Plant Cell* **2011**, *23*, 2169–2183. [[CrossRef](#)] [[PubMed](#)]
16. Colebrook, E.H.; Thomas, S.G.; Phillips, A.L.; Hedden, P. The role of gibberellin signalling in plant responses to abiotic stress. *J. Exp. Biol.* **2014**, *217*, 67–75. [[CrossRef](#)]
17. Xu, Y.X.; Mao, J.; Chen, W.; Qian, T.T.; Liu, S.C.; Hao, W.J.; Li, C.F.; Chen, L. Identification and expression profiling of the auxin response factors (ARFs) in the tea plant (*Camellia sinensis* (L.) O. Kuntze) under various abiotic stresses. *Plant Physiol. Biochem.* **2016**, *98*, 46–56. [[CrossRef](#)] [[PubMed](#)]
18. Bucker-Neto, L.; Paiva, A.L.S.; Machado, R.D.; Arenhart, R.A.; Margis-Pinheiro, M. Interactions between plant hormones and HMs responses. *Genet. Mol. Biol.* **2017**, *40*, 373–386. [[CrossRef](#)]
19. Hasanuzzaman, M.; Fotopoulos, V. *Priming and Pretreatment of Seeds and Seedlings: Implication in Plant Stress Tolerance and Enhancing Productivity in Crop Plants*; Springer: Singapore, 2019. [[CrossRef](#)]
20. Masood, A.; Iqbal, N.; Khan, N.A. Role of ethylene in alleviation of cadmium-induced capacity inhibition by sulphur in mustard. *Plant Cell Environ.* **2012**, *35*, 524–533. [[CrossRef](#)]
21. Hu, Y.F.; Zhou, G.; Na, X.F.; Yang, L.; Nan, W.B.; Zhang, Y.O.; Li, J.L.; Bi, Y.R. Cadmium interferes with maintenance of auxin homeostasis in *Arabidopsis* seedlings. *J. Plant Physiol.* **2013**, *170*, 965–975. [[CrossRef](#)]
22. Afzal, I.; Basra, S.M.A.; Ahmad, N.; Cheema, M.A.; Warriach, E.A.; Khaliq, A. Effect of priming and growth regulator treatment on emergence. *Int. J. Agric. Biol.* **2002**, *4*, 306.
23. Akbari, G.; Sanavy, S.A.; Yousefzadeh, S. Effect of auxin and salt stress (NaCl) on seed germination of wheat cultivars (*Triticum aestivum* L.). *Pak. J. Biol. Sci.* **2007**, *10*, 2557–2561. [[CrossRef](#)]
24. Iqbal, M.; Ashraf, M. Gibberellic acid mediated induction of salt tolerance in wheat plants: Growth, ionic partitioning, photosynthesis, yield and hormonal homeostasis. *Environ. Exp. Bot.* **2013**, *86*, 76–85. [[CrossRef](#)]
25. Yuan, Z.; Wang, C.; Li, S.; Li, X.; Tai, F. Effects of different plant hormones or PEG seed soaking on maize resistance to drought stress. *Can. J. Plant Sci.* **2014**, *94*, 1491–1499. [[CrossRef](#)]
26. Sneideris, L.C.; Gavassi, M.A.; Campos, M.L.; Damico-Damiao, V.; Carvalho, R.F. Effects of hormonal priming on seed germination of pigeon pea under cadmium stress. *Anais da Academia Brasileira de Ciências* **2015**, *87*, 1847–1852. [[CrossRef](#)] [[PubMed](#)]

27. Wang, Y.; Mopper, S.; Hasentein, K.H. Effects of salinity on endogenous ABA, IAA, JA, and SA in *Iris hexagona*. *J. Chem. Ecol.* **2001**, *27*, 327–342. [[CrossRef](#)] [[PubMed](#)]
28. Lymperopoulos, P.; Msanne, J.; Rabara, R. Phytochrome and phytohormones: Working in tandem for plant growth and development. *Front. Plant Sci.* **2018**, *9*, 1037. [[CrossRef](#)]
29. Kazan, K. Auxin and the integration of environmental signals into plant root development. *Ann. Bot.* **2013**, *112*, 1655–1665. [[CrossRef](#)]
30. Ludwig-Muller, J. Auxin conjugates: Their role for plant development and in the evolution of land plants. *J. Exp. Bot.* **2011**, *62*, 1757–1773. [[CrossRef](#)]
31. Schiefelbein, J. Cell-fate specification in the epidermis: A common patterning mechanism in the root and shoot. *Curr. Opin. Plant Biol.* **2003**, *6*, 74–78. [[CrossRef](#)]
32. Iqbal, M.; Ashraf, M. Seed treatment with auxins modulates growth and ion partitioning in salt stressed wheat plants. *J. Integr. Plant Biol.* **2007**, *49*, 1045–1057. [[CrossRef](#)]
33. MacDonald, H. Auxin perception and signal transduction. *Physiol. Plant.* **1997**, *100*, 423–430. [[CrossRef](#)]
34. Awan, I.U.; Baloch, M.S.; Sadozai, N.S.; Sulemani, M.Z. Stimulatory effect of GA3 and IAA on ripening process, kernel development and quality of rice. *Pak. J. Biol. Sci.* **1999**, *2*, 410–412. [[CrossRef](#)]
35. Naeem, M.; Bhatti, I.R.A.M.; Ahmad, R.H.; Ashraf, M.Y. Effect of some growth hormones (GA3, IAA and kinetin) on the morphology and early or delayed initiation of bud of lentil (*Lens culinaris* Medik). *Pak. J. Bot.* **2004**, *36*, 801–809.
36. Roohi, R.; Jameson, D.A. The effect of hormone, dehulling and seedbed treatments on germination and adventitious root formation in blue grama. *J. Range Manag.* **1991**, *44*, 237–241. [[CrossRef](#)]
37. Fahad, S.; Hussain, S.; Bano, A.; Saud, S.; Hassan, S.; Shan, D.; Khan, F.A.; Khan, F.; Chen, Y.T.; Wu, C.; et al. Potential role of phytohormones and plant growth-promoting rhizobacteria in abiotic stresses: Consequences for changing environment. *Environ. Sci. Pollut. Res.* **2015**, *22*, 4907–4921. [[CrossRef](#)] [[PubMed](#)]
38. Munemasa, S.; Hauser, F.; Park, J.; Waadt, R.; Brandt, B.; Schroeder, J.I. Mechanisms of abscisic acid-mediated control of stomatal aperture. *Curr. Opin. Plant Biol.* **2015**, *28*, 154–162. [[CrossRef](#)]
39. Murata, Y.; Mori, I.C.; Munemasa, S. Diverse stomatal signaling and the signal integration mechanism. *Annu. Rev. Plant Biol.* **2015**, *66*, 369–392. [[CrossRef](#)] [[PubMed](#)]
40. Daszkowska-Golec, A.; Szarejko, I. Open or close the gate—Stomata action under the control of phytohormones in drought stress conditions. *Front. Plant Sci.* **2013**, *4*, 138. [[CrossRef](#)]
41. Werner, T.; Motyka, V.; Strnad, M.; Schmülling, T. Regulation of plant growth by cytokinin. *Proc. Natl. Acad. Sci. USA* **2001**, *98*, 10487–10492. [[CrossRef](#)]
42. Schaller, G.E.; Street, I.H.; Kieber, J.J. Cytokinin and the cell cycle. *Curr. Opin. Plant Biol.* **2014**, *21*, 7–15. [[CrossRef](#)]
43. Yao, S. *Plant Hormone Increases Cotton Yields in Drought Conditions*. News & Events. Agricultural Research Service (ARS); U.S. Department of Agriculture: Washington, DC, USA, 2010.
44. Choi, J.; Huh, S.U.; Kojima, M.; Sakakibara, H.; Paek, K.H.; Hwang, I. The cytokinin-activated transcription factor ARR2 promotes plant immunity via TGA3/NPR1-dependent salicylic acid signaling in arabidopsis. *Dev. Cell* **2010**, *19*, 284–295. [[CrossRef](#)]
45. Grobkinsky, D.K.; Naseem, M.; Abdelmohsen, U.R.; Plickert, N.; Engelke, T.; Griebel, T.; Zeier, J.; Novák, O.; Strnad, M.; Pfeifhofer, H.; et al. Cytokinins mediate resistance against *Pseudomonas syringae* in tobacco through increased antimicrobial phytoalexin synthesis independent of salicylic acid signaling. *Plant Physiol.* **2011**, *157*, 815–830. [[CrossRef](#)] [[PubMed](#)]
46. Grobkinsky, D.K.; Tafner, R.; Moreno, M.V.; Stenglein, S.A.; García de Salamone, I.E.; Nelson, L.M.; Novák, O.; Strnad, M.; van der Graaff, E.; Roitsch, T. Cytokinin production by *Pseudomonas fluorescens* G20-18 determines biocontrol activity against *Pseudomonas syringae* in *Arabidopsis*. *Sci. Rep.* **2016**, *6*, 23310. [[CrossRef](#)] [[PubMed](#)]
47. Ha, S.; Vankova, R.; Yamaguchi-Shinozaki, K.; Shinozaki, K.; Tran, L.S. Cytokinins: Metabolism and function in plant adaptation to environmental stresses. *Trends Plant Sci.* **2012**, *17*, 172–179. [[CrossRef](#)] [[PubMed](#)]
48. Taiz, L.; Zeiger, E.; Moller, I.M.; Murphy, A. *Plant Physiology and Development*, 6th ed.; Sinauer Associates: Sunderland, CT, USA, 2015.
49. Javid, M.G.; Sorooshzadeh, A.; Sanavy, S.A.M.M.; Allahdadi, I.; Moradi, F. Effects of the exogenous application of auxin and cytokinin on carbohydrate accumulation in grains of rice under salt stress. *Plant Growth Regul.* **2011**, *65*, 305–313. [[CrossRef](#)]
50. Di Benedetto, A.; Galmarini, C.; Tognetti, J. Effects of combined or single exogenous auxin and/or cytokinin applications on growth and leaf area development in *Epipremnum aureum*. *J. Hortic. Sci. Biotechnol.* **2015**, *90*, 643–654. [[CrossRef](#)]
51. Di Benedetto, A.; Galmarini, C.; Tognetti, J. Exogenous cytokinin promotes *Epipremnum aureum* L. growth through enhanced dry weight assimilation rather than through changes in partitioning. *Am. J. Exp. Agric.* **2015**, *5*, 419–434. [[CrossRef](#)]
52. Zahir, Z.A.; Asghar, H.N.; Arshad, M. Cytokinin and its precursors for improving growth and yield of rice. *Soil Biol. Biochem.* **2001**, *33*, 405–408. [[CrossRef](#)]
53. Iqbal, M.; Ashraf, M.; Jamil, A. Seed enhancement with cytokinins: Changes in growth and grain yield in salt stressed wheat plants. *Plant Growth Regul.* **2006**, *50*, 29–39. [[CrossRef](#)]
54. Mangena, P. Effect of hormonal seed priming on germination, growth, yield and biomass accumulation in soybean grown under induced drought stress. *Indian J. Agric. Res.* **2020**. [[CrossRef](#)]
55. Sepehri, A.; Rouhi, H.R. Effect of cytokinin on morphological and physiological characteristics and antioxidant enzymes activity of aged groundnut (*Arachis hypogaea* L.) seeds under drought stress. *Iran. J. Seed Sci. Technol* **2016**, *5*, 181–198.

56. Stoll, M.; Loveys, B.; Dry, P. Hormonal changes induced by partial root zone drying of irrigated grapevine. *J. Exp. Bot.* **2000**, *51*, 1627–1634. [CrossRef] [PubMed]
57. Tanaka, Y.; Sano, T.; Tamaoki, M.; Naka-jima, N.; Kondo, N.; Hasezawa, S. Cytokinin and auxin inhibit abscisic acid-induced stomatal closure by enhancing ethylene production in *Arabidopsis*. *J. Exp. Bot.* **2006**, *57*, 2259–2266. [CrossRef]
58. Verma, J.; Srivastava, A.K. Physiological basis of salt stress resistance in pigeon pea (*Cajanus cajan* L.). II. Pre-sowing seed soaking treatment in regulating early seedling metabolism during seed germination. *Plant Physiol. Biochem.* **1998**, *25*, 89–94.
59. Bagheri, A.; Bagherifard, A.; Saborifard, H.; Ahmadi, M.M.; Safarpour, M. Effects of drought, cytokinin and GA3 on seedling growth of basil (*Ocimum basilicum*). *Int. J. Adv. Biol. Biomed. Res.* **2014**, *2*, 489–493.
60. Iqbal, M.; Ashraf, M. Presowing seed treatment with cytokinins and its effect on growth, photosynthetic rate, ionic levels and yield of two wheat cultivars differing in salt tolerance. *J. Integr. Plant Biol.* **2005**, *47*, 1315–1325. [CrossRef]
61. Afzal, I.; Basra, S.M.; Iqbal, A. The effects of seed soaking with plant growth regulators on seedling vigor of wheat under salinity stress. *J. Stress Physiol. Biochem.* **2005**, *1*, 6–14.
62. Angrish, A.; Kumar, B.; Datta, K.S. Effect of gibberellic acid and kinetin on nitrogen content and nitrate reductase activity in wheat under saline conditions. *Indian J. Plant Physiol.* **2001**, *6*, 172–177.
63. Gadallah, M.A.A. Effects of kinetin on growth, grain yield and some mineral elements in wheat plants growing under excess salinity and oxygen deficiency. *Plant Growth Regul.* **1999**, *27*, 63–74. [CrossRef]
64. Datta, K.; Varma, S.; Angrish, R.; Kumar, B.; Kumari, P. Alleviation of salt stress by plant growth regulators in *Triticum aestivum* L. *Biol. Plant.* **1997**, *40*, 269–275. [CrossRef]
65. Hedden, P.; Sponsel, V. A Century of Gibberellin Research. *J. Plant Growth Regul.* **2015**, *34*, 740–760. [CrossRef]
66. Yamaguchi, S. Gibberellin metabolism and its regulation. *Annu. Rev. Plant Physiol.* **2008**, *59*, 225–251. [CrossRef] [PubMed]
67. Richards, D.E.; King, K.E.; Ait-ali, T.; Harberd, N.P. How gibberellin regulates plant growth and development: A molecular genetic analysis of gibberellin signaling. *Annu. Rev. Plant Physiol. Plant Mol. Biol.* **2001**, *52*, 67–88. [CrossRef]
68. Demir, I.; Ellialtioglu, S.; Tipirdamaz, R. The effect of different priming treatments on reparability of aged eggplant seeds. *Acta Hort.* **1994**, *362*, 205–212. [CrossRef]
69. Munteanu, V.; Gordeev, V.; Martea, R.; Duca, M. Effect of gibberellin cross talk with other phytohormones on cellular growth and mitosis to endoreduplication transition. *Int. J. Adv. Res. Biol. Sci.* **2014**, *1*, 136–153.
70. Cramer, G.R.; Urano, K.; Delrot, S.; Pezzotti, M.; Shinozaki, K. Effects of abiotic stress on plants: A systems biology perspective. *BMC Plant Biol.* **2011**, *11*, 163. [CrossRef] [PubMed]
71. Hasanuzzaman, M.; Bhuyan, M.H.; Parvin, K.; Bhuiyan, T.F.; Anee, T.I.; Nahar, K.; Hossen, M.; Zulficar, F.; Alam, M.; Fujita, M. Regulation of ROS metabolism in plants under environmental stress: A review of recent experimental evidence. *Int. J. Mol. Sci.* **2020**, *22*, 8695. [CrossRef] [PubMed]
72. AlTaey, D.K.A. Alleviation of salinity effects by poultry manure and gibberellin application on growth and peroxidase activity in pepper. *Int. J. Environ. Agric. Biotechnol.* **2017**, *2*, 1851–1862. [CrossRef]
73. Moumita, M.; Mahmud, J.A.; Biswas, P.K.; Nahar, K.; Fujita, M.; Hasanuzzaman, M. Exogenous application of gibberellic acid mitigates drought-induced damage in spring wheat. *Acta Agrobot.* **2019**, *72*, 1776. [CrossRef]
74. Jayasinghe, T.; Perera, P.; Wimalasekera, R. Effect of foliar application of gibberellin in mitigating salt stress in tomato (*Solanum Lycopersicum*), ‘Thilina’ variety. In Proceedings of the 6th International Conference on Multidisciplinary Approaches (iCMA), Faculty of Graduate Studies, University of Sri Jayewardenepura, Nugegoda, Sri Lanka, 26–27 November 2019; Available online: <https://ssrn.com/abstract=3497340> (accessed on 3 December 2019).
75. Miceli, A.; Moncada, A.; Sabatino, L.; Vetrano, F. Effect of gibberellic acid on growth, yield, and quality of leaf lettuce and rocket grown in a floating system. *Agronomy* **2019**, *9*, 382. [CrossRef]
76. Guangwu, Z.; Xuwen, J. Roles of gibberellin and auxin in promoting seed germination and seedling vigor in *Pinus massoniana*. *For. Sci.* **2014**, *60*, 367–373. [CrossRef]
77. Abido, W.A.E.; Allem, A.; Zsombik, L.; Attila, N. Effect of gibberellic acid on germination of six wheat cultivars under salinity stress levels. *Asian J. Biol. Sci.* **2019**, *12*, 51–60. [CrossRef]
78. Ghodrat, V.; Rousta, M.J. Effect of priming with gibberellic acid (GA3) on germination and growth of corn (*Zea mays* L.) under saline conditions. *Int. J. Agric. Crop. Sci.* **2012**, *4*, 883–885.
79. Ma, H.Y.; Zhao, D.D.; Ning, Q.R.; Wei, J.P.; Li, Y.; Wang, M.M.; Liu, X.L.; Jiang, C.J.; Liang, Z.W. A Multi-year beneficial effect of seed priming with gibberellic acid-3 (GA 3) on plant growth and production in a perennial grass, *Leymus chinensis*. *Sci. Rep.* **2018**, *8*, 1–9. [CrossRef] [PubMed]
80. Shineanwarialmas, B.; Menaka, C.; Yuvaraja, A. Effect of different seed priming treatments for improving seedling growth of maize seeds. *Int. J. Chem. Stud.* **2019**, *7*, 1777–1781.
81. Toklu, F. Effects of different priming treatments on seed germination properties, yield components and grain yield of lentil (*Lens culinaris* Medik.). *Not. Bot. Horti. Agrobot.* **2015**, *43*, 153–158. [CrossRef]
82. Tian, Y.; Guan, B.; Zhou, D.; Yu, J.; Li, G.; Lou, Y. Responses of seed germination, seedling growth, and seed yield traits to seed pretreatment in maize (*Zea mays* L.). *Sci. World J.* **2014**, *2014*, 834630. [CrossRef]
83. Ghobadi, M.; Abnavi, M.S.; Honarmand, S.J.; Ghobadi, M.E.; Mohammadi, R.M. Effect of hormonal priming (GA3) and osmopriming on behaviour of seed germination in wheat (*Triticum aestivum* L.). *J. Agric. Sci.* **2012**, *4*, 244–250. [CrossRef]

84. Sedghi, M.; Nemati, A.; Esmailpour, B. Effect of seed priming on germination and seedling growth of two medicinal plants under salinity. *Emir. J. Food Agric.* **2010**, *22*, 130–139. [[CrossRef](#)]
85. Sedghi, M.; Nemati, A.; Amanpour-Balaneji, B.; Gholipouri, A. Influence of different priming materials on germination and seedling establishment of milk thistle (*Silybum marianum*) under salinity stress. *World Appl. Sci. J.* **2010**, *11*, 604–609.
86. Shariatmadari, M.H.; Parsa, M.; Nezami, A.; Kafi, M. Effects of hormonal priming with gibberellic acid on emergence, growth and yield of chickpea under drought stress. *Biosci. Res.* **2017**, *14*, 34–41.
87. Sheykhbaglou, R.; Rahimzadeh, S.; Ansari, O.; Sedghi, M. The Effect of salicylic acid and gibberellin on seed reserve utilization, germination and enzyme activity of sorghum (*Sorghum bicolor* L) seeds under drought stress. *J. Stress Physiol. Biochem.* **2014**, *10*, 5–13.
88. Tsegay, B.A.; Andargie, M. Seed priming with gibberellic acid (GA₃) alleviates salinity induced inhibition of germination and seedling growth of *Zea mays* L., *Pisum sativum* Var. *abyssinicum* A. Braun and *Lathyrus sativus* L. *J. Crop Sci. Biotechnol.* **2018**, *21*, 261–267. [[CrossRef](#)]
89. Watanabe, H.; Honma, K.; Adachi, Y.; Fukuda, A. Effects of combinational treatment with ethephon and gibberellic acid on rice seedling growth and carbohydrate mobilization in seeds under flooded conditions. *Plant Prod. Sci.* **2018**, *21*, 380–386. [[CrossRef](#)]
90. Younesi, O.; Moradi, A. Effect of priming of seeds of *Medicago sativa* 'Bami' with gibberellic acid on germination, seedlings growth and antioxidant enzymes activity under salinity stress. *J. Hortic. Res.* **2014**, *22*, 167–174. [[CrossRef](#)]
91. Raheem, S.; Khan, J.; Gurmani, A.R.; Waqas, M.; Hamayun, M.; Khan, A.L.; Kang, S.M.; Lee, I.J. Seed priming with gibberellic acid (GA₃) in sponge gourd modulated high salinity stress. *Pakhtunkhwa J. Life Sci.* **2014**, *2*, 75–86.
92. Dai, L.Y.; Zhu, H.D.; Yin, K.D.; Du, J.D.; Zhang, Y.X. Seed priming mitigates the effects of saline-alkali stress in soybean seedlings. *Chil. J. Agric. Res.* **2017**, *77*, 118–125. [[CrossRef](#)]
93. Hamza, J.H.; Ali, M.K.M. Effect of seed soaking with GA₃ on emergence and seedling growth of corn under salt stress. *Iraqi J. Agric. Sci.* **2017**, *48*, 560–566. [[CrossRef](#)]
94. Zhu, G.; An, L.; Jiao, X.; Chen, X.; Zhou, G.; McLaughlin, N. Effects of gibberellic acid on water uptake and germination of sweet sorghum seeds under salinity stress. *Chil. J. Agric. Res.* **2019**, *79*, 415–424. [[CrossRef](#)]
95. Nada, H.S.; Hamza, J.H. Priming of maize seed with gibberellin (GA₃) to tolerate drought stress. 2. Field emergence and its properties. *Iraqi J. Des. Stud.* **2019**, *9*, 1–12.
96. Yakoubi, F.; Babou, F.Z.; Belkhodja, M. Effects of gibberellic and abscisic acids on germination and seedling growth of okra (*Abelmoschus esculentus* L.) under salt stress. *Pertanika J. Trop. Agric. Sc.* **2019**, *42*, 847–860.
97. Samad, R.; Karmokar, J.L. Effects of gibberellic acid and kn on seed germination and accumulation of Na⁺ and K⁺ in the seedlings of Triticale-I under salinity stress. *Bangladesh J. Bot.* **2012**, *41*, 123–129. [[CrossRef](#)]
98. Ye, N.; Jia, L.; Zhang, J. ABA signal in rice under stress conditions. *Rice* **2012**, *5*, 1. [[CrossRef](#)] [[PubMed](#)]
99. Mittler, R.; Blumwald, E. The roles of ROS and ABA in systemic acquired acclimation. *Plant Cell* **2015**, *27*, 64–70. [[CrossRef](#)] [[PubMed](#)]
100. Sah, S.K.; Reddy, K.R.; Li, J. Abscisic acid and abiotic stress tolerance in crop plants. *Front. Plant Sci.* **2016**, *7*, 571. [[CrossRef](#)]
101. Eyidogan, F.; Oz, M.T.; Yucel, M.; Oktem, H.A. Signal transduction of phytohormones under abiotic stresses. In *Phytohormones and Abiotic Stress Tolerance in Plants*; Khan, N., Iqbal, N., Anjum, N.A., Eds.; Springer: Berlin, Germany, 2012; pp. 1–4.
102. Devinar, G.; Llanes, A.; Masciarelli, O.; Luna, V. Different relative humidity conditions combined with chloride and sulfate salinity treatments modify abscisic acid and salicylic acid levels in the halophyte *Prosopis strombulifera*. *Plant Growth Regul.* **2013**, *70*, 247–256. [[CrossRef](#)]
103. Gurmani, A.R.; Bano, A.; Ullah, N.; Khan, H.; Jahangir, M.; Flowers, T.J. Exogenous abscisic acid (ABA) and silicon (Si) promote salinity tolerance by reducing sodium (Na⁺) transport and bypass flow in rice (*Oryza sativa* indica). *Aust. J. Crop. Sci.* **2013**, *7*, 1219–1226.
104. Gurmani, A.; Bano, A.; Khan, S.; Din, J.; Zhang, J. Alleviation of salt stress by seed treatment with abscisic acid (ABA), 6-benzylaminopurine (BA) and chlormequat chloride (CCC) optimizes ion and organic matter accumulation and increases yield of rice (*Oryza sativa* L.). *Aust. J. Crop. Sci.* **2011**, *5*, 1278–1285.
105. Gurmani, A.; Bano, A.; Salim, M. Effect of growth regulators on growth, yield and ions accumulation of rice (*Oryza sativa* L.) under salt stress. *Pak. J. Bot.* **2006**, *38*, 1415–1424.
106. Li, X.J.; Yang, M.F.; Chen, H.; Qu, L.Q.; Chen, F.; Shen, S.H. Abscisic acid pretreatment enhances salt tolerance of rice seedlings: Proteomic evidence. *Biochim. Biophys. Acta* **2010**, *1804*, 929–940. [[CrossRef](#)]
107. Liu, X.L.; Zhang, H.; Jin, Y.Y.; Wang, M.M.; Yang, H.Y.; Ma, H.Y.; Jiang, C.J.; Liang, Z.W. Abscisic acid primes rice seedlings for enhanced tolerance to alkaline stress by upregulating antioxidant defense and stress tolerance-related genes. *Plant Soil* **2019**, *438*, 39–55. [[CrossRef](#)]
108. Wei, L.X.; Lv, B.S.; Wang, M.M.; Ma, H.Y.; Yang, H.Y.; Liu, X.L.; Jiang, C.J.; Liang, Z.W. Priming effect of abscisic acid on alkaline stress tolerance in rice (*Oryza sativa* L.) seedlings. *Plant Physiol. Biochem.* **2015**, *90*, 50–57. [[CrossRef](#)]
109. Amzallag, G.N.; Lerner, H.R. Physiological adaptation of plants to environmental stresses. In *Handbook for Plant and Crop Physiology*; Pessarakli, M., Ed.; Marcel Dekker Inc.: Boca Raton, NY, USA, 1990; pp. 557–576.
110. Fricke, W.; Akhiyarova, G.; Veselov, D.; Kudoyarova, G. Rapid and tissue-specific changes in ABA and in growth rate in response to salinity in barley leaves. *J. Exp. Bot.* **2004**, *5*, 1115–1123. [[CrossRef](#)] [[PubMed](#)]

111. Safari, H.; Hosseini, S.M.; Azari, A.; Rafsanjani, M.H. Effects of seed priming with ABA and SA on seed germination and seedling growth of sesame (*Sesamum indicum* L.) under saline condition. *Aust. J. Crop Sci.* **2018**, *12*, 1385. [[CrossRef](#)]
112. Zongshuai, W.; Xiangnan, L.; Xiancan, Z.; Shengqun, L.; Fengbin, S.; Fulai, L.; Yang, W.; Xiaoning, Q.; Fahong, W.; Zhiyu, Z.; et al. Salt acclimation induced salt tolerance is enhanced by abscisic acid priming in wheat. *Plant Soil Environ.* **2017**, *63*, 307–314. [[CrossRef](#)]
113. Garcarrubio, A.; Legaria, J.P.; Covarrubias, A.A. Abscisic acid inhibits germination of mature *Arabidopsis* seeds by limiting the availability of energy and nutrients. *Planta* **1997**, *203*, 182–187. [[CrossRef](#)]
114. Nambara, E.; Okamoto, M.; Tatematsu, K.; Yano, R.; Seo, M.; Kamiya, Y. Abscisic acid and the control of seed dormancy and germination. *Seed Sci. Res.* **2010**, *20*, 55–67. [[CrossRef](#)]
115. Srivastava, A.K.; Lokhande, V.H.; Patade, V.Y.; Suprasanna, P.; Sjahril, R.; Dsouza, S.F. Comparative evaluation of hydro-, chemo-, and hormonal-priming methods for imparting salt and PEG stress tolerance in Indian mustard (*Brassicajuncea* L.). *Acta Physiol. Plant.* **2010**, *32*, 1135–1144. [[CrossRef](#)]
116. Holbrook, N.M.; Shashidar, V.R.; James, R.A.; Munns, R. Stomatal control in tomato with ABA deficient roots: Response of grafted plants to soil drying. *J. Exp. Bot.* **2002**, *53*, 1503–1514.
117. Islam, M.M.; Ye, W.; Matsushima, D.; Rhaman, M.S.; Munemasa, S.; Okuma, E.; Nakamura, Y.; Biswas, M.S.; Mano, J.I.; Murata, Y. Reactive carbonyl species function as signal mediators downstream of H₂O₂ production and regulate [Ca²⁺]_{cyt} elevation in ABA signal pathway in *Arabidopsis* guard cells. *Plant Cell Physiol.* **2019**, *60*, 1146–1159. [[CrossRef](#)]
118. Rhaman, M.S.; Nakamura, T.; Nakamura, Y.; Munemasa, S.; Murata, Y. The myrosinases TGG1 and TGG2 function redundantly in reactive carbonyl species signaling in *Arabidopsis* guard cells. *Plant Cell Physiol.* *61*, 967–977. [[CrossRef](#)]
119. Ye, W.; Ando, E.; Rhaman, M.S.; Tahjib-Ul-Arif, M.; Okuma, E.; Nakamura, Y.; Kinoshita, T.; Murata, Y. Inhibition of light-induced stomatal opening by allyl isothiocyanate does not require guard cell cytosolic Ca²⁺ signaling. *J. Exp. Bot.* **2020**, *71*, 2922–2932. [[CrossRef](#)] [[PubMed](#)]
120. Marthandan, V.; Geetha, R.; Kumutha, K.; Renganathan, V.G.; Karthikeyan, A.; Ramalingam, J. Seed Priming: A Feasible Strategy to Enhance Drought Tolerance in Crop Plants. *Int. J. Mol. Sci.* **2020**, *21*, 8258. [[CrossRef](#)] [[PubMed](#)]
121. Khan, W.; Prithiviraj, B.; Smith, D. Photosynthetic response of corn and soybean to foliar application of salicylates. *J. Plant Physiol.* **2003**, *160*, 485–492. [[CrossRef](#)] [[PubMed](#)]
122. Senaratna, T.; Touchell, D.; Bumm, E.; Dixon, K. Acetyl salicylic acid (aspirin) and salicylic acid induce multiple stress tolerance in bean and tomato plants. *Plant Growth Regul.* **2000**, *30*, 157–161. [[CrossRef](#)]
123. Bastam, N.; Baninasab, B.; Ghobadi, C. Improving salt tolerance by exogenous application of salicylic acid in seedlings of pistachio. *Plant Growth Regul.* **2013**, *69*, 275–284. [[CrossRef](#)]
124. Jia, C.; Zhang, L.; Liu, L.; Wang, J.; Li, C.; Wang, Q. Multiple phytohormone signalling pathways modulate susceptibility of tomato plants to *Alternaria alternata* f. sp. *lycopersici*. *J. Exp. Bot.* **2013**, *64*, 637–650. [[CrossRef](#)]
125. Matilla-Vazquez, M.A.; Matilla, A.J. Ethylene: Role in plants under environmental stress. In *Physiological Mechanisms and Adaptation Strategies in Plants under Changing Environment*; Ahmad, P., Wani, M.R., Eds.; Springer: New York, NY, USA, 2014; Volume 2, pp. 189–222.
126. Fahad, S.; Bano, A. Effect of salicylic acid on physiological and biochemical characterization of maize grown in saline area. *Pak. J. Bot.* **2012**, *44*, 1433–1438.
127. Khanna, P.; Kaur, K.; Gupta, A.K. Salicylic acid induces differential anti-oxidant response in spring maize under high temperature stress. *Indian J. Exp. Biol.* **2016**, *54*, 386–393.
128. Habibi, A.; Abdoli, M. Influence of salicylic acid pre-treatment on germination, vigor and growth parameters of garden cress (*Lepidium sativum*) seedlings under water potential loss at salinity stress. *Int. Res. J. Basic Appl. Sci.* **2013**, *4*, 1393–1399.
129. Chavoushi, M.; Najafi, F.; Salimi, A.; Angaji, S.A. Improvement in drought stress tolerance of safflower during vegetative growth by exogenous application of salicylic acid and sodium nitroprusside. *Ind. Crops Prod.* **2019**, *134*, 168–176. [[CrossRef](#)]
130. Shinwari, K.I.; Jan, M.; Shah, G.; Khattak, S.R.; Urehman, S.; Daud, M.K.; Naeem, R.; Jamil, M. Seed priming with salicylic acid induces tolerance against chromium (VI) toxicity in rice (*Oryza sativa* L.). *Pak. J. Bot.* **2015**, *47*, 161–170.
131. Shatpathy, P.; Kar, M.; Dwibedi, S.K.; Dash, A. Seed priming with salicylic acid improves germination and seedling growth of rice (*Oryza sativa* L.) under PEG-6000 induced water stress. *Int. J. Cur. Microbiol. Appl. Sci.* **2018**, *7*, 907–924. [[CrossRef](#)]
132. Pouramir-Dashtman, F.; Khajeh-Hosseini, M.; Esfahani, M. Improving chilling tolerance of rice seedling by seed priming with salicylic acid. *Arch. Agron. Soil Sci.* **2014**, *60*, 1291–1302. [[CrossRef](#)]
133. Theerakulpisut, P.; Kanawapee, N.; Panwong, B. Seed priming alleviated salt stress effects on rice seedlings by improving Na⁺/K⁺ and maintaining membrane integrity. *Int. J. Plant Biol.* **2016**, *7*, 6402. [[CrossRef](#)]
134. Li, Z.; Xu, J.; Gao, Y.; Wang, C.; Guo, G.; Luo, Y.; Huang, Y.; Hu, W.; Sheteiwy, M.S.; Guan, Y.; et al. The synergistic priming effect of exogenous salicylic acid and H₂O₂ on chilling tolerance enhancement during maize (*Zea mays* L.) seed germination. *Front. Plant Sci.* **2017**, *8*, 1153. [[CrossRef](#)]
135. Farooq, M.; Aziz, T.; Basra, S.M.; Cheema, M.A.; Rehman, H. Chilling tolerance in hybrid maize induced by seed priming with salicylic acid. *J. Agron. Crop. Sci.* **2008**, *194*, 161–168. [[CrossRef](#)]
136. Zanganeh, R.; Jamei, R.; Rahmani, F. Impacts of seed priming with salicylic acid and sodium hydrosulfide on possible metabolic pathway of two amino acids in maize plant under lead stress. *Mol. Biol. Res. Commun.* **2018**, *7*, 83–88. [[CrossRef](#)] [[PubMed](#)]

137. Singh, V.P.; Kumar, J.; Singh, M.; Singh, S.; Prasad, S.M.; Dwivedi, R.; Singh, M.P. Role of salicylic acid-seed priming in the regulation of chromium (VI) and UV-B toxicity in maize seedlings. *Plant Growth Regul.* **2016**, *78*, 79–91. [[CrossRef](#)]
138. Afzal, I.; Basra, S.M.; Farooq, M.; Nawaz, A. Alleviation of salinity stress in spring wheat by hormonal priming with ABA, salicylic acid and ascorbic acid. *Int. J. Agric. Biol.* **2006**, *8*, 23–28.
139. Ulfat, A.N.; Majid, S.A.; Hameed, A. Hormonal seed priming improves wheat (*Triticum aestivum*) field performance under drought and non-stress conditions. *Pak. J. Bot.* **2017**, *49*, 1239–1253.
140. Khamseh, S.R.; Shekari, F.; Zangani, E. The effects of priming with salicylic acid on resistance to osmotic stress in germination stage of wheat. *Int. J. Agric. Res. Rev.* **2013**, *3*, 543–558.
141. Azeem, M.; Abbasi, M.W.; Qasim, M.; Ali, H. Salicylic acid seed priming modulates some biochemical parameters to improve germination and seedling growth of salt stressed wheat (*Triticum aestivum* L.). *Pak. J. Bot.* **2018**, *51*, 385–391. [[CrossRef](#)]
142. El-Shazoly, R.M.; Metwally, A.A.; Hamada, A.M. Salicylic acid or thiamin increases tolerance to boron toxicity stress in wheat. *J. Plant Nutr.* **2019**, *42*, 702–722. [[CrossRef](#)]
143. Gul, F.; Arfan, M.; Shahbaz, M.; Basra, S. Salicylic acid seed priming modulates morphology, nutrient relations and photosynthetic attributes of wheat grown under cadmium stress. *Int. J. Agric. Biol.* **2020**, *23*, 197–204. [[CrossRef](#)]
144. Namdari, A.; Baghbani, A. Consequences of seed priming with salicylic acid and hydro priming on smooth vetch seedling growth under water deficiency. *J. Agric. Sci.* **2017**, *9*, 259–267. [[CrossRef](#)]
145. Bahadoori, S.; Behrooz, E.; Mokhtar, H.; Surur, K.; Mosadegh, P.S.; Hassankeloo, N.T.; Alireza, G. Effects of seed priming with salicylic acid and polyamines on physiological and biochemical characteristics of okra (*Abelmoschus esculentus*) under low temperature stress. *J. Plant Process Funct.* **2016**, *5*, 145–156.
146. Tabatabaei, S.A. Effect of salicylic acid and ascorbic acid on germination indexes and enzyme activity of sorghum seeds under drought stress. *J. Stress Physiol. Biochem.* **2013**, *9*, 32–38.
147. Ghoohestani, A.; Gheisary, H.; Zahedi, S.; Dolatkhahi, A. Effect of seed priming of tomato with salicylic acid, ascorbic acid and hydrogen peroxide on germination and plantlet growth in saline conditions. *Int. J. Agron. Plant Prod.* **2012**, *3*, 700–704.
148. Singh, S.K.; Singh, P.K. Effect of seed priming of tomato with salicylic acid on growth, flowering, yield and fruit quality under high temperature stress conditions. *Int. J. Adv. Res.* **2016**, *4*, 723–727.
149. Rafique, N.; Raza, S.H.; Qasim, M.; Iqbal, N.A. Pre-sowing application of ascorbic acid and salicylic acid to seed of pumpkin and seedling response to salt. *Pak. J. Bot.* **2011**, *43*, 2677–2682.
150. Azooz, M.M. Salt stress mitigation by seed priming with salicylic acid in two faba bean genotypes differing in salt tolerance. *Int. J. Agric. Biol.* **2009**, *11*, 343–350.
151. Rehman, H.; Farooq, M.; Basra, S.M.; Afzal, I. Hormonal priming with salicylic acid improves the emergence and early seedling growth in cucumber. *J. Agric. Soc. Sci.* **2011**, *7*, 109–113.
152. Soliman, M.H.; Al-Juhani, R.S.; Hashash, M.A.; Al-Juhani, F.M. Effect of seed priming with salicylic acid on seed germination and seedling growth of broad bean (*Vicia faba* L.). *Int. J. Agric. Technol.* **2016**, *12*, 1125–1138.
153. Ahmad, F.; Iqbal, S.; Khan, M.R.; Abbas, M.W.; Ahmad, J.; Nawaz, H.; Shah, S.M.; Iqbal, S.; Ahmad, M.; Ali, M. Influence of seed priming with salicylic acid on germination and early growth of sesame. *Pure Appl. Biol.* **2019**, *8*, 1206–1213. [[CrossRef](#)]
154. Mori, I.C.; Pinontoan, R.; Kawano, T.; Muto, S. Involvement of superoxide generation in salicylic acid-induced stomatal closure in *Vicia faba*. *Plant Cell Physiol.* **2001**, *42*, 1383–1388. [[CrossRef](#)] [[PubMed](#)]
155. Khokon, M.A.; Okuma, E.I.; Hossain, M.A.; Munemasa, S.; Uraji, M.; Nakamura, Y.; Mori, I.C.; Murata, Y. Involvement of extracellular oxidative burst in salicylic acid-induced stomatal closure in *Arabidopsis*. *Plant Cell Environ.* **2011**, *34*, 434–443. [[CrossRef](#)] [[PubMed](#)]
156. Wang, K.L.; Li, H.; Ecker, J.R. Ethylene biosynthesis and signaling networks. *Plant Cell* **2002**, *14*, S131–S151. [[CrossRef](#)]
157. Montalvo, E.; Garcia, H.S.; Tovar, B.; Mata, M. Application of exogenous ethylene on postharvest ripening of refrigerated 'Ataulfo' mangoes. *LWT-Food Sci. Technol.* **2007**, *40*, 1466–1472. [[CrossRef](#)]
158. Ma, Y.; Yang, M.; Wang, J.; Jiang, C.-Z.; Wang, Q. Application of exogenous ethylene inhibits postharvest peel browning of 'Huangguan' pear. *Front. Plant Sci.* **2017**, *7*, 2029. [[CrossRef](#)]
159. Kim, Y.; Seo, C.; Khan, A.L.; Mun, B.G.; Shahzad, R.; Ko, J.W.; Yun, B.W.; Park, S.K.; Lee, I.J. Exo-ethylene application mitigates waterlogging stress in soybean (*Glycine max* L.). *BMC Plant Biol.* **2018**, *18*, 254. [[CrossRef](#)]
160. Nascimento, W.M.; Cantliffe, D.J.; Huber, D.J. Ethylene evolution and endo-beta-mannanase activity during lettuce seed germination at high temperature. *Sci. Agric.* **2004**, *61*, 156–163. [[CrossRef](#)]
161. Manoharlal, R.; Saiprasad, G.V.S.; Kovařík, A. Gene-specific DNA demethylation changes associates with ethylene induced germination of soybean [*Glycine max* (L.) Merrill]. *Plant Physiol. Rep.* **2019**, *24*, 272–277. [[CrossRef](#)]
162. Sheteiwy, M.S.; Gong, D.; Gao, Y.; Pan, R.; Hu, J.; Guan, Y. Priming with methyl jasmonate alleviates polyethylene glycol-induced osmotic stress in rice seeds by regulating the seed metabolic profile. *Environ. Exp. Bot.* **2018**, *153*, 236–248. [[CrossRef](#)]
163. Hassini, I.; Martinez-Ballesta, M.C.; Boughanmi, N.; Moreno, D.A.; Carvajal, M. Improvement of broccoli sprouts (*Brassica oleracea* L. var. *italica*) growth and quality by KCl seed priming and methyl jasmonate under salinity stress. *Sci. Hort.* **2017**, *226*, 141–151. [[CrossRef](#)]
164. Król, P.; Igielski, R.; Pollmann, S.; Kępczyńska, E. Priming of seeds with methyl jasmonate induced resistance to hemi-biotroph *Fusarium oxysporum* f. sp. *lycopersici* in tomato via 12-oxo-phytodienoic acid, salicylic acid, and flavonol accumulation. *J. Plant Physiol.* **2015**, *179*, 122–132. [[CrossRef](#)]

-
165. Ahammed, G.J.; Li, X.; Liu, A.; Chen, S. Brassinosteroids in plant tolerance to abiotic stress. *J. Plant Growth Regul.* **2020**. [[CrossRef](#)]
 166. Zhang, S.; Hu, J.; Zhang, Y.; Xie, X.J.; Knapp, A. Seed priming with brassinolide improves lucerne (*Medicago sativa* L.) seed germination and seedling growth in relation to physiological changes under salinity stress. *Aust. J. Agric. Res.* **2007**, *58*, 811–815. [[CrossRef](#)]
 167. Huang, L.; Zhang, L.; Zeng, R.; Wang, X.; Zhang, H.; Wang, L.; Liu, S.; Wang, X.; Chen, T. Brassinosteroid priming improves peanut drought tolerance via eliminating inhibition on genes in photosynthesis and hormone signaling. *Genes* **2020**, *11*, 919. [[CrossRef](#)]