

RESEARCH ARTICLE

# *In vivo* and *in vitro* studies of Cry5B and nicotinic acetylcholine receptor agonist anthelmintics reveal a powerful and unique combination therapy against intestinal nematode parasites

Yan Hu<sup>1</sup>, Melanie Miller<sup>2</sup>, Bo Zhang<sup>3</sup>, Thanh-Thanh Nguyen<sup>1</sup>, Martin K. Nielsen<sup>4</sup>, Raffi V. Aroian<sup>1\*</sup>

**1** Program in Molecular Medicine, University of Massachusetts Medical School, Worcester, MA, United States of America, **2** Division of Biological Sciences, University of California, San Diego, La Jolla, CA, United States of America, **3** Department of Quantitative Health Sciences, University of Massachusetts Medical School, Worcester, MA, United States of America, **4** Department of Veterinary Science, University of Kentucky, Lexington, KY, United States of America

\* [Raffi.Aroian@umassmed.edu](mailto:Raffi.Aroian@umassmed.edu)



**OPEN ACCESS**

**Citation:** Hu Y, Miller M, Zhang B, Nguyen T-T, Nielsen MK, Aroian RV (2018) *In vivo* and *in vitro* studies of Cry5B and nicotinic acetylcholine receptor agonist anthelmintics reveal a powerful and unique combination therapy against intestinal nematode parasites. *PLoS Negl Trop Dis* 12(5): e0006506. <https://doi.org/10.1371/journal.pntd.0006506>

**Editor:** Robert M. Greenberg, University of Pennsylvania, UNITED STATES

**Received:** January 17, 2018

**Accepted:** May 8, 2018

**Published:** May 18, 2018

**Copyright:** © 2018 Hu et al. This is an open access article distributed under the terms of the [Creative Commons Attribution License](https://creativecommons.org/licenses/by/4.0/), which permits unrestricted use, distribution, and reproduction in any medium, provided the original author and source are credited.

**Data Availability Statement:** All relevant data are within the paper and its Supporting Information files.

**Funding:** This project was supported by (1) the National Institutes of Health/National Institute of Allergy and Infectious Diseases grant 5R01AI056189, (2) Agriculture and Food Research Initiative Competitive Grant no. 2015-11323 from the USDA National Institute of Food and

## Abstract

### Background

The soil-transmitted nematodes (STNs) or helminths (hookworms, whipworms, large roundworms) infect the intestines of ~1.5 billion of the poorest peoples and are leading causes of morbidity worldwide. Only one class of anthelmintic or anti-nematode drugs, the benzimidazoles, is currently used in mass drug administrations, which is a dangerous situation. New anti-nematode drugs are urgently needed. *Bacillus thuringiensis* crystal protein Cry5B is a powerful, promising new candidate. Drug combinations, when properly made, are ideal for treating infectious diseases. Although there are some clinical trials using drug combinations against STNs, little quantitative and systemic work has been performed to define the characteristics of these combinations *in vivo*.

### Methodology/Principal findings

Working with the hookworm *Ancylostoma ceylanicum*-hamster infection system, we establish a laboratory paradigm for studying anti-nematode combinations *in vivo* using Cry5B and the nicotinic acetylcholine receptor (nAChR) agonists tribendimidine and pyrantel pamoate. We demonstrate that Cry5B strongly synergizes *in vivo* with both tribendimidine and pyrantel at specific dose ratios against hookworm infections. For example, whereas 1 mg/kg Cry5B and 1 mg/kg tribendimidine individually resulted in only a 0%-6% reduction in hookworm burdens, the combination of the two resulted in a 41% reduction ( $P = 0.020$ ). Furthermore, when mixed at synergistic ratios, these combinations eradicate hookworm infections at doses where the individual doses do not. Using cyathostomin nematode parasites of horses, we find based on inhibitory concentration 50% values that a strongylid parasite population doubly resistant to nAChR agonists and benzimidazoles is more susceptible or

Agriculture, (3) Bill & Melinda Gates Foundation Grant no. OPP1067992, and (4) a PATH Drug Solutions Grant, all to RVA. The funders had no role in study design, data collection and analysis, decision to publish, or preparation of the manuscript.

**Competing interests:** The authors have declared that no competing interests exist.

“hypersusceptible” to Cry5B than a cyathostomin population not resistant to nAChR agonists, consistent with previous *Caenorhabditis elegans* results.

## Conclusions/Significance

Our study provides a powerful means by which anthelmintic combination therapies can be examined *in vivo* in the laboratory. In addition, we demonstrate that Cry5B and nAChR agonists have excellent combinatorial properties—Cry5B combined with nAChR agonists gives rise to potent cures that are predicted to be recalcitrant to the development of parasite resistance. These drug combinations highlight bright spots in new anthelmintic development for human and veterinary animal intestinal nematode infections.

## Author summary

Intestinal nematodes are roundworm parasites of humans and animals, causing significant morbidity in both. In humans, these parasites are leading causes of morbidity in children, *e.g.*, causing growth stunting, cognitive impairment, and malnutrition. Few drugs are used to treat these parasites in humans and animals and there is increasing evidence that the drugs are losing efficacy and/or have low efficacy. Infectious diseases are best treated with drug combinations and not single drugs. However, there has been little work to characterize in detail how various anti-nematode drugs combine. Here we establish a new laboratory model to study anti-nematode drug combinations using the human hookworm *Ancylostoma ceylanicum* infection in hamsters. We show that two classes of anti-nematode drugs, Cry5B and the nicotinic acetylcholine receptor agonists tribendimidine and pyrantel, combine (synergize) in a way that is more powerful at specific drug ratios than predicted from their individual impacts. Furthermore, when combined at these ratios, these combinations completely eliminated parasites at doses where normally neither drug has that effect. Horse parasites resistant to pyrantel also appear to be hypersensitive (more sensitive than wild-type parasites) to Cry5B. These characteristics predict that combinations of Cry5B with tribendimidine or pyrantel will be extremely effective therapeutically and relatively recalcitrant to the development of parasite resistance.

## Introduction

Soil-transmitted helminth or soil-transmitted nematode (STN) infections are caused by different species of intestinal parasitic nematodes, mainly *Ascaris lumbricoides*, the hookworms *Necator americanus*, *Ancylostoma duodenale* and *Ancylostoma ceylanicum*, and *Trichuris trichiura*[1]. STNs are the most prevalent parasites of humans on earth, with approximately 1.5 billion people, or 20% of the world’s population, infected with at least one of these parasites[2]. STN infections can cause severe morbidity especially in children, including growth stunting, intellectual impairment, cognitive and educational deficits, malnutrition, and iron deficiency anemia; they also have significant impacts on adults including complications with pregnancy, impaired worker productivity and productive capacity, and weak adults[1,3]. Intestinal parasitic nematodes are also the most common parasites of farm and companion animals worldwide and are significant problems in veterinary medicine. In horses, for example, strongylid parasites are considered ubiquitous and known as a common cause of gastrointestinal disease [4].

Drug treatment using anti-nematode drugs (anthelmintics) is the current strategy to control morbidity associated with STN infections but perilously relies heavily on a single class of drug, the benzimidazoles (BZs, namely albendazole, mebendazole) [5,6]. Unfortunately, the current efficacy of BZs is in an alarming situation: 1) only albendazole has good efficacy against hookworm infection and neither is highly effective against the whipworm *T. trichiura* [7]; 2) not all mass drug administrations are achieving encouraging results [8,9]; and 3) there are clear examples of low BZ efficacy against both hookworms and *Ascaris*, even with albendazole [10–13]. Relying on a single class of drug for parasitic nematode diseases is clearly a recipe for disaster, as has been commonly seen in veterinary medicine where resistance to single drug classes is rampant [14]. A second approved class of anti-STN (anthelmintic) drugs is the nicotinic acetylcholine receptor (nAChR) agonists, namely pyrantel and levamisole. However, these have much lower efficacy than the BZs and thus are typically not used [5,6]. Tribendimidine, a newer nAChR agonist that is not yet on the WHO approved drug list, has better efficacy (similar to albendazole) and is moving forward for clinical approval [15–19]. The same classes of drugs are commonly used against intestinal nematodes in veterinary medicine, where widespread resistance of many parasites in many animal hosts is common and medically problematic [14,20].

Drug combinations to delay/prevent resistance are the mainstay of the “big three” global infectious diseases: HIV, TB, and malaria [21]. It is now only with drug combinations that there is effective therapy against these infectious disease agents, which would otherwise rapidly develop resistance to monotherapies. Currently, drug combinations are routinely used to target filarial nematode diseases [22] but not STN diseases. There is clearly an increased interest in clinical studies with anti-STN drugs in which treatment trials are compared with defined doses of various drugs singly and in combination, often, but not always, with the goal of improving efficacy against whipworms [16,23–27]. However, because of the limitations of carrying out clinical studies with humans, it is difficult to carry out detailed studies regarding optimization of combinations (*e.g.*, studying effects of various ratios of drug combinations or studying effects of resistant alleles on drug efficacy) with regards to efficacy and long-term resistance management. *In vivo* animal models of STNs can be used to address these limitations.

Cry5B is a new class of anti-nematode compound with *in vivo* efficacy against hookworms and *Ascaris* [28–31]. Previous studies using the laboratory free-living nematode *Caenorhabditis elegans* [32] have demonstrated that Cry5B has two ideal anti-nematode combinatorial characteristics with nAChR agonists levamisole, pyrantel, and tribendimidine: 1) Cry5B synergizes with nAChR agonists to kill and intoxicate *C. elegans*; and 2) *C. elegans* resistant to nAChR agonists are hypersusceptible or hypersensitive to Cry5B. Here, we test these combinatorial results using parasitic nematodes, looking for synergy with hookworms *in vivo* and hypersensitivity (hypersusceptibility) with horse small strongylid parasites *in vitro*. For these studies, we develop a new system for studying *in vivo* anti-nematode combination therapies with Cry5B and nAChR agonists, with promising results. This methodology also allows for optimization of drug ratios that can be widely applied to any anti-nematode therapy and that can provide major advances in how to best combine anti-nematode therapies for human STN and veterinary medicine use.

## Materials and methods

### Ethics statement

Hamsters and horses were provided with food and water (*ad libitum*). All animal experiments were carried out under protocols approved by either the University of California, San Diego (UCSD; S09067), University of Massachusetts Medical School (UMMS; A-2483) or University

of Kentucky (UK; 2012–1046) Institutional Animal Care and Use Committees (IACUC). All housing and care of laboratory animals used in this study conform to the National Institutes of Health (NIH) Guide for the Care and Use of Laboratory Animals in Research (see 18-F22) and all requirements and all regulations issued by the United States Department of Agriculture (USDA), including regulations implementing the Animal Welfare Act (P.L. 89–544) as amended (see 18-F23). Euthanasia was performed by CO<sub>2</sub> asphyxiation, followed by bilateral pneumothorax.

### Nematode maintenance

Hookworms *A. ceylanicum* were maintained in golden Syrian hamsters [29,30,33,34]. The cyathostomins in this study were maintained naturally in two different herds. The pyrantel-susceptible cyathostomin eggs were collected from the feces of an equine herd kept without deworming since 1979 [35]; eggs of anthelmintic resistant cyathostomins (Population S) were collected from the feces of a herd harboring cyathostomins that are doubly resistant to pyrantel and benzimidazoles [36].

### Reagents and drugs

HD1 Cry5B spore crystal lysate (SCL) and HD1 spore lysate (SL) for *in vivo* studies were produced and the concentration of Cry5B protein in HD1-Cry5B SCL was determined as previously described [37]. Tribendimidine was kindly provided by Dr. Shu-Hua Xiao at the Chinese Centers for Disease Control and Prevention. Pyrantel pamoate was purchased from Sigma (Cat# P6210-5G). On the day of use, SL and Cry5B SCL aliquots, tribendimidine powder and pyrantel pamoate powder were resuspended in distilled water right before *in vivo* treatment. Cry5B SCL suspension was kept on ice until gavage. When combinations were used, the drugs were given together in a single oral gavage. SL was used as the control for the Cry5B dose-response experiment, but water was used as the control for other experiments. Repeated studies in our lab have shown that SL alone has no effect on parasite burden of fecal egg counts relative to water (manuscript in preparation). Purified Cry5B for cyathostomin developmental inhibition assays was produced as described before [30,38] and dissolved in 20 mM HEPES (pH8.0) right before setting up the assays.

### *In vivo* curative studies with *A. ceylanicum* infections in hamsters

Male hamsters were infected with standard protocol as described before [29,30,33,34]. Males were used because we find they are much more susceptible to hookworm infection than females. On day 17 post-inoculation (P.I.), an overnight fecal sample was collected from each infected hamster. The number of eggs present was counted using the modified McMaster technique and the hamsters were grouped to ensure that the hamsters in each treatment group had roughly equivalent infection levels [29]. On day 18 P.I., hamsters were individually weighed and given the relevant treatment *per os* based on body weight. Anthelmintics (or water control) were given in 0.4 mL volume in sterile double-distilled water (3–5 hamsters per group) through a blunt-ended gavage needle. On day 21 P.I., an overnight fecal sample was collected from each infected hamster. The hamsters were sacrificed on day 22 P.I., and parasite burdens and eggs per gram of feces were determined as described [29].

### *In vitro* developmental inhibition assays with cyathostomins

Horse fecal samples harboring wild-type or double resistant cyathostomins eggs were collected fresh in airtight plastic baggies, transported in coolers to the laboratory, packed, and shipped

with ice packs to UMASS Medical School for egg isolation. Upon arrival, cyathostomin eggs were isolated using a modified nematode egg isolation protocol [39]. Larval development inhibition assays were set up in 96-well plates with purified Cry5B and pyrantel pamoate as described before for the *Caenorhabditis elegans* larval intoxication assay [40], except ~30 cyathostomin eggs were added to each well instead of *C. elegans* L1 larvae. Plates were incubated at 28° for 7 days. Each experiment included triplicate wells at each dose of Cry5B or pyrantel, and the experiment was performed three times independently.

### Statistical and synergy analyses

All the *in vivo* and *in vitro* data were plotted with Prism 7 (GraphPad Software, California, USA) and numerically presented in Tables 1, 2, 3, S1, and S2. The 95% confidence limits (given in S3 Table) and percentage reductions of the *in vivo* experiments shown in tables were calculated with Prism 7 and Microsoft Excel, respectively. We ran Shapiro-Wilk to test for normality of the data, and the data generally fit a normal distribution. However, to address any potential issues with non-normality, the *in vivo* data were analyzed by R statistical software [41] using a rank-based nonparametric multiple contrast test procedure by Konietzschke and Pauly [42]. These are the values reported in the text. The *in vivo* data in all figures was also analyzed by IBM SPSS Statistics v. 26 one-way ANOVA with one-tailed Dunnett’s post-test adjustment. Both sets of values are reported in the tables. For both analyses, each data point was compared relative to placebo control (water). The cyathostomin *in vitro* data statistical analyses (IC<sub>50</sub> values and 95% confidence limit calculations) were carried out with R statistical software.

## Results

### Cry5B and tribendimidine are synergistic *in vivo*

Synergism is used to describe the situation where the addition of one agent apparently increases the effect of another so that the effect of a combination is greater than would be

Table 1. *In vivo* data associated with experimental results in Fig 3.

Treatment	Hookworm burden (% reduction) <sup>a</sup>	P <sup>b</sup>	P <sup>c</sup>	Fecal egg counts (% reduction) <sup>d</sup>	P <sup>b</sup>	P <sup>c</sup>
Control (water)	22.3	na	na	2072	na	na
0.33 mg/kg Cry5B	24.9 (-11.7)	0.99	0.99	1689 (18.5)	0.80	0.51
1 mg/kg Cry5B	24.3 (-9.0)	0.98	0.98	2150 (-3.8)	0.98	0.93
0.33 mg/kg TrBD	25.8 (-15.7)	0.99	1.00	1816 (12.4)	0.78	0.66
1 mg/kg TrBD	20.9 (6.3)	0.69	0.76	1534 (26.0)	0.66	0.31
0.33 mg/kg Cry5B + 0.33 mg/kg TrBD	15.9 (28.7)	0.13	0.12	1153 (44.4)	0.20	0.05
0.33 mg/kg Cry5B + 1 mg/kg TrBD	21.4 (4.0)	0.74	0.81	1316 (36.5)	0.38	0.12
1 mg/kg Cry5B + 0.33 mg/kg TrBD	17.1 (23.3)	0.21	0.23	1425 (31.2)	0.42	0.20
1 mg/kg Cry5B + 1 mg/kg TrBD	13.1 (41.3)	0.020	0.01	831 (60.0)	0.056	0.006

<sup>a</sup> Average hookworm burdens (% reduction relative to water control)

<sup>b</sup> P value relative to water control, non-parametric comparison. See Materials and Methods.

<sup>c</sup> P value relative to water control, parametric comparison. See Materials and Methods.

<sup>d</sup> Average fecal egg counts (% reduction relative to water control)

na: not applicable

TrBD = Tribendimidine

Table 2. *In vivo* data associated with experimental results in Fig 6.

Treatment	Hookworm burden (% reduction) <sup>a</sup>	P <sup>b</sup>	P <sup>c</sup>	Fecal egg counts (% reduction) <sup>d</sup>	P <sup>b</sup>	P <sup>c</sup>
Control (water)	37.3	na	na	3194	na	na
0.33 mg/kg PYR	33.5 (10.1)	0.74	0.75	2094 (34.4)	0.45	0.16
0.33 mg/kg Cry5B	33.3 (10.7)	0.79	0.74	2381 (25.5)	0.54	0.33
1 mg/kg Cry5B	32.8 (12.1)	0.78	0.71	2681 (16.1)	0.76	0.57
3 mg/kg Cry5B	39.8 (-6.7)	0.96	0.95	2556 (20.0)	0.71	0.47
9 mg/kg Cry5B	24.0 (35.7)	0.12	0.21	1575 (50.7)	0.21	0.025
0.33 mg/kg PYR + 0.33 mg/kg Cry5B	31.8 (14.8)	0.68	0.65	2325 (27.2)	0.56	0.29
0.33 mg/kg PYR + 1 mg/kg Cry5B	15.8 (57.6)	0.031	0.02	1850 (42.1)	0.24	0.070
0.33 mg/kg PYR + 3 mg/kg Cry5B	25.3 (32.2)	0.35	0.26	1900 (40.5)	0.34	0.084
0.33 mg/kg PYR + 9 mg/kg Cry5B	12.0 (67.8)	0.030	0.008	813 (74.6)	0.080	0.001

<sup>a</sup> Average hookworm burdens (% reduction relative to water control)

<sup>b</sup> P value relative to water control, non-parametric comparison. See [Materials and Methods](#).

<sup>c</sup> P value relative to water control, parametric comparison. See [Materials and Methods](#).

<sup>d</sup> Average fecal egg counts (% reduction relative to water control)

na: not applicable

PYR = Pyrantel

<https://doi.org/10.1371/journal.pntd.0006506.t002>

expected if additive. We had two goals for studying Cry5B and tribendimidine *in vivo*: 1) to determine if they are synergistic, as they are against the free-living nematode *C. elegans* “*in vitro*” [32]; and 2) to determine which ratio of Cry5B and tribendimidine may be more synergistic since the degree of synergy for these two anti-nematode compounds against *C. elegans* changes based upon the ratio of the drugs [32]. Methods for quantitating synergy include checkerboards, isobolograms, and the combination index method [43–46]. However, we found that these methods are not ideally suited for measuring synergy for STN infections *in vivo* because the high natural variation of worm burdens that occur in laboratory animals would require using large number of animals for such a study. Indeed, in contrast to other studies [47,48], a preliminary study we carried out using the combinatorial index method to study *in vivo* synergy with these drugs failed to give an interpretable result for these reasons. We therefore devised a different method for studying drug synergy against STNs *in vivo*.

We decided on an amalgam of approaches discussed in Poch and Holzmann [49,50] and Chou [51]. In the former papers the response to drug A over a range of doses is studied in combination with a fixed, but active, amount of drug B. Chou conversely discusses the concept of drug enhancement/potentiation/ augmentation, in which drug A at some active dose is combined with drug B at a dose that by itself has no effect. In our hybrid approach, we set out to test what would happen if we study the full dose response of drug A with and without the

Table 3. Inhibitory concentration 50% (IC<sub>50</sub>) values in µg/mL with standard error for two cyathostomin lines treated with either pyrantel or Cry5B.

	Susceptible (Barn 10)	Pyrantel-resistant (Population S)	P value
IC <sub>50</sub> on pyrantel	21.9 ± 5.2	65.8 ± 23.7	<0.001
IC <sub>50</sub> on Cry5B	10.8 ± 1.4	7.7 ± 0.86	0.033

<https://doi.org/10.1371/journal.pntd.0006506.t003>

presence of no-effect or low-effect doses of drug B. As covered in the Results and Discussion below, this methodology ends up with significant advantages.

To begin with, we defined the dose response of hookworm *A. ceylanicum* infections in immunocompetent hamsters to each of these anti-nematode compounds. This parasite was chosen 1) because hookworms are the most important of the STNs, 2) because *A. ceylanicum* is a human pathogen and is increasingly recognized as major human hookworm parasite in Southeast Asia [52–54], 3) because of its close phylogenetic relationship to the other major hookworm parasites of humans (*Ancylostoma duodenale* and *Necator americanus* [55]), and 4) because it is a very good system for hookworm disease study [33].

We performed dose response of *A. ceylanicum* infections in hamsters to tribendimidine (Fig 1). We chose 3X change between doses for these studies since it allows for getting a good range of doses with a fixed number of groups (e.g., vs. 2X change between doses) while still giving good discrimination of dose-responsiveness (e.g., vs. 10X change between doses). We chose as our upper dose (strong effect) 9 mg/kg tribendimidine based on previous literature [47] and went down factors of three to include 3 mg/kg and 1 mg/kg.

As shown in Fig 1A and 1B and S1 Table, a dose response to tribendimidine is seen. At 1 mg/kg tribendimidine relative to water control, the changes seen (actually 2% increase in hookworm burdens,  $P = 0.66$  and 25.5% increase in fecal egg counts,  $P = 0.65$ ) are not significant and within the normal variation given the group size. At 3 mg/kg tribendimidine, a reduction (21.6%) in hookworm burdens is seen that is not significant but approaches significance ( $P = 0.063$ ). At 9 mg/kg tribendimidine, a large and significant reduction (84%;  $P = 0.008$ ) in hookworm burdens is seen. These trends were largely confirmed in independent experiments that also included lower doses of the drug (Fig 1C, 1D, 1E and 1F; S1 Table). Based on these data, we concluded that 0.33 mg/kg and 1 mg/kg tribendimidine are the highest doses in this experiment that show no detectable impact on the parasites and are safe to use as “no effect doses” (as noted above, although 3 mg/kg tribendimidine data did not achieve statistical significance, this dose did appear to give a weak and reproducible impact on the parasites). These data also provide a good range (0.33–9 mg/kg) of tribendimidine doses that define a range of no effect to strong effect.

We similarly performed dose response of *A. ceylanicum* infections in hamsters to Cry5B (delivered as SCL from *Bacillus thuringiensis* [37]). No detectable impact on hookworm burdens or fecal egg counts was seen with Cry5B relative to SL control at 0.33 mg/kg Cry5B (12% increase in hookworm burdens,  $P = 0.98$ ; 1.2% decrease in fecal egg counts,  $P = 0.81$ ; Fig 2A and 2B; S1 Table). A small but not significant impact was seen at 1 mg/kg Cry5B (25% reduction in hookworm burdens,  $P = 0.46$ ; 32% reduction in fecal egg counts,  $P = 0.45$ ; Fig 2A and 2B; S1 Table). Previous experiments in the lab suggested that 1 mg/kg Cry5B delivered as SCLs does not have a significant impact, which was confirmed in subsequent experiments in this study (Figs 3 and 6). Although 3 mg/kg Cry5B did not have a statistically significant impact, it did seem to be part of a trend in increased efficacy between 1 mg/kg Cry5B and 9 mg/kg Cry5B, which did have a significant impact (74% reduction in hookworm burdens,  $P = 0.05$ ; Fig 2A and 2B; S1 Table). Based on these data, we chose the 0.33 mg/kg and 1 mg/kg Cry5B doses as the highest doses that show no detectable impact on the parasites and 0.33 mg/kg up to 9 mg/kg as a range of Cry5B doses that define a range of no effect to strong effect.

A dose response of Cry5B (0.33, 1.0, 3.0 and 9.0 mg/kg) to hookworm infections in hamsters was then carried out without and with the two no-effect doses of tribendimidine (0.33 and 1.0 mg/kg), measuring hookworm burdens and fecal egg counts (S1A and S1B Fig; S2 Table). These combinations give Cry5B:tribendimidine ratios ranging from 1:3–27:1. We also carried out the reciprocal experiment in which a dose response of tribendimidine (0.33, 1.0, 3.0 and 9.0 mg/kg) to hookworm infections in hamsters was then carried out without and with

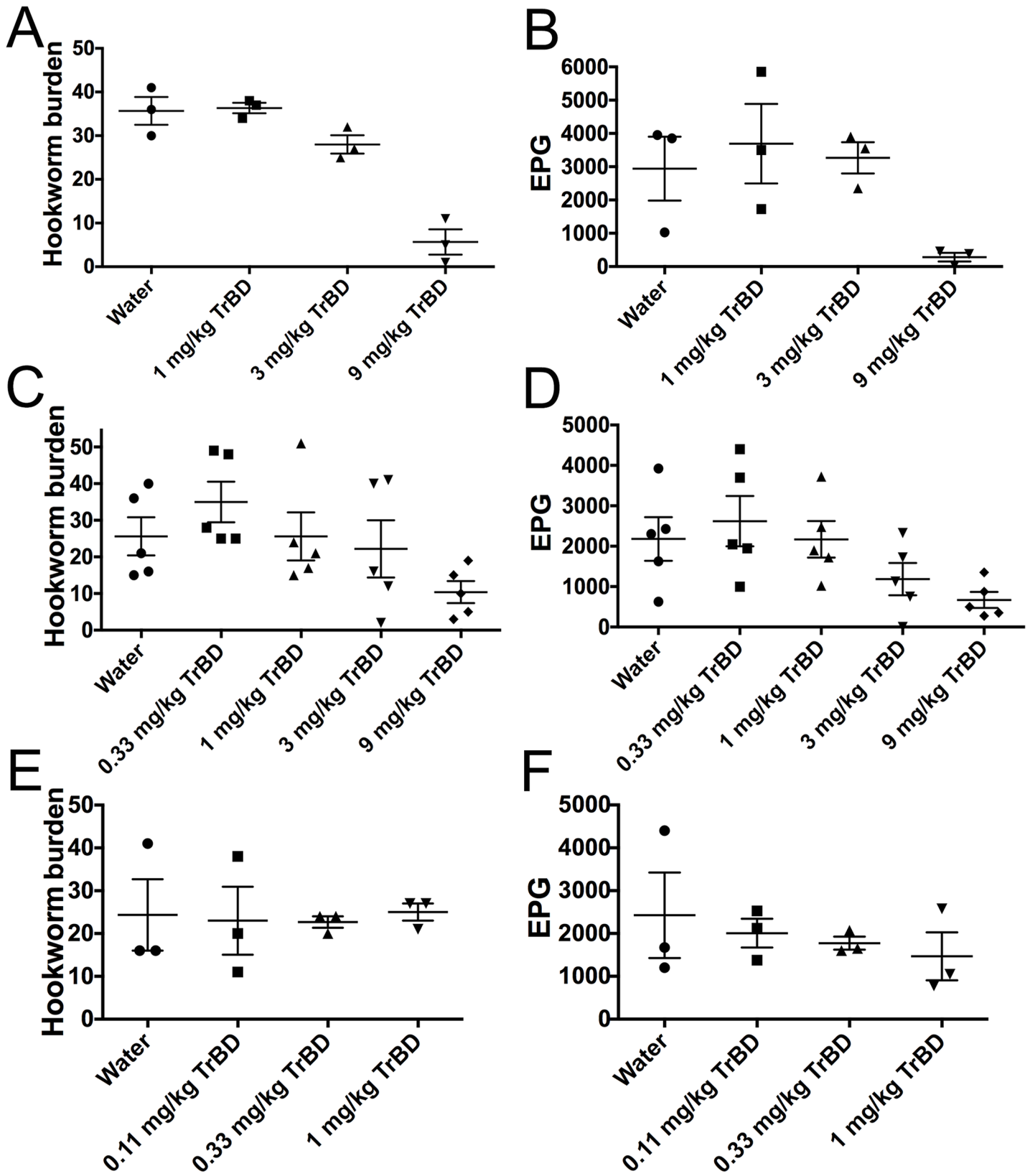


Fig 1. Dose response of tribendimidine against hookworm *A. ceylanicum* infections in hamsters. (A), (C), and (E): Effects of tribendimidine at indicated doses on intestinal hookworm burdens in hookworm-infected hamsters. For (A), (C), and (E) and in similar figures below, the hookworm burdens in each hamster are indicated



with a separate symbol, long horizontal bars represent mean hookworm burdens per group; small bars indicate standard error. (B), (D), and (F): Effects of tribendimidine at indicated doses on parasite egg production (fecal egg counts) in hookworm-infected hamsters. For (B), (D), and (F) and in similar figures below, shown are the average eggs per gram of feces in each group on day 4 post-treatment. The fecal egg counts in each animal are indicated with a separate symbol. Long horizontal bars represent mean eggs per gram of feces (EPG) per group; small bars indicate standard error. Panel (A) & (B); (C) & (D) and (E) & (F) came from three independent *in vivo* experiments. TrBD = tribendimidine.

<https://doi.org/10.1371/journal.pntd.0006506.g001>

the two no-effect doses of Cry5B (0.33 and 1.0 mg/kg), measuring hookworm burdens and fecal egg counts (S1C and S1D Fig; S2 Table).

Qualitatively, certain trends were visible. Most notably, whereas neither 0.33 mg/kg tribendimidine nor 0.33 mg/kg Cry5B gave any reduction in hookworm burden in either experiment relative to water control (in all cases the burdens were 2–27% higher than water control), the combination of 0.33 mg/kg tribendimidine plus 0.33 mg/kg Cry5B gave a 26%–31% reduction in hookworm burdens relative to water control (S2 Table). This (0.33 mg/kg + 0.33 mg/kg) combination showed better efficacy than 1 mg/kg of Cry5B alone (0%–8% reduction), 1 mg/kg tribendimidine alone (0%–18% reduction), or some other combinations, such as 0.33 mg Cry5B plus 1 mg/kg tribendimidine (0%–20% reduction) or 1 mg Cry5B plus 0.33 mg/kg tribendimidine (22%–24% reduction), all of which have more drug. Similarly, 1 mg/kg Cry5B alone or 1 mg/kg tribendimidine alone had no significant impact (0–18% reduction) relative to placebo (water) whereas the combination of the two at 1 mg/kg again showed a qualitatively higher impact (33%–49% reduction).

To increase the statistical power of our analyses, we combined the data from both experiments in which the same doses of each drug alone or in combination were given in both experiments (combining the data doubles the number of animals in each condition, which increases power). As shown (Fig 3A and 3B; Table 1), whereas none of the individual treatments (0.33 mg/kg of either Cry5B or tribendimidine or 1.0 mg/kg of either Cry5B or tribendimidine) were significantly different than placebo ( $P \geq 0.69$  for hookworm burden 0%–6% reduction;  $P \geq 0.66$  for fecal egg counts, 0%–26% reduction), the combination of Cry5B 1 mg/kg plus tribendimidine 1 mg/kg was significantly different from placebo control (for hookworm burdens 41% reduction,  $P = 0.020$ ; for fecal egg counts 60% reduction,  $P = 0.056$ ). These analyses show the two compounds are statistically synergistic. The other combination at 1:1 ratio (0.33 mg/kg Cry5B plus 0.33 mg/kg tribendimidine) approached statistical significance:  $P = 0.13$  and  $0.20$  for hookworm burden (29% reduction) and fecal egg counts (44% reduction) respectively. In addition, this combination showed better efficacy in terms of both hookworm burden and fecal egg counts compared to either individual drug alone at a 3X higher dose of 1 mg/kg (0%–6% reduction in hookworm burdens; 0%–26% reduction in fecal egg counts). Both of the other combination ratios present in this combined analyses (1:3 and 3:1 tribendimidine:Cry5B) were also inferior in terms of their impact (4%–23% reduction in hookworm burdens and 31%–37% reduction in fecal egg counts) and  $P$  values relative to either equal ratio combination of (0.33 mg/kg + 0.33 mg/kg) or (1 mg/kg + 1 mg/kg) (Fig 3A and 3B; Table 1; see Discussion).

### 1:1 ratio of Cry5B:tribendimidine drives cures from incomplete to complete

These data demonstrate that a 1:1 mass ratio of the two drugs is highly synergistic. To see if we could apply this information in a meaningful way, we tested whether the two compounds can be combined at this ratio to drive an incomplete cure, which happens quite often in mass drug administration of anti-nematode drugs, to complete cures. As shown in Fig 4A and 4B and S1 Table, either 10 mg/kg of Cry5B alone or 10 mg/kg of tribendimidine alone gave incomplete reductions in hookworm burdens (57% and 91%, respectively) and fecal egg counts (41% and

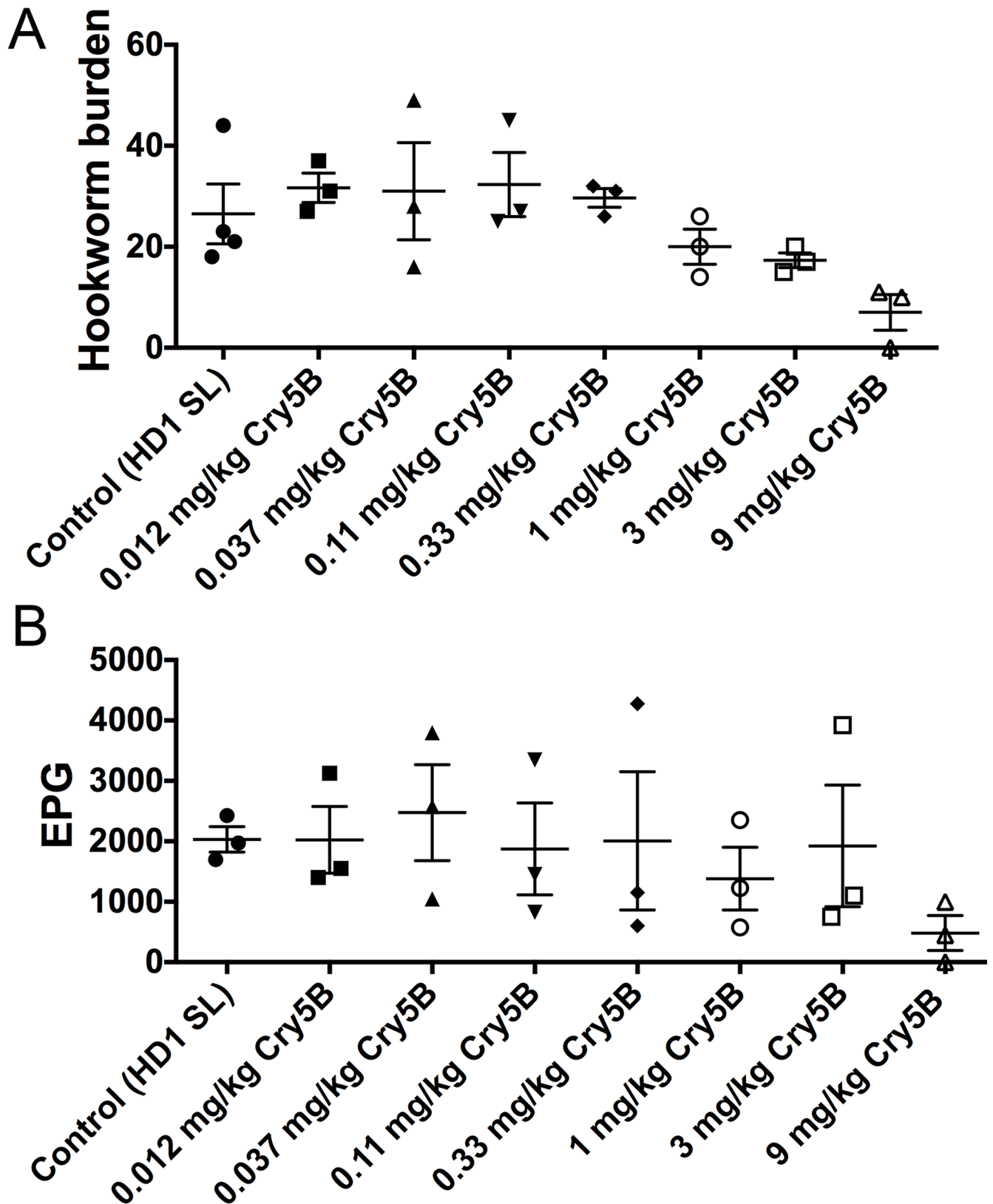
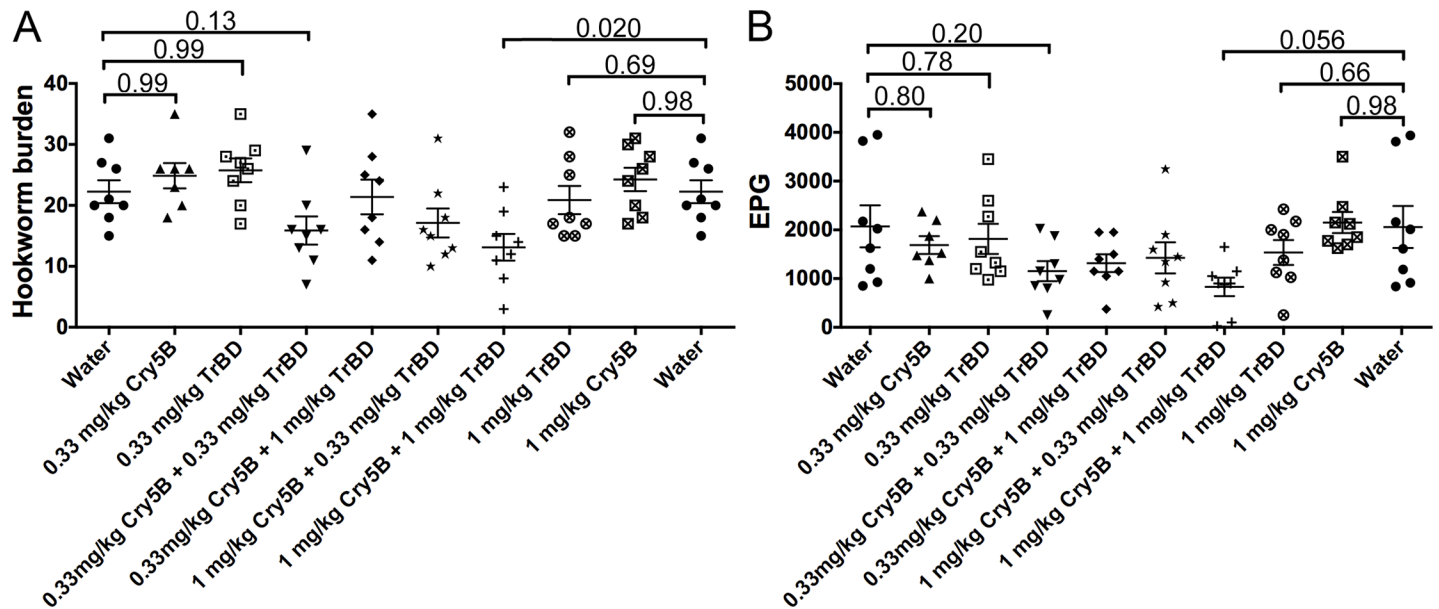


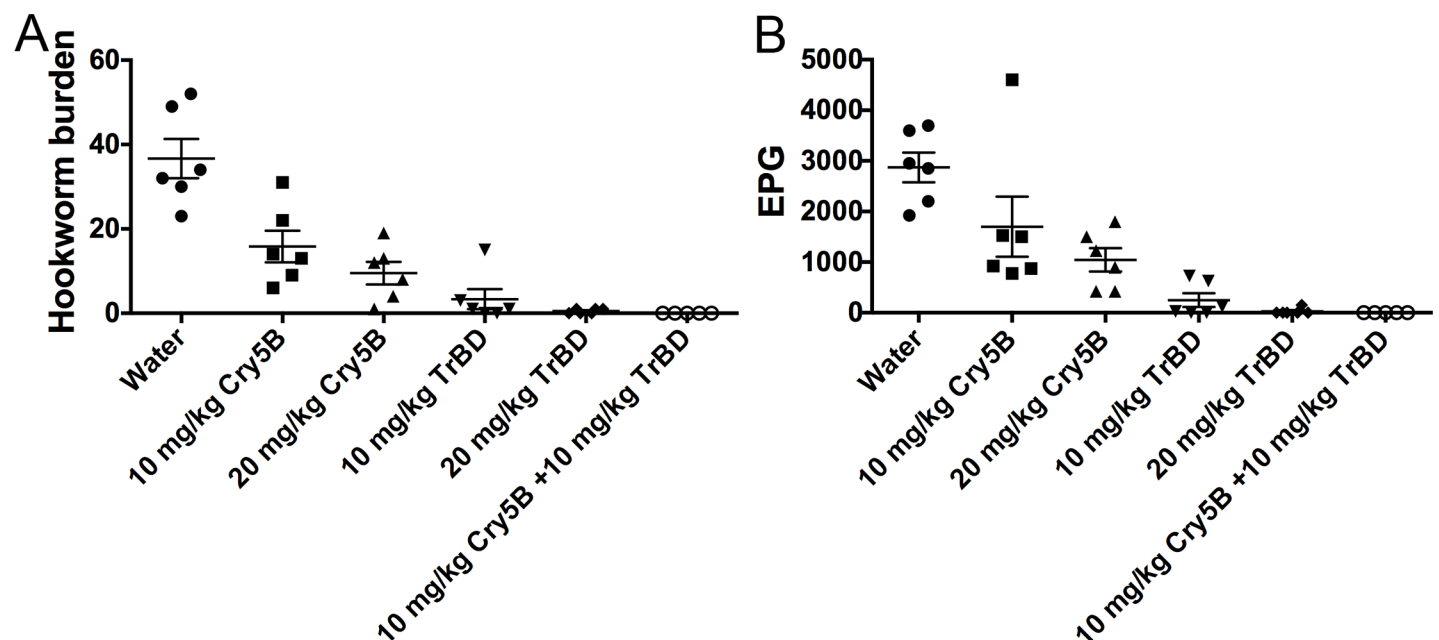
Fig 2. Dose response of Cry5B spore-crystal lysates (SCL) against hookworm *A. ceylanicum* infections in hamsters. Effects of Cry5B SCL at indicated doses on (A) intestinal hookworm burdens and (B) fecal egg counts in hookworm-infected hamsters.

<https://doi.org/10.1371/journal.pntd.0006506.g002>



**Fig 3. Cry5B and tribendimidine in combination are synergistic *in vivo* against hookworm infections in hamsters.** Effects of individual treatment of Cry5B alone or tribendimidine alone and combination treatment of Cry5B plus tribendimidine at indicated doses on (A) intestinal hookworm burdens and (B) fecal egg counts in hookworm-infected hamsters. Brackets indicate statistical comparisons between groups, with p values shown. Data come from the combination of two independent *in vivo* experiments. TrBD = tribendimidine.

<https://doi.org/10.1371/journal.pntd.0006506.g003>



**Fig 4. The 1:1 Cry5B:tribendimidine combination at a higher dose eliminates hookworm infections in hamsters.** Effects of treatment of higher dose Cry5B alone or higher dose tribendimidine alone or higher dose Cry5B plus higher dose tribendimidine in combination on (A) intestinal hookworm burdens and (B) fecal egg counts in hookworm-infected hamsters. None of the individual drugs eradicated the hookworm infections in hamsters, but the combination of both drugs did. TrBD = tribendimidine.

<https://doi.org/10.1371/journal.pntd.0006506.g004>

91%, respectively). However, the combination of 10 mg/kg of Cry5B plus 10 mg/kg of tribendimidine resulted in a complete cure (100% reduction) of the parasites based on hookworm burdens and fecal egg counts (Fig 4A and 4B; S1 Table). The combination of 10 mg/kg Cry5B plus 10 mg/kg tribendimidine was even superior to 20 mg/kg of either compound alone (64%–99% reduction in hookworm burdens and fecal egg counts).

### **Cry5B and pyrantel are synergistic *in vivo***

Although tribendimidine has good potential as a single dose anti-nematode drug for treatment of hookworms and *Ascaris* [15–17] it is nonetheless not yet a WHO approved drug. The mechanistically related nAChR agonist, pyrantel, on the other hand, is WHO approved. Although safe, pyrantel is not widely used because it has lower efficacy than BZs and is less conveniently dosed based on weight, versus fixed dosage like BZs [56]. To see if Cry5B synergizes with pyrantel *in vivo*, we performed a similar study to that used for tribendimidine, beginning with an *in vivo* pyrantel dose-response curve. We chose as our upper dose (strong effect) 9 mg/kg pyrantel based on previous literature [57] and then reduced subsequent doses by factors of three. Relative to water (placebo) control, 0.33 mg/kg pyrantel (labeled PYR in the figure) showed no significant impact on hookworm burdens (5% reduction,  $P = 0.87$ ) whereas 1 mg/kg pyrantel showed a trend toward lower burdens that was not statistically significant (39% reduction,  $P = 0.22$ ; Fig 5A; S1 Table). Looking at fecal egg counts, 0.33 mg/kg pyrantel showed a slight impact (38% reduction) that was not statistically significant ( $P = 0.47$ ) from water control and was not different than other low doses like 0.037 mg/kg (31% reduction,  $P = 0.51$ ; Fig 5B; S1 Table). Based on these data, we chose 0.33 mg/kg pyrantel as our no/low effect dose of this drug.

A dose response of Cry5B (0.33, 1.0, 3.0 and 9.0 mg/kg) to hookworm infections in hamsters was then carried out without and with the chosen no/low effect dose of pyrantel (0.33 mg/kg), measuring hookworm burdens and fecal egg counts (Fig 6A and 6B; Table 2). Analyses of these data revealed a striking result. Combination of Cry5B and pyrantel at a 3:1 mass ratio (1 mg/kg Cry5B plus 0.33 mg/kg pyrantel) resulted in expulsion of parasites (58% reduction) that was beyond what was expected based on the effects of individual doses and statistically different from control ( $P = 0.031$ ), even when each compound individually had no impact on hookworm burdens (10–12% reduction,  $P = 0.74$ – $0.78$ ; Fig 6A; Table 2). Indeed, 1 mg/kg Cry5B plus 0.33 mg/kg pyrantel was superior even to the next highest dose of 3 mg/kg Cry5B plus 0.33 mg/kg pyrantel (32% reduction,  $P = 0.35$ ).

### **3:1 ratio of Cry5B:pyrantel drives cures from incomplete to complete**

These data demonstrate that a 3:1 mass ratio Cry5B:pyrantel is synergistic. As above, to see if we could apply this information in a meaningful way, we tested whether the two compounds could be combined at this ratio to drive incomplete cures to complete cures. As shown in Fig 7A and 7B and S1 Table, 15 mg/kg of Cry5B and 5 mg/kg of pyrantel individually gave incomplete reductions in hookworm burdens (51% and 93%, respectively) and fecal egg counts (55% and 90%). However, the combination of the two resulted in a complete elimination of the parasites based on hookworm burdens and fecal egg counts (100% reductions; Fig 7A and 7B; S1 Table).

### **A parasite population resistant to pyrantel is hypersusceptible to Cry5B relative to a non-resistant parasite population**

In addition to synergy, another extremely useful property of drug combinations is hypersusceptibility or collateral sensitivity [58]. Hypersusceptibility or collateral sensitivity refers to the

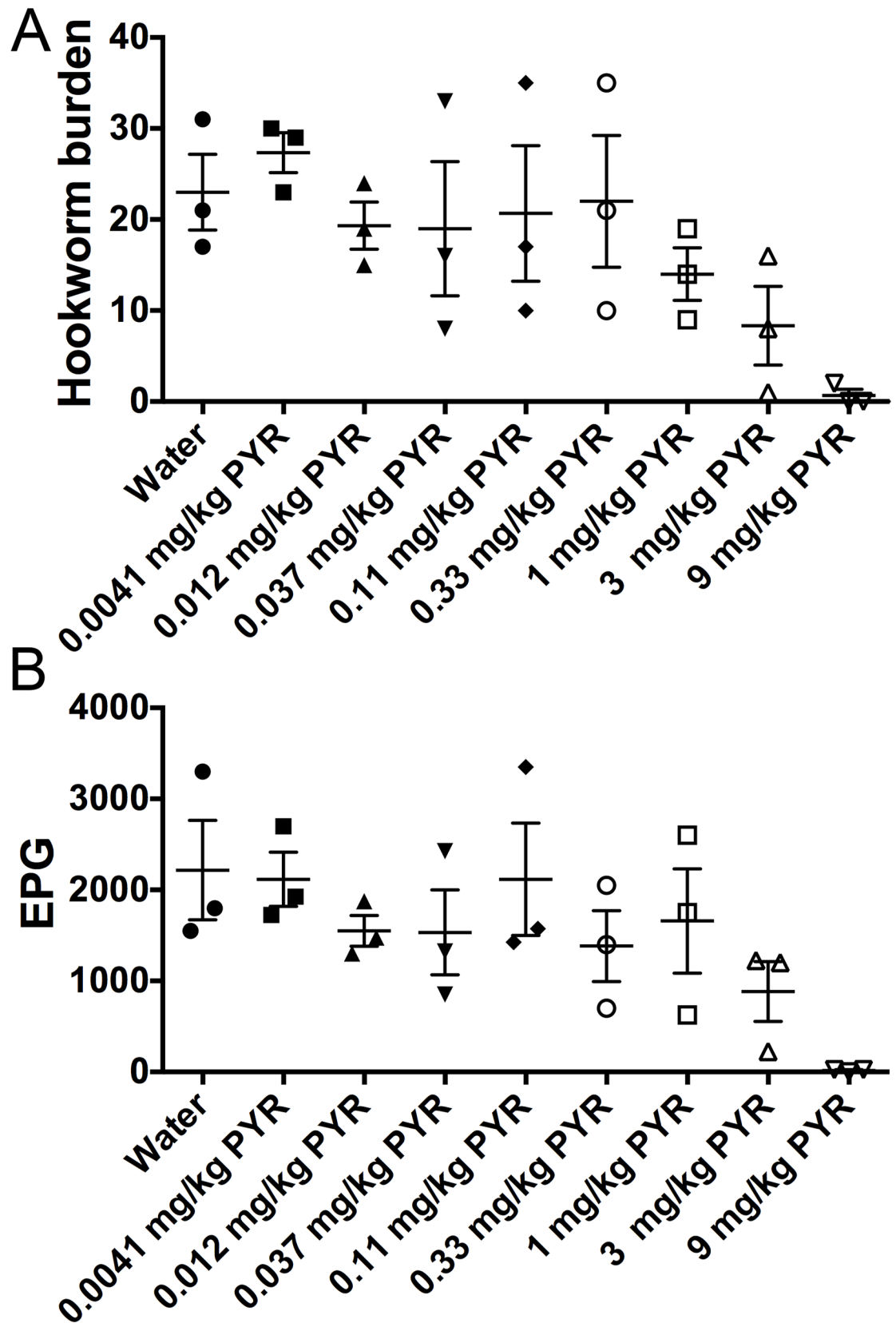
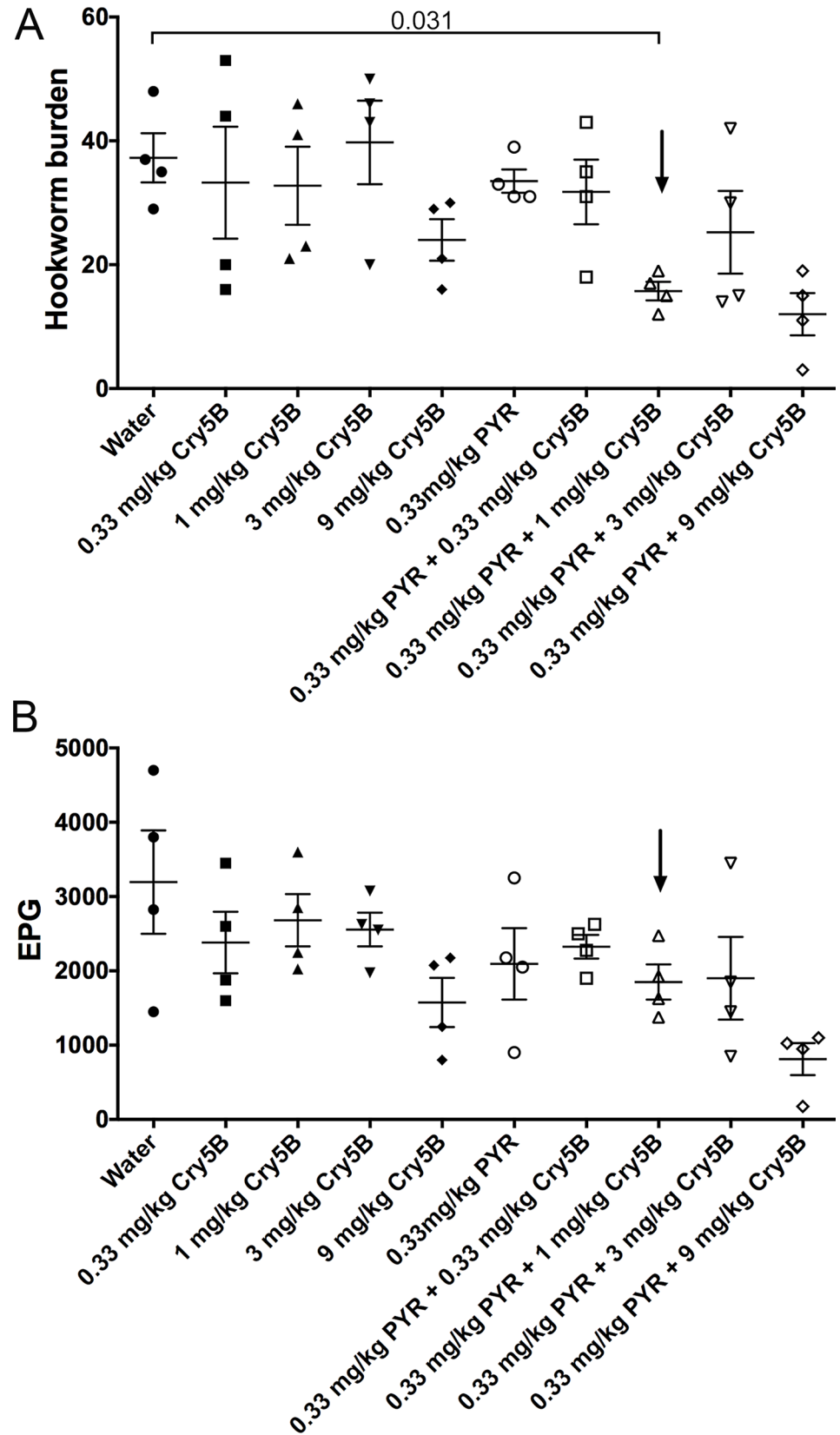


Fig 5. Dose response of pyrantel against hookworm *A. ceylanicum* infections in hamsters. Effects of pyrantel at indicated doses on (A) intestinal hookworm burdens and (B) fecal egg counts in hookworm-infected hamsters. PYR = pyrantel.

<https://doi.org/10.1371/journal.pntd.0006506.g005>

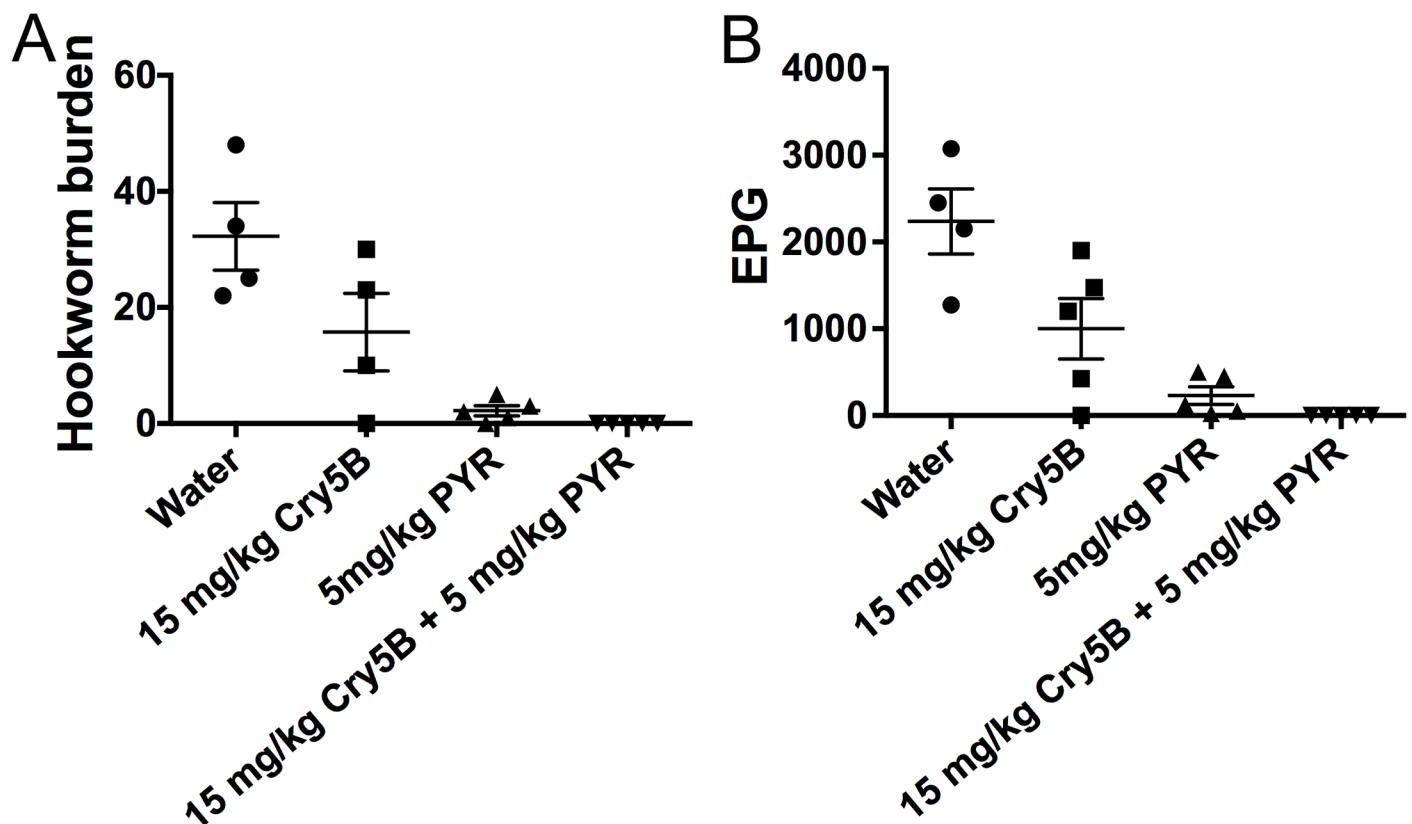


**Fig 6. Cry5B and pyrantel in combination are synergistic *in vivo* against hookworm infections in hamsters.** Effects of individual treatment of Cry5B alone or pyrantel alone and combination treatment of Cry5B plus pyrantel at indicated doses on (A) intestinal hookworm burdens and (B) fecal egg counts in hookworm-infected hamsters. Black arrow indicates the effect of the combination of Cry5B and pyrantel at ratio of 3:1 (1 mg/kg Cry5B + 0.33 mg/kg pyrantel), showing greater than expected impact based on individual doses or next highest combination dose. PYR = pyrantel.

<https://doi.org/10.1371/journal.pntd.0006506.g006>

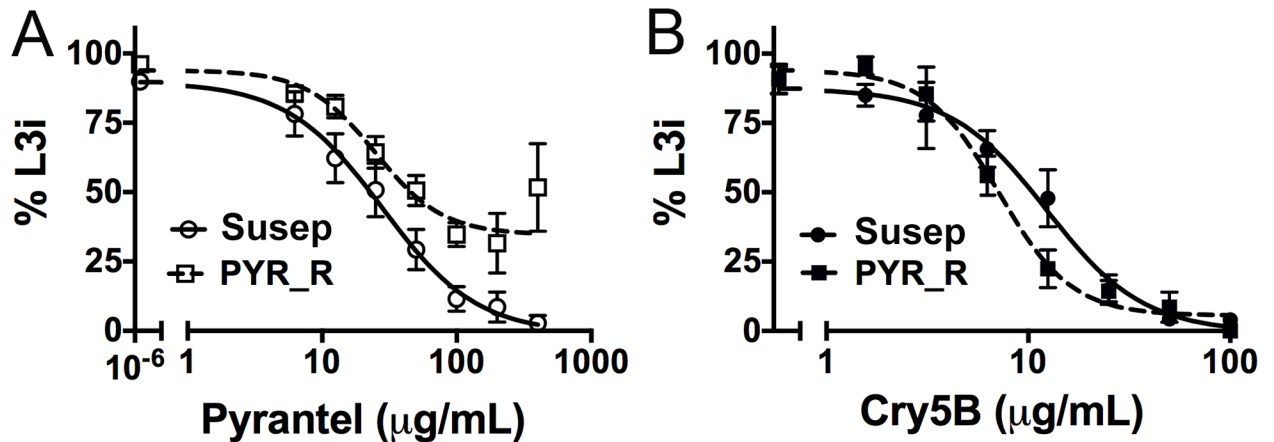
phenomenon whereby development of resistance by a microbe or cancer cell to one drug (drug A) results in increased sensitivity of the microbe or cancer to another drug (drug B) relative to the microbe (or cancer cell) not resistant to drug A. This relationship appears to be predictive of recalcitrance to resistance for both viruses and bacteria and is highly desirable [21,59–61]. We had previously demonstrated that *C. elegans* resistant to nAChR agonists are hypersusceptible to Cry5B and that *C. elegans* resistant to Cry5B are hypersusceptible to nAChR agonists [32].

To confirm whether the same relationship exists with parasitic nematodes, we compared the susceptibility of two populations of cyathostomins, small strongyle parasites of horse, one strain of which (known as Population S) has increased resistance to the nAChR agonist pyrantel, as well to BZs [36]. Cyathostomins are equine intestinal parasites related to human hookworms—both are clade V nematodes in the suborder Strongylida. Since live adult cyathostomin parasites are difficult to come by, we tested the ability of Cry5B to inhibit



**Fig 7. The 3:1 Cry5B:pyrantel combination at a higher dose eliminates hookworm infections in hamsters.** Effects of treatment of higher dose Cry5B alone or higher dose pyrantel alone or higher dose Cry5B plus higher dose pyrantel in combination on (A) intestinal hookworm burdens and (B) fecal egg counts in hookworm-infected hamsters. None of the drugs individually eradicated the hookworm infections in hamsters but the combination of both drugs did. PYR = pyrantel.

<https://doi.org/10.1371/journal.pntd.0006506.g007>



**Fig 8. Pyrantel-resistant cyathostomins are hypersusceptible to Cry5B.** Dose-dependent developmental inhibition of a non-anthelmintic resistant population of cyathostomins (Barn 10; [62]) and of an anthelmintic-resistant population of cyathostomins (pyrantel-resistant Population S or PYR\_R) to (A) pyrantel and (B) purified Cry5B. Each data point represents the % of larvae that matured to the infectious L3 stage (L3i). Error bars indicate standard error from three independent replicates. Susep = Barn 10, pyrantel susceptible; PYR\_R = pyrantel-resistant population.

<https://doi.org/10.1371/journal.pntd.0006506.g008>

development of cyathostomin eggs (isolated from feces) to the infectious third larval stage. In this assay, we confirmed that, based on inhibitory concentration 50% ( $IC_{50}$ ) values, Population S is indeed resistant to pyrantel relative to the non-resistant population (Fig 8A; Table 3;  $P < 0.001$ ). Moreover, the pyrantel-resistant population, Population S, is hypersusceptible or hypersensitive to Cry5B based on  $IC_{50}$  values relative to the non-resistant population (Fig 8B; Table 3;  $P = 0.033$ ).

## Discussion

Here we demonstrate that Cry5B forms potent and unprecedented anti-nematode combination therapy with the nAChR agonists tribendimidine and pyrantel. This finding is based on three findings. First, Cry5B synergizes with both drugs *in vivo*—a subtherapeutic dose of Cry5B combined with a subtherapeutic dose of tribendimidine or pyrantel results in significant reductions in hookworm burdens. This synergy appears at some, but not all, ratios of the compounds. Second, proper ratio mixing of Cry5B with either tribendimidine or pyrantel can drive incomplete cures to complete cures and can be superior to either drug alone at double the dose (tested with Cry5B and tribendimidine). Third, a parasite population resistant to nAChR agonists are hypersusceptible to Cry5B relative to a non-resistant population based on  $IC_{50}$  values. There are several caveats to these data. First, the two populations are not isogenic. Second, cyathostomin populations are a complex mixture of species. Third, the nAChR-resistant cyathostomin parasites tested (Populations S) are also resistant to BZs. BZ resistance could also contribute to the Cry5B hypersusceptible phenotype, although we noted that a *C. elegans* mutant resistant to BZs is not hypersusceptible to Cry5B [32]. Taken together, our cyathostomin data are consistent with our *C. elegans* data showing the hypersusceptibility of nAChR-resistant nematodes to Cry5B [32] and indicate that additional testing of nAChR-resistant parasite isolates is warranted to further confirm these results.

Based on our data, a 1:1 mass ratio of Cry5B:tribendimidine and 3:1 mass ratio of Cry5B:pyrantel shows more synergy than other ratios tested. This point is dramatically made by the finding that, for example, 0.33 mg/kg Cry5B plus 0.33 mg/kg tribendimidine is superior to 0.33 mg/kg Cry5B plus 1 mg/kg tribendimidine, despite the fact that the latter is higher in dose. Consistent with this finding, we find that 10 mg/kg Cry5B plus 10 mg/kg tribendimidine



not only drives incomplete cures to complete cures but is superior to 20 mg/kg of either drug alone. Similarly for Cry5B plus pyrantel, 1 mg/kg Cry5B plus 0.33 mg/kg pyrantel is more potent than 3 mg/kg Cry5B plus 0.33 mg/kg pyrantel, despite the fact the latter is higher in dose.

These findings underscore the importance of setting the right ratios of drugs for combination therapy, as has been previously noted [63,64]. As we do not know the mechanism by which Cry5B and nAChR agonists might synergize, we can only speculate as to why some dose ratios are synergistic but others, including ones with higher doses, are not. As noted in Tardi et al., for example, cells can have different cellular responses to drug B at low dose versus at high dose. Drug A's effects might be enhanced by the low-dose cellular response to drug B but not by the high-dose cellular response to drug B. Our data suggest efforts underway to combine anti-nematode drugs clinically [16,23–27] would benefit from preliminary studies such as those carried out here to determine which ratio of drugs achieves the best efficacy. By varying the ratios tested, it is possible that better clinical effects against parasites could be achieved than those seen now.

As for any infectious diseases (*e.g.*, HIV, malaria, TB, STNs), resistance to drugs is of paramount importance. The hypersusceptibility to Cry5B seen here (also known as collateral sensitivity) for parasites resistant to nAChR agonists has important implications for resistance. Studies done with antibiotic-resistant bacteria predict that hypersusceptibility (or collateral sensitivity) is a highly desirable trait and correlates with delayed evolution of resistance to a drug combination [58,65,66]. Thus, we predict that Cry5B and nAChR agonists such as tribendimidine and pyrantel would have longer efficacy and delayed resistance.

Our synergy findings also have implications for the development of resistance. Synergy can either have a positive effect on delaying evolution of drug resistance or a negative effect (speeding up drug resistance) depending upon the effect that synergy has upon target microbe/parasite reproduction [67,68]. If the effects on reproduction of the target microbe/parasite are above a certain threshold, then synergy delays resistance (by limiting reproduction cycles). If, however, the effects on reproduction are below a threshold, then synergy speeds up resistance (since resistance to one of the drugs in the combination also removes the synergistic effect). In the case of Cry5B plus tribendimidine or pyrantel, our high dose combination data suggest that the synergy might have a positive effect on delaying resistance since hookworms are obligate parasites—complete elimination from the host blocks the reproductive cycle. Our high-dose results with Cry5B and nAChR agonists are consistent with recent modeling work that predicts the benefits of combining two anthelmintics at high efficacy doses with regards to delaying resistance [69,70].

In summary, we find that the combination of Cry5B with nAChR agonists, either tribendimidine or pyrantel, has powerful characteristics predicted to have excellent clinical efficacy and delayed resistance. Given that neither nAChR agonists nor Cry5B are widely used therapeutically against STNs, it would be ideal to deploy the combination as soon as possible to get the maximal benefit from the therapy before the parasites have time to develop resistance to either one. Furthermore, given the widespread use of nAChR agonists in veterinary medicine, Cry5B combinations could provide significant benefits for animal husbandry where anti-nematode drug resistance is rampant.

## Supporting information

**S1 Fig. Cry5B and tribendimidine (TrBD) combination studies *in vivo* against hookworm infections in hamsters.** Hookworm burdens (A) and fecal egg counts (B) of infected hamsters treated with a range of Cry5B doses alone and in combination with two no-effect doses of

TrBD. Hookworm burdens (C) and fecal egg counts (D) of infected hamsters treated with a range of TrBD doses alone and in combination with two no-effect doses of Cry5B. Arrows indicate the combinations of Cry5B and TrBD at ratio of 1:1 (0.33 mg/kg Cry5B + 0.33 mg/kg Cry5B and 1 mg/kg Cry5B + 1 mg/kg Cry5B), showing stronger-than-expected reductions in both measures of parasitism.

(DOCX)

**S1 Table. *In vivo* data associated with experimental results in Figs 1, 2, 4, 5 and 7.**

(DOCX)

**S2 Table. *In vivo* data associated with experimental results in S1 Fig.**

(DOCX)

**S3 Table. 95% confidence limits associated with experimental results in Tables 1, 2, S1 and S2.**

(DOCX)

## Author Contributions

**Conceptualization:** Yan Hu, Martin K. Nielsen, Raffi V. Aroian.

**Formal analysis:** Yan Hu, Bo Zhang, Raffi V. Aroian.

**Funding acquisition:** Raffi V. Aroian.

**Investigation:** Yan Hu, Melanie Miller, Thanh-Thanh Nguyen.

**Methodology:** Yan Hu, Bo Zhang, Raffi V. Aroian.

**Project administration:** Raffi V. Aroian.

**Resources:** Martin K. Nielsen.

**Supervision:** Raffi V. Aroian.

**Writing – original draft:** Raffi V. Aroian.

**Writing – review & editing:** Yan Hu, Bo Zhang, Raffi V. Aroian.

## References

- Bethony J, Brooker S, Albonico M, Geiger SM, Loukas A, Diemert D, et al. Soil-transmitted helminth infections: ascariasis, trichuriasis, and hookworm. *Lancet*. 2006; 367: 1521–1532. [https://doi.org/10.1016/S0140-6736\(06\)68653-4](https://doi.org/10.1016/S0140-6736(06)68653-4) PMID: 16679166
- WHO | Soil-transmitted helminth infections. World Health Organization; 2017; Available: <http://www.who.int/mediacentre/factsheets/fs366/en/>
- Hotez P. Hookworm and poverty. *Ann N Y Acad Sci*. 2008; 1136: 38–44. <https://doi.org/10.1196/annals.1425.000> PMID: 17954674
- Love S, Murphy D, Mellor D. Pathogenicity of cyathostome infection. *Vet Parasitol*. 1999; 85: 113–21; discussion 121–2, 215–25. PMID: 10485358
- Keiser J, Utzinger J. Efficacy of current drugs against soil-transmitted helminth infections: systematic review and meta-analysis. *JAMA*. 2008; 299: 1937–1948. <https://doi.org/10.1001/jama.299.16.1937> PMID: 18430913
- Keiser J, Utzinger J. The drugs we have and the drugs we need against major helminth infections. *Adv Parasitol*. 2010; 73: 197–230. [https://doi.org/10.1016/S0065-308X\(10\)73008-6](https://doi.org/10.1016/S0065-308X(10)73008-6) PMID: 20627144
- Moser W, Schindler C, Keiser J. Efficacy of recommended drugs against soil transmitted helminths: systematic review and network meta-analysis. *BMJ*. 2017; 358: j4307. <https://doi.org/10.1136/bmj.j4307> PMID: 28947636

8. Dunn JC, Bettis AA, Wyine NY, Lwin AMM, Lwin ST, Su KK, et al. A cross-sectional survey of soil-transmitted helminthiasis in two Myanmar villages receiving mass drug administration: epidemiology of infection with a focus on adults. *Parasit Vectors*. 2017; 10: 374. <https://doi.org/10.1186/s13071-017-2306-2> PMID: 28778217
9. Rujeni N, Morona D, Ruberanziza E, Mazigo HD. Schistosomiasis and soil-transmitted helminthiasis in Rwanda: an update on their epidemiology and control. *Infect Dis Poverty*. 2017; 6: 8. <https://doi.org/10.1186/s40249-016-0212-z> PMID: 28245883
10. Soukhathammavong PA, Sayasone S, Phongluxa K, Xayaseng V, Utzinger J, Vounatsou P, et al. Low efficacy of single-dose albendazole and mebendazole against hookworm and effect on concomitant helminth infection in Lao PDR. *PLoS Negl Trop Dis*. 2012; 6: e1417. <https://doi.org/10.1371/journal.pntd.0001417> PMID: 22235353
11. Humphries D, Mosites E, Otchere J, Twum WA, Woo L, Jones-Sanpei H, et al. Epidemiology of hookworm infection in Kintampo North Municipality, Ghana: patterns of malaria coinfection, anemia, and albendazole treatment failure. *Am J Trop Med Hyg*. 2011; 84: 792–800. <https://doi.org/10.4269/ajtmh.2011.11-0003> PMID: 21540391
12. Stothard JR, Rollinson D, Imison E, Khamis IS. A spot-check of the efficacies of albendazole or levamisole, against soil-transmitted helminthiasis in young Ungujan children, reveals low frequencies of cure. *Ann Trop Med Parasitol*. 2009; 103: 357–360. <https://doi.org/10.1179/136485909X398320> PMID: 19508754
13. Stothard JR, French MD, Khamis IS, Basáñez M-G, Rollinson D. The epidemiology and control of urinary schistosomiasis and soil-transmitted helminthiasis in schoolchildren on Unguja Island, Zanzibar. *Trans R Soc Trop Med Hyg*. 2009; 103: 1031–1044. <https://doi.org/10.1016/j.trstmh.2009.03.024> PMID: 19409588
14. Kaplan RM. Drug resistance in nematodes of veterinary importance: a status report. *Trends Parasitol*. 2004; 20: 477–481. <https://doi.org/10.1016/j.pt.2004.08.001> PMID: 15363441
15. Xiao S-H, Hui-Ming W, Tanner M, Utzinger J, Chong W. Tribendimidine: a promising, safe and broad-spectrum anthelmintic agent from China. *Acta Trop*. 2005; 94: 1–14. <https://doi.org/10.1016/j.actatropica.2005.01.013> PMID: 15777691
16. Moser W, Coulibaly JT, Ali SM, Ame SM, Amour AK, Yapi RB, et al. Efficacy and safety of tribendimidine, tribendimidine plus ivermectin, tribendimidine plus oxantel pamoate, and albendazole plus oxantel pamoate against hookworm and concomitant soil-transmitted helminth infections in Tanzania and Côte d'Ivoire: a randomised, controlled, single-blinded, non-inferiority trial. *Lancet Infect Dis*. 2017; 17: 1162–1171. [https://doi.org/10.1016/S1473-3099\(17\)30487-5](https://doi.org/10.1016/S1473-3099(17)30487-5) PMID: 28864027
17. Steinmann P, Zhou X-N, Du Z-W, Jiang J-Y, Xiao S-H, Wu Z-X, et al. Tribendimidine and albendazole for treating soil-transmitted helminths, *Strongyloides stercoralis* and *Taenia* spp.: open-label randomized trial. *PLoS Negl Trop Dis*. 2008; 2: e322. <https://doi.org/10.1371/journal.pntd.0000322> PMID: 18923706
18. Hu Y, Xiao S-H, Aroian RV. The new anthelmintic tribendimidine is an L-type (levamisole and pyrantel) nicotinic acetylcholine receptor agonist. *PLoS Negl Trop Dis*. 2009; 3: e499. <https://doi.org/10.1371/journal.pntd.0000499> PMID: 19668355
19. Bergquist R. Tribendimidine: great expectations. *Lancet Infect Dis*. 2016; 16: 1089–1091. [https://doi.org/10.1016/S1473-3099\(16\)30231-6](https://doi.org/10.1016/S1473-3099(16)30231-6) PMID: 27472950
20. Peregrine AS, Molento MB, Kaplan RM, Nielsen MK. Anthelmintic resistance in important parasites of horses: does it really matter? *Vet Parasitol*. 2014; 201: 1–8. <https://doi.org/10.1016/j.vetpar.2014.01.004> PMID: 24485565
21. Goldberg DE, Siliciano RF, Jacobs WR Jr. Outwitting evolution: fighting drug-resistant TB, malaria, and HIV. *Cell*. 2012; 148: 1271–1283. <https://doi.org/10.1016/j.cell.2012.02.021> PMID: 22424234
22. Taylor MJ, Hoerauf A, Bockarie M. Lymphatic filariasis and onchocerciasis. *Lancet*. 2010; 376: 1175–1185. [https://doi.org/10.1016/S0140-6736\(10\)60586-7](https://doi.org/10.1016/S0140-6736(10)60586-7) PMID: 20739055
23. Olsen A. Efficacy and safety of drug combinations in the treatment of schistosomiasis, soil-transmitted helminthiasis, lymphatic filariasis and onchocerciasis. *Trans R Soc Trop Med Hyg*. 2007; 101: 747–758. <https://doi.org/10.1016/j.trstmh.2007.03.006> PMID: 17481681
24. Beach MJ, Streit TG, Addiss DG, Prospere R, Roberts JM, Lammie PJ. Assessment of combined ivermectin and albendazole for treatment of intestinal helminth and *Wuchereria bancrofti* infections in Haitian schoolchildren. *Am J Trop Med Hyg*. 1999; 60: 479–486. PMID: 10466981
25. Albonico M, Bickle Q, Ramsan M, Montresor A, Savioli L, Taylor M. Efficacy of mebendazole and levamisole alone or in combination against intestinal nematode infections after repeated targeted mebendazole treatment in Zanzibar. *Bull World Health Organ*. 2003; 81: 343–352. PMID: 12856052
26. Speich B, Ame SM, Ali SM, Alles R, Hattendorf J, Utzinger J, et al. Efficacy and safety of nitazoxanide, albendazole, and nitazoxanide-albendazole against *Trichuris trichiura* infection: a randomized

- controlled trial. *PLoS Negl Trop Dis*. 2012; 6: e1685. <https://doi.org/10.1371/journal.pntd.0001685> PMID: 22679525
27. Speich B, Ali SM, Ame SM, Bogoch II, Alles R, Huwylar J, et al. Efficacy and safety of albendazole plus ivermectin, albendazole plus mebendazole, albendazole plus oxfantel pamoate, and mebendazole alone against *Trichuris trichiura* and concomitant soil-transmitted helminth infections: a four-arm, randomised controlled trial. *Lancet Infect Dis*. 2015; 15: 277–284. [https://doi.org/10.1016/S1473-3099\(14\)71050-3](https://doi.org/10.1016/S1473-3099(14)71050-3) PMID: 25589326
  28. Urban JF Jr, Hu Y, Miller MM, Scheib U, Yiu YY, Aroian RV. *Bacillus thuringiensis*-derived Cry5B has potent anthelmintic activity against *Ascaris suum*. *PLoS Negl Trop Dis*. 2013; 7: e2263. <https://doi.org/10.1371/journal.pntd.0002263> PMID: 23818995
  29. Hu Y, Miller MM, Derman AI, Ellis BL, Monnerat RG, Pogliano J, et al. *Bacillus subtilis* strain engineered for treatment of soil-transmitted helminth diseases. *Appl Environ Microbiol*. 2013; 79: 5527–5532. <https://doi.org/10.1128/AEM.01854-13> PMID: 23835175
  30. Hu Y, Zhan B, Keegan B, Yiu YY, Miller MM, Jones K, et al. Mechanistic and single-dose in vivo therapeutic studies of Cry5B anthelmintic action against hookworms. *PLoS Negl Trop Dis*. 2012; 6: e1900. <https://doi.org/10.1371/journal.pntd.0001900> PMID: 23145203
  31. Cappello M, Bungiro RD, Harrison LM, Bischof LJ, Griffiths JS, Barrows BD, et al. A purified *Bacillus thuringiensis* crystal protein with therapeutic activity against the hookworm parasite *Ancylostoma ceylanicum*. *Proc Natl Acad Sci U S A*. 2006; 103: 15154–15159. <https://doi.org/10.1073/pnas.0607002103> PMID: 17005719
  32. Hu Y, Platzer EG, Bellier A, Aroian RV. Discovery of a highly synergistic anthelmintic combination that shows mutual hypersusceptibility. *Proc Natl Acad Sci U S A*. 2010; 107: 5955–5960. <https://doi.org/10.1073/pnas.0912327107> PMID: 20231450
  33. Garside P, Behnke JM. *Ancylostoma ceylanicum* in the hamster: observations on the host-parasite relationship during primary infection. *Parasitology*. 1989; 98 Pt 2: 283–289.
  34. Hu Y, Ellis BL, Yiu YY, Miller MM, Urban JF, Shi LZ, et al. An extensive comparison of the effect of anthelmintic classes on diverse nematodes. *PLoS One*. 2013; 8: e70702. <https://doi.org/10.1371/journal.pone.0070702> PMID: 23869246
  35. Lyons ET, Drudge JH, Tolliver SC. Prevalence of some internal parasites found (1971–1989) in horses born on a farm in central Kentucky. *J Equine Vet Sci*. 1990; 10: 99–107.
  36. Lyons ET, Tolliver SC, Drudge JH, Collins SS, Swerczek TW. Continuance of studies on Population S benzimidazole-resistant small strongyles in a Shetland pony herd in Kentucky: effect of pyrantel pamoate (1992–1999). *Vet Parasitol*. 2001; 94: 247–256. PMID: 11137272
  37. Hu Y, Georghiou SB, Kelleher AJ, Aroian RV. *Bacillus thuringiensis* Cry5B protein is highly efficacious as a single-dose therapy against an intestinal roundworm infection in mice. *PLoS Negl Trop Dis*. 2010; 4: e614. <https://doi.org/10.1371/journal.pntd.0000614> PMID: 20209154
  38. Griffiths JS, Whitacre JL, Stevens DE, Aroian RV. Bt toxin resistance from loss of a putative carbohydrate-modifying enzyme. *Science*. 2001; 293: 860–864. <https://doi.org/10.1126/science.1062441> PMID: 11486087
  39. Mes THM, Eysker M, Ploeger HW. A simple, robust and semi-automated parasite egg isolation protocol. *Nat Protoc*. 2007; 2: 486–489. <https://doi.org/10.1038/nprot.2007.56> PMID: 17406611
  40. Bischof LJ, Huffman DL, Aroian RV. Assays for toxicity studies in *C. elegans* with Bt crystal proteins. *Methods Mol Biol*. 2006; 351: 139–154. <https://doi.org/10.1385/1-59745-151-7:139> PMID: 16988432
  41. Team RC. R: A language and environment for statistical computing. R Foundation for Statistical Computing, Vienna, Austria. 2016. 2017.
  42. Konietzschke F, Pauly M. A studentized permutation test for the nonparametric Behrens-Fisher problem in paired data. *Electron J Stat*. The Institute of Mathematical Statistics and the Bernoulli Society; 2012; 6: 1358–1372.
  43. Tallarida RJ. Quantitative methods for assessing drug synergism. *Genes Cancer*. 2011; 2: 1003–1008. <https://doi.org/10.1177/1947601912440575> PMID: 22737266
  44. Chou T-C. Drug combination studies and their synergy quantification using the Chou-Talalay method. *Cancer Res*. 2010; 70: 440–446. <https://doi.org/10.1158/0008-5472.CAN-09-1947> PMID: 20068163
  45. Fouquier J, Guedj M. Analysis of drug combinations: current methodological landscape. *Pharmacol Res Perspect*. 2015; 3: e00149. <https://doi.org/10.1002/prp2.149> PMID: 26171228
  46. Martinez-Irujo JJ, Villahermosa ML, Alberdi E, Santiago E. A checkerboard method to evaluate interactions between drugs. *Biochem Pharmacol*. 1996; 51: 635–644. PMID: 8615900
  47. Tritten L, Nwosu U, Vargas M, Keiser J. In vitro and in vivo efficacy of tribendimidine and its metabolites alone and in combination against the hookworms *Heligmosomoides bakeri* and *Ancylostoma*

- ceylanicum. *Acta Trop.* 2012; 122: 101–107. <https://doi.org/10.1016/j.actatropica.2011.12.008> PMID: 22210439
48. Keiser J, Tritten L, Adelfio R, Vargas M. Effect of combinations of marketed human anthelmintic drugs against *Trichuris muris* in vitro and in vivo. *Parasit Vectors.* 2012; 5: 292. <https://doi.org/10.1186/1756-3305-5-292> PMID: 23231753
  49. Pösch G, Holzmann S. Quantitative estimation of overadditive and underadditive drug effects by means of theoretical, additive dose-response curves. *J Pharmacol Methods.* 1980; 4: 179–188. PMID: 7453194
  50. Pösch G, Dittrich P, Holzmann S. Evaluation of combined effects in dose-response studies by statistical comparison with additive and independent interactions. *J Pharmacol Methods.* 1990; 24: 311–325. PMID: 2292882
  51. Chou T-C. Preclinical versus clinical drug combination studies. *Leuk Lymphoma.* 2008; 49: 2059–2080. <https://doi.org/10.1080/10428190802353591> PMID: 19021049
  52. Inpankaew T, Schär F, Dalsgaard A, Khieu V, Chimnoi W, Chhoun C, et al. High prevalence of *Ancylostoma ceylanicum* hookworm infections in humans, Cambodia, 2012. *Emerg Infect Dis.* 2014; 20: 976–982. <https://doi.org/10.3201/eid2006.131770> PMID: 24865815
  53. Bradbury RS, Hii SF, Harrington H, Speare R, Traub R. *Ancylostoma ceylanicum* Hookworm in the Solomon Islands. *Emerg Infect Dis.* 2017; 23: 252–257. <https://doi.org/10.3201/eid2302.160822> PMID: 28098526
  54. Traub RJ. *Ancylostoma ceylanicum*, a re-emerging but neglected parasitic zoonosis. *Int J Parasitol.* 2013; 43: 1009–1015. <https://doi.org/10.1016/j.ijpara.2013.07.006> PMID: 23968813
  55. Schwarz EM, Hu Y, Antoshechkin I, Miller MM, Sternberg PW, Aroian RV. The genome and transcriptome of the zoonotic hookworm *Ancylostoma ceylanicum* identify infection-specific gene families. *Nat Genet.* 2015; 47: 416–422. <https://doi.org/10.1038/ng.3237> PMID: 25730766
  56. Urbani C, Albonico M. Anthelmintic drug safety and drug administration in the control of soil-transmitted helminthiasis in community campaigns. *Acta Trop.* 2003; 86: 215–221. PMID: 12745138
  57. Hu Y, Ellis BL, Yiu YY, Miller MM, Urban JF, Shi LZ, et al. An extensive comparison of the effect of anthelmintic classes on diverse nematodes. *PLoS One.* 2013; 8: e70702. <https://doi.org/10.1371/journal.pone.0070702> PMID: 23869246
  58. Imamovic L, Sommer MOA. Use of collateral sensitivity networks to design drug cycling protocols that avoid resistance development. *Sci Transl Med.* 2013; 5: 204ra132. <https://doi.org/10.1126/scitranslmed.3006609> PMID: 24068739
  59. Macvanin M, Hughes D. Hyper-susceptibility of a fusidic acid-resistant mutant of *Salmonella* to different classes of antibiotics. *FEMS Microbiol Lett.* 2005; 247: 215–220. <https://doi.org/10.1016/j.femsle.2005.05.007> PMID: 15935566
  60. Kim S, Lieberman TD, Kishony R. Alternating antibiotic treatments constrain evolutionary paths to multi-drug resistance. *Proc Natl Acad Sci U S A.* 2014; 111: 14494–14499. <https://doi.org/10.1073/pnas.1409800111> PMID: 25246554
  61. Sarafianos SG, Das K, Hughes SH, Arnold E. Taking aim at a moving target: designing drugs to inhibit drug-resistant HIV-1 reverse transcriptases. *Curr Opin Struct Biol.* 2004; 14: 716–730. <https://doi.org/10.1016/j.sbi.2004.10.013> PMID: 15582396
  62. Lyons ET, Drudge JH, Tolliver SC. Prevalence of some internal parasites found (1971–1989) in horses born on a farm in central Kentucky. *J Equine Vet Sci.* 1990; 10: 99–107.
  63. Chou T-C. Theoretical basis, experimental design, and computerized simulation of synergism and antagonism in drug combination studies. *Pharmacol Rev.* 2006; 58: 621–681. <https://doi.org/10.1124/pr.58.3.10> PMID: 16968952
  64. Tardi PG, Dos Santos N, Harasym TO, Johnstone SA, Zisman N, Tsang AW, et al. Drug ratio-dependent antitumor activity of irinotecan and cisplatin combinations in vitro and in vivo. *Mol Cancer Ther.* American Association for Cancer Research; 2009; 8: 2266–2275. <https://doi.org/10.1158/1535-7163.MCT-09-0243> PMID: 19671743
  65. Munck C, Gumpert HK, Wallin AIN, Wang HH, Sommer MOA. Prediction of resistance development against drug combinations by collateral responses to component drugs. *Sci Transl Med.* 2014; 6: 262ra156. <https://doi.org/10.1126/scitranslmed.3009940> PMID: 25391482
  66. Rodriguez de Evgrafov M, Gumpert H, Munck C, Thomsen TT, Sommer MOA. Collateral Resistance and Sensitivity Modulate Evolution of High-Level Resistance to Drug Combination Treatment in *Staphylococcus aureus*. *Mol Biol Evol.* 2015; 32: 1175–1185. <https://doi.org/10.1093/molbev/msv006> PMID: 25618457
  67. Torella JP, Chait R, Kishony R. Optimal drug synergy in antimicrobial treatments. *PLoS Comput Biol.* 2010; 6: e1000796. <https://doi.org/10.1371/journal.pcbi.1000796> PMID: 20532210

68. Peña-Miller R, Löhnemann D, Schulenburg H, Ackermann M, Beardmore R. The optimal deployment of synergistic antibiotics: a control-theoretic approach. *J R Soc Interface*. 2012; 9: 2488–2502. <https://doi.org/10.1098/rsif.2012.0279> PMID: 22628215
69. Leathwick DM. Modelling the benefits of a new class of anthelmintic in combination. *Vet Parasitol*. 2012; 186: 93–100. <https://doi.org/10.1016/j.vetpar.2011.11.050> PMID: 22169403
70. Leathwick DM, Saueremann CW, Geurden T, Nielsen MK. Managing anthelmintic resistance in *Parascaris* spp.: A modelling exercise. *Vet Parasitol*. 2017; 240: 75–81. <https://doi.org/10.1016/j.vetpar.2017.03.026> PMID: 28433409