



Cite this: *RSC Adv.*, 2019, 9, 30139

Received 18th August 2019
Accepted 18th September 2019

DOI: 10.1039/c9ra06465f

rsc.li/rsc-advances

KO^tBu-promoted oxidative dimerizations of 2-methylquinolines to 2-alkenyl bisquinolines with molecular oxygen†

Zhen Wang,^{‡b} Jinjin Zhang,^{‡a} Jianxue Shi^a and Huiqiao Wang^{id* a}

KO^tBu-promoted oxidative dimerizations of 2-methylquinolines with molecular oxygen as the oxidant have been developed for the first time. The mild reaction conditions allow the homo- and cross-dimerizations of 2-methylquinolines to give functionalized 2-alkenyl bisquinolines in highly *trans*-selective manners.

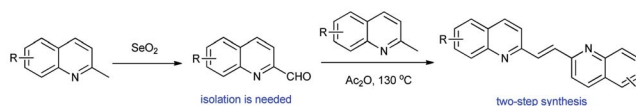
Introduction

2-Alkenylquinolines are widely present in many medicinally active compounds and natural products of biological significance, such as VUF 5017 (CysLT1 antagonist),¹ Chimanine B (antileishmanial activity),² and Montelukast (drug for asthma).³ As such, the construction of 2-alkenylquinolines remains a significant research area in organic synthesis.⁴ In particular, 2-alkenyl bisquinolines exhibit significant activity against the replication of HIV-1, and also against intracellular amastigote forms of *L. amazonensis* and *L. infantum*.⁵ However, in comparison with the well-established synthetic methodologies for 2-alkenylquinolines syntheses, the construction of 2-alkenyl bisquinolines is still less explored. The classical synthetic approach to 2-alkenyl bisquinolines relies on the Perkin reaction of 2-methylquinoline with quinoline-2-carboxaldehyde in the presence of excess amount of Ac₂O (Scheme 1a).⁶ Despite the synthetic utility to obtain 2-alkenyl bisquinolines, this methodology suffers from the harsh conditions for condensation. More problematic is that quinoline-2-carboxaldehydes should be synthesized first, mainly based on the oxidation of 2-methylquinolines by using large amounts of toxic SeO₂.⁷ From an economic and synthetic point of view, the development of new strategies to obtain 2-alkenyl bisquinolines in a green manner is highly desirable.

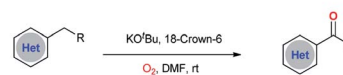
Retrosynthetic analysis showed that 2-alkenyl bisquinolines arise *via* the condensation reactions of 2-methylquinolines with quinoline-2-carboxaldehydes would be a straightforward, and efficient way.⁸ In this context, the development of an efficient method for the *in situ* generation of quinoline-2-carboxaldehydes would solve the problems

associated with 2-alkenyl bisquinolines syntheses. Even though many methodologies for quinoline-2-carboxaldehydes syntheses from 2-methylquinolines have been developed,⁹ the compatibility of two distinct reaction conditions between quinoline-2-carboxaldehyde synthesis and the following condensation reaction with 2-methylquinoline remains an unsolved problem. Our group recently reported a KO^tBu-promoted (hetero)benzylic C–H oxidation with molecular oxygen as the oxidant (Scheme 1b).¹⁰ A variety of (hetero)aryl ketones were obtained in good to excellent yields under basic reaction conditions. We envisioned that 2-methylquinolines could also undergo this KO^tBu-promoted oxidation reaction to give quinoline-2-carboxaldehydes in an effective manner.^{11,12} The subsequent condensation reaction under basic reaction conditions could realize one-pot synthesis of 2-alkenyl bisquinolines (Scheme 1c). Herein, we report that symmetric and unsymmetric 2-alkenyl bisquinolines could be obtained in one-pot *via* a KO^tBu-promoted oxidative dimerization of 2-methylquinolines with molecular oxygen as the oxidant.

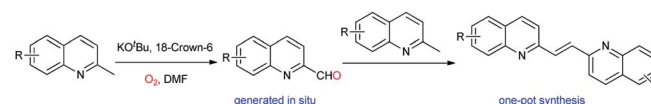
a) the classical synthetic method for 2-alkenyl bisquinolines syntheses



b) our previous report on heterobenzylic C–H oxidation



c) the reaction proposal for 2-alkenyl bisquinoline synthesis in a green manner



Scheme 1 The classical synthetic approach to 2-alkenyl bisquinolines and the present reaction proposal.

^aCollege of Chemistry and Pharmaceutical Engineering, Nanyang Normal University, Nanyang, Henan, 473061, China. E-mail: huiqiaowang@163.com

^bDepartment of Pharmacy, Nanyang Medical College, Nanyang, 473061, China

† Electronic supplementary information (ESI) available. See DOI: 10.1039/c9ra06465f

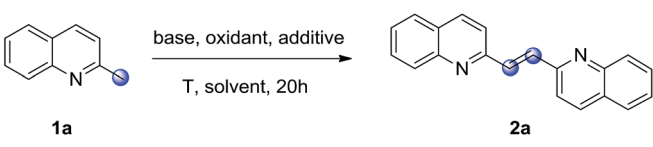
‡ These two authors contributed equally to this work.



Results and discussions

Initially, the oxidative dimerization of 2-methylquinoline (**1a**) was chosen as the model reaction to optimize the reaction conditions (Table 1). When the reaction was carried out in *N,N*-dimethylformamide (DMF) with KO^tBu as the base and 18-crown-6 (18-C-6) as the additive under oxygen balloon at 50 °C for 20 h, the desired 2-alkenyl bisquinoline (**2a**) was obtained in 72% yield (entry 1). Replacement of KO^tBu with NaO^tBu, LiO^tBu, or KOH led to lower yields (entries 2, 3 and 5). GC-MS analysis of the reaction mixtures showed that quinoline-2-carboxaldehyde was existed. However, when Cs₂CO₃ was employed as the base, no desired product was detected, and the conversion of **1a** was less than 5% (entry 4). Next, tetramethylethylenediamine (TMEDA), or 1,10-phenanthroline (1,10-phen) as the additive were examined, and lower yields were observed (entries 6 and 7). The solvent optimizations showed that no desired product was obtained when using DMSO, toluene, or CH₃CN as the solvent (entries 8–10). Then, a series of chemical oxidants such as TBHP, K₂S₂O₈, and *m*-CPBA were screened, however, no desired product was observed (entries 11–13). When the reaction was carried out under air atmosphere, only trace amount of desired product was observed (entry 14); while no desired product was observed in the absence of KO^tBu (entry 15). These two control experiments demonstrated that KO^tBu and oxygen atmosphere are essential for this dimerization reaction.

Table 1 Optimization studies^a

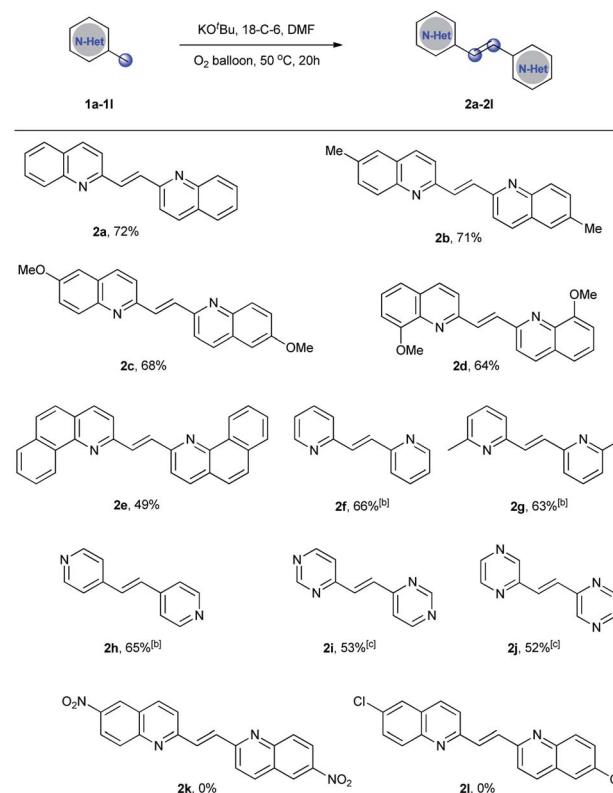


Entry	Base	Oxidant	Additive	Solvent	Yield ^{b,c} (%)
1	KO ^t Bu	O ₂ balloon	18-C-6	DMF	72 (94)
2	NaO ^t Bu	O ₂ balloon	18-C-6	DMF	61 (88)
3	LiO ^t Bu	O ₂ balloon	18-C-6	DMF	55 (71)
4	Cs ₂ CO ₃	O ₂ balloon	18-C-6	DMF	0 (<5)
5	KOH	O ₂ balloon	18-C-6	DMF	41 (70)
6	KO ^t Bu	O ₂ balloon	TMEDA	DMF	57 (74)
7	KO ^t Bu	O ₂ balloon	1,10-Phen	DMF	55 (79)
8	KO ^t Bu	O ₂ balloon	18-C-6	DMSO	0 (<5)
9	KO ^t Bu	O ₂ balloon	18-C-6	Tol	0 (<5)
10	KO ^t Bu	O ₂ balloon	18-C-6	CH ₃ CN	0 (<5)
11 ^d	KO ^t Bu	TBHP	18-C-6	DMF	0 (15)
12 ^d	KO ^t Bu	K ₂ S ₂ O ₈	18-C-6	DMF	0 (11)
13 ^d	KO ^t Bu	<i>m</i> -CPBA	18-C-6	DMF	0 (<5)
14	KO ^t Bu	Air	18-C-6	DMF	Trace (16)
15	none	O ₂ balloon	18-C-6	DMF	0 (0)
16 ^e	KO ^t Bu	O ₂ balloon	18-C-6	DMF	62 (95)
17 ^f	KO ^t Bu	O ₂ balloon	18-C-6	DMF	29 (57)

^a Reaction conditions: **1a** (0.2 mmol), base (0.22 mmol), oxidant, additive (0.22 mol), and solvent (1.5 mL) were stirred at 50 °C for 20 h. ^b Isolated yield. ^c The conversion of **1a** determined by GC-MS was shown in the parentheses. ^d 0.2 mmol of oxidant was used. ^e 80 °C. ^f 30 °C.

Increasing or decreasing the reaction temperature failed to improve the isolated yield of **2a** (entries 16 and 17).

With the optimized reaction conditions in hand, the substrate scope of the homo-dimerization reaction was investigated (Scheme 2). It was found that the electronic nature of the substituents on the aromatic ring had a significant effect on the yield. When the substrates bearing electron-donating groups, such as 2,6-dimethylquinoline, 6-methoxyquinoline, and 8-methoxyquinoline, were employed as the substrates under the optimized conditions, the dimerization reactions proceeded smoothly to afford the corresponding products **2b–2d** in 64–71% yields. However, when 6-nitroquinoline or 6-chloroquinoline were examined under the optimized conditions, the reaction mixtures were complex. Some uncharacterized byproducts were obtained, however, no desired 2-alkenyl bisquinolines (**2k–2l**) were observed by GC-MS. 2-Methylbenzo[*h*]quinoline was also a suitable substrate to give the desired product **2e** in 49% yield. Then, pyridine derivatives were tested under the optimized conditions. However, pyridine derivatives showed low reactivity. By increasing the reaction temperature to 100 °C, the desired products **2f–2h** were obtained in good yields. It is noteworthy that 4-methylpyrimidine and 2-methylpyrazine were also well tolerated under this reaction conditions, giving the desired products **2i** and **2j** in 53% and 52% yields, respectively.

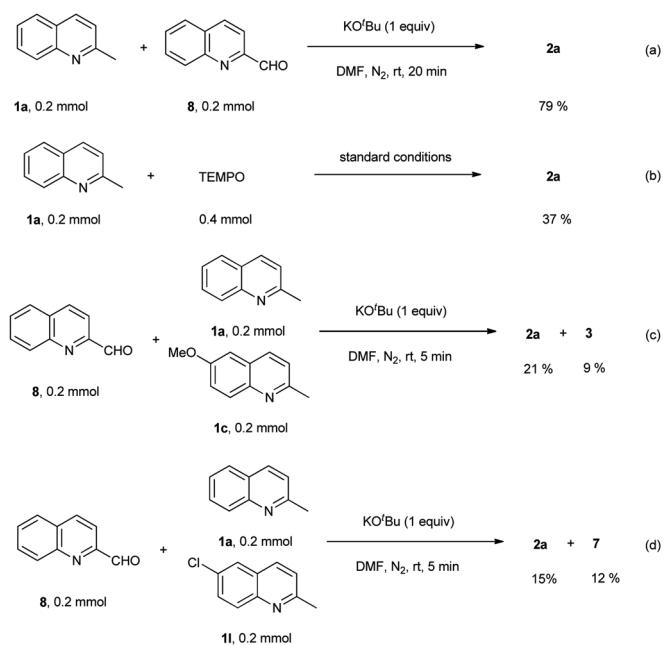


Scheme 2 The substrate scope of homo-dimerization reactions^a. ^a Reaction conditions: substrates (0.2 mmol), KO^tBu (0.22 mmol), and 18-Crown-6 (0.22 mmol) were stirred in 1.5 mL DMF at 50 °C for 20 h under O₂ balloon. ^b 100 °C, 24 h. ^c 36 h.

To make this methodology more appealing, the substrate scope of cross-dimerization reactions was also examined. As shown in Scheme 3, with a minor modification of the optimized reaction conditions, the cross-dimerization reactions were realized. Even though the unexpected self-dimerizations of 2-methylquinoline and substituted 2-methylquinolines make the reaction mixture difficult for purification, the desired unsymmetrical 2-alkenyl bisquinolines **3–7** were obtained in acceptable yields.

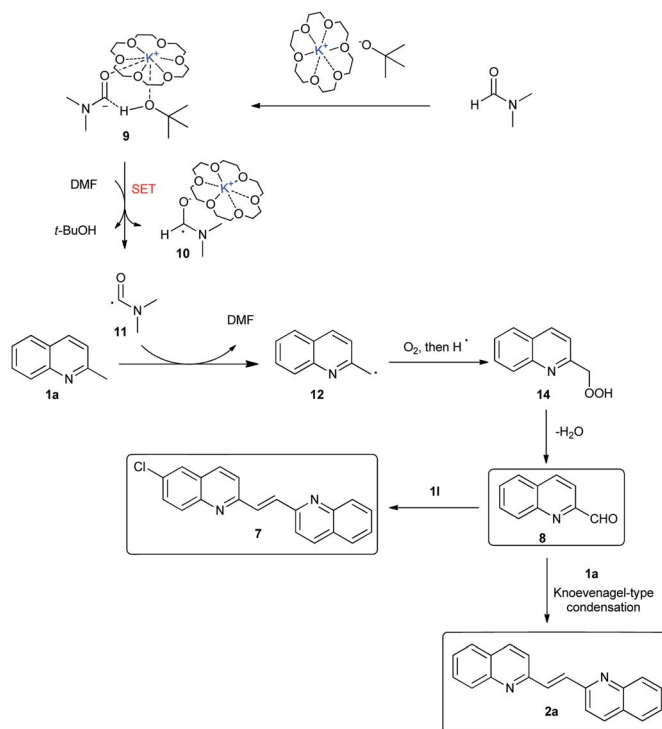
To get a mechanistic insight into the oxidative dimerization reactions, the condensation reaction of 2-methylquinoline (**1a**) with 2-quinolinecarboxaldehyde (**8**) was carried out. As shown in Scheme 4a, 2-alkenyl bisquinoline (**2a**) was obtained in 79% yield under N₂ atmosphere. This result suggests that 2-quinolinecarboxaldehyde (**8**) is a key intermediate for this reaction. Besides, the successful transformation of this condensation reaction under N₂ atmosphere also indicates that O₂ atmosphere is essential for the oxidation of 2-methylquinoline (**1a**) into 2-quinolinecarboxaldehyde (**8**), not for the condensation reaction sequence. Besides, the adding of 2,2,6,6-tetramethylpiperidine-1-oxyl (TEMPO) to the standard conditions led to the decrease of the yield of **2a** to 37% (Scheme 4b), which indicates that this oxidative dimerization involved the radical intermediate, however, reaction pathway involving anion species could not be ruled out. The competition reactions suggest that the electronic nature of substituents on the aromatic rings has much influence on the reaction of methylquinolines with 2-quinolinecarboxaldehyde (**8**) (Scheme 4c and d), and the electron-donating group slowed the reaction rate.

Based on the previous reports and control experiments, a plausible reaction mechanism for the formation of 2-alkenyl bisquinoline **2a** and **7** was shown in Scheme 5. First, *t*-BuO[−] abstracts a proton from DMF to give carbamoyl anion **9**.¹³ The intermolecular interaction between DMF and the complex of 18-C-6 with KO^tBu was demonstrated in our previous report.¹⁰ Subsequently, intermediate **9** has an electron transfer with DMF

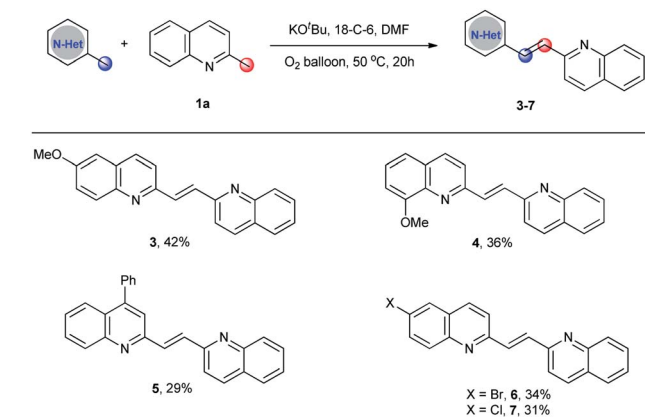


Scheme 4 Control experiments.

to give carbamoyl radical **11**.¹⁴ Intermediate **11** then abstracts a hydrogen from **1a** to generate benzylic type radical **12**, which is quenched by molecular oxygen to give the hydroperoxide intermediate **14**. Finally, intermediate **14** eliminated one molecule of water to generate 2-quinolinecarboxaldehyde **8**, which has a Knoevenagel-type condensation reaction with another



Scheme 5 Plausible mechanism for the formation of **2a** and **7**.



Scheme 3 The substrate scope of cross-dimerization reactions.^a
^a Reaction conditions: 2-methylquinoline (0.6 mmol), substituted 2-methylquinoline (0.2 mmol), KO^tBu (0.4 mmol), and 18-Crown-6 (0.4 mmol) were stirred in 3.0 mL DMF at 50 °C for 20 h under O₂ balloon.

molecule of methylquinoline to give symmetric 2-alkenyl bisquinoline **2a** or unsymmetric 2-alkenyl bisquinoline **7**.

Conclusions

We have developed the first example of oxidative dimerization of 2-methylquinolines for the highly *trans*-selective synthesis of 2-alkenyl bisquinolines with molecular oxygen as the oxidant. The current method is superior to the previously reported 2-alkenyl bisquinoline synthetic strategies because mild reaction conditions and readily accessible starting materials are used, and toxic reagents are avoided.

Experimental

All reactions were performed in oven-dried reaction tubes under oxygen atmosphere unless otherwise mentioned. Commercial reagents were purchased from Energy chemical, and TCI. Flash column chromatographic purification of products was accomplished using forced-flow chromatography on Silica Gel (100–200 mesh). ¹H-NMR, and ¹³C-NMR spectra were recorded on a Bruker Avance 300 or 400 spectrometer at ambient temperature. The chemical shifts (δ) and coupling constants (J) were expressed in ppm and Hz respectively. The abbreviations used for explaining the multiplicities were as follows: s = singlet, d = doublet, t = triplet, q = quartet, m = multiplet, br = broad. High resolution mass spectra (HRMS) were measured using EI-TOF Mass spectrometer. Melting points were uncorrected and measured with a micro melting point apparatus.

General procedure for the synthesis of symmetric 2-alkenyl bisquinolines **2a–2l**

To a reaction tube (10 mL) was added 2-methylquinolines (0.2 mmol), KO^tBu (25 mg, 0.22 mmol), and dry 18-Crown-6 (58 mg, 0.22 mmol). The tube was then evacuated and back-filled with oxygen three times. Anhydrous DMF (1.5 mL) was added subsequently. The reaction mixture was stirred at 50 °C for 20 h under oxygen balloon. After the reaction, DMF was removed by vacuum distillation. The resulting crude was directly purified by column chromatography on silica gel (elute: petroleum : ethyl acetate = 15 : 1–8 : 1) to give the desired 2-alkenyl bisquinolines as white or yellow solids.

General procedure for the synthesis of unsymmetric 2-alkenyl bisquinolines **3–7**

To a reaction tube (10 mL) was added 2-methylquinoline (86 mg, 0.6 mmol), substituted 2-methylquinoline (0.2 mmol), KO^tBu (45 mg, 0.4 mmol), and 18-Crown-6 (106 mg, 0.4 mmol). The tube was then evacuated and back-filled with oxygen three times. Anhydrous DMF (3.0 mL) was added subsequently. The reaction mixture was stirred at 50 °C for 20 h under oxygen balloon. After the reaction, DMF was removed by vacuum distillation. The resulting crude was directly purified by column chromatography on silica gel (elute: petroleum : ethyl acetate = 15 : 1–8 : 1) to give the desired 2-alkenyl bisquinolines as white or pale yellow solids.

Conflicts of interest

There are no conflicts to declare.

Acknowledgements

We are grateful to the financial support from the Foundation of He'nan Educational Committee (16A150057) and the Science and Technology Bureau of Nanyang (2016KJGG39).

References

- 1 M. E. Zwaagstra, S. H. H. F. Schoenmakers, P. H. J. Nederkoorn, E. Gelens, H. Timmerman and M.-Q. Zhang, *J. Med. Chem.*, 1998, **41**, 1439.
- 2 J. P. Michael, *Nat. Prod. Rep.*, 2005, **22**, 627.
- 3 M. L. Belley, S. Leger, M. Labelle, P. Roy, Y. B. Xiang and D. Guay, *US Pat. Appl.*, US 5565473, 1996.
- 4 For recent examples, see: (a) J. J. Mousseau, J. A. Bull and A. B. Charette, *Angew. Chem., Int. Ed.*, 2010, **49**, 1115; (b) B. Qian, P. Xie, Y. Xie and H. Huang, *Org. Lett.*, 2011, **13**, 2580; (c) Y.-G. Zhang, J.-K. Xu, X.-M. Li and S.-K. Tian, *Eur. J. Org. Chem.*, 2013, **2013**, 3648; (d) P. Wen, Y. Li, K. Zhou, C. Ma, X. Lan, C. Ma and G. Huang, *Adv. Synth. Catal.*, 2012, **354**, 2135; (e) L. Xu, Z. Shao, L. Wang, H. Zhao and J. Xiao, *Tetrahedron Lett.*, 2014, **55**, 6856; (f) L. Bering and A. P. Antonchick, *Org. Lett.*, 2015, **17**, 3134; (g) H. Xia, Y. H. Liu, P. Zhao, S. H. Gou and J. Wang, *Org. Lett.*, 2016, **18**, 1796; (h) G. E. M. Crisenza, E. M. Dauncey and J. F. Bower, *Org. Biomol. Chem.*, 2016, **14**, 5820; (i) Z. Zhang, C. Pi, H. Tong, X. Cui and Y. Wu, *Org. Lett.*, 2017, **19**, 440.
- 5 M. A. Fakhfakh, A. Fournet, E. Prina, J. F. Mouscadet, X. Franck, R. Hocquemiller and B. Figadere, *Bioorg. Med. Chem.*, 2003, **11**, 5013.
- 6 (a) M. A. Fakhfakh, X. Franck, A. Fournet, R. Hocquemiller and B. Figadere, *Synth. Commun.*, 2002, **32**, 2863; (b) L. He, J.-Q. Wang, Y. Gong, Y.-M. Liu, Y. Cao, H.-Y. He and K.-N. Fan, *Angew. Chem., Int. Ed.*, 2011, **50**, 10216.
- 7 For selected examples on the oxidation of 2-methylquinoline to 2-quinolinecarboxaldehyde using SeO₂, see: (a) D. Ding, L. P. Dwoskin and P. A. Crooks, *Tetrahedron Lett.*, 2013, **54**, 5211; (b) H. Bao, B. Zhou, H. Jin and Y. Liu, *Org. Biomol. Chem.*, 2019, **17**, 5021.
- 8 A pioneering work concerning the oxidative dimerization of toluene with benzaldehyde giving stilbene has been described, see: S. Takemoto, E. Shibata, M. Nakajima, Y. Yumoto, M. Shimamoto and H. Matsuzaka, *J. Am. Chem. Soc.*, 2016, **138**, 14836.
- 9 For selected examples on the oxidation of 2-methylquinoline into 2-quinolinecarboxaldehyde using other oxidants, see: (a) Y. Nagasawa, Y. Tachikawa, E. Yamaguchi, N. Tada, T. Miura and A. Itoh, *Adv. Synth. Catal.*, 2016, **358**, 178; (b) M. Liu, X. Chen, T. Chen, Q. Xu and S.-F. Yin, *Org. Biomol. Chem.*, 2017, **15**, 9845; (c) A. Rahim, S. P. Shaik, M. F. Baig, A. Alarifi and A. Kamal, *Org. Biomol. Chem.*, 2018, **16**, 635; (d) Z. C. Yan, C. F. Wan, Y. Yang, Z. G. Zha and Z. Y. Wang,

- RSC Adv.*, 2018, **8**, 23058; (e) R. Ye, Y. Cao, X. Xi, L. Liu and T. Chen, *Org. Biomol. Chem.*, 2019, **17**, 4220.
- 10 H. Q. Wang, Z. Wang, H. C. Huang, J. J. Tan and K. Xu, *Org. Lett.*, 2016, **18**, 5680.
- 11 Recent examples on the *t*-BuOK-mediated oxidative reactions, see: (a) H. Yang, D.-Z. Chu and L. Jiao, *Chem. Sci.*, 2018, **9**, 1534; (b) L. Wu, V. T. Annibale, H. Jiao, A. Brookfield, D. Collision and I. Manners, *Nat. Commun.*, 2019, **10**, 2786.
- 12 For selected recent examples on metal-free activated C(sp³)-H functionalization, see: (a) C. J. Evoniuk, G. P. Gomes, S. P. Hill, S. Fujita, K. Hanson and I. V. Alabugin, *J. Am. Chem. Soc.*, 2017, **139**, 16210; (b) J. Tan, T. Zheng, Y. Yu and K. Xu, *RSC Adv.*, 2017, **7**, 15176; (c) A. Gini, T. Brandhofer and O. G. Mancheño, *Org. Biomol. Chem.*, 2017, **15**, 1294; (d) S. Zhang, F. Lian, M. Xue, T. Qin, L. Li, X. Zhang and K. Xu, *Org. Lett.*, 2017, **19**, 6622; (e) L. A. Combee, B. Raya, D. Wang and M. K. Hilinski, *Chem. Sci.*, 2018, **9**, 935; (f) H. Wang, J. Zhang, J. Tan, L. Xin, Y. Li, S. Zhang and K. Xu, *Org. Lett.*, 2018, **20**, 2505; (g) T. Zheng, J. Tan, R. Fan, S. Su, B. Liu, C. Tan and K. Xu, *Chem. Commun.*, 2018, **54**, 1303; (h) X. Tian, X. Cheng, X. Yang, Y.-L. Ren, K. Yao, H. Wang and J. Wang, *Org. Chem. Front.*, 2019, **6**, 952; (i) S. Haldar and C. K. Jana, *Org. Biomol. Chem.*, 2019, **17**, 1800.
- 13 M. P. Drapeau, I. Fabre, L. Grimaud, I. Ciofini, T. Ollevier and M. Taillefer, *Angew. Chem., Int. Ed.*, 2015, **54**, 10587.
- 14 (a) W.-T. Wei, X.-J. Dong, S.-Z. Nie, Y.-Y. Chen, X.-J. Zhang and M. Yan, *Org. Lett.*, 2013, **15**, 6018; (b) W.-T. Wei, Y.-J. Cheng, Y. Hu, Y.-Y. Chen, X.-J. Zhang, Y. Zou and M. Yan, *Adv. Synth. Catal.*, 2015, **357**, 3474; (c) J. P. Barham, G. Coulthard, K. J. Emery, E. Doni, F. Cumine, G. Nocera, M. P. John, L. E. A. Berlouis, T. McGuire, T. Tuttle and J. A. Murphy, *J. Am. Chem. Soc.*, 2016, **138**, 7402.