

EDGE ARTICLE

Cite this: *Chem. Sci.*, 2022, 13, 10743

All publication charges for this article have been paid for by the Royal Society of Chemistry

Unified synthesis of multiply arylated alkanes by catalytic deoxygenative transformation of diarylketones†

Miki B. Kurosawa,^a Kenta Kato,^a Kei Muto ^b and Junichiro Yamaguchi ^{*a}

A deoxygenative transformation of diarylketones leading to multiply arylated alkanes was developed. Diarylketones were reacted with diphenylphosphine oxide resulting in a phospho-Brook rearrangement, followed by palladium-catalyzed cross-couplings or a Friedel–Crafts type alkylation to afford the corresponding multiply arylated alkanes. A variety of diarylketones can be converted to multiply arylated alkanes such as diarylmethanes, tetraarylethanes, and triarylmethanes by reduction, dimerization, and arylation in one pot. Furthermore, a one-pot conversion from arylcarboxylic acids to diarylmethanes and tetraarylethanes, and a synthesis of tetraarylmethane and triphenylethane using sequential coupling reactions are also presented.

Received 4th July 2022
Accepted 19th August 2022

DOI: 10.1039/d2sc03720c

rsc.li/chemical-science

Introduction

Multiply arylated alkanes are widely used as pharmaceuticals, natural products, and organic materials (Fig. 1A). A diarylmethane such as tofogliflozin is a representative motif among multiply arylated alkanes.¹ A triarylmethane such as (+)-securidane A and a tetraarylethane such as Raptinal are also known bioactive products.^{2–4} CDP-840, a phosphodiesterase (PDE)-IV inhibitor,⁵ is classified as a triarylethane, and COF-102, known as a covalent organic framework, has a tetraarylmethane skeleton.^{6,7} Since these are important structures, the synthesis of multiply arylated alkanes has long been investigated.^{8–21} Particularly recently, excellent catalytic and efficient syntheses of these alkanes have been reported using readily available building blocks and state-of-the-art methodologies (Fig. 1B). For example, diarylmethanes are generally synthesized from benzyl electrophiles, but recently, a direct coupling from benzyl alcohol, which is a readily available starting material, has been reported. Shu and coworkers discovered a nickel-catalyzed direct cross-coupling of benzylic alcohols with aryl triflates in the presence of DMO (dimethyl oxalate) to afford the corresponding diarylmethanes.²² Masarwa and coworkers reported a unique synthetic method of triarylmethanes from aldehydes:²³ an aldehyde was mixed with an arene and triphenylphosphine in the presence of TfOH to generate a diarylphosphonium salt,

followed by another arene in one pot to furnish the corresponding triarylmethane. This simple operation allowed for a one-pot synthesis of triarylmethanes from aldehydes, but this method is limited to the use of electron-rich arenes. Li's group reported a deoxygenative dimerization from diaryl ketones, inspired by a classical Wolff–Kishner type of diarylmethane synthesis.²⁴ This is an excellent method that can synthesize triarylethanes in two steps (2 pots) through the formation of hydrazone as an intermediate. Moran's group then developed a one-pot synthesis of triarylethanes from aryl epoxides.²⁵ A ring-opening reaction of the epoxide by an electron-rich arene was followed by a Friedel–Crafts type alkylation of the resulting diarylethanol with another electron-rich arene *via* a phenonium intermediate. Although this method appears to be a classical synthetic method, a variety of electron-rich triarylethanes can be prepared. Walsh and coworkers demonstrated a straightforward synthesis of tetraarylmethanes from diarylmethanes.²⁶ After deprotonation of the diarylmethane with a base (KO^t-Bu), two further arenes can be introduced by palladium-catalyzed C–H arylations with aryl chlorides. A variety of tetraarylmethanes can be synthesized, although an electron-deficient heteroarene (a pyridine moiety) is required for one of the aromatic rings of the diarylmethane. While various syntheses of multiply arylated alkanes have been reported,^{27,28} thus far, there is no unified synthetic protocol from the same starting materials.

Meanwhile, recent attention has been focused on the deoxygenative transformation of aromatic carbonyls, which has been extensively studied by the Li group and others.^{29–33} Regarding this field of research, we have also developed a deoxygenative C–P bond formation of aromatic esters (Fig. 1C).³⁴ In this reaction, an aromatic ester reacts with phosphine oxide in the presence of a palladium catalyst to give

^aDepartment of Applied Chemistry, Waseda University, 513 Wasedatsurumakicho, Shinjuku, Tokyo 162-0041, Japan. E-mail: junyamaguchi@waseda.jp

^bWaseda Institute for Advanced Study, Waseda University, 513 Wasedatsurumakicho, Shinjuku, Tokyo 162-0041, Japan

† Electronic supplementary information (ESI) available. CCDC 2121107 (3A), 2121108 (3R) and 2159413 (18). For ESI and crystallographic data in CIF or other electronic format see <https://doi.org/10.1039/d2sc03720c>



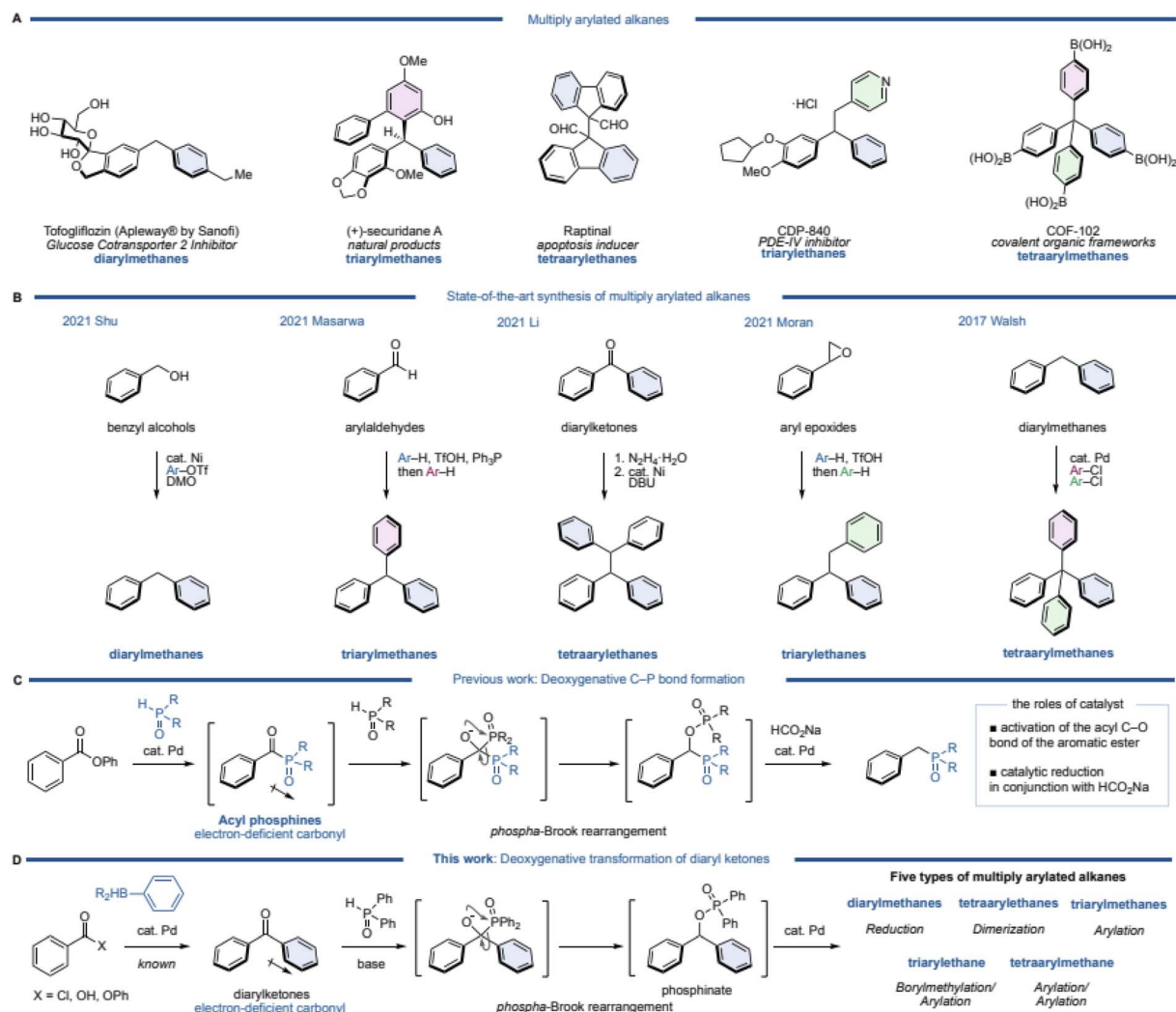


Fig. 1 (A) Multiply arylated alkanes in pharmaceuticals, natural products, and organic materials. (B) State-of-the-art synthesis of multiply arylated alkanes. (C) Deoxygenative C–P bond formation of aromatic esters. (D) Deoxygenative transformation of diarylketones.

an acylphosphine oxide species as the intermediate. The intermediate has a highly electron-deficient carbonyl, thus a nucleophilic attack of the phosphine oxide to the carbonyl occurs, followed by a [1,2]-phospho-Brook rearrangement and reduction of the carbon–oxygen bond using a palladium catalyst and sodium formate (HCO₂Na) as a mild reductant to afford the corresponding deoxygenative products. Based on this mechanism, we envisioned that this reaction could be utilized as a unified synthesis of multiply arylated alkanes from diarylketones (Fig. 1D).

Diarylketones are inexpensive, readily available basic chemicals that can also be generated from aryl carboxylic acids, acid chlorides, and esters in a single step by palladium-catalyzed cross-coupling.^{35–38} In general, diarylketones have an electron-deficient carbonyl, and phosphine oxide is able to attack the carbonyl, which would then undergo a [1,2]-phospho-Brook rearrangement to produce diarylphosphinates.

Since this phosphinate would be a common synthetic intermediate similar to (pseudo)halogenated diarylmethane, we

hypothesized that it could be transformed to diarylmethanes by reduction, tetraarylethanes by dimerization, and triarylmethanes by arylation. Furthermore, a homologation of the intermediate by diborylmethane, followed by arylation would afford triarylethanes, and tetraarylmethanes would be synthesized by arylation of triarylmethanes. Herein, we report a deoxygenative transformation of diarylketones with diphenyl phosphine oxide by using a palladium catalyst and HCO₂Na, leading to five different types of multiply arylated arenes in one pot.

Results and discussion

Discovery and screening of optimal conditions for the synthesis of diarylmethanes and tetraarylethanes by deoxygenative transformations

Following our previous work on deoxygenative C–P bond formation,³⁴ benzophenone (1) and diphenylphosphine oxide (1.5 equiv.) with 5.0 mol% PdCl₂, 10 mol% dcpye (1,2-

bis(dicyclohexylphosphino)ethane), and sodium formate (HCO_2Na , 1.5 equiv.) as a hydrogen source in 1,2-dimethoxyethane (DME) at 150 °C for 12 h were used as the initial conditions. As a result, these conditions successfully gave the desired diphenylmethane (**2A**) in 10% yield along with the unexpected tetraphenylethane (**3A**) in 4% yield. After extensive optimization of the reaction conditions (see the ESI for details[†]), we identified the optimal conditions for **2A**. To our delight, when the conditions were changed to $\text{PdCl}_2/\text{PPh}_3$ as a catalyst and Cs_2CO_3 (2.0 equiv.), HCO_2Na (2.0 equiv.) in DMSO at 150 °C for 1 h, the yield of **2A** significantly improved to 93% and no **3A** was observed (Table 1, entry 1).

Next, control experiments were undertaken. The palladium salt is essential for this reaction, because without it, the reaction furnished the “half-reduced” diphenylmethanol (**2A'**), and the starting material **1** was also recovered (Table 1, entry 2). Without the ligand, the yield was lower (Table 1, entry 3), and diphenylphosphine oxide was critical (Table 1, entry 4). The reaction can proceed without the base, but the yield of **2A** and the selectivity for **2A** and **3A** was significantly decreased (Table 1, entry 5). The reaction resulted in further decreasing product yields without HCO_2Na (Table 1, entry 6). Although this reaction is typically performed at 150 °C, it can proceed at 100 °C with only a slight decrease in yield of **2A** (Table 1, entry 7). We then examined various conditions to improve the yield of **3A** and found that simply changing the solvent to DME, and decreasing the amount of Cs_2CO_3 (0.40 equiv.) significantly improves the yield of **3A**. Finally, by extending the reaction time to 12 h, we succeeded in preferentially producing **3A** in 76% yield (Table 1, entry 8, and see the ESI for details[†]).

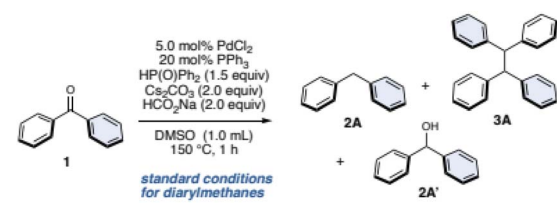
Substrate scope for diarylmethanes and tetraarylethanes

Under these optimized conditions, the substrate scope of diarylketones was investigated (Fig. 2). Changing one of phenyl

groups of the benzophenone (**1**) to a naphthyl or a *meta*-tolyl group also afforded diarylmethanes **2B** and **2C** in moderate yields. Biphenyl group worked as well (**2D**), however, installing a methoxy group at the *para*-position of the biphenyl decreased the yield (**2E**) even after increasing the amounts of catalysts, since this resulted in a lot of accompanying diarylmethanol (54% yield). The low yield was caused by the failure of the Pd/ HCO_2Na reduction of the phosphinate formed by the phosphor Brook rearrangement due to the electron-donating group. As a result, the phosphinate was hydrolyzed after quenching by water, resulting in the alcohol. Fluorinated diarylketones gave the corresponding diarylmethanes **2F** and **2G** in moderate yields. Diarylketones with an alkyne, bis-trifluoromethyl groups, or dimethoxy groups were tolerated to furnish the corresponding diarylmethanes **2H–2J**. When the phenyl group of **1** was replaced by heteroaromatics such as pyridine or quinoline, the corresponding diarylmethanes **2K–2N** were obtained in good to high yields. Even for cyclic ketones, the corresponding diarylmethanes **2O–2S** were afforded, regardless of the ring size or the presence of heteroatoms. We also attempted this reaction with ketoprofen as well as its precursor, giving the corresponding diarylmethanes **2T** and **2U**. Additionally, diarylketones, which can be readily derivatized in one step from carboxylic-acid-containing drugs such as probenecid and adapalene, successfully converted to the corresponding diarylmethanes **2V** and **2W**, albeit in low yields. Fenofibrate, which is a well-known pharmaceutical, succeeded in giving product **2X** in a moderate yield.

Next, we examined the substrate scope for the synthesis of tetraarylethanes **3** using the standard conditions (Table 1, entry 8). Benzophenone (**1**) gave 1,1,2,2-tetraphenylethane (**3A**) in 58% isolated yield, and the structure of **3A** was assigned by X-ray crystallographic analysis. Mono- or di-tolylmethanones with methyl groups in the *para*-, *meta*-, or *ortho*-positions, as well as xylylmethanone smoothly generated the corresponding tetraarylethanes **3B–3E**. Diarylketones bearing biphenyl and naphthyl groups afforded the corresponding tetraarylethanes **3F** and **3G** in moderate yields. Note that when unsymmetrical diarylketones are used, the resulting tetraarylethanes **3** become a mixture of diastereomers with a ratio of almost 1 : 1. A ketone with bis-4-fluorophenyl groups reacted well to give the desired product **3H** in a high yield, and this reaction also proceeds on gram scale (61% yield). In contrast, reactions with a mono-fluorophenyl group gave **3I** and **3J** in moderate to low yields. Diarylketones with methoxy, alkoxy, dimethylamino, and NH_2 groups were tolerated to furnish the corresponding tetraarylethanes **3K–3Q**. In the case of low yields, the corresponding diarylmethanes and the diarylmethanols were obtained as by-products. Cyclic ketones such as dibenzosuberone did not progress at all under our standard conditions. Therefore, we re-optimized the reaction and found that tributyl phosphine was effective as a ligand to give **3R** in 43% yield (the structure of **3R** was assigned by X-ray crystallographic analysis). However, the reaction conditions were ineffective with other cyclic ketones (**3S** and **3T**). Ketoprofen precursor and fenofibrate were applicable to this reaction as well (**3U** and **3V**).

Table 1 Variations from standard conditions^a



entry	variations ^b	1 /%	2A /%	3A /%	2A' /%
1	None	0	93	0	0
2	w/o PdCl_2	35	0	0	44
3	w/o PPh_3	14	56	0	15
4	w/o HP(O)Ph_2	86	0	0	12
5	w/o Cs_2CO_3	27	31	12	28
6	w/o HCO_2Na	64	13	4	14
7	100 °C	4	83	0	0
8 ^c	DME, 12 h	0	13	76	0

^a Conditions; **1** (0.20 mmol), PdCl_2 (5.0 mol%), PPh_3 (20 mol%), Cs_2CO_3 (2.0 equiv.), HCO_2Na (1.5 equiv.), DMSO (1.0 mL), 150 °C, 1 h. Yields were determined by ^1H NMR analysis. ^b Variations from standard conditions. ^c Cs_2CO_3 (0.40 equiv.) was used.

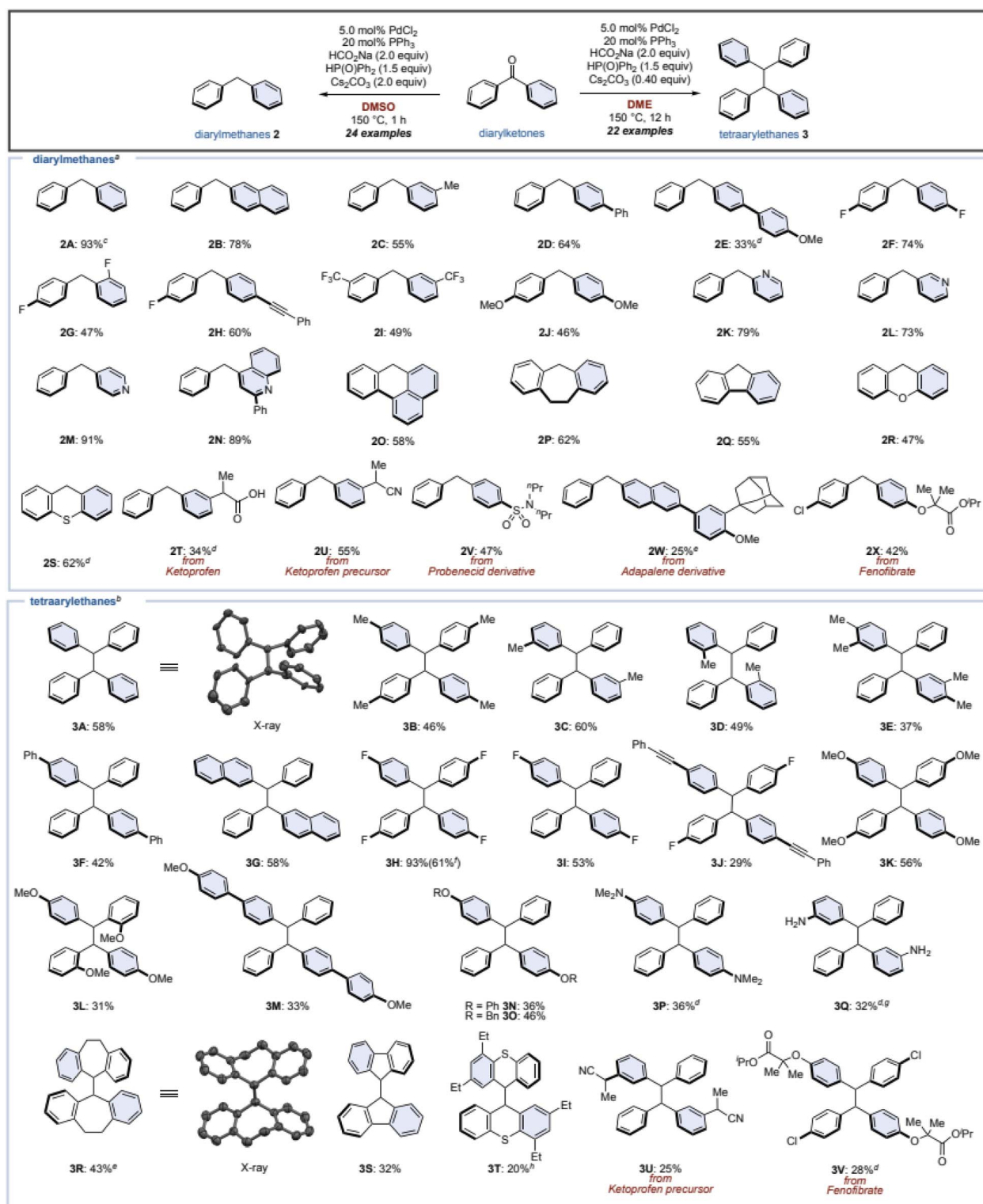


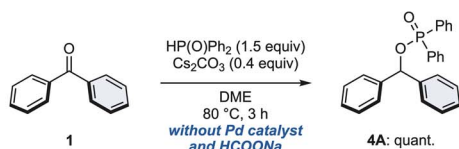
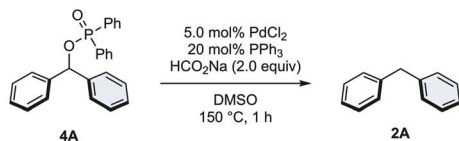
Fig. 2 Substrate scope. Conditions; ^a **1** (0.40 mmol), diphenylphosphine oxide (1.5 equiv.), PdCl₂ (5.0 mol%), PPh₃ (20 mol%), HCO₂Na (2.0 equiv.), Cs₂CO₃ (2.0 equiv.), DMSO (1.0 mL), 150 °C, 1 h. ^b **1** (0.40 mmol), diphenylphosphine oxide (1.5 equiv.), PdCl₂ (5.0 mol%), PPh₃ (20 mol%), HCO₂Na (2.0 equiv.), Cs₂CO₃ (0.40 equiv.), DME (1.0 mL), 150 °C, 12 h. ^c Yield was determined by ¹H NMR analysis due to the volatile nature of **2A**. ^d PdCl₂ (10 mol%), PPh₃ (40 mol%) were used. ^e *Pn*-Bu₃ (20 mol%), K₂CO₃ (2.0 equiv.), MeCN, 12 h. ^f 6.0 mmol scale. ^g Isolated as an acetamide by treating with Ac₂O. ^h 20 mol% MePPh₂, K₂CO₃ (2.0 equiv.), MeCN, 12 h.

Studies for elucidation of the reaction mechanism

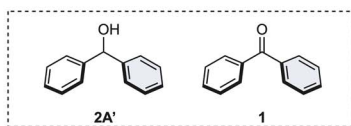
We hypothesize the reaction mechanism as follows: (1) the diarylketone starting material could be converted to a diarylphosphinate *via* a phospho-Brook rearrangement; (2) then, reduction and dimerization by a Pd/HCO₂Na catalytic system would lead to diarylmethanes and tetraarylethanes. However, their precise mechanisms and requirements for adequate conditions are not known. Therefore, we performed additional control experiments to elucidate the reaction mechanism for the synthesis of diarylmethane **2** and tetraarylethane **3** (Fig. 3). When benzophenone (**1**) was reacted with diphenylphosphine oxide in the presence of Cs₂CO₃ as a base without Pd/HCO₂Na, phosphinate **4A** was obtained quantitatively (Fig. 3A). Although stoichiometric amounts of metal carbonates (Cs₂CO₃ or K₂CO₃) are not required, the reaction did not proceed at all without the addition of metal carbonates. These results indicate that the base is critical for the formation of phosphinate **4A**, but that

high temperatures (150 °C), a palladium catalyst, and HCO₂Na are not required (see the ESI for details†).

Next, we attempted the diphenylmethane (**2A**) synthesis from phosphinate **4A** under our optimal conditions without addition of Cs₂CO₃ (Fig. 3B). Surprisingly, the desired diphenylmethane **2A** was obtained in only 6% yield, and ketone **1** was obtained as the major product (entry 1). The addition of Cs₂CO₃ slightly improved the yield of **2A** (12%), but increased the yield of alcohol **2A'** as well, which is an effect of phosphinate **4A** being partially hydrolyzed (entry 2). Without the addition of the palladium catalyst, **2A** was not produced at all and was completely converted to ketone **1** (entry 3). It was finally realized that the desired diphenylmethane **2A** was obtained in 53% yield by adding diphenylphosphine oxide and Cs₂CO₃ (entry 4). In the absence of HCO₂Na (entry 5), the yield of **2A** decreased, but the yield increased for alcohol **2A'** and ketone **1**. The existing equilibrium between ketone **1** and phosphinate **4A** in DMSO

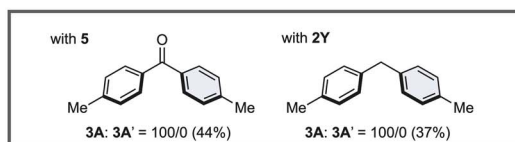
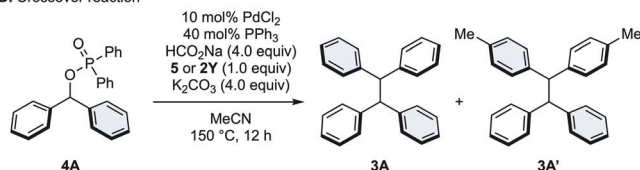
A. Phosphinate **4A** from benzophenone **1**B. Diphenylmethane **2A** from phosphinate **4A**

entry	variations	yield of 2A' %	yield of 2A %	yield of 1 %
1	none	6	14	86
2	with Cs ₂ CO ₃ (2.0 equiv)	12	32	56
3	w/o PdCl ₂ , PPh ₃	0	0	86
4	with Cs ₂ CO ₃ (2.0 equiv), HP(O)Ph ₂ (1.5 equiv)	53	2	0
5	entry 4, w/o HCO ₂ Na	33	34	31

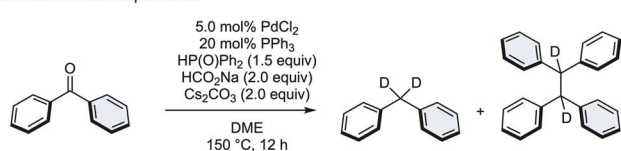
C. Tetraphenylethane **3A** from phosphinate **4A**

entry	variations	recovery of 4A %	yield of 2A %	yield of 3A %
1	none	0	7	57
2	w/o PdCl ₂ , PPh ₃	100	0	0
3	w/o HCO ₂ Na	100	0	0
4	with Cs ₂ CO ₃ (2.0 equiv)	19	41	31

D. Crossover reaction



E. Deuterium label experiments

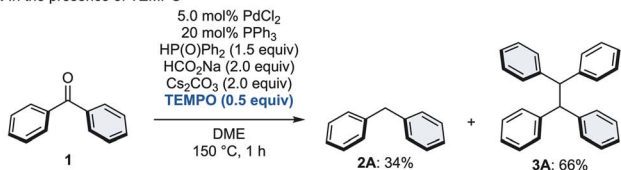


with DCO₂Na instead of HCO₂Na 30%D (3% yield) 9%D (54% yield)

with DP(O)Ph₂ instead of HP(O)Ph₂ 77%D (3% yield) 61%D (63% yield)

with DP(O)Ph₂/DCO₂Na instead of HP(O)Ph₂/HCO₂Na 84%D (3% yield) 73%D (32% yield)

F. In the presence of TEMPO



G. With phosphite instead of phosphine oxide

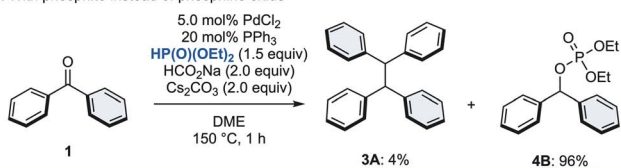


Fig. 3 (A) Phosphinate **4A** from benzophenone (**1**). (B) Diphenylmethane (**2A**) from phosphinate **4A**. (C) Tetraphenylethane **3A** from phosphinate **4A**. (D) Crossover reaction. Numbers in the parentheses are yields of **3A**. (E) Deuterium labeling experiments. (F) Standard conditions with TEMPO as a radical scavenger. (G) With phosphite instead of phosphine oxide.

suggests that reduction might be proceeding as soon as the phosphinate **4A** is produced by the Pd/HCO₂Na catalytic system.

Additional control experiments for the synthesis of tetraphenylethane **3A** from phosphinate **4A** were performed (Fig. 3C). Phosphinate **4A** in DME in the presence of PdCl₂/PPh₃ and HCO₂Na gave the desired tetraphenylethane **3A** in 57% yield, along with 7% diphenylmethane **2A** as a byproduct. This result is mostly consistent with the results from ketone **1** (Table 1, entry 8), but the requirements were further elaborated. Without the addition of a palladium catalyst or HCO₂Na, the reaction hardly proceeded (entries 2 and 3). Furthermore, an excess amount of Cs₂CO₃ was found to inhibit the dimerization reaction (entry 4). Hence, the amount of Cs₂CO₃ in the dimerization of **1** was kept minimal (0.40 equiv., see Fig. 2).

Furthermore, the following crossover experiment was performed to confirm whether dimerization of the phosphinate **4A** or cross-coupling with the diphenylketone (**1**)/diphenylmethane (**2A**) occurs (Fig. 3D). To this end, phosphinate **4A** was reacted under our standard conditions for dimerization with dip-tolyl ketone **5** or diarylmethane **2Y** (1.0 equiv. of each), respectively. If a crossover reaction had occurred, **3A'** would have been detected in addition to **3A**, however **3A'** was not detected at all. These results suggest that a dimerization reaction of phosphinate **4A** is proceeding.

Moreover, deuterium labelling experiments were conducted (Fig. 3E). Under optimal conditions for **2A** synthesis, deuterated DCO₂Na was added instead of HCO₂Na to afford *d*-**2A** (30% D) and *d*-**3A** (9% D). When diphenylphosphine oxide (DP(O)Ph₂) was used instead of diphenylphosphine oxide, this led to a dramatic increase in the deuterated ratio of *d*-**2A** (77% D) and *d*-**3A** (61% D). Finally, both deuterated agents were combined to give **2A** (84% D) and **3A** (73% D). These results suggest that diphenylphosphine oxide works as a hydrogen source in this reaction.

We also attempted this reductive transformation under a radical scavenger (Fig. 3F): in the presence of TEMPO, the reaction gave both **2A** and **3A**. This result confirmed that these reactions do not proceed through a radical pathway. Lastly, the same reaction was attempted using diethyl phosphite instead of diphenylphosphine oxide (Fig. 3G). This is because generally the phospho-Brook rearrangement is almost exclusively reported for phosphite esters.^{39–42} When this reaction was performed with diethyl phosphite, the phosphate ester **4B** was obtained in 96% yield, but the desired tetraphenylethane **3A** was formed in small amounts. Thus, the reaction proved to be effective only with diphenylphosphine oxide. Based on the results of these control experiments, it was concluded that the dimerization reaction also proceeds *via* diarylphosphinate. Although the exact reaction mechanism of dimerization remains unclear, similar dimerization reactions have proceeded when diaryl pseudohalides were used in the presence of Pd, and Ni catalysts,^{43–45} and we believe that dimerization occurs through disproportionation of the oxidative addition complexes of the Pd catalysts.

Synthesis of triarylmethanes

Next, we considered that the phosphinate is a (pseudo)halide, and that triarylmethane could be synthesized by screening for

appropriate conditions. To the best of our knowledge, Friedel–Crafts-type arylations or cross-couplings of phosphite have been reported,^{46–48} but there is no report for phosphinates thus far. As a result of our investigation, we found the following two reaction conditions for the one-pot synthesis of triarylmethane from diarylketones (Fig. 4).

For electron-rich aromatic rings, Friedel–Crafts-type reaction conditions were effective. Benzophenone (**1**) was reacted with diphenyl phosphine oxide (1.5 equiv.) and Cs₂CO₃ (0.40 equiv.) in DME at 80 °C for 3 h to generate phosphinate **4A** *in situ*, followed by the addition of toluene, thiophene, or mesitylene with TfOH (2.0 equiv.) at room temperature for 2 min to give the corresponding triarylmethanes **6A–6C** in moderate yields. Although small amounts of positional isomers were produced when generating **6A** and **6B**, triarylmethanes can be synthesized rapidly from benzophenone (**1**) without the use of metal catalysts. Not only benzophenone (**1**), but also an unsymmetrical

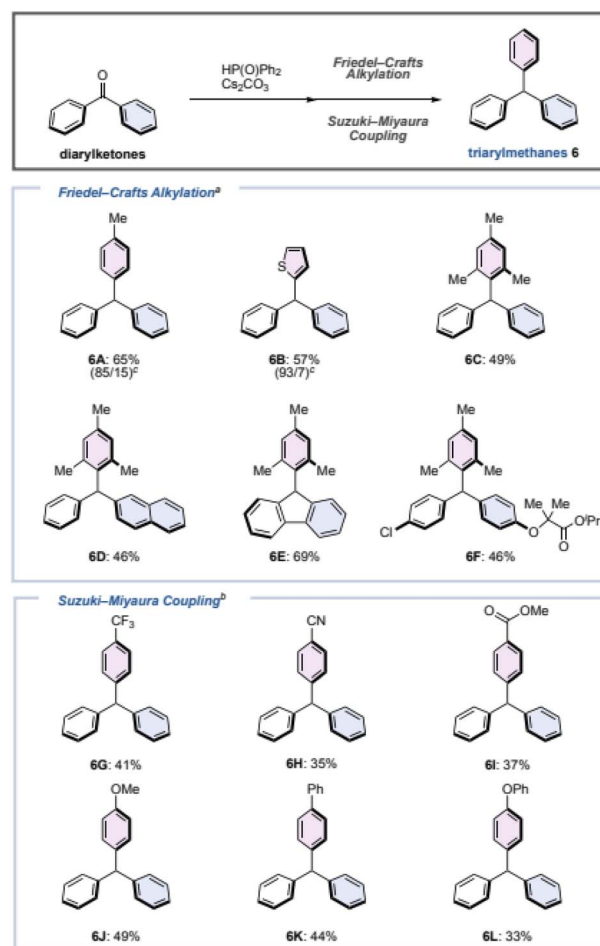


Fig. 4 Synthesis of triarylmethanes. Conditions: ^a diarylketone (0.40 mmol), diphenylphosphine oxide (1.5 equiv.), Cs₂CO₃ (0.40 equiv.), DME (2.0 mL), 80 °C, 3 h; then arene (1.0 mL), TfOH (2.0 equiv.), RT, 2 min. ^b Diarylketone (0.40 mmol), diphenylphosphine oxide (1.2 equiv.), Cs₂CO₃ (2.0 equiv.), 1,4-dioxane (2.0 mL), 150 °C, 1 h; then arylboronic acid (1.5 equiv.), Pd(OAc)₂ (10 mol%), P(*p*-tolyl)₃ (40 mol%), 150 °C, 1 h. ^c The ratio of isomers (*para*/*ortho*-position (**6A**) or C₂/C₃ position (**6B**)) is shown in parentheses.

diaryl ketone, a cyclic diaryl ketone, and a diarylketone with substituents such as a chlorine and an alkoxy could be converted to the corresponding triarylmethanes **6D–6F** in moderate yields. When an aromatic ring with an electron-withdrawing substituent was used as the substrate, a Suzuki–Miyaura-type coupling reaction was effective. Similarly, after the preparation of phosphinate **4A**, the corresponding triarylmethanes were formed simply by adding arylboronic acid (1.5 equiv.), Pd(OAc)₂ (10 mol%), and P(*p*-tolyl)₃ (40 mol%) to the reaction vessel and stirring at 150 °C for 1 h. In addition to triarylmethanes **6G–6I** with trifluoromethyl, cyano, and ester groups, triarylmethanes **6J–6L** with methoxy, phenyl, and phenoxy groups at the *para* position of the aromatic ring could be synthesized.

Synthetic utility and applications of this method

Finally, the synthetic utility and applications of this method were investigated (Fig. 5). As mentioned in the introduction,

diaryl ketones can be readily prepared from aromatic carboxylic acids. Therefore, we demonstrated a one-pot diarylmethane/tetraarylethane synthesis from aryl carboxylic acids (Fig. 5A). The reaction of benzoic acid with phenylboronic acid and Boc₂O in the presence of a palladium catalyst gave benzophenone (**1**) *via* a mixed acid anhydride.³³ When **1** was subjected directly to the diverging conditions of Fig. 2 without isolation in one pot, diphenylmethane (**2A**) and tetraphenylmethane (**3A**) were successfully synthesized in 70% and 43% yields from benzoic acid, respectively. We also attempted a deoxygenative allylation of diarylketones (Fig. 5B). After phosphinate formation by a phospho-Brook rearrangement of naphthalen-2-yl(*p*-tolyl) methanone (**7**), allyltrifluoroborate with palladium catalyst/**L1** led to benzyl substitution to form allyldiarylmethane **8** in 52% yield. In contrast, the use of naphthalen-2-yl (phenyl)methanone (**9**), which is a demethyl form of **7**, afforded diarylmethane **10**, which substituted at the *para*-position of the phenyl group. Diarylmethane **10** was likely formed from a π -

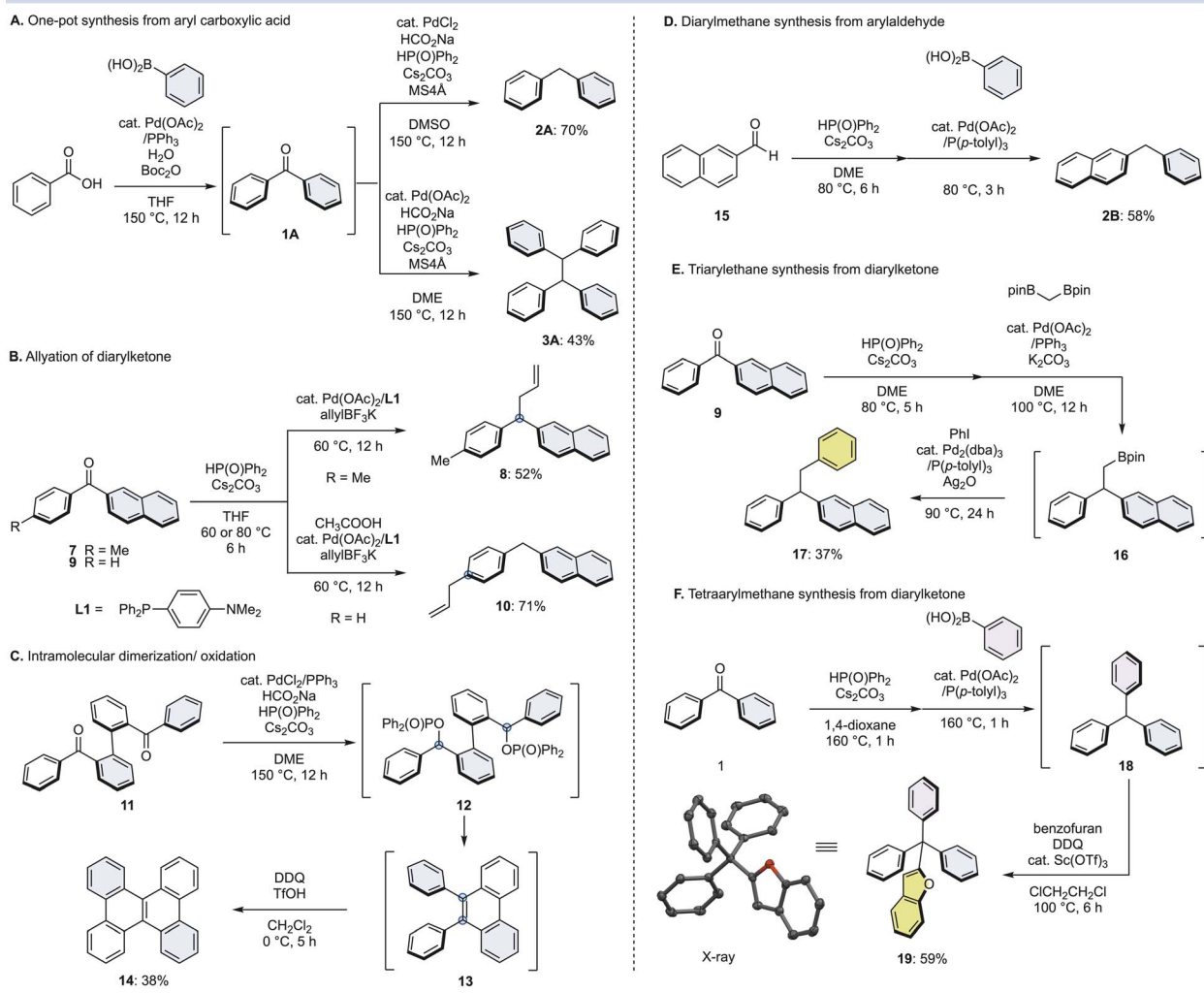


Fig. 5 Synthetic utility and applications of deoxygenative transformation of diarylketones. (A) One-pot synthesis from aryl carboxylic acid. (B) Allylation of diarylketone. (C) Intramolecular dimerization/oxidation. (D) Diarylmethane synthesis from arylaldehyde. (E) Triarylethane synthesis from diarylketone. (F) Tetraarylmethane synthesis from diarylketone.

benzyl palladium complex by a dearomatizing allylation reaction.^{49,50}

Next, an intramolecular dimerization was carried out (Fig. 5C). Applying the reaction conditions from the tetraarylethane synthesis to compound **11**, which is essentially two diphenylketones linked together, the diphosphinate intermediate **12** becomes diphenylphenanthrene **13** as the coupling and subsequent auto-oxidation proceeds. Oxidation of **13** with DDQ in the presence of TfOH gave dibenzo [*g,p*]chrysene **14** in good yield. This method has the potential to be used in the synthesis of various polycyclic aromatic hydrocarbons (PAHs).

Furthermore, the phospho-Brook rearrangement can be used to make diarylmethane from aromatic aldehydes (Fig. 5D). For example, diphenylphosphine oxide and a base are applied to 2-naphthaldehyde (**15**) to form the corresponding phosphinate, followed by an *sp*³ Suzuki–Miyaura-type coupling with phenylboronic acid to afford diarylmethane **2B** in moderate yield. Since aromatic aldehydes are also inexpensive and readily available, a variety of diarylmethanes may be synthesized in a practical fashion.

Finally, we attempted to synthesize triarylethanes and tetraarylmethanes from diarylketones (Fig. 5E and F). The coupling reaction of **9** with diborylmethane (1.5 equiv.) underwent phospho-Brook rearrangement, followed by palladium catalyst and base to afford diarylethylboronate **16**. A one-pot alkyl-Suzuki–Miyaura type coupling with phenylboronic acid was carried out without isolation of **16**, and then triarylethanes **17** were successfully produced in 37% yield from diarylketone **9**. Furthermore, after subjecting benzophenone (**1**) to the reaction conditions of Fig. 5 for the synthesis of triarylmethane, the resulting triphenylmethane **18** was treated with benzofuran, DDQ and catalytic Sc(OTf)₃ to give tetraarylmethane **19**.⁵¹ The structure of tetraarylmethane **19** was determined by X-ray crystallography.

Conclusions

In summary, we developed a unified synthesis of multiply arylated alkanes from diarylketones. The key for this reaction is the readily generation of diarylphosphinates from diarylketones with diphenylphosphine oxide *via* a phospho-Brook rearrangement. Using this method, we have succeeded in synthesizing five different types of multiply arylated alkanes from diarylketones in a single step or one-pot. Expanding the range of nucleophiles for diarylphosphinates including enantioselective transformations is currently undergoing in our laboratory.⁵²

Data availability

All experimental data is available in the ESI.†

Author contributions

J. Y. conceived and designed the study. M. B. K. performed the chemical experiments. M. B. K. and K. M. analyzed the data. K. K. performed the X-ray crystallography experiments and analyzed the obtained data. J. Y. wrote the manuscript and all

authors discussed the results and commented on the final manuscript.

Conflicts of interest

There are no conflicts to declare.

Acknowledgements

This work was supported by JSPS KAKENHI Grant Number JP21K18966, JP21H05213 (to J.Y.), and JP21K05079 (to K.M.). This work was also partly supported by JST ERATO Grant Number JPMJER1901 (to J.Y.). We thank Mizuho Watanabe to help a part of experiment. We also thank Iwatani Corporation for providing Cs₂CO₃ as a gift. The Materials Characterization Central Laboratory in Waseda University is acknowledged for the support of HRMS measurement. We also would like to thank National Institute of Health Sciences in Japan for the support of NMR measurement.

Notes and references

- 1 Y. Ohtake, T. Sato, T. Kobayashi, M. Nishimoto, N. Taka, K. Takano, K. Yamamoto, M. Ohmori, M. Yamaguchi, K. Takami, S.-Y. Yeu, K.-H. Ahn, H. Matsuoka, K. Morikawa, M. Suzuki, H. Hagita, K. Ozawa, K. Yamaguchi, M. Kato and S. Ikeda, *J. Med. Chem.*, 2012, **55**, 7828–7840.
- 2 B. Zhou, D. X. Liu, X. J. Yuan, J. Y. Li, Y. C. Xu, J. Li, Y. Li and J. M. Yue, *Research*, 2018, **2018**, 2674182.
- 3 R. Palchadhuri, M. J. Lambrecht, R. C. Botham, K. C. Partlow, T. J. Van Ham, K. S. Putt, L. T. Nguyen, S.-H. Kim, R. T. Peterson and T. M. Fan, *Cell Rep.*, 2015, **13**, 2027–2036.
- 4 K. S. Schneider, C. J. Groß, R. F. Dreier, B. S. Saller, R. Mishra, O. Gorka, R. Heilig, E. Meunier, M. S. Dick, T. Čiković, J. Sodenkamp, G. Médard, R. Naumann, J. Ruland, B. Kuster, P. Broz and O. Groß, *Cell Rep.*, 2017, **21**, 3846–3859.
- 5 R. P. Alexander, G. J. Warreallow, M. A. W. Eaton, E. C. Boyd, J. C. Head, J. R. Porter, J. A. Brown, J. T. Reuberson, B. Hutchinson, P. Turner, B. Boyce, D. Barnes, B. Mason, A. Cannell, R. J. Taylor, A. Zomaya, A. Millican, J. Leonard, R. Morphy, M. Wales, M. Perry, R. A. Allen, N. Gozzard, B. Hughes and G. Higgs, *Bioorg. Med. Chem. Lett.*, 2002, **12**, 1451–1456.
- 6 H. M. El-Kaderi, J. R. Hunt, J. L. Mendoza-Cortes, A. P. Côté, R. E. Taylor, M. O’Keeffe and O. M. Yaghi, *Science*, 2007, **316**, 268–272.
- 7 H. Furukawa and O. M. Yaghi, *J. Am. Chem. Soc.*, 2009, **131**, 8875–8883.
- 8 M. Rueping and B. J. Nachtsheim, *Beilstein J. Org. Chem.*, 2010, **6**, 6.
- 9 S. Mondal and G. Panda, *RSC Adv.*, 2014, **4**, 28317–28358.
- 10 M. Nambo and C. M. Crudden, *ACS Catal.*, 2015, **5**, 4734–4742.

- 11 R. Kshatriya, V. P. Jejurkar and S. Saha, *Eur. J. Org. Chem.*, 2019, **2019**, 3818–3841.
- 12 X. Liu, X. Wu, L. Zhang, X. Lin and D. Huang, *Synthesis*, 2020, **52**, 2311–2329.
- 13 U. Gulati, R. Gandhi and J. K. Laha, *Chem.–Asian J.*, 2020, **15**, 3135–3161.
- 14 J. Li, C.-Y. Huang, M. Ataya, R. Z. Khaliullin and C.-J. Li, *Nat. Commun.*, 2021, **12**, 4970.
- 15 X. Cheng, H. Lu and Z. Lu, *Nat. Commun.*, 2019, **10**, 3549.
- 16 G. P. R. Freure, E. A. Skrotzki, J.-D. E. Lavertu and S. G. Newman, *ACS Catal.*, 2021, **11**, 12258–12263.
- 17 M. R. Harris, L. E. Hanna, M. A. Greene, C. E. Moore and E. R. Jarvo, *J. Am. Chem. Soc.*, 2013, **135**, 3303–3306.
- 18 M. Nambo and C. M. Crudden, *Angew. Chem., Int. Ed.*, 2014, **53**, 742–746.
- 19 I. N.-M. Leibler, M. A. Tekle-Smith and A. G. Doyle, *Nat. Commun.*, 2021, **12**, 6950.
- 20 C. M. Crudden, C. Ziebenhaus, J. P. G. Rygus, K. Ghozati, P. J. Unsworth, M. Nambo, S. Voth, M. Hutchinson, V. S. Laberge, Y. Maekawa and D. Imao, *Nat. Commun.*, 2016, **7**, 11065.
- 21 B. Shrestha, P. Basnet, R. K. Dhungana, S. KC, S. Thapa, J. M. Sears and R. Giri, *J. Am. Chem. Soc.*, 2017, **139**, 10653–10656.
- 22 P. Guo, K. Wang, W.-J. Jin, H. Xie, L. Qi, X.-Y. Liu and X.-Z. Shu, *J. Am. Chem. Soc.*, 2021, **143**, 513–523.
- 23 K. N. Babu, F. Massarwe, I. Shioukhi and A. Masarwa, *Angew. Chem., Int. Ed.*, 2021, **60**, 26199–26209.
- 24 D. Cao, C.-C. Li, H. Zeng, Y. Peng and C.-J. Li, *Nat. Commun.*, 2021, **12**, 3729.
- 25 S. Zhang, M. Vayer, F. Noël, V. D. Vuković, A. Golushko, N. Rezajooei, C. N. Rowley, D. Lebœuf and J. Moran, *Chem.*, 2021, **7**, 3425–3441.
- 26 S. Zhang, B.-S. Kim, C. Wu, J. Mao and P. J. Walsh, *Nat. Commun.*, 2017, **8**, 14641.
- 27 J. P. G. Rygus and C. M. Crudden, *J. Am. Chem. Soc.*, 2017, **139**, 18124–18137.
- 28 C. Chen, H. Wang, T. Li, D. Lu, J. Li, X. Zhang, X. Hong and Z. Lu, *Angew. Chem., Int. Ed.*, 2022, **61**, e202205619.
- 29 J. Li, C. Huang and C.-J. Li, *Angew. Chem., Int. Ed.*, 2022, **61**, e202112770.
- 30 L. Wang, T. Zhang, W. Sun, Z. He, C. Xia, Y. Lan and C. Liu, *J. Am. Chem. Soc.*, 2017, **139**, 5257–5264.
- 31 D. Matheau-Raven, P. Gabriel, J. A. Leitch, Y. A. Almeahmedi, K. Yamazaki and D. J. Dixon, *ACS Catal.*, 2020, **10**, 8880–8897.
- 32 W. Ou, X. Xiang, R. Zou, Q. Xu, K. P. Loh and C. Su, *Angew. Chem., Int. Ed.*, 2021, **60**, 6357–6361.
- 33 I. D. Alshakova and M. Albrecht, *ACS Catal.*, 2021, **11**, 8999–9007.
- 34 M. B. Kurosawa, R. I. K. Muto and J. Yamaguchi, *J. Am. Chem. Soc.*, 2020, **142**, 7386–7392.
- 35 L. J. Gooßen and K. Ghosh, *Angew. Chem., Int. Ed.*, 2001, **113**, 3566–3568.
- 36 T. B. Halima, W. Zhang, I. Yalaoui, X. Hong, Y.-F. Yang, K. N. Houk and S. G. Newman, *J. Am. Chem. Soc.*, 2017, **139**, 1311–1318.
- 37 A. H. Dardir, P. R. Melvin, R. M. Davis, N. Hazari and M. M. Beromi, *J. Org. Chem.*, 2018, **83**, 469–477.
- 38 R. G. Kinney and B. A. Arndtsen, *Angew. Chem., Int. Ed.*, 2019, **58**, 5085–5089.
- 39 A. Kondoh and M. Terada, *Bull. Chem. Soc. Jpn.*, 2021, **94**, 339–356.
- 40 M. Hayashi and S. Nakamura, *Angew. Chem., Int. Ed.*, 2011, **50**, 2249–2252.
- 41 M. A. Horwitz, N. Tanaka, T. Yokosaka, D. Uraguchi, J. S. Johnson and T. Ooi, *Chem. Sci.*, 2015, **6**, 6086–6090.
- 42 Y. Qian, Q. Dai, Z. Li, Y. Liu and J. Zhang, *Org. Lett.*, 2020, **22**, 4742–4748.
- 43 L. H. Taylor, M. R. Harris and E. R. Jarvo, *Angew. Chem., Int. Ed.*, 2012, **51**, 7790–7793.
- 44 M. Asai Miura and K. Hirano, *J. Org. Chem.*, 2022, **87**, 7436–7445.
- 45 K. H. Asai and M. Miura, *Eur. J. Org. Chem.*, 2022, e202101535.
- 46 A. Kondoh, R. Ozawa, T. Aoki and M. Terada, *Org. Biomol. Chem.*, 2017, **15**, 7277–7281.
- 47 Y. Yamamoto, T. Takase, E. Kuroyanagi and T. Yasui, *Chem. Commun.*, 2021, **57**, 3877–3880.
- 48 A. Kondoh, N. Tasato, T. Aoki and M. Terada, *Org. Lett.*, 2020, **22**, 5170–5175.
- 49 S. Zhang, Y. Yamamoto and M. Bao, *Adv. Synth. Catal.*, 2021, **363**, 587–601.
- 50 M. Komatsuda, K. Muto and J. Yamaguchi, *Org. Lett.*, 2018, **20**, 4354–4357.
- 51 M. Nambo, J. Yim, K. Fowler and C. Crudden, *Synlett*, 2017, **28**, 2936–2940.
- 52 A prior version of this work was deposited as a preprint: M. B. Kurosawa, K. Kato, K. Muto and J. Yamaguchi, ChemRxiv, 2022, DOI: [10.26434/chemrxiv-2022-h1860](https://doi.org/10.26434/chemrxiv-2022-h1860).