

Cite this: *Chem. Sci.*, 2018, 9, 6374

All publication charges for this article have been paid for by the Royal Society of Chemistry

Received 19th April 2018  
Accepted 28th June 2018

DOI: 10.1039/c8sc01788c

rsc.li/chemical-science

# Diverse secondary C(sp<sup>3</sup>)-H bond functionalization via site-selective trifluoroacetoxylation of aliphatic amines†

Yongzhen Tang, Yuman Qin, Dongmei Meng, Chaoqun Li, Junfa Wei and Mingyu Yang \*

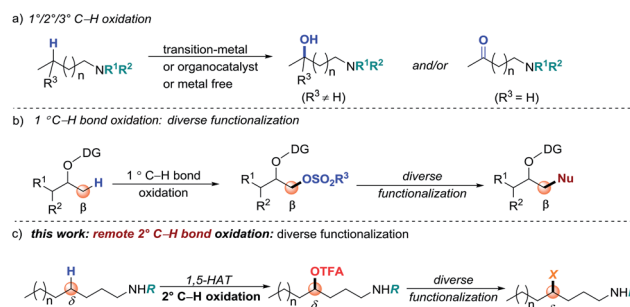
We describe a coinage-metal-catalyzed site-selective oxidation of secondary C(sp<sup>3</sup>)-H bonds for aliphatic amine substrates. Broad amine scope, good functional compatibility and late-stage diversification are demonstrated with this method. The steric demand of the β-substituents controlled diastereoselectivities under this catalytic system. The site selectivity favors secondary C(sp<sup>3</sup>)-H bonds over tertiary ones underscoring the unique synthetic potential of this method.

## Introduction

Strategies that enable rapid construction and derivatization of late-stage intermediates are highly desirable in modern drug discovery.<sup>1</sup> The development of such approaches has the potential of streaming access to search for lead compounds *via* testing a family of analogues that are derived from a “parent” molecule. During the past decade, direct C-H bond functionalization has become a straightforward tool for derivatizing complex synthetic intermediates. It can convert inert C-H bonds into new functional groups (FGs), selectively and efficiently.<sup>2</sup> However, the utility of C-H functionalization for late-stage modification is challenging due to the highly limited range of FGs that can be introduced. Moreover, substrate and/or reaction-condition-controlled protocols generally require *de novo* synthesis or intensive optimization of reaction conditions, hence limiting rapid derivatization. Therefore, the design of a valuable method by which a latent FG can be initially installed through selective C-H bond functionalization and then easily branched out to other FGs by simple transformation is particularly valuable in modern organic synthesis.

Direct C(sp<sup>3</sup>)-H bond halogenations,<sup>3</sup> borylation,<sup>4</sup> and silylation<sup>5</sup> have served as seminal examples of diverse functionalization and transformations. For unactivated C(sp<sup>3</sup>)-H bonds, due to the selectivity and inert characteristics of the FGs, diversification of a functionalized product presents a greater challenge.<sup>6</sup> Oxygen-containing FGs, such as OH, sulfonyloxy groups (for example, OMs and OTs) and trifluoroacetoxy groups (OTFA), are generally regarded as common

transformation precursors for derivatizations.<sup>7</sup> Site-selective C(sp<sup>3</sup>)-H bond oxidation is a straightforward yet valuable synthetic method to install such groups (Scheme 1, path a).<sup>8</sup> However, direct C-H bond oxidation usually suffers from poor selectivity when multiple electronically and sterically similar C-H bonds are present in one molecule. In efforts to better control the selectivity, directed C-H oxidation has been developed as exemplified by transition-metal-catalyzed C-H oxidation reactions.<sup>9</sup> However, the diverse functionalization through a suitable installed group *via* C(sp<sup>3</sup>)-H oxidation presents a challenge. A typical example has been reported by Dong and co-workers who developed a directed primary C-H bond sulfonyloxylation, followed by diverse functionalization (path b).<sup>10</sup> Although this approach shows promising potential, it remains challenging to conduct methylene and remote C(sp<sup>3</sup>)-H functionalization.<sup>11,12</sup> Considering the ubiquity of amino groups, particularly in common FGs in natural products and pharmaceuticals, herein, we describe a coinage-metal-catalyzed site-selective secondary C-H trifluoroacetoxylation of aliphatic amines and late-stage diversification (path c).



Key Laboratory of Applied Surface and Colloid Chemistry of MOE, School of Chemistry and Chemical Engineering, Shaanxi Normal University, 620 West Chang'an Ave, Xi'an, 710119, China. E-mail: yangmy05@snnu.edu.cn; yangmy05@gmail.com

† Electronic supplementary information (ESI) available: Experimental details and compound characterization. See DOI: 10.1039/c8sc01788c

Scheme 1 Strategies for directing C-H bond functionalization and transformation.

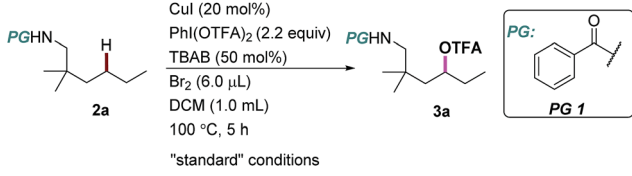


## Results and discussion

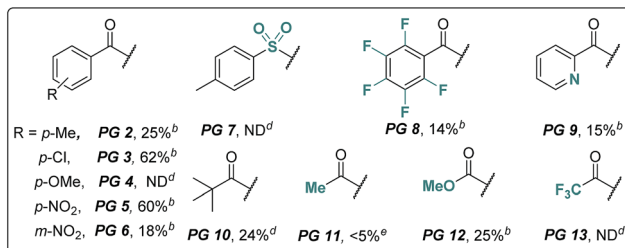
We began our investigation using an aliphatic amide **2a** as the model substrate. After examining a range of catalysts, additives, and protecting groups (PGs), we found that the reaction gave exclusively the  $\delta$  trifluoroacetoxylation ( $-OTFA$ ) product **3a** in 72% isolated yield with 2.2 equiv. of  $\text{PhI}(\text{OTFA})_2$  as the oxidant, the benzoyl group (Bz) as the PG, and 20 mol% of CuI, 50 mol% of tetrabutylammonium bromide (TBAB) and 1.2 equivalent of  $\text{Br}_2$  as additives. The selectivity of the reaction was very good; 22% of starting material **2a** was recovered and no other byproduct was observed. The influence of the PGs is obvious; *e.g.*, the benzoyl substituent with electron-withdrawing groups is more efficient than the one with electron-donating groups (PG2–PG4). Electron deficient sulphonamide (PG7), which is energetically accessible, using the traditional 1,5-HAT-based approach failed to afford the desired product.<sup>10</sup> Notably, pentafluorobenzoyl<sup>13</sup> and picolinoyl groups<sup>14</sup> have been proved to be powerful directing groups in transition-metal-catalyzed C–H bond activation reactions, affording the product in low yields (PG8–PG9). Finally, alkyl-, or alkoxy-carbonyl PGs led to a complete or significant loss of reactivity (PG10–PG13).

The influence of other reaction parameters was explored (Table 1, entries 2–15). Without a copper catalyst, the yield decreased significantly (Table 1, entry 2), even upon extension of the reaction time to 24 hours (Table 1, entry 3). Copper catalysts other than copper iodide (CuI) also provided the desired product (Table 1, entries 4–7), but product yields were low. Interestingly, silver salt was also effective in this reaction, albeit in relatively low efficiency. The additives  $\text{Br}_2$  and tetrabutylammonium bromide (TBAB) are necessary to improve the product yield (Table 1, entries 8–10). Compared with other solvents, DCM proved to be the best choice in this oxidation reaction (Table 1, entries 11–13). The reaction can be performed almost equally well at higher temperature (120 °C, Table 1, entry 14). At lower temperature (80 °C) the yield was slightly decreased (Table 1, entry 15).

Subsequently, a range of aliphatic amides with different carbon chains was examined under standard conditions (Table 2). Substituents such as ethyl (**3a**), methyl (**3b**) and *n*-hexyl (**3c**) groups at the  $\beta$ -position were all well tolerated. Even with much longer carbon chains in **3d** or **3e**, the reaction occurred only at the  $\delta$ -position. Exclusive  $\delta$ -selectivity was observed in the case of **3f** bearing a tertiary C–H bond near the reaction center. To our satisfaction, we found that O-containing FGs are well tolerated (**3g–3j**). Remarkably, the excellent leaving group  $-\text{OTs}$  (4-tolylsulfonyl) was compatible. A *gem*-dialkyl group on the linear aliphatic amide substrates at the  $\beta$ -position is necessary to improve the product yield. Both a dialkyl group and a six-membered ring are much better than mono-alkyl groups (**3k–3p**). Interestingly, the primary C–H bond (**3k**, **3l**) and the secondary C–H bond on a six-membered ring (**3o**, **3p**) remained untouched. Significantly, the substituents at the  $\beta$  position of amides play an important role in increasing diastereoselectivities (**3q–3s**). With a bulky isopropyl group, the diastereomer ratio increased to 10 : 1 (**3s**). The

Table 1 Effect of reaction parameters<sup>a</sup>


Entry	Variations from "standard" conditions	Yield (%) (rsm) <sup>b</sup>
1	None	72 (22)
2	Without CuI	25 (66)
3	Without CuI	39 (45) <sup>c</sup>
4	CuBr instead of CuI	33 (50)
5	CuBr <sub>2</sub> instead of CuI	31 (58)
6	Cu(OAc) <sub>2</sub> instead of CuI	52 (22)
7	Cu(OTf) <sub>2</sub> instead of CuI	20 (68)
8	Without Br <sub>2</sub>	31 (64)
9	Without TBAB	6 (89)
10	TBAB <sub>3</sub> <sup>f</sup> instead of TBAB	38 (39)
11	DCE instead of DCM	31 (42)
12	CHCl <sub>3</sub> instead of DCM	25 (54)
13	PhCl instead of DCM	10 (57)
14	120 °C instead of 100 °C	69 (22)
15	80 °C instead of 100 °C	59 (24)

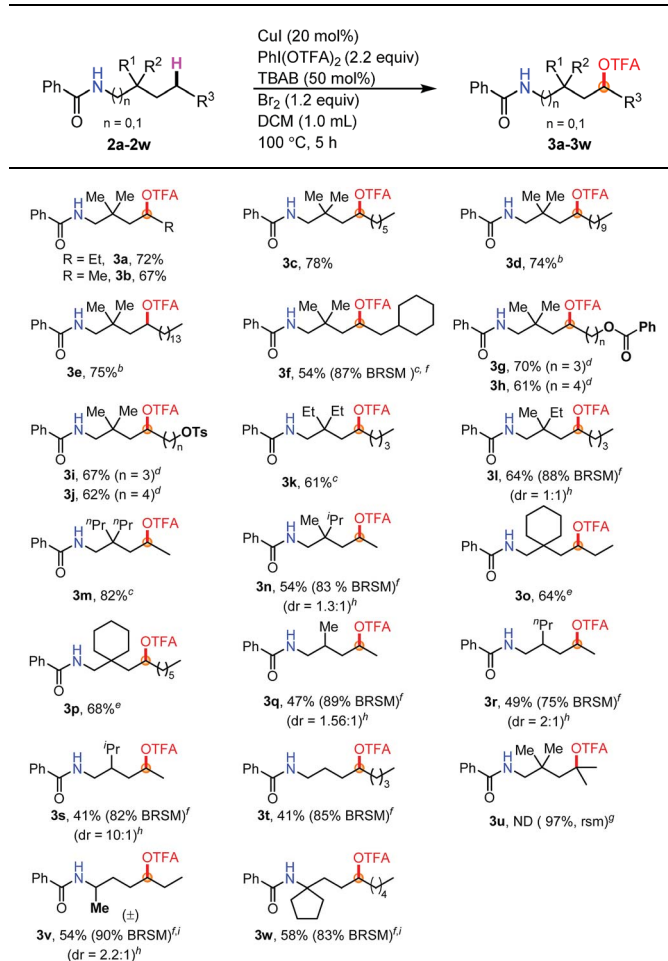


<sup>a</sup> Reaction was conducted on a 0.1 mmol scale. <sup>b</sup> rsm: recovered starting material; yields were determined by <sup>1</sup>H NMR analysis versus 1,1,2,2-tetrachloroethane as the internal standard. <sup>c</sup> Reaction time is 24 h. <sup>d</sup> ND: not detected. Determined by crude <sup>1</sup>H NMR. <sup>e</sup> Detected by crude <sup>1</sup>H NMR. <sup>f</sup> TBAB<sub>3</sub>: tetrabutylammonium tribromide.

diastereoselectivities, which are dependent on the steric demand of the  $\beta$ -substituents, may suggest the involvement of a cyclic intermediate during the reaction pathway. The tertiary C–H bond did not afford any desired product (**3u**). Finally, Bz-protected 2°- and 3°-amine substrates were tested, respectively (**3v**, **3w**).

Furthermore, to demonstrate the power of this method, a variety of amino acid derivatives were subjected to this oxidation reaction (Table 3). Notably, the reaction of protected amino alcohols (**3x–3aa**) proceeded smoothly when using AgOAc as the catalyst instead of CuI (**3z**, **3ab**). The biologically relevant functionalities, such as OPiv, OAc and OBz, as well as pentafluorobenzyl groups are well tolerated. Such functionalized amino alcohols have great potential in the synthesis of biological compounds. Moreover, we investigated various amino acid esters to probe their synthetic utility. The electron-deficient substitutes [ $\text{CO}_2\text{Me}$  (**3ab–3af**) and  $\text{CO}_2\text{Et}$  (**3ac**)] are compatible with this oxidation reaction. In particular, the amino acid ester **2ae** gave only a  $\delta$  position oxidation product



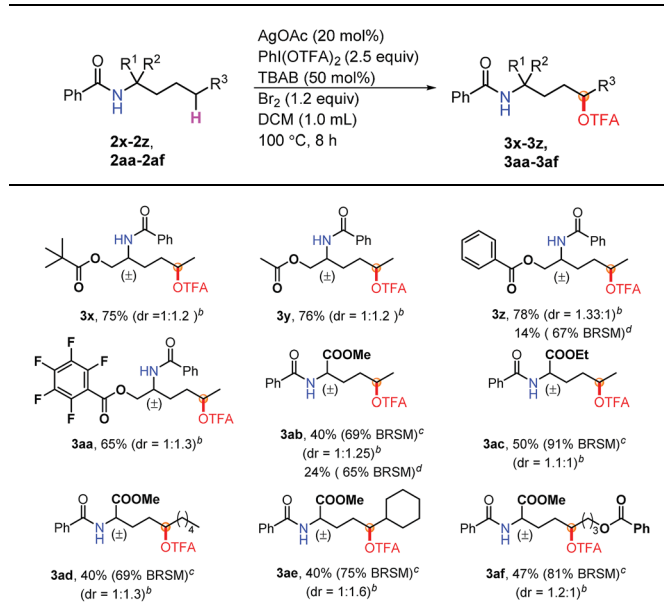
Table 2 Selective oxidation of aliphatic amides<sup>a</sup>

<sup>a</sup> Unless otherwise noted, the reaction conditions were as follows: **2a** (0.1 mmol), TBAB (0.5 equiv.), Br<sub>2</sub> (1.2 equiv.), DCM 1.0 mL, rt, 15 min; then CuI (20 mol%), PhI(OTFA)<sub>2</sub> (2.2 equiv.), 100 °C, 5 h. <sup>b</sup> 8 h. <sup>c</sup> PhI(OTFA)<sub>2</sub> (2.5 equiv.), 8 h. <sup>d</sup> AgOAc (20 mol%) instead of CuI (20 mol%), PhI(OTFA)<sub>2</sub> (2.5 equiv.), 8 h. <sup>e</sup> PhI(OTFA)<sub>2</sub> (3.0 equiv.), 8 h. <sup>f</sup> BRSM: based on recovered starting materials; isolated BRSM yield in parentheses. <sup>g</sup> ND: not detected. Determined by crude <sup>1</sup>H NMR. <sup>h</sup> dr: determined by crude <sup>1</sup>H NMR. <sup>i</sup> CuI (20 mol%) instead of AgOAc (20 mol%).

(**3ae**), regardless of the presence of a tertiary C–H bond at the  $\epsilon$  position. The mass balance of these reactions [the yield of the product and rsm] (Table 3) indicates that indiscriminate oxidation did not occur.

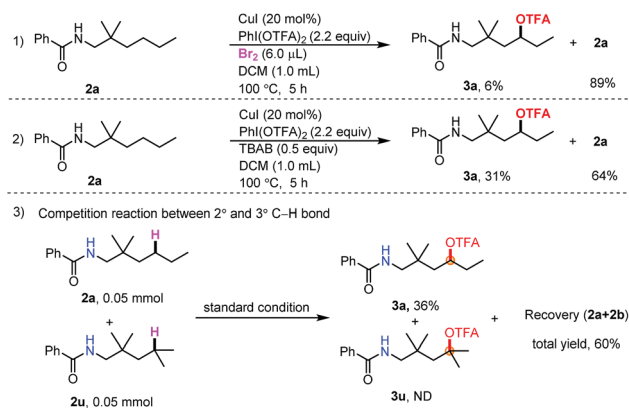
To further understand the reactivity of this catalytic system, the benzoyl protected aliphatic amine **2a** was subjected to a variety of reported Hofmann–Löffler–Freitag (HLF) type reaction conditions.<sup>15</sup> However, neither a halogenation product nor an intramolecular amination product was observed under these conditions, thus resulting in the recovery of the starting material.<sup>16</sup>

To gain insight into the reaction mechanism, radical capture experiments were carried out to uncover evidence for the presence of any radical intermediate. By adding TEMPO and 2,6-*tert*-butylphenol to the reaction mixture, independently, the

Table 3 Selective oxidation of amino acid derivatives<sup>a</sup>

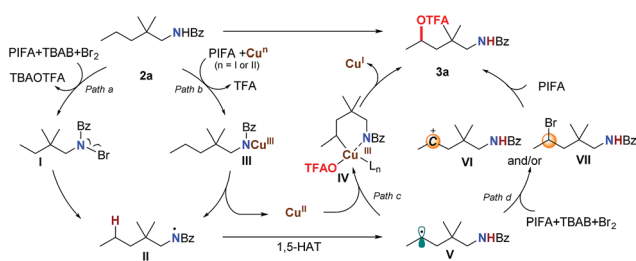
<sup>a</sup> Unless otherwise noted, the reaction conditions were as follows: **2a** (0.1 mmol), TBAB (0.5 equiv.), Br<sub>2</sub> (1.2 equiv.), DCM 1.0 mL, rt, 15 min; then AgOAc (20 mol%), PhI(OTFA)<sub>2</sub> (2.5 equiv.), 100 °C, 8 h. <sup>b</sup> dr was determined by crude <sup>1</sup>H NMR. <sup>c</sup> Isolated yield BRSM in parentheses. <sup>d</sup> Using CuI (20 mol%) as the catalyst, determined by crude <sup>1</sup>H NMR.

reaction was completely inhibited, indicating that a radical process could be involved (see the ESI†). Furthermore, to determine the role of Br<sub>2</sub> and TBAB in the transformation, control experiments between Br<sub>2</sub> and TBAB were carried out (Scheme 2, eqn (1) and (2)). When TBAB was omitted, the desired product was obtained in very low yield (6%) (Scheme 2, eqn (1)), while in the absence of Br<sub>2</sub>, the desired product could be obtained in 31% yield. The combination of Br<sub>2</sub> and TBAB was necessary for improving the efficiency. This result indicated that N–Br bond formation may not be the only pathway in the initial amidinyl radical generation. Finally, a competition reaction between 2° and 3° C–H bonds was carried out. Only



Scheme 2 Controlled experiments.





Scheme 3 Proposed mechanism.

trifluoroacetoxylation of the 2° C–H bond was observed (Scheme 2, eqn (3)). The steric hindrance effect at the  $\delta$ -position may have inhibited this transformation.

Based on these results, we propose that this transformation proceeds through a single-electron-oxidation process (Scheme 3). With the assistance of  $\text{PhI}(\text{OTFA})_2$  and the copper catalyst, the N–Br intermediate **I** (path a) or  $\text{Cu}(\text{III})$ -amidate intermediate **III** (path b) can be generated.<sup>17</sup> Subsequent homolysis of the N–Br or N–Cu bond afforded amidinyl radical **II**. This was followed by a 1,5-*H* radical shift to give the corresponding C-radical **V**, which resulted in the selective C–H bond trifluoroacetoxylation at the  $\delta$  position. For the next step, two possible pathways could be followed: one is the oxidative addition of a carbon radical by a  $\text{Cu}(\text{II})$  catalyst to generate  $\text{Cu}(\text{III})$ -amide intermediate **IV**, and after ligand exchange and reductive elimination to afford the trifluoroacetoxylation product **3a** (path c). The other is the oxidation of the carbon radical to a carbocation (**VI**) which is captured by  $\text{OTFA}^-$ , to directly give the product (path d).

Although we didn't observe the formation of any  $\delta$ -brominated product (**VII**) even with decreased PIFA or shorter reaction time, the possibility that the product is formed through a substitution reaction of intermediate **VII** cannot be ruled out.

Finally, the relatively large scale experiment and application of complex molecules with potential bioactivity, as well as late-stage functionalization of these molecules were demonstrated (Scheme 4). The commercially available lithocholic acid derivative **2ag** was converted to **3ag** in 63% yield, which serves as a common intermediate for diversification. Intramolecular cyclization of **3ag** gave the pyrrolidine derivative **4ag**. The subsequent  $\text{S}_{\text{N}}2$  reactions afforded, rapidly, a variety of **3ag** derivatives through the formation of C–N (**5ag**), C–O (**6ag**), and C–Cl (**7ag**) bonds. Hydrolysis of **3ag** afforded the alcohol **6ag**, followed by oxidation to give the ketone **8ag**.

## Conclusions

In summary, we have reported a diverse secondary  $\text{C}(\text{sp}^3)$ -H functionalization of aliphatic amines. Both secondary C–H bond oxidation and late-stage diversification were achieved through a simple trifluoroacetoxylation intermediate. Broad amine scope, good functional compatibility, and exceptional site selectivity for secondary  $\text{C}(\text{sp}^3)$ -H bonds over tertiary ones underscore the unique synthetic potential of this method. Furthermore, mechanistic studies and efforts to expand the scope of this transformation are underway.

## Conflicts of interest

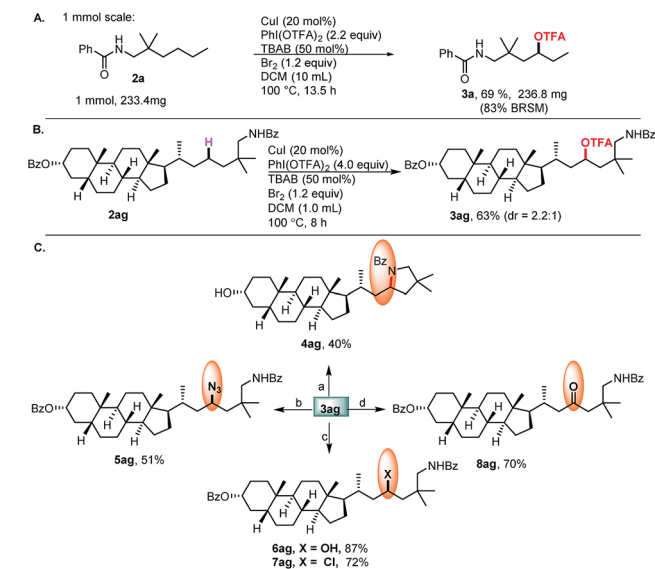
There are no conflicts to declare.

## Acknowledgements

We gratefully acknowledge the financial support by the National Natural Science Foundation of China (21572124 and 21602128), Fundamental Research Funds for the Central Universities (GK201802008), and start-up funds from Shaanxi Normal University, Shaanxi Provincial Natural Science Foundation (2016ZDJC-03, 2018JM2010). We thank Professor M. Sawamura (Hokkaido University) for assistance in the manuscript revision. We also thank Prof. Ning Jiao (Perking University), Prof. Da-Gang, Yu (Sichuan University), Prof. Bijie, Li (Tsinghua University), Prof. Yu-Ming, Zhao and Prof. Tao Wang (Shannxi Normal University) for valuable discussion and suggestions.

## Notes and references

- (a) L. A. Thompson and J. A. Ellman, *Chem. Rev.*, 1996, **96**, 555; (b) M. C. Bryan, B. Dillon, L. G. Hamann, G. J. Hughes, M. E. Kopach, E. A. Peterson, M. Pourashraf, I. Raheem, P. Richardson, D. Richter and H. F. Sneddon, *J. Med. Chem.*, 2013, **56**, 6007; (c) K. C. Nicolaou, *Chem. Biol.*, 2014, **21**, 1039.
- For recent selected reviews on direct C–H functionalization, see: (a) O. Daugulis, H.-Q. Do and D. Shabashov, *Acc. Chem. Res.*, 2009, **42**, 1074; (b) T. Newhouse and P. S. Baran, *Angew.*



Scheme 4 (A) 1 mmol scale experiment; (B) site-selective oxidation of complex molecules; (C) late-stage functionalization of steroidal compounds.<sup>9</sup> Reagents and conditions: (a) *t*-BuOK (3.6 equiv.), THF,  $-78$  °C, 30 min, then rt, 15 h, 40%, dr = 1 : 0.9; (b)  $\text{NaN}_3$  (2.0 equiv.), DMF, 90 °C, 16 h, 51%, dr = 2 : 3; (c)  $\text{K}_2\text{CO}_3$  (4.0 equiv.), DMF, 100 °C, 5 h, 87%, dr = 2.2 : 1;  $\text{SOCl}_2$  (2.0 equiv.), DCM, 100 °C, 1.5 h, 72%, dr = 1 : 2; (d)  $\text{K}_2\text{CO}_3$  (4.0 equiv.), DMF, 100 °C, 5 h; PCC (1.2 equiv.), DCM, rt, 2 h, 70%.



- Chem., Int. Ed.*, 2011, **50**, 3362; (c) D. A. Colby, R. G. Bergman and J. A. Ellman, *Chem. Rev.*, 2010, **110**, 624; (d) B.-J. Li and Z.-J. Shi, *Chem. Soc. Rev.*, 2012, **41**, 5588. Direct C–H functionalization, see: (e) X. Chen, K. M. Engle, D.-H. Wang and J.-Q. Yu, *Angew. Chem., Int. Ed.*, 2009, **48**, 5094; (f) J. Wencel-Delord and F. Glorius, *Nat. Chem.*, 2013, **5**, 369; (g) H.-X. Dai, A. F. Stepan, M. S. Plummer, Y.-H. Zhang and J.-Q. Yu, *J. Am. Chem. Soc.*, 2011, **133**, 7222; (h) J. Yamaguchi, A. D. Yamaguchi and K. Itami, *Angew. Chem., Int. Ed.*, 2012, **51**, 8960; (i) G. He and G. Chen, *Angew. Chem., Int. Ed.*, 2011, **50**, 5192.
- 3 (a) T.-S. Mei, D.-H. Wang and J.-Q. Yu, *Org. Lett.*, 2010, **12**, 3140; (b) X.-C. Wang, Y. Hu, S. Bonacorsi, Y. Hong, R. Burrell and J.-Q. Yu, *J. Am. Chem. Soc.*, 2013, **135**, 10326.
- 4 (a) T. Ishiyama, J. Takagi, K. Ishida and N. Miyaura, *J. Am. Chem. Soc.*, 2002, **124**, 390; (b) J. F. Hartwig, *Acc. Chem. Res.*, 2012, **45**, 864; (c) S. Kawamorita, H. Ohmiya, K. Hara, A. Fukuoka and M. Sawamura, *J. Am. Chem. Soc.*, 2009, **131**, 5058; (d) T. Ishiyama, K. Sato, Y. Nishio and N. Miyaura, *Angew. Chem., Int. Ed.*, 2003, **42**, 5346.
- 5 (a) T. Lee, T. W. Wilson, R. Berg, P. Ryberg and J. F. Hartwig, *J. Am. Chem. Soc.*, 2015, **137**, 6742; (b) C. Cheng and J. F. Hartwig, *Science*, 2014, **343**, 853; (c) C. Cheng and J. F. Hartwig, *J. Am. Chem. Soc.*, 2015, **137**, 592.
- 6 (a) T. Liu, M. C. Myers and J.-Q. Yu, *Angew. Chem., Int. Ed.*, 2017, **56**, 306; (b) W. Liu and J. T. Groves, *J. Am. Chem. Soc.*, 2010, **132**, 12847; (c) V. A. Schmidt, R. K. Quinn, A. T. Brusoe and E. J. Alexanian, *J. Am. Chem. Soc.*, 2014, **136**, 14389.
- 7 (a) O. Mitsunobu, *Comprehensive Organic Synthesis. Selectivity, Strategy and Efficiency in Modern Organic Chemistry*, ed. B. M. Trost and I. Fleming, Oxford, Pergamon, 1991, vol. 6, pp. 1–33. For OTFA as a leaving group, see: (b) S. V. Pronin, C. A. Reiher and R. A. Shenvi, *Nature*, 2013, **501**, 195; (c) C. A. Reiher and R. A. Shenvi, *J. Am. Chem. Soc.*, 2017, **139**, 3647.
- 8 For selected reviews on C–H oxidation, see: (a) M. Costas, K. Chen and L. Que Jr, *Coord. Chem. Rev.*, 2000, **200–202**, 517; (b) T. Punniyamurthy, S. Velusamy and J. Iqbal, *Chem. Rev.*, 2005, **105**, 2329; (c) H. Lu and X. P. Zhang, *Chem. Soc. Rev.*, 2011, **40**, 1899. For selected transition-metal catalyzed C–H oxidation, see: (d) C. Kim, K. Chen, J. Kim and L. Que Jr, *J. Am. Chem. Soc.*, 1997, **119**, 5964; (e) B. H. Brodsky and J. Du Bois, *J. Am. Chem. Soc.*, 2005, **127**, 15391; (f) M. S. Chen and M. C. White, *Science*, 2007, **318**, 783; (g) Y. Y. See, A. T. Herrmann, Y. Aihara and P. S. Baran, *J. Am. Chem. Soc.*, 2015, **137**, 13776; (h) J. B. C. Mack, J. D. Gipson, J. Du Bois and M. S. Sigman, *J. Am. Chem. Soc.*, 2017, **139**, 9503.
- 9 For selected directing group assisted C–H bond oxidation, see: (a) L. V. Desai, K. L. Hull and M. S. Sanford, *J. Am. Chem. Soc.*, 2004, **126**, 9542; (b) D.-H. Wang, D.-F. Wu and J.-Q. Yu, *Org. Lett.*, 2006, **8**, 3387; (c) B.-J. Li, M. Driess and J. F. Hartwig, *J. Am. Chem. Soc.*, 2014, **136**, 6586; (d) R. Giri, J. Liang, J.-G. Lei, J.-J. Li, D.-H. Wang, X. Chen, I. C. Naggar, C. Guo, B. M. Foxman and J.-Q. Yu, *Angew. Chem., Int. Ed.*, 2005, **44**, 7420.
- 10 Y. Xu, G. Yan, Z. Ren and G. Dong, *Nat. Chem.*, 2015, **7**, 829.
- 11 (a) A. W. Hofmann, *Ber. Dtsch. Chem. Ges.*, 1883, **16**, 558; (b) M. Yang, B. Su, Y. Wang, K. Chen, X. Jiang, Y.-F. Zhang, X.-S. Zhang, G. Chen, Y. Cheng, Z. Cao, Q.-Y. Guo, L. Wang and Z.-J. Shi, *Nat. Commun.*, 2014, **5**, 4707; (c) D. Meng, Y. Tang, J. Wei, X. Shi and M. Yang, *Chem. Commun.*, 2017, **53**, 5744; (d) L. R. Reddy, B. V. S. Reddy and E. J. Corey, *Org. Lett.*, 2006, **8**, 2819; (e) N. R. Paz, D. Rodríguez-Sosa, H. Valdés, R. Marticorena, D. Melián, M. B. Copano, C. C. González and A. J. Herrera, *Org. Lett.*, 2015, **17**, 2370; (f) R. Fan, D. Pu, F. Wen and J. Wu, *J. Org. Chem.*, 2007, **72**, 8994.
- 12 (a) G. C. Choi, Q. Zhu, D. Miller, C. Gu and R. R. Knowels, *Nature*, 2016, **539**, 268; (b) J. C. K. Chu and T. Rovis, *Nature*, 2016, **539**, 272; (c) H. Jiang and A. Studer, *Angew. Chem., Int. Ed.*, 2018, **57**, 1692; (d) B. J. Groendyke, D. I. AbuSalim and S. P. Cook, *J. Am. Chem. Soc.*, 2016, **138**, 12771; (e) M. A. Short, J. M. Blackburn and J. L. Roizen, *Angew. Chem., Int. Ed.*, 2017, **57**, 296; (f) M. Parasram, P. Chuentragool, D. Sarkar and V. Gevorgyan, *J. Am. Chem. Soc.*, 2016, **138**, 6340; (g) M. Parasram, P. Chuentragool, Y. Wang, Y. Shi and V. Gevorgyan, *J. Am. Chem. Soc.*, 2017, **139**, 14857. For oxyradicals, see: (h) L. Zhang, Y. Li, F. Zhang, C. Hu and Y. Chen, *Angew. Chem., Int. Ed.*, 2016, **128**, 1904; (i) A. Hu, J.-J. Guo, H. Pan, H. Tang, Z. Gao and Z. Zuo, *J. Am. Chem. Soc.*, 2018, **140**, 1612; (j) S. Chiba and H. Chen, *Org. Biomol. Chem.*, 2014, **12**, 4051; (k) X. Hu, J. Chen and W. Xiao, *Angew. Chem., Int. Ed.*, 2017, **56**, 1960; (l) S. Chiba and H. Chen, *Org. Biomol. Chem.*, 2014, **12**, 4051; (m) D.-F. Chen, J. C. K. Chu and T. Rovis, *J. Am. Chem. Soc.*, 2017, **139**, 14897; (n) L. M. Stateman, K. M. Nakafuku and D. A. Nagib, *Synthesis*, 2018, **50**, 1569.
- 13 T. M. Figg, M. Wasa, J.-Q. Yu and D. G. Musaev, *J. Am. Chem. Soc.*, 2013, **135**, 14206.
- 14 S.-Y. Zhang, G. He, Y. Zhao, K. Wright, A. William, W. A. Nack and G. Chen, *J. Am. Chem. Soc.*, 2013, **135**, 2124.
- 15 (a) C. Betancor, J. I. Concepcion, R. Hernandez, J. A. Salazar and E. Suárez, *J. Org. Chem.*, 1983, **48**, 4430; (b) C. G. Francisco, A. J. Herrera and E. Suárez, *J. Org. Chem.*, 2003, **68**, 1012; (c) C. Martínez and K. Muñoz, *Angew. Chem., Int. Ed.*, 2015, **54**, 8287; (d) C. Q. O'Broin, P. Fernández, C. Martínez and K. Muñoz, *Org. Lett.*, 2016, **18**, 436; (e) E. A. Wappes, S. C. Fosu, T. C. Chopko and D. A. Nagib, *Angew. Chem., Int. Ed.*, 2016, **55**, 9974.
- 16 Under Yu reported reaction conditions, a little amount of bromination product was detected from analysis of the crude <sup>1</sup>H NMR.
- 17 For the generation of amidinyl radicals with copper and PIFA, see: H. Chen, S. Sanjaya, Y.-F. Wang and S. Chiba, *Org. Lett.*, 2013, **15**, 212.

