




STUDY PROTOCOL

Understanding barriers to the introduction of precision medicines in non-small cell lung cancer: A qualitative interview protocol [version 1; referees: 2 approved]

Stuart Wright ¹, Gavin Daker-White², William Newman³, Katherine Payne¹

¹Manchester Centre for Health Economics, Division of Population Health, Health Services Research & Primary Care, University of Manchester, Manchester, M13 9PL, UK

²Centre for Primary Care, Division of Population Health, Health Services Research & Primary Care, University of Manchester, Manchester, M13 9PL, UK

³Manchester Centre for Genomic Medicine, University of Manchester, Manchester, M13 9PL, UK

v1 First published: 08 Mar 2018, 3:24 (doi: [10.12688/wellcomeopenres.13976.1](https://doi.org/10.12688/wellcomeopenres.13976.1))
Latest published: 08 Mar 2018, 3:24 (doi: [10.12688/wellcomeopenres.13976.1](https://doi.org/10.12688/wellcomeopenres.13976.1))

Abstract

Background: While precision medicines targeting genetic mutations and alterations in non-small cell lung cancer (NSCLC) have been available since 2010, their adoption into clinical practice has been slow. Evidence suggests that a number of barriers, such as insufficient clinician knowledge, a need for training of test providers, or a lack of specific clinical guidelines, may slow the implementation of precision in general. However, little attention has been given to the barriers to providing precision medicines in NSCLC. The purpose of this protocol is to outline the design for a qualitative interview study to identify the barriers and facilitators to the provision of precision medicines for NSCLC.



Methods: This study will use semi-structured interviews with clinicians (n=10), test providers (n=10), and service commissioners (n=10) to identify the perceived barriers and facilitators to providing historical, current, and future precision medicines in NSCLC. Participants will be identified through mailing list advertisements and snowball sampling. Recruitment will continue until data saturation, indicated by no new themes arising from the data. Interviews will be conducted by telephone to facilitate geographical diversity. The qualitative data will be analysed using a framework analysis with themes anticipated to relate to; relevant barriers to providing precision medicines, the impact of different barriers on medicine provision, changes in the ability to provide precision medicines over time, and strategies to facilitate the provision of precision medicines.


Ethics: This study has been approved by the University of Manchester Proportionate Review Research Ethics Committee (Reference number: 2017-1885-3619). Written consent will be obtained from all participants.

Conclusion: This study is the first to explore the barriers and facilitators to providing precision medicines for NSCLC in the English NHS. The findings will inform strategies to improve the implementation of future precision medicines. These findings will be disseminated in peer-reviewed publications and national and international conferences.

Open Peer Review

Referee Status:  

	Invited Referees	
	1	2
version 1 published 08 Mar 2018	 report	 report

1 **Brett Doble** , University of Oxford, UK

2 **Tomris Cesuroglu** , Vrije Universiteit Amsterdam, Netherlands

Discuss this article

Comments (0)

Keywords

Precision Medicine, stratified medicine, qualitative interviews, capacity, barriers, non-small cell lung cancer, cost effectiveness

Corresponding author: Stuart Wright (stuart.wright-2@manchester.ac.uk)

Author roles: **Wright S:** Conceptualization, Funding Acquisition, Methodology, Project Administration, Writing – Original Draft Preparation, Writing – Review & Editing; **Daker-White G:** Conceptualization, Funding Acquisition, Methodology, Supervision, Writing – Review & Editing; **Newman W:** Conceptualization, Funding Acquisition, Methodology, Supervision, Writing – Review & Editing; **Payne K:** Conceptualization, Funding Acquisition, Methodology, Project Administration, Supervision, Writing – Review & Editing

Competing interests: No competing interests were disclosed.

How to cite this article: Wright S, Daker-White G, Newman W and Payne K. **Understanding barriers to the introduction of precision medicines in non-small cell lung cancer: A qualitative interview protocol [version 1; referees: 2 approved]** Wellcome Open Research 2018, 3:24 (doi: [10.12688/wellcomeopenres.13976.1](https://doi.org/10.12688/wellcomeopenres.13976.1))

Copyright: © 2018 Wright S *et al.* This is an open access article distributed under the terms of the [Creative Commons Attribution Licence](https://creativecommons.org/licenses/by/4.0/), which permits unrestricted use, distribution, and reproduction in any medium, provided the original work is properly cited.

Grant information: This work was supported by a Wellcome Trust grant [203405] as part of a Society and Ethics Doctoral Studentship for the PhD programme of Stuart Wright

The funders had no role in study design, data collection and analysis, decision to publish, or preparation of the manuscript.

First published: 08 Mar 2018, 3:24 (doi: [10.12688/wellcomeopenres.13976.1](https://doi.org/10.12688/wellcomeopenres.13976.1))

Introduction

The concept of precision medicine is gaining increased attention as a potentially effective and cost-effective approach to the treatment of patients (Hatz *et al.*, 2014; Payne *et al.*, 2018; Phillips *et al.*, 2014). Currently, the applied examples of precision medicine use a companion test-treat strategy to separate patients into groups according to the likelihood of responding to treatment or experiencing side effects. Medicines that use a companion test are now available for the management of non-small cell lung cancer (NSCLC) in clinical practice. The first example, gefitinib, was licensed in Europe in 2009, making it available for use in clinical practice. The medicine was then required to be made available to all eligible patients in the English NHS from 2010 with the approval of the drug as part of the National Institute for Health and Care Excellence (NICE) technology appraisal process (National Institute for Health and Care Excellence, 2010). Gefitinib was appraised by NICE to provide sufficient benefits given its costs for patients with advanced NSCLC who had cancer which tested positive for mutations which lead to overexpression of epidermal growth factor receptor (EGFR). Further treatments for EGFR positive tumours were approved for recommendation by NICE in 2012 (erlotinib) and 2014 (afatinib) (National Institute for Health and Care Excellence, 2014; National Institute for Health and Care Excellence, 2012). In 2012, crizotinib was licensed and subsequently was approved by NICE in 2014. This intervention involves targeting treatment using a test to detect a special type of mutation affecting the anaplastic lymphoma kinase (*ALK*) gene called a translocation whereby chromosomes break and re-join creating fusion genes with increased activity. In 2016 ceritinib, that is also targeted to *ALK* mutations, was also approved by NICE (National Institute for Health and Care Excellence, 2013; National Institute for Health and Care Excellence, 2016a). Treatments targeting the overexpression of programmed death ligand 1 (PD-L1) have been licenced and approved and treatments targeting *BRAF* gene mutations have a product license and are currently undergoing appraisal by NICE (National Institute for Health and Care Excellence, 2016b; National Institute for Health and Care Excellence, 2016c).

When treatments are recommended for use in the NHS by NICE, service commissioners are legally required to provide patients with access to these medicines within three months of the positive recommendation (NHS, 2015). Although the provision of companion diagnostics alongside precision medicines in cancer has recently become mandatory, historically this was not true (National Institute for Health and Clinical Excellence, 2011; The British in Vitro Diagnostics Association *et al.*, 2016). Evidence produced by the charity Cancer Research UK has suggested that there is a significant lag in the provision of mutation testing from when the precision medicine is first licensed to all patients gaining ready access to the medicine in the NHS (Cancer Research UK, 2015). The study, using a survey of 56 laboratories which were known to conduct molecular testing, estimated that in 2014, 48% of patients were not receiving mutation tests and this could mean that approximately 1,428 out of 3,007 patients who could have benefitted from EGFR targeting therapies were missing out. Prompt receipt of test results is required to inform

clinical decision making but in some areas where testing was required to be made available for all patients, fewer than 50% of patients had EGFR test results available at their first consultation (Evans *et al.*, 2013). Potential benefits from increasing the proportion of patients who receive a precision medicine have been improved life expectancy and fewer severe side effects than those on standard chemotherapies (Banz *et al.*, 2011).

The availability of cancer somatic (tumour) mutation testing in the NHS has been repeatedly discussed during the appraisals of medicines using a test to direct treatment as part of the NICE appraisal process. In 2010, it was highlighted in the NICE appraisal of gefitinib that EGFR testing was not routinely conducted in the NHS, but it was said that the capacity to provide testing was present (National Institute for Health and Care Excellence, 2010). In 2012, the assessment report for erlotinib stated that testing had become standard practice (National Institute for Health and Care Excellence, 2012). However, the 2014 technology appraisal report for afatinib highlighted that there was still regional variation in the turnaround time for tests (National Institute for Health and Care Excellence, 2014). As such, there is evidence that not all patients had access to precision medicines for NSCLC, or their requisite tests over four years after approval, despite the requirement of access being provided after 3 months. As a result, patients were not receiving interventions which could have provided improved length and quality of life which should have been available to them.

Previous research

A study using face-to-face semi-structured interviews which explores how oncologists' perceptions and work environment affect their use of genomic-targeted medicines is currently being undertaken in the United States (Chen *et al.*, 2015). The published protocol for this study presents the results of a pilot study but it is difficult, however, to generalise outside the US setting that has a specific privately funded healthcare system. Under the remit of NHS England, which is funded by a tax-based healthcare system, all medicines recommended by NICE are legally required to be made available to patients (NHS, 2015). Furthermore, in the United States, there is no obligation to provide treatments and decision making will likely be more devolved to clinicians and patients rather than the more guideline focussed UK.

There may be some commonalities in clinician experiences between the US and UK. Approximately a third of the ten oncology fellows interviewed in the pilot study were uncertain about guidelines regarding the use of precision treatments as second or third line treatments for lung cancer while a third of those interviewed were also uncertain regarding how to order testing. Common barriers to performing tests included insufficient tissue samples, the inconvenience of testing and the cost of testing. Facilitators of tests were the ease of testing and deciphering results, as well as patients having health insurance. The cost of treatment was mentioned as a barrier by a smaller number of clinicians. These findings highlight how differences in financing arrangements may impact on the use of precision medicine in oncology. For beneficial targeted treatments to be prescribed, test results need to be available in a timely manner.

Delays in receiving test results were identified as a barrier to patients starting targeted therapies by half of the participants. These results mirror the findings of a US survey which found that the greatest perceived barrier to the use of precision medicines in practice was the cost of testing and targeted therapies (Petersen *et al.*, 2014).

Other studies have sought to identify the barriers to precision medicine more generally. Taking account of this collective evidence base means the definition of precision medicine must also include tests for genetic predisposition for disease and tests for susceptibility to adverse events. In 2008, Newman and Payne identified that few clinical laboratories were offering pharmacogenetic testing services (Newman & Payne, 2008). The timing of tests and coordination of testing with treatment was identified in qualitative interviews with stakeholders in breast cancer care as a key constraint of access to precision medicine alongside delays in testing whilst payer authorisation was sought (Weldon *et al.*, 2012). In a 2013 study based in Canada, which used focus groups with physicians, the identified key relevant concerns about introducing precision medicine included: insufficient knowledge; a need for training of physicians; lack of specific guidelines and protocols for using tests; unequal access to testing due to socioeconomic differences; the financial burden of testing on public funds; additional time pressures that precision medicine will put on clinical practice; need for geneticist support after testing (Najafzadeh *et al.*, 2013). The same authors also derived quantitative weights for the importance of different barriers in a subsequent study using a discrete choice experiment (Najafzadeh *et al.*, 2012). The key attributes driving physicians' preferences for using precision medicine were the availability of training and guidelines. Interestingly, this preference study also found two sub-groups with different types of preferences: one much more sensitive to the cost of the test than the other (Najafzadeh *et al.*, 2012). Physicians in this group were more likely to be female.

In a systematic review of previous literature, with a particular focus on strategic reports from the European Commission funded PerMed – FP7 project, Horgan *et al.*, (2014) identified a wide range of constraints to introducing precision medicine in Europe (Horgan *et al.*, 2014). Barriers included limited resources, test turnaround time, lack of health professional knowledge and communication. Furthermore, the authors also identified barriers relevant to patients including a lack of awareness and understanding of precision medicine and poor health literacy. Another significant barrier to implementing precision medicines across Europe will be understanding how reimbursement decisions can be made about such interventions given their unique properties (Payne & Annemans, 2013).

Despite the number of studies investigating barriers to the uptake of precision medicine in general, there has been a paucity of research focussing on the delayed implementation of interventions targeting NSCLC. Furthermore, there have been no studies examining the barriers to implementing precision medicine in the context of treating NSCLC in the UK NHS. As the number of

precision medicines approved for use in NSCLC continues to expand, it becomes increasingly urgent to understand how best to implement such interventions in order to ensure that all relevant patients have access to potentially life extending and improving treatments.

Aim

The primary aim of this study is to explore the type and extent of barriers experienced by service providers and service commissioners when introducing licensed precision medicines for the treatment of NSCLC in relevant patient populations and individuals. Furthermore, a secondary aim is to identify strategies which have facilitated the improved provision of precision medicines for NSCLC in the English NHS.

Objectives

This study has four objectives:

- To identify the types of perceived clinical and organisational barriers to providing licensed test-treat medicines indicated for the treatment of NSCLC to patients;
- To explore the potential impact of the identified different barriers to the provision of licensed test-treat medicines indicated for the treatment of NSCLC;
- To explore how the availability of existing licensed test-treat medicines indicated for the treatment of NSCLC has changed over time;
- To identify strategies which have been used to improve the availability of licensed test-treat medicines indicated for the treatment of NSCLC.

Methods

This study will use semi-structured telephone interviews with clinicians, test providers, and service commissioners to identify the barriers to implementing licensed test-treat medicines indicated for the treatment of NSCLC. Previous research has shown that there have been issues with implementing precision medicine for lung cancer into the NHS but few have explored why this was the case for these medicines in particular (Chen *et al.*, 2015). While quantitative analyses can assist in showing the number of patients not prescribed precision medicines it is useful to use qualitative methods to explore the reasons for this observation. Qualitative methods, such as semi-structured interviews, can be used to explore the thoughts, attitudes and opinions of those who were involved in implementing licensed test-treat medicines indicated for the treatment of NSCLC in clinical practice. In this study, semi-structured interviews will be used to understand the barriers to introducing licensed test-treat medicines indicated for the treatment of NSCLC. This approach also has the advantage of allowing the investigation of the perceived barriers of precision medicines introduced at different points in time by identifying the experiences and opinions of key stakeholders. This will allow the exploration of the potential for the English NHS to learn from previous implementation issues to improve future treatment provision.

Sampling

The sampling frame will aim to identify stakeholders with experience of providing and introducing licensed test-treat medicines indicated for the treatment of NSCLC. While demand side factors, such as uptake of treatment or adherence to medicines, linked to patients' preferences for treatment may also impede the implementation of precision medicine, the focus of these interviews is to identify the supply side capacity constraints. Therefore, patients will not be interviewed in this study. The relevant stakeholders will be drawn from two groups: service providers, for example clinicians, pathologists, and geneticists; and service commissioners which may include individuals who are members of care commissioning groups or involved in commissioning at the national level through NHS England. The principle service providers of interest are oncologists and respiratory physicians specialising in lung cancer, but also geneticists and pathologists who are key in providing examples of tests used in licensed test-treat medicines indicated for the treatment of NSCLC, such as *EGFR* and *ALK* testing and the emerging PD-L1 test.

Purposive sampling will be used to gain a diverse sample in terms of the setting and geographical location of testing and treatment (Palinkas *et al.*, 2015). This characteristic is likely to be important in the context of introducing precision medicines as experiences may vary depending on the size and nature of hospitals and trusts. For example, mutation testing services may be more readily available in larger teaching hospitals with established links to laboratories. For smaller, rural hospitals there may be a greater logistical challenge in sending samples for testing and receiving results in a timely manner.

Service providers with over 7 years of NHS experience will be targeted as such individuals are likely to have direct experience of the introduction of *EGFR* and *ALK* testing and treatment as they were working in clinical practice.

The service commissioner sample will comprise hospital, regional and national level individuals involved with service commissioning and funding decisions. Examples of service commissioners may involve members of care commissioning groups, hospital finance staff and decision makers involved with national organisations, such as the National Institute for Health and Care Excellence (NICE). As in recruitment for the clinician sample, geographical diversity will be sought through purposive sampling and service commissioners will be required to have been in a relevant position when *EGFR* and *ALK* mutation based testing and treatment were introduced.

Sample size

There are no defined rules for calculating sample size in qualitative studies (Patton, 2002). In quantitative studies, a sufficient sample size is required to identify statistically significant differences in the variables of interest. However, qualitative interviews are aimed at identifying the breadth of experiences, thoughts, or opinions on a given subject. This study will therefore start with an approximate sample of 10 clinicians or test providers, and 10 service commissioners but sampling will continue

iteratively until no new themes are arising from the collected data, otherwise known as inductive thematic saturation (Saunders *et al.*, 2017).

Recruitment

The clinician and test provider samples (n=20) will be recruited via the British Thoracic Oncology Group (BTOG) (British Thoracic Oncology Group, 2017) and the Royal College of Pathologists (RCPATH) (Royal College of Pathologists, 2017). Details about the study and an invitation to participate will be circulated via the BTOG mailing list which currently has 2083 members and the RCPATH that has over 11,000 members. Information regarding the study will be sent to participants using mailing lists, with contact details of the principal investigator provided for those interested in taking part. These individuals will then be sent more detailed information about the study.

Service commissioners (n=10) will be recruited using existing links and collaborations within the research team to identify an initial sample. Service commissioners will be directly sent an email including information about the study and the contact details of the principal investigator. Snowball sampling will be used for both samples whereby participants will be asked if they know any other individuals who meet the inclusion criteria who may be interested in taking part in the study (Lewis-Beck *et al.*, 2004).

Telephone interviews

A bespoke telephone interview schedule has been created to address the key research questions while remaining open enough to allow relevant new lines of enquiry to be explored. Due to the focus of this work on capturing a geographically diverse sample to represent heterogeneity in health care provision, telephone interviews will be used to collect qualitative data (Musselwhite *et al.*, 2007; Novick, 2008). Semi-structured interview schedules will be created for each sample, informed by a review of previous economic evaluations of precision medicines (including health technology assessments) and consultation with two expert clinical advisors who are lung oncologists and a patient representative group (Roy Castle Lung Cancer Foundation). An initial draft interview schedule for the clinician sample is presented in [Supplementary File 1](#). While the core questions for each interview schedule will be similar, there will be slight variations in the way questions are asked depending on the particular role of the interviewee. For example, clinicians will be asked primarily about their experience offering treatments to patients while for geneticists and pathologists the focus will be on offering testing. Interviews are expected to last approximately 1 hour.

All interviews will be audio-recorded and transcribed verbatim by an approved, contracted transcription company (Associated Verbatim Reporters). Recordings will be sent via an encrypted data transfer.

Data analysis

The aim of the data analysis is to identify the range of barriers which may prevent patients' access to precision treatments for NSCLC, to determine which are the most important barriers, and to identify strategies to improve the implementation of

precision treatments. The qualitative data will be analysed using a framework analysis facilitated by using the [NVivo software \(QSR International, 2017\)](#)

Framework analysis is a five stage process involving; familiarisation, identifying a thematic framework, indexing, charting, mapping and interpretation ([Ritchie & Spencer, 1994](#)). In the initial familiarisation stage, the researcher reads an initial set of the interviews in order to gain an understanding of the initial themes emerging from the data.

The initial key themes identified during the data familiarisation stage, alongside evidence from previous research, form an initial thematic framework against which the selection of data is sorted and collected ([Gale et al., 2013](#)). As semi-structured interviews are being used for this study, it is anticipated that many of the themes will originate in the questions contained in the interview schedule. As new themes emerge from the data, they are added to the framework. Each transcript is then indexed against these themes, with sections from the text which support different themes annotated for later retrieval. Charting brings the separate transcripts together to create a picture of the research as a whole ([Ritchie & Spencer, 1994](#)). A chart is drawn up featuring the identified themes and potentially sub-headings for these themes. Information from each participant's transcript which links to these themes is recorded in the chart, keeping the order of participants the same in each theme.

This analysis of qualitative evidence in a systematic way facilitates the discovery of patterns in the data while highlighting deviant cases for further investigation. In the context of this study, this will be the range of barriers which occur in providing and accessing test-treat medicines for NSCLC and views about which barriers were most significant in restricting the provision of precision medicines. However, the use of charting will also make clear the types of respondent referring to different topics which will serve to highlight the different perspectives of the availability of precision medicines.

Data storage and anonymisation

Phone calls and recording will take place while the researcher is at The University of Manchester in an enclosed office. The recording device and memory card containing the interview recordings will be stored in a locked draw in a secure university office. The recordings will be saved onto an encrypted university computer, and the files password protected. Transcription of interviews will be conducted by a university approved company with secure file transfer protocols. Recorded interviews will be deleted from recording devices after they have been stored on a computer and anonymised and then destroyed completely at the end of the study. Interview transcripts will be stored for 10 years.

Anonymisation will be accomplished by removing references to participants' names as well as any reference to information which could lead to identification of the participant such as the name of their place of work. When referencing data from the

transcripts, generalised information regarding the participant will be provided to demonstrate their demographics whilst not allowing identification.

Ethical concerns

This study has been approved by the University of Manchester Proportionate Review Research Ethics Committee (Reference number: 2017-1885-3619).

Clinicians and service commissioners who are interested in taking part in the study will be asked in the mailing list adverts to email or phone the research team to express an interest in taking part. The researchers will then email the potential participant a participant information sheet ([Supplementary File 2](#)). After receiving an information sheet ([Supplementary File 2](#)), potential participants will be given at least 24 hours to consider taking part in the study. If they agree to take part they will be asked to complete a written consent form and to return a copy to the researchers by post or email ([Supplementary File 3](#)).

Dissemination of findings

This study will form part of the PhD thesis for Stuart Wright. It is anticipated that this will be submitted in September 2019. All research participants will be emailed a summary of the main findings of this study after data analysis has been completed. The research team also plan to publish the full study in a peer-reviewed journal and present the results at relevant national and international conferences, for example the annual BTOG conference. In line with the ethical approval for this project, the raw qualitative data will not be made publically available.

Remuneration

Participants will not receive remuneration for taking part in this interview study.

Contribution of this study

The aims of this study are to identify barriers to providing precision medicines to patients and strategies which may be used to improve patient access to the medicines. As precision medicine is a rapidly expanding area and NICE continues to evaluate new examples of precision medicine in NSCLC, it is hoped that by learning from previous examples of slow implementation of such interventions, the rate at which new interventions are incorporated into the health service can be improved. This will ensure that patients have access to new treatments which offer the potential to improve their quality and quantity of life.

In addition to these broad aims, the results of this study will be directly used in the lead author's PhD to inform economic models of example precision medicines in NSCLC. Currently economic evaluations conducted to determine the cost-effectiveness of such interventions do not take account of the barriers to their provision in the health service. It is feasible that if the costs and benefits of providing these interventions to patients are dependent on the level of implementation, then the cost-effectiveness of such treatments will also depend on their level of use in

practice. It is therefore important to understand the barriers to using apparently cost-effective precision medicines to ensure that these are implemented in a manner which makes best use of the limited resources available in the health system. The lead author's PhD will investigate how including these barriers impacts on cost-effectiveness estimates and the barriers identified in this study will be used in applied examples from NSCLC.

To date two interviews have been conducted for the study and recruitment is open for the clinician and service commissioner samples. Participants are being sought for pilot interviews in the test provider sample.

Data availability

All data underlying the results are available as part of the article and no additional source data are required.

Supplementary material

Supplementary File 1: Draft of the semi-structured telephone interview schedule

[Click here to access the data.](#)

Supplementary File 2: Participant Information Sheet.

[Click here to access the data.](#)

Supplementary File 3: Consent form for participants.

[Click here to access the data.](#)

Competing interests

No competing interests were disclosed.

Grant information

This work was supported by a Wellcome Trust grant [203405] as part of a Society and Ethics Doctoral Studentship for the PhD programme of Stuart Wright.

The funders had no role in study design, data collection and analysis, decision to publish, or preparation of the manuscript.

Acknowledgements

The authors would like to thank Professor Fiona Blackhall and Dr Yvonne Summers for their comments on this protocol. We would also like to thank the participants who took part in the pilot interviews for this study.

References

- Banz K, Bischoff H, Brunner M, *et al.*: **Comparison of treatment costs of grade 3/4 adverse events associated with erlotinib or pemetrexed maintenance therapy for patients with advanced non-small-cell lung cancer (NSCLC) in Germany, France, Italy, and Spain.** *Lung Cancer.* 2011; 74(3): 529–534. [PubMed Abstract](#) | [Publisher Full Text](#)
- British Thoracic Oncology Group: **British Thoracic Oncology Group.** 2017. [Reference Source](#)
- Cancer Research UK: **Molecular diagnostic provision in the NHS in England.** 2015. [Reference Source](#)
- Chen GJ, Arney J, Helm A, *et al.*: **Genomic-based targeted therapy and management of advanced non-small cell lung cancer: Protocol for a qualitative study of oncologists' perceptions and behaviors regarding genomic-based targeted therapy.** *J Solid Tumors.* 2015; 5(1): 33. [Publisher Full Text](#)
- Evans M, Summers Y, Taylor P, *et al.*: **Availability of EGFR mutation status at first oncology consultation for advanced non- squamous non-small cell lung cancer patients. A pilot experience from the Christie.** *Lung Cancer.* 2013; 82(3): 510–511. [PubMed Abstract](#) | [Publisher Full Text](#)
- Gale NK, Heath G, Cameron E, *et al.*: **Using the framework method for the analysis of qualitative data in multi-disciplinary health research.** *BMC Med Res Methodol.* 2013; 13: 117, [Accessed June 19, 2017]. [PubMed Abstract](#) | [Publisher Full Text](#) | [Free Full Text](#)
- Hatz MH, Schremser K, Rogowski WH: **Is Individualized Medicine More Cost-Effective? A Systematic Review.** *Pharmacoeconomics.* 2014; 32(5): 443–455, [Accessed November 28, 2016]. [PubMed Abstract](#) | [Publisher Full Text](#)
- Horgan D, Jansen M, Leyens L, *et al.*: **An index of barriers for the implementation of personalised medicine and pharmacogenomics in Europe.** *Public health genomics.* 2014; 17(5–6): 287–98, [Accessed January 11, 2017]. [PubMed Abstract](#) | [Publisher Full Text](#)
- Lewis-Beck MS, Bryman A, Liao TF: **Snowball Sampling.** In *The SAGE Encyclopedia of Social Science Research Methods.* 2455 Teller Road, Thousand Oaks California 91320 United States of America: Sage Publications, Inc. 2004; [Accessed January 29, 2018]. [Reference Source](#)
- Musselwhite K, Cuff L, McGregor L, *et al.*: **The telephone interview is an effective method of data collection in clinical nursing research: A discussion paper.** *Int J Nurs Stud.* 2007; 44(6): 1064–1070, [Accessed January 29, 2018]. [PubMed Abstract](#) | [Publisher Full Text](#)
- Najafzadeh M, Davis JC, Joshi P, *et al.*: **Barriers for integrating personalized medicine into clinical practice: A qualitative analysis.** *Am J Med Genet A.* 2013; 161A(4): 758–763, [Accessed January 11, 2017]. [PubMed Abstract](#) | [Publisher Full Text](#)
- Najafzadeh M, Lynd LD, Davis JC, *et al.*: **Barriers to integrating personalized medicine into clinical practice: a best-worst scaling choice experiment.** *Genet Med.* 2012; 14(5): 520–526. [PubMed Abstract](#) | [Publisher Full Text](#)

National Institute for Health and Care Excellence: **Afatinib for treating epidermal growth factor receptor mutation-positive locally advanced or metastatic non-small-cell lung cancer.** ADDENDUM. 2014.

[Reference Source](#)

National Institute for Health and Care Excellence: **Ceritinib for previously treated anaplastic lymphoma kinase positive non-small-cell lung cancer.** 2016a.

[Reference Source](#)

National Institute for Health and Care Excellence: **Dabrafenib in combination with trametinib for treating advanced, metastatic BRAF V600E mutation-positive non-small-cell lung cancer.** 2016b.

National Institute for Health and Care Excellence: **Erlotinib for the first-line treatment of locally advanced or metastatic EGFR TK mutation-positive non-small-cell lung cancer.** *NICE technology appraisal guidance TA258.* 2012.

[Reference Source](#)

National Institute for Health and Care Excellence: **Final appraisal determination Crizotinib for previously treated non-small-cell lung cancer associated with an anaplastic lymphoma kinase fusion gene.** 2013.

[Reference Source](#)

National Institute for Health and Care Excellence: **Gefitinib for the first-line treatment of Gefitinib for the first-line treatment of locally advanced or metastatic non-small-cell locally advanced or metastatic non-small-cell lung cancer cell lung cancer.** 2010.

[Reference Source](#)

National Institute for Health and Care Excellence: **Pembrolizumab for untreated PD-L1 positive metastatic non-small-cell lung cancer.** 2016c; [Accessed January 23, 2017].

[Reference Source](#)

National Institute for Health and Clinical Excellence: **Diagnostics Assessment Programme Manual.** Manchester, UK. 2011; [Accessed July 6, 2017].

[Reference Source](#)

Newman W, Payne K: **Removing barriers to a clinical pharmacogenetics service.** *Personalized Medicine.* 2008; 5(5): 471–480.

[Publisher Full Text](#)

NHS: **The NHS Constitution – the NHS belongs to us all.** 2015.

[Reference Source](#)

Novick G: **Is there a bias against telephone interviews in qualitative research?** *Res Nurs Health.* 2008; 31(4): 391–8, [Accessed January 29, 2018].

[PubMed Abstract](#) | [Publisher Full Text](#) | [Free Full Text](#)

Palinkas LA, Horwitz SM, Green CA, *et al.*: **Purposeful Sampling for Qualitative Data Collection and Analysis in Mixed Method Implementation Research.** *Adm*

Policy Ment Health. 2015; 42(5): 533–44, [Accessed January 29, 2018].

[PubMed Abstract](#) | [Publisher Full Text](#) | [Free Full Text](#)

Patton MQ: **Qualitative Research Methods & Evaluation Methods.** 3rd ed., Thousand Oaks, California: SAGE Publications Inc. 2002.

[Reference Source](#)

Payne K, Gavan SP, Wright SJ, *et al.*: **Cost-effectiveness analyses of genetic and genomic diagnostic tests.** *Nat Rev Genet.* 2018; [Accessed January 29, 2018].

[PubMed Abstract](#) | [Publisher Full Text](#)

Payne K, Annemans L: **Reflections on market access for personalized medicine: recommendations for Europe.** *Value Health.* 2013; 16(6 Suppl): S32–S38, [Accessed January 19, 2018].

[PubMed Abstract](#) | [Publisher Full Text](#)

Petersen KE, Prows CA, Martin LJ, *et al.*: **Personalized medicine, availability, and group disparity: an inquiry into how physicians perceive and rate the elements and barriers of personalized medicine.** *Public Health Genomics.* 2014; 17(4): 209–20, [Accessed January 11, 2017].

[PubMed Abstract](#) | [Publisher Full Text](#)

Phillips KA, Ann Sakowski J, Trosman J, *et al.*: **The economic value of personalized medicine tests: what we know and what we need to know.** *Genet Med.* 2014; 16(3): 251–257, [Accessed November 28, 2016].

[PubMed Abstract](#) | [Publisher Full Text](#) | [Free Full Text](#)

QSR International: **NVivo.** 2017.

Ritchie J, Spencer L: **Qualitative data analysis for applied policy research.**

In A Bryman & RG Burgess, eds. *Analysing Qualitative Data.* London: Routledge. 1994; 173–194.

[Reference Source](#)

Royal College of Pathologists: **Royal College of Pathologists.** 2017, [Accessed July 11, 2017].

[Reference Source](#)

Saunders B, Sim J, Kingstone T, *et al.*: **Saturation in qualitative research: exploring its conceptualization and operationalization.** *Quality & Quantity.* 2017; 1–15, [Accessed January 19, 2018].

[Publisher Full Text](#)

The British in Vitro Diagnostics Association, Cancer Research UK, The Association of the British Pharmaceutical Industry: **The new commissioning and funding arrangements for six molecular genetic tests for cancer introduced by NHS England in April 2016.** 2016.

[Reference Source](#)

Weldon CB, Trosman JR, Gradishar WJ, *et al.*: **Barriers to the Use of Personalized Medicine in Breast Cancer.** *J Oncol Pract.* 2012; 8(4): e24–31.

[PubMed Abstract](#) | [Publisher Full Text](#) | [Free Full Text](#)

Open Peer Review

Current Referee Status:  

Version 1

Referee Report 02 May 2018

doi:[10.21956/wellcomeopenres.15191.r32852](https://doi.org/10.21956/wellcomeopenres.15191.r32852)



Tomris Cesuroglu 

Athena Institute for Research on Innovation and Communication in Health and Life Sciences, Vrije Universiteit Amsterdam, Amsterdam, Netherlands

Wright et al. present an interesting study protocol that aim to investigate the barriers experienced by service providers (clinicians and test providers) and service commissioners towards introduction of licensed and approved precision medicines for treatment of NSCLC. The study investigates the past and present experiences, as well as looking into potential future situations. The findings will provide important input to the planned upcoming studies on how including the identified barriers impacts the cost-effectiveness estimates (to be carried out in the context of the PhD of the lead author).

The rationale for and objectives of the study are clearly described. The perspective taken is also clear: focus is on the supply side constraints, rather than patient experiences.

The study design is appropriate for the aim of the study, as it involves interviewing with key stakeholders on the service provision and service commissioning sides. Nevertheless, there is a potential area of improvement, which is including a stakeholder analysis in this study, or adjacent to it.

Barriers involved in implementation of services in health systems do not only involve technical constraints. They are usually rooted in how the health system, including services, is organized. Stakeholders play a crucial role in how current status of service provision is shaped, and if and how new services can be introduced.

At this point, using stakeholder analysis to understand the power and interest of different stakeholders in introduction of precision medicines in treatment of NSCLC can provide valuable information. The stakeholder map including the power and interest grid can potentially provide the landscape and help to understand why the identified barriers exist. Based on this information, strategies can be developed to overcome the barriers, as this is also a part of the study aims.

The stakeholder analysis can be done retrospectively, i.e. to understand the status in past cases of EGFR and ALK and how this influenced their introduction into services, and also to understand the current (and potential future) cases. Stakeholder analysis is ideally carried out in the initiation and phase. But at this moment, it can also be incorporated to the existing protocol with additional questions in the topic guide for identification of stakeholders and their potential power and interests.

The authors may think that they are well aware of the stakeholder landscape in English NHS and are already considering these in the study. Nevertheless, it should be considered that a structured analysis on

stakeholders has the potential to provide further data and insights, enhancing their analysis approach (framework analysis). A stakeholder analysis may also provide data partially on the issues raised by the other reviewer, Brett Doble, such as how the pathology labs, as stakeholders, are organized.

The following article provides a good overview of stakeholder analysis method, involving mainly the power and interest of the stakeholders: Bryson, J. M. (2004). What to do when stakeholders matter: stakeholder identification and analysis techniques. *Public management review*, 6(1), 21-53. Doi: 10.1080/14719030410001675722

More detailed guides, involving stakeholders' knowledge, position, alliances and resources on the matter, in addition to power and interest, can also be used (e.g. the WHO's Stakeholder Analysis Guidelines).

The study protocol provides a detailed description of methods. I agree with the other reviewer's suggestions for elaboration of potential biases, as well as strategies to limit the effects of them.

Is the rationale for, and objectives of, the study clearly described?

Yes

Is the study design appropriate for the research question?

Partly

Are sufficient details of the methods provided to allow replication by others?

Yes

Are the datasets clearly presented in a useable and accessible format?

Not applicable

Competing Interests: No competing interests were disclosed.

Referee Expertise: Integration of innovations into health systems; personalized medicine; personalized health care

I have read this submission. I believe that I have an appropriate level of expertise to confirm that it is of an acceptable scientific standard.

Referee Report 19 March 2018

doi:[10.21956/wellcomeopenres.15191.r31712](https://doi.org/10.21956/wellcomeopenres.15191.r31712)



Brett Doble 

Health Economics Research Centre, Nuffield Department of Population Health, University of Oxford, Oxford, UK

Wright et al. propose a very interesting study that looks to understand past, present and future barriers to the clinical implementation of what they term 'precision medicine' in non-small cell lung cancer (NSCLC) within the English National Health Service (NHS). To achieve this, they will use a number of semi-structured qualitative interviews with clinicians, test providers and service commissioners who will have likely been previously exposed to the challenges in implementing such approaches to care.

Overall, the protocol clearly articulates the main aims of the research and details appropriate methods to answer the research question. I do, however, suggest a few issues that the authors might wish to consider to improve the study as outlined below:

The authors have chosen to specifically focus on implementation issues for 'precision medicine' in NSCLC and have been quite prescriptive in the justification for their study (i.e., 'no such evidence exists for this type of cancer'). While I agree that this type of cancer provides an excellent case study to investigate such issues I wonder to what extent implementation issues are cancer-type specific and not just largely applicable to 'precision medicine' in all cancer types more generally. For example, I imagine that similar implementation issues were experienced when HER2 testing and trastuzumab treatment became available and that this may have already been the focus of considerable research. I do recognise that existing research might not be within the English context, but there may still be lessons that can be learned from such research to further focus your questions within the proposed qualitative interviews.

I suggest that the authors attempt to highlight why implementation issues in NSCLC are potentially different from other types of cancer. For example, is it because multiple test and targeted treatments are available at first-line? Or potentially the fact that most NSCLC patients present to the clinic with late stage disease compared to other cancer types, which may affect implementation issues for testing? It would be helpful if the authors indicate more clearly how their research has been designed to specifically target discussion of these unique issues rather than just obtain the same discussion on standard challenges that have been previously identified when implementing precision medicine in general.

Further to my point above, after reviewing the interview schedule it seems the questions being asked of the participants are very focused on the potentially outdated concept of single mutation tests and associated targeted treatments. One of the most unique things about precision medicine in NSCLC is the fact that multiplex testing potentially offers value in a first-line setting. This is highlighted in the authors protocol as they state that multiple genomic alterations are available to potentially guide first-line treatment (e.g., erlotinib and crizotinib). Given limited tumour tissue from biopsies it might be necessary that *EGFR* and *ALK* testing occur at the same time using a single test. I recognise that the UK might not be at this stage yet, but I think it might be useful to introduce a question/prompt concerning multiplex testing if this information does not come out in the questions concerning implementation of newer precision medicines.

I think the previous research section of the protocol could be improved to be more comprehensive of the entire evidence base. I would specifically look for evidence concerning implementation issues with HER2 testing and trastuzumab as I mentioned above as well as the fact that there has also been some research on implementation of genome sequencing in clinical practice that may be very closely related to the issues the authors are trying to identify. Furthermore, I would also suggest that the authors attempt to look at research conducted by sociologists in this area as I identified a number of relevant studies with just a quick search that contain relevant insights, which may be used to better focus questions during the proposed qualitative interviews:

Samuel, G.N. and Farsides B. The UK's 100,000 Genomes Project: manifesting policymakers' expectations. *New Genetics and Society*. 2017

Day, S., et al. Stratified, precision or personalised medicine? Cancer services in the real world of a London hospital. *Sociology of Health & Illness*. 2017; 39(1):143-158.

In addition, I wonder if the authors have considered taking a broader approach to understanding barriers to implementation by conducting ethnographic research, in which the interviews would form just one aspect of the data collection. I know this might be beyond the scope of this initial study, but it might be something to considering moving forward in order to put the results of the interviews into better context. One of the biggest implementation issues in the English NHS is likely to be technical issues in how tumour samples are collected and stored. This issue is further compounded by the fact that testing technology as well as knowledge concerning the genomics of cancer can rapidly change and that there are a number of different tests available for tumour genomic testing in lung cancer. To ensure uptake of testing, the NHS will require a huge organisational, professional and culture shift as trying to change how tissue is handled is a core issue in how pathology departments work in the NHS (e.g., genomic tests in cancer require rapid turnaround time, which traditionally has not been required). Fundamentally, it comes down to whether or not pathology labs share the same vision with policy makers and are they likely to oppose changes to their current model of pathology testing. This of course is also compounded by the lack of resources within the NHS to accommodate transformational change. To get at these issues you could potentially conduct observations at different testing site with England. The pathway from obtaining a biopsy sample to the sample being prepared and processed through testing and final generation of the results could be directly observed and details of the process recorded. Such methods would enable a more complete interpretation of implementation issues as the interview material could be extended by observations of the testing pathway at different sites, while fieldwork notes could be elaborated in light of individual views and explanations obtained in the interviews. This is just a suggestion as to how you could further build on the research proposed in the protocol.

Finally, I suggest that the authors add some discussion in the protocol with regards to potential bias that may affect their results. For example, it would be helpful if the authors could comment on how they might look to address self-selection bias in their participant recruitment strategy, given participants most interested in this topic will be most likely to agree to participate in the study, particularly for the clinician sample. Will the authors make any attempt to engage with stakeholders that are not so keen on implementing precision medicine in NSCLC? Furthermore, on review of the interview schedule I noticed that some of the questions are asking participants to recall events that happened close to 10 years ago. Recall bias is likely to be an issue here, do the authors have any strategies to limit the effect on this on results (e.g., potentially through the use of prompts)?

Is the rationale for, and objectives of, the study clearly described?

Partly

Is the study design appropriate for the research question?

Partly

Are sufficient details of the methods provided to allow replication by others?

Yes

Are the datasets clearly presented in a useable and accessible format?

Not applicable

Competing Interests: No competing interests were disclosed.

I have read this submission. I believe that I have an appropriate level of expertise to confirm that it is of an acceptable scientific standard.