

EDGE ARTICLE

Cite this: *Chem. Sci.*, 2021, 12, 10501

All publication charges for this article have been paid for by the Royal Society of Chemistry

Received 5th June 2021

Accepted 5th July 2021

DOI: 10.1039/d1sc03058b

rsc.li/chemical-science

Fe-catalyzed Fukuyama-type indole synthesis triggered by hydrogen atom transfer†

Tianze Zhang, Min Yu and Hanmin Huang¹*

Fe, Co, and Mn hydride-initiated radical olefin additions have enjoyed great success in modern synthesis, yet the extension of other hydrogen radicalophiles instead of olefins remains largely elusive. Herein, we report an efficient Fe-catalyzed intramolecular isonitrile–olefin coupling reaction delivering 3-substituted indoles, in which isonitrile was firstly applied as the hydrogen atom acceptor in the radical generation step by MHAT. The protocol features low catalyst loading, mild reaction conditions, and excellent functional group tolerance.

Introduction

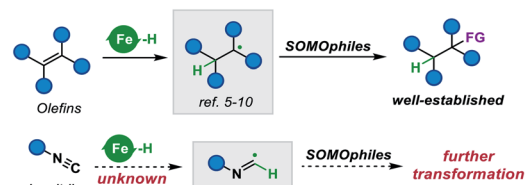
Metal hydride species have been a longstanding topic of study in organometallic chemistry. Since the 1960s, noble metal-hydrides have been substantially explored in catalytic homogeneous hydrogenation.¹ With the increasing demand for sustainable chemical processes, researchers were prompted to develop reactions catalyzed by earth-abundant metal hydrides.² A landmark in this continuously growing field was the radical generation initiated by Fe, Co, and Mn hydrides through a metal catalyzed hydrogen atom transfer (MHAT) process, which was first discovered in Drago–Mukaiyama hydrofunctionalization of olefins.³ In this process, the *in situ* generated metal-hydride is prone to homolysis due to its low bond dissociation enthalpy (BDE), producing a hydrogen radical which further undergoes radical addition to olefins.⁴ Based on this scenario, a toolkit of catalytic methods has been established, such as Carreira's Co/salen catalysts,⁵ Boger's Fe/NaBH₄ system,⁶ and Shenvi's dual catalytic platform.⁷ Remarkably, Baran's Fe(acac)₃/phenylsilane system has proved to be a useful methodology for both inter- and intramolecular reductive olefin coupling,⁸ as well as a general protocol for construction of polycyclic frameworks.⁹ By means of this catalysis system, a variety of SOMOphiles were further introduced as radical traps, achieving diverse olefin hydrofunctionalization such as hydroamination, hydrogenation, and the Minisci reaction.¹⁰

While the literature pertaining to the MHAT process is replete with creative advances, we recognized a gap existing in the current research: tremendous efforts have been devoted to the development of extensive SOMOphiles for olefin

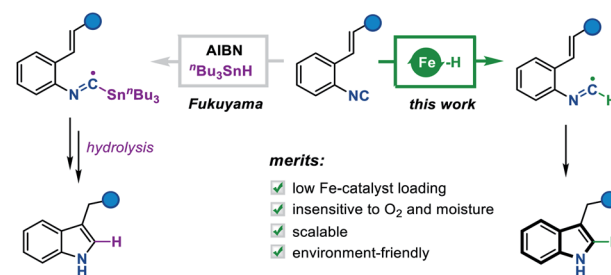
hydrofunctionalization, however, the variant process of transferring hydrogen atoms to other unsaturated groups remains largely elusive (Scheme 1A). For instance, it is logically reasonable to assume that the isonitrile group could abstract a hydrogen atom from Fe hydride species to form a carbon-centered imidoyl radical, which may further undergo undiscovered radical addition or cyclization reactions. In this context, we envisioned that enlarging the tool-box of the MHAT strategy to include these different hydrogen radicalophiles would open up a new development orientation for metal hydride chemistry.

Isonitriles, as classical radical acceptors, have been widely utilized in a number of imaginative radical cascade reactions for the construction of diverse nitrogen-containing

A) Previous work: Fe–H initiated radical addition via MHAT process:



B) This work: Fe-catalyzed indole synthesis through radical isonitrile–olefin coupling:



Scheme 1 (A) Fe–H initiated radical addition *via* the MHAT process. (B) This work: Fe-catalyzed indole synthesis through radical isonitrile–olefin coupling.

Hefei National Laboratory for Physical Sciences at the Microscale, Department of Chemistry, Center for Excellence in Molecular Synthesis of CAS, University of Science and Technology of China, Hefei, 230026, P. R. China. E-mail: hanmin@ustc.edu.cn

† Electronic supplementary information (ESI) available. See DOI: 10.1039/d1sc03058b



heterocycles.¹¹ Among them, the Fukuyama indole synthesis encompassing radical isonitrile insertion followed by an intramolecular radical cyclization has proved to be efficient for accessing indole skeletons (Scheme 1B).¹² Despite its efficiency, the radical generation step often requires an initiator and stoichiometric amounts of toxic Bu_3SnH , making the approach neither environment-friendly nor broad-functional group compatible. Although there have been some attempts to overcome these limitations,¹³ the vast majority lay exclusively on the construction of 2,3-disubstituted indoles, prompting us to explore the idea of merging this radical cyclization with the Fe hydride catalytic system to create a novel platform to 3-mono-substituted indole derivatives. To this end, we herein report an Fe-catalyzed intramolecular isonitrile-olefin coupling reaction with the MHAT process as the radical initiation step, which provides a convenient and rapid approach to 3-substituted indole motifs.

Results and discussion

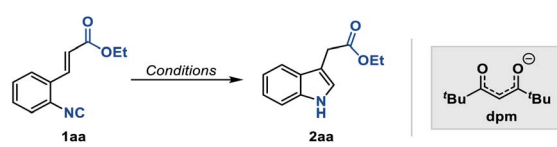
To test our hypothesis, we initiated the investigation with the reaction by using ethyl *o*-isonitrile cinnamate (**1aa**) as the standard substrate. We first examined the reaction conditions previously described by Baran and coworkers for olefin reductive coupling,^{8b} which was carried out in *i*-PrOH at 60 °C with 30 mol% of $\text{Fe}(\text{acac})_3$ and PhSiH_3 as the hydrogen source. To our delight, we successfully obtained the desired product in 25% yield (Table 1, entry 1). When other metal acetylacetonates were then evaluated under these experimental conditions, the

sterically bulky iron catalyst $\text{Fe}(\text{dpm})_3$ was found to be able to significantly improve the yield to 75%, which might result from the high stability and decreased decomposition of the catalyst (Table 1, entries 2 and 3). A higher yield could be obtained even if the loading of $\text{Fe}(\text{dpm})_3$ was reduced to 5% equivalent (Table 1, entry 4). Further screening disclosed that other metal acetylacetonates such as $\text{Co}(\text{dpm})_2$ and $\text{Mn}(\text{dpm})_3$ could also be employed in this system with declined yields (Table 1, entries 5 and 6). No reaction occurred without metal catalysts, excluding the process of direct hydrogen atom transfer from hydrosilane (Table 1, entry 7).¹⁴

With $\text{Fe}(\text{dpm})_3$ set as the optimal catalyst, other reaction parameters were further screened to maximize the efficiency of this reaction. The evaluation with various solvents revealed that the reaction did not proceed at all in aprotic solvents such as THF or DCE, while it worked well in alcohol solvents. In branched alcohols, such as *i*-PrOH and *t*-BuOH, the reaction proceeded smoothly, and *i*-PrOH proved to be the ideal solvent (Table 1, entries 8–10). Notably, the use of DCE as a co-solvent gave a comparable result, which could benefit some insoluble substrates (Table 1, entry 11). Finally, various hydrosilanes were investigated as the reductant, among which the use of Et_3SiH and $(\text{EtO})_3\text{SiH}$ was found to give poor yields (Table 1, entries 12 and 13), whereas inexpensive DEMS ($(\text{EtO})_2\text{MeSiH}$) was compatible, providing the desired product in 81% yield.

With the established optimum reaction conditions in hand, we then evaluated the substrate generality of this Fe hydride initiated isonitrile-olefin coupling reaction (Table 2). First, the influence of various substituents on the alkene-moiety was

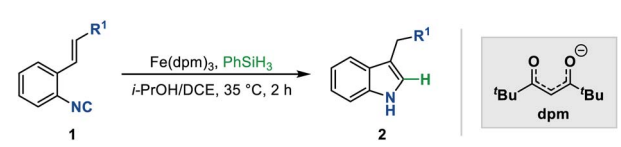
Table 1 Optimization of reaction conditions^a

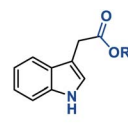
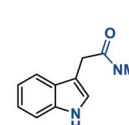
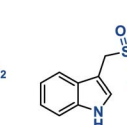
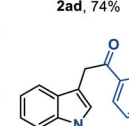
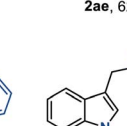
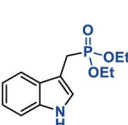
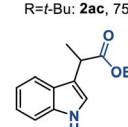
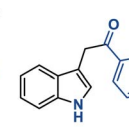
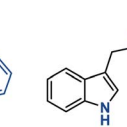
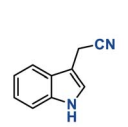

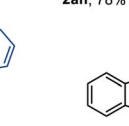
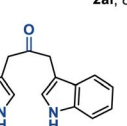


Entry	Catalyst	Solvent	Reductant	Yield (%)
1 ^b	$\text{Fe}(\text{acac})_3$	<i>i</i> -PrOH	PhSiH_3	25
2 ^b	$\text{Fe}(\text{dibm})_3$	<i>i</i> -PrOH	PhSiH_3	59
3 ^b	$\text{Fe}(\text{dpm})_3$	<i>i</i> -PrOH	PhSiH_3	75
4	$\text{Fe}(\text{dpm})_3$	<i>i</i> -PrOH	PhSiH_3	82
5 ^b	$\text{Co}(\text{dpm})_2$	<i>i</i> -PrOH	PhSiH_3	21
6 ^b	$\text{Mn}(\text{dpm})_3$	<i>i</i> -PrOH	PhSiH_3	46
7 ^b	—	<i>i</i> -PrOH	PhSiH_3	NR
8	$\text{Fe}(\text{dpm})_3$	EtOH	PhSiH_3	56
9	$\text{Fe}(\text{dpm})_3$	<i>t</i> -BuOH	PhSiH_3	77
10	$\text{Fe}(\text{dpm})_3$	DCE	PhSiH_3	NR
11	$\text{Fe}(\text{dpm})_3$	<i>i</i> -PrOH/DCE	PhSiH_3	82 (81) ^c
12	$\text{Fe}(\text{dpm})_3$	<i>i</i> -PrOH	Et_3SiH	12
13	$\text{Fe}(\text{dpm})_3$	<i>i</i> -PrOH	$(\text{EtO})_3\text{SiH}$	28
14 ^d	$\text{Fe}(\text{dpm})_3$	<i>i</i> -PrOH	DEMS	81

^a Reaction conditions: **1aa** (0.2 mmol), catalyst (5 mol%), hydrosilane (0.4 mmol), solvent (1.2 mL), 35 °C, 2 h. Yield determined by GC using *n*-hexadecane as the internal standard. ^b Used 30 mol% catalyst. ^c Isolated yield. ^d Reaction at 60 °C for 5 h. acac = acetylacetonate, dibm = diisobutylmethane, dpm = dipivaloyl methane.

Table 2 Substrate scope with respect to the alkene^a



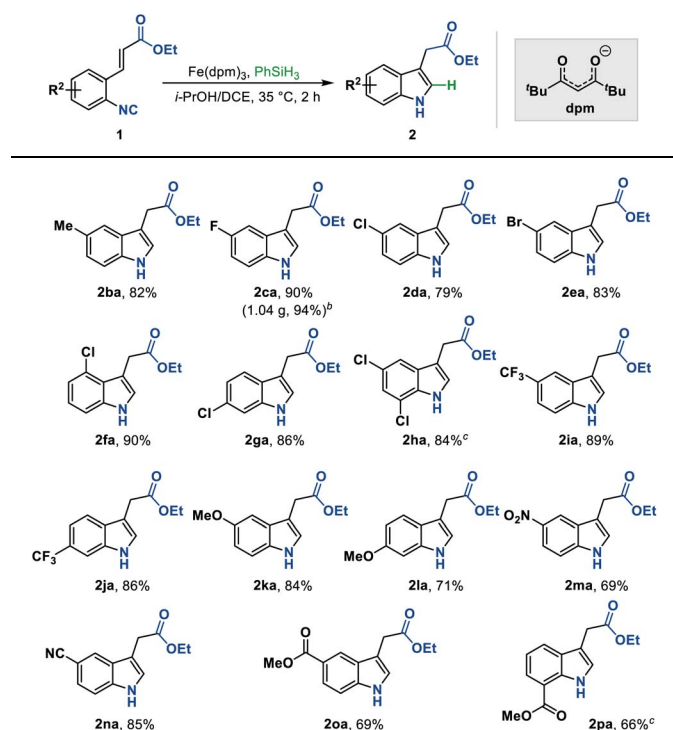
 R=Et: 2aa , 81%  R=Me: 2ab , 76%  R= <i>t</i> -Bu: 2ac , 75%	 2ad , 74%	 2ae , 62%	 2af , 64%
 2ag , 64%	 2ah , 78%	 2ai , 86%	 2aj , 73% ^b
 2ak , 58% ^b	 2al , 35%	 2am , trace	

^a Reaction conditions: **1** (0.5 mmol), $\text{Fe}(\text{dpm})_3$ (5 mol%), PhSiH_3 (1.0 mmol), *i*-PrOH/DCE (2.0 mL + 1.0 mL), 35 °C, 2 h. Isolated yield. ^b Reaction for 12 h.

explored. To our delight, different esters (**2aa–2ac**), and amido (**2ad**), sulfonyl (**2ae**), and phosphoryl groups (**2af**) were all compatible with this reaction and delivered the desired products in 62–81% yields. Additionally, the substrate featuring a sterically hindered trisubstituted alkene also underwent the current reaction smoothly, leading to the desired product **2ag** in 64% yield. Furthermore, substrates bearing the ketone-functionality (**2ah–2ai**) showed good compatibility to produce the corresponding indole products as well. Encouraged by these results, we continued to examine the substrates tethered with less electron-withdrawing groups such as cyano (**1aj**) and pyridyl groups (**1ak**). The results shown in Table 2 demonstrated that the desired products (**2aj** and **2ak**) could be obtained in good yields by prolonging the reaction time to 12 hours. Malathidone (**2al**) was also achieved albeit with a lower yield under standard reaction conditions. Notably, the introduction of electron-withdrawing groups into the alkene was necessary for getting acceptable yields of products. Only a trace amount of product (**2am**) was afforded when using alkene tethered with a phenyl group, which might be ascribed to its less propensity to undergo single-electron reduction with Fe(II) species.

We next sought to explore the generality of this methodology with respect to substituted-aryl isonitriles. To this end, a variety of ethyl *o*-isonitrile cinnamates were synthesized, and as shown in Table 3, the electronic effects had no obvious influence on

Table 3 Substrate scope with respect to the aryl ring^a

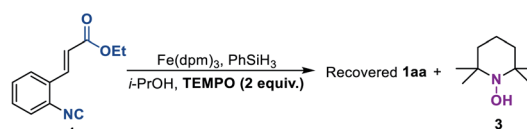


^a Reaction conditions: **1** (0.5 mmol), Fe(dpm)₃ (5 mol%), PhSiH₃ (1.0 mmol), i-PrOH/DCE (2.0 mL + 1.0 mL), 35 °C, 2 h. Isolated yield.
^b Run on a gram-scale with 1 mol% Fe(dpm)₃ and 1.5 equiv. PhSiH₃.
^c Reaction for 12 h.

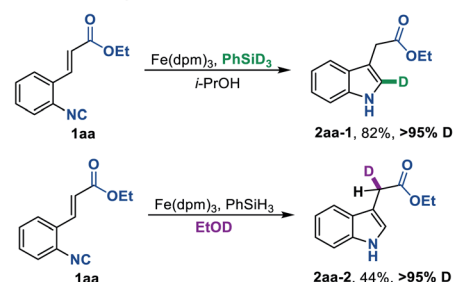
this transformation. For both electron-donating (such as Me- and MeO-) and electron-withdrawing (such as F-, Cl-, Br- and CF₃-) substituents on the aromatic rings, the substrates were all smoothly converted to the corresponding products (**2ba–2la**) in good to excellent yields (71–94% yields). Besides, multiple valuable functional groups such as reducible nitro (**2ma**),^{10a} cyano (**2na**) and alkoxy carbonyl (**2oa**, **2pa**) groups were all tolerated under the mild reaction conditions, showcasing the strong chemoselectivity of this MHAT approach. It is worth mentioning that both the 6-substituted substrates with significant steric effects close to the isonitrile group (**1ha**, **1pa**) can undergo the catalytic reaction, delivering the corresponding 7-substituted indoles (**2ha**, **2pa**) in good yields (84% and 66% yields, respectively). In particular, with the catalyst loading reduced to 1%, the desired product **2ca** could be obtained on a gram-scale in 94% isolated yield, showing the scalability and robustness of this protocol.

Aiming to gain insights into the mechanism of this Fe hydride-initiated isonitrile-olefin coupling reaction, we performed some mechanistic experiments. When a radical scavenger such as TEMPO was added in the standard reaction conditions, the starting material was fully recovered and the byproduct **3** was detected, suggesting that the H-radical might be involved in the present reaction (Scheme 2A). In addition, almost the same yield could be obtained under oxygen-free conditions, disclosing that oxygen was not responsible for reoxidizing the iron catalyst (see the ESI†). The deuterium labeling experiment by using PhSiD₃ as the hydrogen source provided deuterated indole **2aa-1** with over 95% D at the 2-position, indicating that the hydrogen atom that added across the isonitrile group originated from PhSiH₃ (Scheme 2B). Another deuterium labeling experiment by using EtOD as solvent led to **2aa-2** with over 95% deuteration rate, in which the deuterium atom was incorporated into the position adjacent to the carbonyl group. This is consistent with a polar protonation rather than a radical hydrogen atom abstraction from hydrosilane ending this reaction. It is also worth pointing out that these reactions provide facile access to deuterium-labeled

A) Radical capture experiment



B) Deuterium-labeling experiment



Scheme 2 Mechanistic experiments.

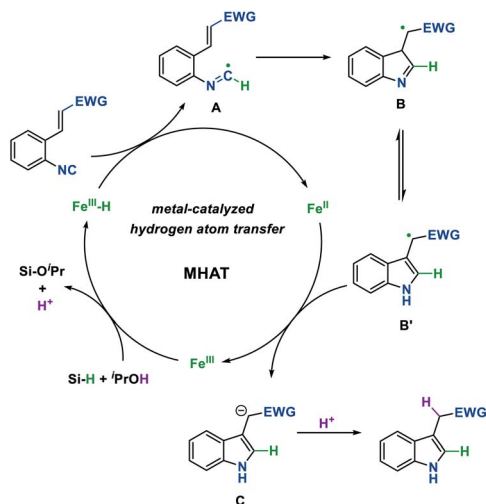


Fig. 1 Proposed mechanism of the reaction.

indole compounds, which would be attractive for kinetic studies and drug design.

On the basis of the above results and precedent reports,⁴ a plausible reaction mechanism for this process is proposed in Fig. 1. The reaction begins with the generation of Fe hydride from the Fe(III) pre-catalyst and hydrosilane. Then the isonitrile substrate would abstract a hydrogen radical from Fe hydride which is proposed to undergo the metal-catalyzed hydrogen atom transfer (MHAT) process to generate a carbon-centered imidoyl radical A. Next, intramolecular Giese-type addition of the imidoyl radical, followed by aromatization leads to radical intermediate B'. The single-electron transfer process between radical B' and the Fe(II) intermediate affords the anion C and concurrently regenerates the Fe(III) catalyst. Finally, anion C could be protonated by the solvent to obtain the desired indole product.

Conclusions

In summary, we have developed a novel and efficient Fe-catalyzed intramolecular reductive isonitrile-olefin coupling reaction to synthesize indole derivatives, which proceeds through a Fe-H initiated hydrogen atom transfer process. The key radical generation step transferring a hydrogen atom to isonitrile *via* the MHAT process has not previously been reported. The lower catalyst loading and the insensitiveness to air and moisture make this reaction practical and attractive in organic synthesis. Not only is this method a complement to Fukuyama-indole synthesis, but the catalytic patterns open up a new development orientation for metal-hydride chemistry. Further studies on the applications of this MHAT-driven isonitrile hydrogen-radical addition are currently in progress.

Data availability

Further details of experimental procedure, characterization and copies of NMR spectra are provided in the ESI.

Author contributions

T. Zhang conducted most of the experimental work and wrote the initial manuscript draft. M. Yu conducted the mechanistic study experiments. H. Huang conceptualized and directed the project and finalized the manuscript draft. All authors contributed to discussions.

Conflicts of interest

The authors declare no conflict of interest.

Acknowledgements

This research was supported by the National Natural Science Foundation of China (21925111 and 21790333).

Notes and references

- For examples and reviews, see: (a) J. A. Osborn, F. H. Jardine, J. F. Young and G. Wilkinson, *J. Chem. Soc. A*, 1966, 1711; (b) J. Halpern, *Science*, 1982, **217**, 401; (c) S. B. Duckett, C. L. Newell and R. Eisenberg, *J. Am. Chem. Soc.*, 1994, **116**, 10548.
- For examples and reviews, see: (a) J. Wen, F. Wang and X. Zhang, *Chem. Soc. Rev.*, 2021, **50**, 3211; (b) X. Lu, B. Xiao, Z. Zhang, T. Gong, W. Su, J. Yi, Y. Fu and L. Liu, *Nat. Commun.*, 2016, **7**, 11129; (c) S. Zhu, N. Niljianskul and S. L. Buchwald, *J. Am. Chem. Soc.*, 2013, **135**, 15746; (d) S. W. M. Crossley, C. Obradors, R. M. Martinez and R. A. Shenvi, *Chem. Rev.*, 2016, **116**, 8912.
- (a) C. L. Bailey and R. S. Drago, *Coord. Chem. Rev.*, 1987, **79**, 321; (b) S. Isayama and T. Mukaiyama, *Chem. Lett.*, 1989, **569**, 537.
- For a detailed study on the catalytic mechanism of metal hydrides, see: (a) H. Jiang, W. Lai and H. Chen, *ACS Catal.*, 2019, **9**, 6080; (b) D. Kim, S. M. W. Rahaman, B. Q. Mercado, R. Poli and P. L. Holland, *J. Am. Chem. Soc.*, 2019, **141**, 7473; (c) S. L. Shevick, C. V. Wilson, S. Kotesova, D. Kim, P. L. Holland and R. A. Shenvi, *Chem. Sci.*, 2020, **11**, 12401; (d) J. Choi, L. Tang and J. R. Norton, *J. Am. Chem. Soc.*, 2007, **129**, 234.
- (a) J. Waser and E. M. Carreira, *J. Am. Chem. Soc.*, 2004, **126**, 5676; (b) J. Waser, H. Nambu and E. M. Carreira, *J. Am. Chem. Soc.*, 2005, **127**, 8294; (c) J. Waser, B. Gaspar, H. Nambu and E. M. Carreira, *J. Am. Chem. Soc.*, 2006, **128**, 11693; (d) B. Gaspar and E. M. Carreira, *Angew. Chem., Int. Ed.*, 2007, **46**, 4519; (e) B. Gaspar and E. M. Carreira, *Angew. Chem., Int. Ed.*, 2008, **47**, 5758; (f) B. Gaspar and E. M. Carreira, *J. Am. Chem. Soc.*, 2009, **131**, 13214.
- (a) H. Ishikawa, D. A. Colby, S. Seto, P. Va, A. Tam, H. Kakei, T. J. Rayl, I. Hwang and D. L. Boger, *J. Am. Chem. Soc.*, 2009, **131**, 4904; (b) T. J. Barker and D. L. Boger, *J. Am. Chem. Soc.*, 2012, **134**, 13588; (c) E. K. Leggans, T. J. Barker, K. K. Duncan and D. L. Boger, *Org. Lett.*, 2012, **14**, 1428.
- (a) S. A. Green, J. L. M. Matos, A. Yagi and R. A. Shenvi, *J. Am. Chem. Soc.*, 2016, **138**, 12779; (b) S. A. Green, S. Vásquez-

- Céspedes and R. A. Shenvi, *J. Am. Chem. Soc.*, 2018, **140**, 11317; (c) S. A. Green, T. R. Huffman, R. O. McCourt, V. Puyl and R. A. Shenvi, *J. Am. Chem. Soc.*, 2019, **141**, 7709.
- 8 (a) J. C. Lo, J. Gui, Y. Yabe, C. Pan and P. S. Baran, *Nature*, 2014, **516**, 343; (b) J. C. Lo, Y. Yabe and P. S. Baran, *J. Am. Chem. Soc.*, 2014, **136**, 1304; (c) J. C. Lo, D. Kim, C. Pan, J. T. Edwards, Y. Yabe, J. Gui, T. Qin, S. Gutiérrez, J. Giacoboni, M. W. Smith, P. L. Holland and P. S. Baran, *J. Am. Chem. Soc.*, 2017, **139**, 2484.
- 9 (a) N. A. Godfrey, D. J. Schatz and S. V. Pronin, *J. Am. Chem. Soc.*, 2018, **140**, 12770; (b) W. P. Thomas, D. J. Schatz, D. T. George and S. V. Pronin, *J. Am. Chem. Soc.*, 2019, **141**, 12246; (c) J. Huang, T. Y. Lauderdale, C. Lin and K. Shia, *J. Org. Chem.*, 2018, **83**, 6508; (d) S. Nagasawa, K. E. Jones and R. Sarpong, *J. Org. Chem.*, 2019, **84**, 12209; (e) P. Chen, C. Wang, R. Yang, H. Xu, J. Wu, H. Jiang, K. Chen and Z. Ma, *Angew. Chem., Int. Ed.*, 2021, **60**, 5512.
- 10 For representative examples, see: (a) J. Gui, C. Pan, Y. Jin, T. Qin, J. C. Lo, B. J. Lee, S. H. Spergel, M. E. Mertzman, W. J. Pitts, T. E. La Cruz, M. A. Schmidt, N. Darvatkar, S. R. Natarajan and P. S. Baran, *Science*, 2015, **348**, 886; (b) H. T. Dao, C. Li, Q. Michaudel, B. D. Maxwell and P. S. Baran, *J. Am. Chem. Soc.*, 2015, **137**, 8046; (c) C. Obradors, R. M. Martinez and R. A. Shenvi, *J. Am. Chem. Soc.*, 2016, **138**, 4962; (d) Y. Shen, J. Qi, Z. Mao and S. Cui, *Org. Lett.*, 2016, **18**, 2722; (e) S. Bordi and J. T. Starr, *Org. Lett.*, 2017, **19**, 2290; (f) Y. Wang and J. W. Bode, *J. Am. Chem. Soc.*, 2019, **141**, 9739; (g) P. V. Kattamuri and J. G. West, *J. Am. Chem. Soc.*, 2020, **142**, 19316; (h) M. Saladrigas, J. Bonjoch and B. Bradshaw, *Org. Lett.*, 2020, **22**, 684; (i) F. Puls, P. Linke, O. Kataeva and H. Knölker, *Angew. Chem., Int. Ed.*, 2021, **60**, 2.
- 11 (a) G. P. dos Gomes, Y. Loginova, S. Z. Vatsadze and I. V. Alabugin, *J. Am. Chem. Soc.*, 2018, **140**, 14272; (b) B. Zhang and A. Studer, *Chem. Soc. Rev.*, 2015, **44**, 3505; (c) J. Lei, J. Huang and Q. Zhu, *Org. Biomol. Chem.*, 2016, **14**, 2593; (d) M. Giustiniano, A. Basso, V. Mercalli, A. Massarotti, E. Novellino, G. C. Tron and J. Zhu, *Chem. Soc. Rev.*, 2017, **46**, 1295; (e) G. Qiu, Q. Ding and J. Wu, *Chem. Soc. Rev.*, 2013, **42**, 5257.
- 12 T. Fukuyama, X. Chen and G. Peng, *J. Am. Chem. Soc.*, 1994, **116**, 3127.
- 13 For recent reports about indole synthesis from isonitrile substrates, see: (a) B. Zhang and A. Studer, *Org. Lett.*, 2014, **16**, 1216; (b) X. Zhang, P. Zhu, R. Zhang, X. Li and T. Yao, *J. Org. Chem.*, 2020, **85**, 9503; (c) C. Wang, Y. Li and S. Yang, *Org. Lett.*, 2018, **20**, 2382; (d) L. M. Heckman, Z. He and T. F. Jamison, *Org. Lett.*, 2018, **20**, 3263; (e) M. S. Santos, H. L. I. Betim, C. M. Kisukuri, J. A. C. Delgado, A. G. Corrêa and M. W. Paixão, *Org. Lett.*, 2020, **22**, 4266.
- 14 I. D. Jenkins and E. H. Krenske, *ACS Omega*, 2020, **5**, 7053.