


 Cite this: *RSC Adv.*, 2023, 13, 14355

# Introducing a sulfone-embedded anhydride to the anhydride-imine reaction for the modular synthesis of N-heterocyclic sulfones bearing vicinal stereocenters†

 Timothy K. Beng, \* Jorge Garcia, Jane Eichwald and Claire Borg

N-heterocyclic sulfones constitute the core of several pharmaceuticals, including the antitypanosomal drug Nifurtimox. Their biological relevance and architectural complexity makes them valued targets and inspires the development of more selective and atom-economical strategies for their construction and post-modification. In this embodiment, we describe a flexible approach to  $sp^3$ -rich N-heterocyclic sulfones, which hinges on the efficient annulation of a novel sulfone-embedded anhydride with 1,3-azadienes and aryl aldimines. Further elaboration of the lactam esters has facilitated the construction of a library of vicinally functionalized sulfone-embedded N-heterocycles.

 Received 20th March 2023  
 Accepted 1st May 2023

DOI: 10.1039/d3ra01812a

[rsc.li/rsc-advances](https://rsc.li/rsc-advances)

## Introduction

Biologically active chemical space continues to be more biased toward  $sp^3$ -rich compounds, in part due to their conformational rigidity, excellent target specificity, and high three-dimensional shape complementarity. There is enormous evidence that molecular complexity, as measured by parameters such as the number of tetrahedral stereocenters and fraction of saturated carbon atoms ( $F_{sp^3}$ ), correlates with success rates in drug development.<sup>1</sup> These observations notwithstanding, current drug-like libraries are still relatively short on three-dimensionality and skeletal diversity.<sup>2</sup> A strategic and conscious effort to escape flatland and move toward approaches that efficiently create non-planar scaffolds undeniably represents an important research endeavor.<sup>3</sup>

N-heterocyclic sulfones (examples of which are depicted in Fig. 1) are commonplace structural motifs in small-molecule pharmaceuticals. For example, diazoxide (I) is a potassium channel activator, which is often used as a vasodilator in the treatment of acute hypertension or malignant hypertension.<sup>4</sup> Other examples of bioactive N-heterocyclic sulfones include Trancopal (II),<sup>5</sup> *r*-secretase inhibitor III,<sup>6</sup> Nifurtimox® (IV),<sup>7</sup> Artemisone (V),<sup>8</sup> and Ciprofloxacin derivative VI.<sup>9</sup> Fittingly, the biological relevance of these aforementioned motifs and their architectural complexity endear them to the medicinal and synthesis communities, thus, inspiring the development of more flexible, efficient, and cost-effective strategies for their

construction, peripheral functionalization, and evaluation of structure–activity relationships.<sup>10</sup>

From the perspective of chemical synthesis, sulfones are implicit in classic transformations such as the Ramberg–Bäcklund reaction<sup>11</sup> and Julia olefination.<sup>12</sup> As exemplified through the synthesis of antitypanosomal drug, Nifurtimox®,<sup>13</sup> N-heterocyclic sulfones are typically prepared by the late-stage oxidation of a precursor thioether.<sup>14</sup> However, the use of this late-stage oxidative route sometimes precludes the presence of oxidation-sensitive functional groups.

Our prior attempts to oxidize in-house allylic thio-morpholinones such as 3 (Fig. 2A), obtained from thiodiglycolic (1) anhydride and 1,3-azadienes of type 2,<sup>15</sup> to the

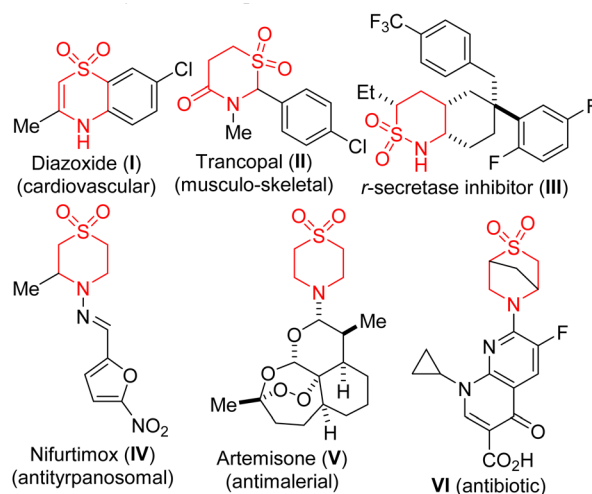


Fig. 1 Examples of bioactive N-heterocyclic sulfones.

 Department of Chemistry, Central Washington University, Ellensburg, WA 98926, USA.  
 E-mail: Timothy.beng@cwu.edu

 † Electronic supplementary information (ESI) available: Experimental procedures and spectroscopic data. See DOI: <https://doi.org/10.1039/d3ra01812a>

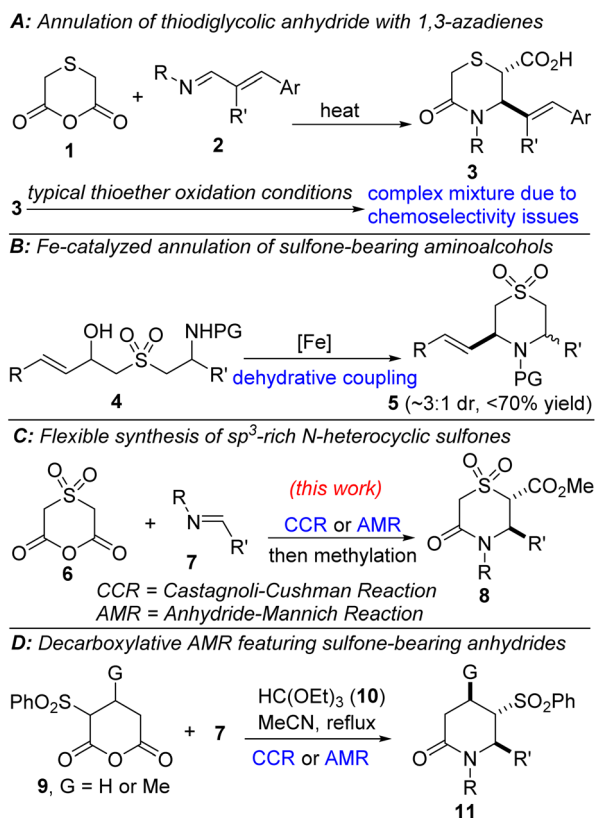
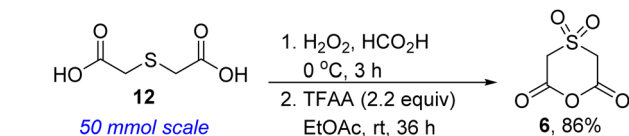



Fig. 2 (a) Prior synthesis of allylic thiomorpholinones (b) Cossy's approach to allylic N-heterocyclic sulfones (c) proposed plan for accessing sp<sup>3</sup>-enriched N-heterocyclic sulfones (d) Shaw's AMR featuring sulfone-substituted glutaric anhydrides.

corresponding N-heterocyclic sulfones, have so far been low-yielding due to challenges associated with chemoselectivity and stability. Meanwhile, Cossy and co-workers have reported an intramolecular dehydrative coupling approach to allylic N-heterocyclic sulfones, which features early-stage installation of the sulfone moiety prior to cyclization (Fig. 2B).<sup>16</sup> Inspired by the pharmaceutical relevance of sp<sup>3</sup>-rich N-heterocyclic sulfones, we sought to evaluate the performance of anhydride **6** in formal cycloaddition reactions featuring several imines such as **7** (Fig. 2C). Gleaning from Shaw's decarboxylative annulation tactic featuring sulfone-bearing glutaric anhydrides and imines (Fig. 2D),<sup>17</sup> we recognized that the electron-withdrawing capability of the sulfone would enhance the reactivity of **6** and potentially obviate the need for high temperatures and stringent cryogenic conditions. We herein report ways to create diverse sp<sup>3</sup>-enriched N-heterocyclic sulfones with considerable diversity. The approach is modular, scalable, and amenable to post-diversification.

## Results and discussion

We commenced studies on the construction and post-diversification of sp<sup>3</sup>-rich N-heterocyclic sulfones by assembling anhydride **6** using a scalable two-step sequence, featuring

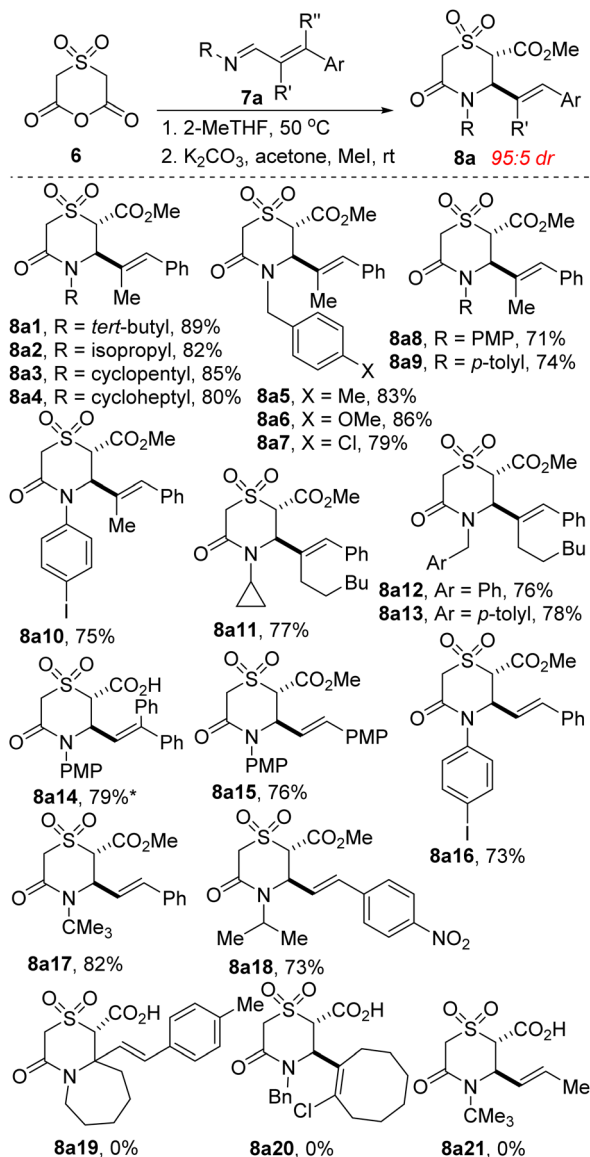


Scheme 1 Synthesis of sulfone-embedded anhydride **6**.

oxidation of commercially available thioether **12** and subsequent cyclization (Scheme 1).

One of the prominent features of the three-component reaction between amines, aldehydes, and enolizable cyclic anhydrides (*i.e.*, the Castagnoli-Cushman reaction (CCR) or anhydride-Mannich reaction (AMR)), is its exceptional atom-economy, given that with the exception of the water formed during the formation of the Schiff base, all atoms originating from the starting materials are incorporated into the product structure. With anhydride **6** in hand, its performance in annulation protocols featuring  $\alpha,\beta$ -unsaturated imines of type **7a** ( $R'$  = alkenyl) was evaluated. Intrinsic to our design of commencing this investigation with **7a** was the observation that allylic cyclic amines are resident in many alkaloids, including pinidine and aurtioclavine.<sup>18</sup> We were also keen on accessing allylic N-heterocyclic sulfones upon recognizing that the alkenyl motif could pave the way for harnessing several reactivity modes, including hydroarylation,<sup>19</sup> oxoamination,<sup>20</sup> trifluoromethylation,<sup>21</sup> oxacyclopropanation,<sup>22</sup> aziridination,<sup>23</sup> and boration.<sup>24</sup> We were however not oblivious to the promiscuous reactivity of **7a** with cyclic anhydrides bearing relatively acidic  $\alpha$ -CH protons. For example, homophthalic anhydride reacts with **7a** to afford a plethora of products, including Tamura-like, Castagnoli-like, and Perkin-type products. Meanwhile, **7a** reacts efficiently with glutaric anhydride and diglycolic anhydride, but modestly with thiodiglycolic anhydride to furnish exclusively the Castagnoli-Cushman products.<sup>15</sup> At the outset, we questioned if the strong electron-withdrawing prowess of the sulfone group would over enhance the  $\alpha$ -CH acidity of **6**, leading to an increase in reactivity, but also to a compromise in chemoselectivity. Nevertheless, we proceeded to test the feasibility of the annulation reaction using model 1,3-azadiene **7a1**. Ultimately, we established that 2-methyltetrahydrofuran (2-MeTHF) out-performs other reaction media with respect to efficiency, chemo- and stereoselectivity. The exclusive formation of **8a1** (Scheme 2) suggests a pathway whereby anhydride-imine formal cycloaddition (CCR) predominates over anhydride-alkene formal cycloaddition (Tamura reactivity). For purposes of easier isolation and purification, the initially formed carboxylic acid has been converted into the corresponding methyl ester in all but one case.

The scope of the reaction with respect to the sterics and electronics of the N-substituent as well as the alkenyl moiety was then explored. We find that 1,3-azadienes bearing diverse substituents on nitrogen react with varying degrees of success (**8a1**–**8a10**). Significantly, from the standpoint of modularity, 1,3-azadienes harboring both electron-rich and electron-deficient styryl groups react competently (**8a6** vs. **8a7**). There is little to no compromise in the *E/Z* stereoselectivity of the

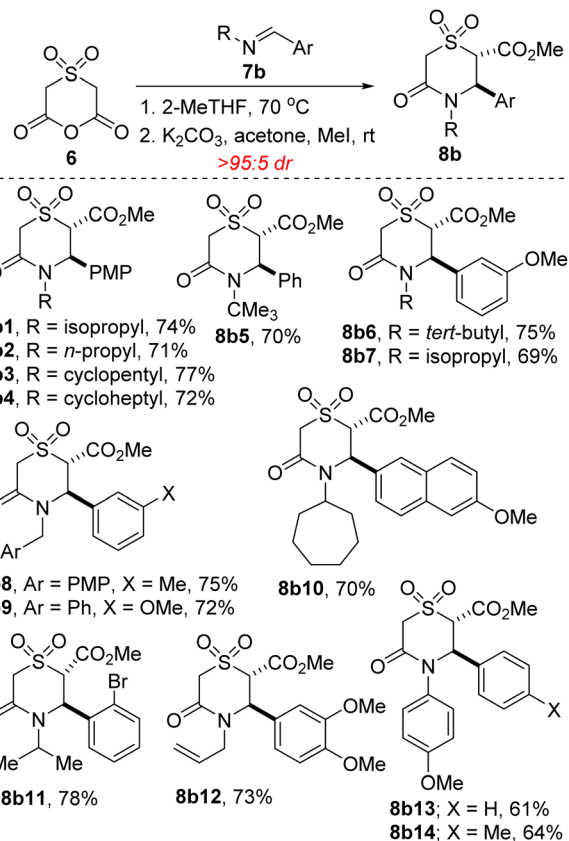


\*Characterized as the acid. Isolated yields are reported.  
 PMP = *para*-methoxyphenyl; PMB = *para*-methoxybenzyl.  
 Performed on 1.0 to 5.0 mmol scale using 1 to 5 mL 2-MeTHF.  
 Reaction times ranged from 1 to 12 h.  
 Diastereomeric ratios of the crude products were determined by GC-MS and/or <sup>1</sup>H NMR analyses.

Scheme 2 Annulation of 1,3-azadienes with sulfone-embedded anhydride **6**.

alkene when the internal substituent is changed from methyl to *n*-hexyl (**8a5** vs. **8a13**). Halogenated styrenes and anilines are well tolerated (see **8a7**, **8a10**, and **8a16**), which bodes well for late-stage diversification as the halogen group may be utilized as a functional handle for cross-coupling purposes (see Schemes 4 and 5).

Our studies show that the annulation of **6** with externally substituted 1,3-azadienes derived from  $\beta$ -aryl cinnamaldehydes is possible (see **8a14**). Diarylethenes of type **8a14** are highly desirable given their prevalence in molecular motors.<sup>25</sup> It is



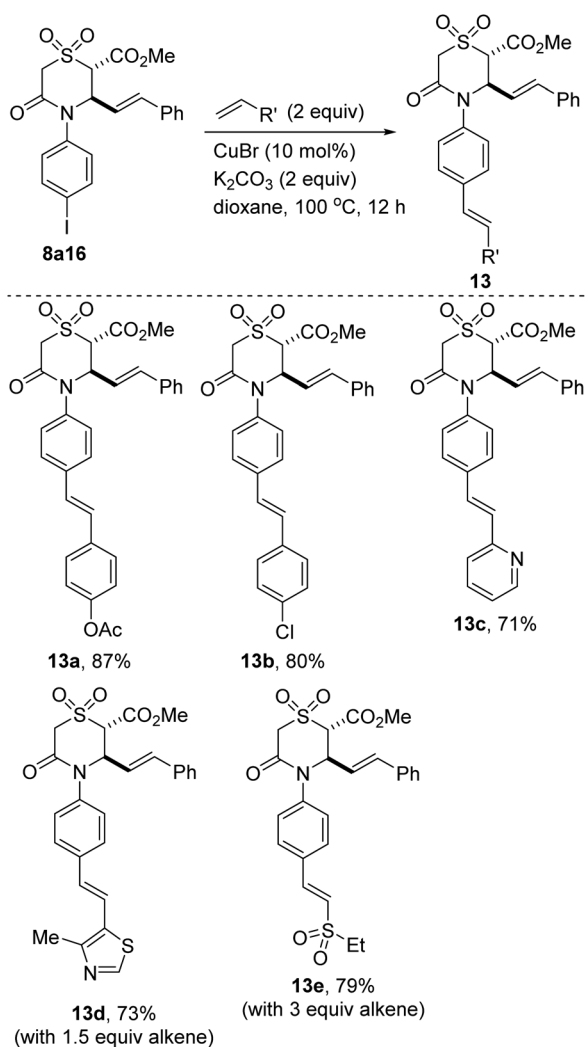
Scheme 3 Annulation of aryl aldimines with sulfone-embedded anhydride **6**.

a testament to the enhanced reactivity of **6** that it undergoes satisfactory annulation with highly electron-deficient  $\alpha,\beta$ -unsaturated imines (see **8a18**) since the use of strongly deactivating *p*-nitrobenzaldehyde in the CCR is a rarity.<sup>17</sup> No concomitant decarboxylation is observed in all of these examples, as was the case in Shaw's studies.<sup>17</sup> Not all 1,3-azadienes that we have surveyed undergo productive cyclization with anhydride **6**. For steric and/or fragility reasons, products **8a19**–**21** were not formed under the identified reaction conditions. Although the crucial philosophical criterion of green chemistry (*i.e.*, atom economy) is clearly fulfilled in the CCR, it is yet to be considered as a tool for sustainable synthetic chemistry.<sup>26</sup> This is presumably because the reaction is typically performed in high-boiling aromatic hydrocarbon solvents (*e.g.*, toluene or xylenes). It is our view that the successful use of 2-MeTHF as the reaction medium in these studies will help confer CCR methodology the coveted 'green chemistry status' given the well-documented merits of 2-MeTHF.<sup>27</sup>

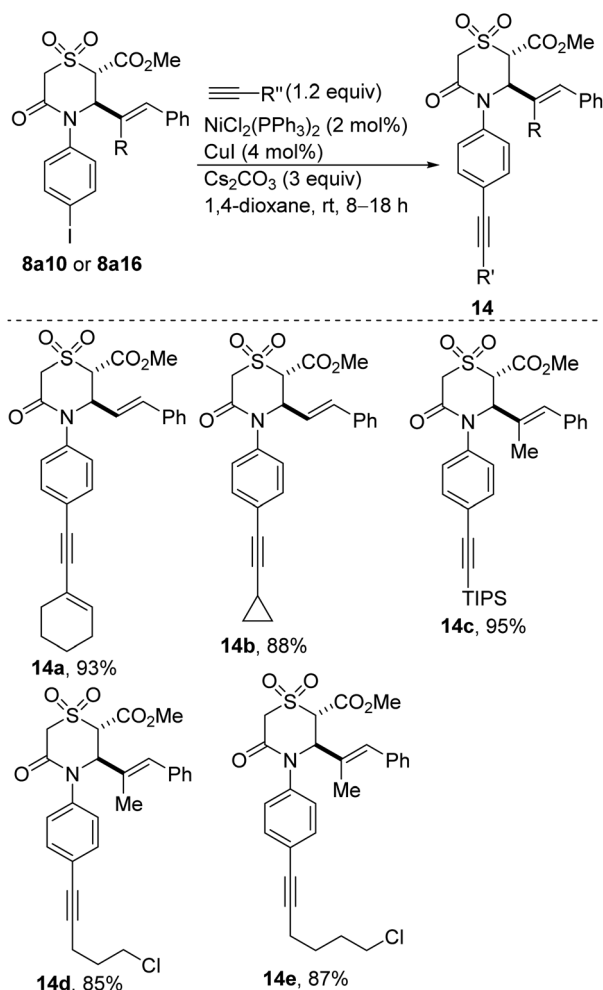
Following successful construction of  $sp^3$ -enriched vicinally functionalized allylic N-heterocyclic sulfones, and owing to the continuing emergence of sulfone-embedded, aryl-substituted cyclic amines with medicinal potential (see Trancopal, Fig. 1), we next sought to extend the scope of the annulation reaction to aryl aldimines of type **7b**. In the event, we find that this base- and transition metal-free annulation proceeds with good tolerance for several aryl aldimines (**8b1**–**8b14**). *N*-Alkyl, allyl, and

benzyl substituents are well tolerated. However, the efficiency is somewhat compromised when *N*-aryl substituents are employed (see **8b13/14**).

One of the merits of this methodology is the scalable nature of the reactions given that anhydride **6** and some of its annulation products (e.g., **8a10** and **8a16**) have been prepared in gram scale, with little compromise in efficiency.<sup>28</sup> This has set the stage for post-diversification studies. For example, iodide **8a16** undergoes efficient Cu-catalyzed alkenylation<sup>29</sup> with electronically diverse (*i.e.*, electron-rich, electron-neutral, and electron-deficient) styrenes to afford the *N*-stilbeno cyclic sulfones depicted in Scheme 3. A highly electron-deficient 2-vinylpyridinyl group can be stereoselectively installed in synthetically useful yield (see **13c**). Additionally, a vinylthiazole derivative also couples prudently to afford sulfone **13d**. This protocol is not limited to styrene coupling partners given that coupling with an electron-deficient vinyl sulfone proceeds stereoselectively to furnish bis-sulfone **13e**. In this case, linear regioselectivity is also observed. The successful functional group-tolerant, *E*-stereoselective and linear-regioselective



Scheme 4 Cu-catalyzed alkenylation of iodoarylated sulfone **8a16** with electronically diverse alkenes.



Scheme 5 Ni-catalyzed alkylation of iodoarylated sulfones with terminal alkynes.

alkenylation described herein is noteworthy given the prevalence of the styrene and stilbene structural motifs in natural products, pharmaceuticals, and fragrances.<sup>30</sup>

Alkynes are fundamental building blocks in synthetic chemistry and in material science.<sup>31</sup> Aryl alkynes are readily prepared from aryl halides by the Sonogashira reaction.<sup>32</sup> Meanwhile, nickel is a privileged metal in cross-couplings from the standpoint of versatility and cost.<sup>33</sup> We were therefore pleased to find that Ni-catalyzed coupling of iodoarylated sulfones smoothly to afford the alkynylated sulfones depicted in Scheme 5 (see **14a–e**). These directing group-free<sup>34</sup> conditions employ Cs<sub>2</sub>CO<sub>3</sub> as the base and 1,4-dioxane as the reaction medium. The copper co-catalyst, CuI, is desirable seeing as the reaction does not proceed under copper-free conditions.

Regarding the mechanistic underpinnings of the anhydride-imine annulation protocol described herein, congruent with prior studies,<sup>35</sup> we postulate that the reaction could proceed *via* either of two possible paths: (a) intermolecular imine acylation followed by intramolecular Mannich reaction and/or (b) intermolecular Mannich reaction followed by intramolecular acylation or anhydride aminolysis. In the current scenario, thermally-assisted



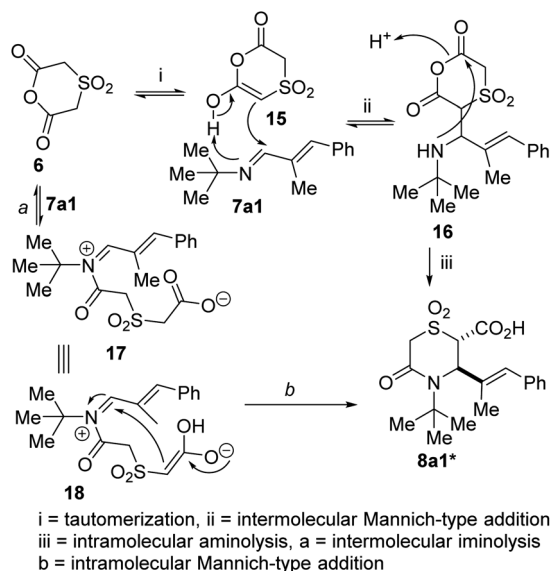


Fig. 3 Proposed mechanism for the annulation of **6** with imines (formation of the acid that leads to **8a1** is chosen for simplicity).

tautomerization of anhydride **6** affords enol **15** (Fig. 3), which undergoes Mannich-type addition with **7a1** to afford formal hydroalkylation product **16**. In many instances in the past and present, we have isolated intermediates of type **16** at partial conversion, which lends credence to our working hypothesis. Subsequent intramolecular aminolysis of the anhydride by the pendant secondary amine resident in **16** gives rise to the desired lactam acid. We note however that the iminolysis pathway (see **17** and **18**) is yet to be completely ruled out at this point.

## Conclusions

In summary, the modular construction of densely populated allylic and benzylic N-heterocyclic sulfones has been accomplished using a readily affordable sulfone-embedded cyclic anhydride. The scalable nature of the reactions offers the opportunity for post-modification by incorporation of motifs with either known pharmaceutical value or that permit subsequent conversion (esters, alkenes, and alkynes) to medicinally relevant analogues. The criteria of efficiency, versatility, sustainability, and pot-atom-step economy are of paramount importance and these studies have met these benchmarks. The amenability of these functionalized intermediates to C–C bond forming transformations bodes well for future late-stage assembly of complex bioactive N-heterocyclic sulfones. We anticipate that the aforementioned merits will endear this methodology to both the synthesis and medicinal chemistry communities.

## Experimental

All experiments involving air and moisture sensitive reagents were carried out under an inert atmosphere of nitrogen and using freshly distilled solvents. Column chromatography was performed on silica gel (230–400 mesh). Thin-layer chromatography (TLC) was performed using Silicycle Siliplate™ glass backed plates (250 μm

thickness, 60 Å porosity, F-254 indicator) and visualized using UV (254 nm) or KMnO<sub>4</sub> stain. Unless otherwise indicated, <sup>1</sup>H, <sup>13</sup>C, and DEPT-135 NMR, and NOESY spectra were acquired using CDCl<sub>3</sub> solvent at room temperature. Chemical shifts are quoted in parts per million (ppm). HRMS-EI<sup>+</sup> data were obtained using either electrospray ionization (ESI) or electron impact (EI) techniques. High-resolution ESI was obtained on an LTQ-FT (ion trap; analyzed using Excalibur). High resolution EI was obtained on an Autospec (magnetic sector; analyzed using MassLynx). Brine solutions are saturated solutions of aqueous sodium chloride. Characterization data for all compounds are provided in the ESI.†

## Author contributions

J. G. – investigation, data curation, methodology; J. E. – investigation, data curation, methodology; C. B. – investigation, data curation, methodology; T. K. B. – conceptualization, project administration, supervision, investigation, data curation, methodology, writing – original draft, funding acquisition.

## Conflicts of interest

There are no conflicts of interest to declare.

## Acknowledgements

We are grateful to Central Washington University (CWU) for financial support through the donation of startup funds to T. K. B. The School of Graduate Studies is thanked for a research fellowship to T. K. B. J. G., J. E., and C. B. are grateful to the Office of Undergraduate Research (OUR) and to Provost Denbeste for research fellowships. We thank Organic Syntheses, Inc for partial support of this project.

## Notes and references

- For reviews, see: (a) A. Karawajczyk, F. Giordanetto, J. Benningshof, D. Hamza, T. Kalliokoski, K. Pouwer, R. Morgentin, A. Nelson, G. Müller, A. Piechot and D. Tzalis, *Drug Discovery Today*, 2015, **20**, 1310–1316; (b) F. Lovering, J. Bikker and C. Humblet, *J. Med. Chem.*, 2009, **52**, 6752–6756; (c) T. J. Ritchie and S. J. F. Macdonald, *Drug Discovery Today*, 2009, **14**, 1011–1020.
- J. Meyers, M. Carter, N. Y. Mok and N. Brown, *Future Med. Chem.*, 2016, **8**, 1753–1767.
- (a) B. L. Donnelly, L. D. Elliott, C. L. Willis and K. I. Booker-Milburn, *Angew. Chem., Int. Ed.*, 2019, **58**, 9095–9098; (b) A. Sveiczer, A. J. P. North, N. Mateu, S. L. Kidd, H. F. Sore and D. R. Spring, *Org. Lett.*, 2019, **21**, 4600–4604; (c) N. J. Flodén, A. Trowbridge, D. Willcox, S. M. Walton, Y. Kim and M. J. Gaunt, *J. Am. Chem. Soc.*, 2019, **141**, 8426–8430; (d) T. G. Chen, L. M. Barton, Y. Lin, J. Tsien, D. Kossler, I. Bastida, S. Asai, C. Bi, J. S. Chen, M. Shan, H. Fang, F. G. Fang, H.-W. Choi, L. Hawkins, T. Qin and P. S. Baran, *Nature*, 2018, **560**, 350–354; (e) D. J. Foley, P. G. E. Craven, P. M. Collins, R. G. Doveston, A. Aimon, R. Talon, I. Churcher, F. von Delft, S. P. Marsden and A. Nelson,

- Chem.–Eur. J.*, 2017, **23**, 15227–15232; (f) R. Gianatassio, J. M. Lopchuk, J. Wang, C.-M. Pan, L. R. Malins, L. Prieto, T. A. Brandt, M. R. Collins, G. M. Gallego, N. W. Sach, J. E. Spangler, H. Zhu, J. Zhu and P. S. Baran, *Science*, 2016, **351**, 241–246; (g) B. A. Chalmers, H. Xing, S. Houston, C. Clark, S. Ghassabian, A. Kuo, B. Cao, A. Reitsma, C.-E. P. Murray, J. E. Stok, G. M. Boyle, C. J. Pierce, S. W. Littler, D. A. Winkler, P. V. Bernhardt, C. Pasay, J. J. De Voss, J. McCarthy, P. G. Parsons, G. H. Walter, M. T. Smith, H. M. Cooper, S. K. Nilsson, J. Tsanaktsidis, G. P. Savage and C. M. Williams, *Angew. Chem., Int. Ed.*, 2016, **55**, 3580–3585; (h) M. U. Luescher and J. W. Bode, *Org. Lett.*, 2016, **18**, 2652–2655.
- 4 H. W. V. Hamersvelt, H. J. Kloke, D. J. D. Jong, R. A. Koene and F. T. Huysmans, *J. Hypertens.*, 1996, **14**, 1041–1045.
- 5 U. Wollina, U. Hipler, A. Seeling and H. Oelschlager, *Skin Pharmacol. Physiol.*, 2005, **18**, 132–135.
- 6 Y. Liu, W. Qin and H. Yan, *Synlett*, 2016, **27**, 2756.
- 7 J. Pepin, F. Milord, F. Meurice, L. Ethier, L. Loko and B. Mpia, *Trans. R. Soc. Trop. Med. Hyg.*, 1992, **86**, 254–256.
- 8 (a) R. K. Haynes, B. Fugmann, J. Stetter, K. Rieckmann, H.-D. Heilmann, H.-W. Chan, S. L. Croft, L. Vivas, L. Rattray, L. Stewart, W. Peters, B. L. Robinson, M. D. Edstein, B. Kotecka, D. E. Kyle, B. Beckermann, M. Gerisch, M. Radtke, G. Schmuck, W. Steinke, U. Wollborn, K. Schmeer and A. Römer, *Angew. Chem., Int. Ed.*, 2006, **45**, 2082; (b) J. Nagelschmitz, B. Voith, G. Wensing, A. Römer, B. Fugmann, R. K. Haynes, B. M. Kotecka, K. H. Rieckmann and M. D. Edstein, *Antimicrob. Agents Chemother.*, 2008, **52**, 3085.
- 9 X. Huang, D. Chen, N. Wu, A. Zhang, Z. Jia and X. Li, *Bioorg. Med. Chem. Lett.*, 2009, **19**, 4130.
- 10 (a) T. Sasaki, T. Takahashi, T. Nagase, T. Mizutani, S. Ito, Y. Mitobe, Y. Miyamoto, M. Kanesaka, R. Yoshimoto, T. Tanaka, N. Takenaga, S. Tokita and N. Sato, *Bioorg. Med. Chem. Lett.*, 2009, **19**, 4232; (b) S. Menichetti, M. C. Aversa, F. Cimino, A. Contini, C. Viglianisi and A. Tomaino, *Org. Biomol. Chem.*, 2005, **3**, 3066; (c) A. Regueiro-Ren, Z. Liu, Y. Chen, N. Sin, S. Y. Sit, J. J. Swidorski, J. Chen, B. L. Venables, J. Zhu, B. Nowicka-Sans, T. Protack, Z. Lin, B. Terry, H. Samanta, S. Zhang, Z. Li, B. R. Beno, X. S. Huang, S. Rahematpura, D. D. Parker, R. Haskell, S. Jenkins, K. S. Santone, M. I. Cockett, M. Krystal, N. A. Meanwell, U. Hanumegowda and I. B. Dicker, *ACS Med. Chem. Lett.*, 2016, **7**, 568.
- 11 C. W. Meyers, A. M. Malte and W. S. Matthews, *J. Am. Chem. Soc.*, 1969, **91**, 7510.
- 12 M. Julia and J.-M. Paris, *Tetrahedron Lett.*, 1973, **14**, 4833.
- 13 A. R. Surrey, W. G. Webb and R. M. Gesler, *J. Am. Chem. Soc.*, 1958, **13**, 3469.
- 14 (a) W. Su, *Tetrahedron Lett.*, 1994, **35**, 4955; (b) N. K. Jana and J. G. Verkade, *Org. Lett.*, 2003, **5**, 3787.
- 15 H. Braunstein, S. Langevin, M. Khim, J. Adamson, K. Hovenkotter, L. Kotlarz, B. Mansker and T. K. Beng, *Org. Biomol. Chem.*, 2016, **14**, 8864–8872.
- 16 C. Bosset, G. Lefebvre, P. Angibaud, I. Stansfield, L. Meerpoel, D. Berthelot, A. Guérinot and J. Cossy, *Beilstein J. Org. Chem.*, 2017, **82**, 4020–4036.
- 17 N. A. Sorto, M. J. Di Maso, M. A. Munoz, R. A. Dougherty, J. C. Fettingner and J. T. Shaw, *J. Org. Chem.*, 2014, **79**, 2601–2610.
- 18 (a) J. N. Tawara, A. Blokhin, T. A. Foderaro, F. R. Stermitz and H. Hope, *J. Org. Chem.*, 1993, **58**, 4813–4818; (b) T. J. Wilkinson, N. W. Stehle and P. Beak, *Org. Lett.*, 2000, **2**, 155–158.
- 19 K. Brak and J. A. Ellman, *Org. Lett.*, 2010, **12**, 2004–2007.
- 20 B. Ye and N. Cramer, *Acc. Chem. Res.*, 2015, **48**, 1308–1318.
- 21 P. K. Prasad, R. N. Reddi and A. Sudalai, *Org. Lett.*, 2016, **18**, 500–503.
- 22 A. Deb, S. Manna, A. Modak, T. Patra, S. Maity and D. Maiti, *Angew. Chem., Int. Ed.*, 2013, **52**, 9747–9750.
- 23 D. T. Smith and J. T. Njardarson, *Angew. Chem., Int. Ed.*, 2014, **53**, 4278–4280.
- 24 W. Su, T.-J. Gong, X. Lu, M.-Y. Xu, C.-G. Yu, Z.-Y. Xu, H.-Z. Yu, B. Xiao and Y. Fu, *Angew. Chem., Int. Ed.*, 2015, **54**, 12957–12961.
- 25 A. Faulkner, T. van Leeuwen, B. L. Feringa and S. J. Wezenberg, *J. Am. Chem. Soc.*, 2016, **138**, 13597–13603.
- 26 R. C. Cioc, E. Ruijter and R. V. A. Orru, *Green Chem.*, 2014, **16**, 2958.
- 27 A. R. Alcantara and P. D. de Maria, *Curr. Green Chem.*, 2018, **5**, 88.
- 28 Aryl iodide **8a10** was prepared in 3 mmol scale and **8a16** was prepared in 5 mmol scale.
- 29 T. K. Beng and A. Moreno, *New J. Chem.*, 2020, **44**, 4257–4261.
- 30 (a) A. Sarkic and I. Stappen, *Cosmetics*, 2018, **5**, 11; (b) H. Satoh and K. Takeuchi, *Curr. Med. Chem.*, 2012, **19**, 82–89; (c) M. H. Keylor, B. S. Matsuura and C. R. Stephenson, *Chem. Rev.*, 2015, **115**, 8976–9027.
- 31 (a) S. Diez-Gonzalez, *Catal. Sci. Technol.*, 2011, **1**, 166; (b) A. Palisse and S. F. Kirsch, *Org. Biomol. Chem.*, 2012, **10**, 8041; (c) I. V. Alabugin and B. Gold, *J. Org. Chem.*, 2013, **78**, 7777; (d) R. Hu, J. W. Y. Lam and B. Z. Tang, *Macromol. Chem. Phys.*, 2013, **214**, 175; (e) R. Chinchilla and R. C. Nájera, *Chem. Rev.*, 2014, **114**, 1783.
- 32 R. Chinchilla and C. Nájera, *Chem. Soc. Rev.*, 2011, **40**, 5084.
- 33 B. M. Rosen, K. W. Quasdorf, D. A. Wilson, N. Zhang, A. M. Resmerita, N. K. Garg and V. Percec, *Chem. Rev.*, 2011, **111**, 1346.
- 34 A. O. Farah, R. Archibald, M. J. Rodriguez, A. Moreno, B. Dondji and T. K. Beng, *Tetrahedron Lett.*, 2018, **59**, 3495–3498.
- 35 (a) M. Krasavin and D. Darin, *Tetrahedron Lett.*, 2016, **57**, 1635–1640; (b) M. Gonzalez-Lopez and J. T. Shaw, *Chem. Rev.*, 2009, **109**, 164–189; (c) J. Garcia, J. Eichwald, J. Zesiger and T. K. Beng, *RSC Adv.*, 2022, **12**, 309–318; (d) S. W. Laws, S. Y. Howard, R. Mato, S. Meng, J. C. Fettingner and J. T. Shaw, *Org. Lett.*, 2019, **13**, 5073–5077; (e) T. K. Beng, S. Langevin, A. O. Farah, J. Goodsell and K. Wyatt, *New J. Chem.*, 2019, **43**, 5282–5286.