

Trends in Serosorting and the Association With HIV/STI Risk Over Time Among Men Who Have Sex With Men

Christine M. Khosropour, PhD, MPH,* Julia C. Dombrowski, MD, MPH,†|| Fred Swanson, MA,¶
Roxanne P. Kerani, MPH, PhD,*‡|| David A. Katz, MPH, PhD,†|| Lindley A. Barbee, MD, MPH,†||
James P. Hughes, PhD,‡§ and Lisa E. Manhart, PhD,*§ and Matthew R. Golden, MD, MPH*†§

Background: Serosorting among men who have sex with men (MSM) is common, but recent data to describe trends in serosorting are limited. How serosorting affects population-level trends in HIV and other sexually transmitted infection (STI) risk is largely unknown.

Methods: We collected data as part of routine care from MSM attending a sexually transmitted disease clinic (2002–2013) and a community-based HIV/sexually transmitted disease testing center (2004–2013) in Seattle, WA. MSM were asked about condom use with HIV-positive, HIV-negative, and unknown-status partners in the prior 12 months. We classified behaviors into 4 mutually exclusive categories: no anal intercourse (AI); consistent condom use (always used condoms for AI); serosorting [condom-less anal intercourse (CAI) only with HIV-concordant partners]; and nonconcordant CAI (CAI with HIV-discordant/unknown-status partners; NCCAI).

Results: Behavioral data were complete for 49,912 clinic visits. Serosorting increased significantly among both HIV-positive and

HIV-negative men over the study period. This increase in serosorting was concurrent with a decrease in NCCAI among HIV-negative MSM, but a decrease in consistent condom use among HIV-positive MSM. Adjusting for time since last negative HIV test, the risk of testing HIV positive during the study period decreased among MSM who reported NCCAI (7.1%–2.8%; $P = 0.02$), serosorting (2.4%–1.3%; $P = 0.17$), and no CAI (1.5%–0.7%; $P = 0.01$). Serosorting was associated with a 47% lower risk of testing HIV positive compared with NCCAI (adjusted prevalence ratio = 0.53; 95% confidence interval: 0.45 to 0.62).

Conclusions: Between 2002 and 2013, serosorting increased and NCCAI decreased among Seattle MSM. These changes paralleled a decline in HIV test positivity among MSM.

Key Words: HIV, men who have sex with men, sexual behavior, sexually transmitted diseases

(*J Acquir Immune Defic Syndr* 2016;72:189–197)

Received for publication August 24, 2015; accepted January 26, 2016.

From the Departments of *Epidemiology; †Medicine; ‡Biostatistics; §Global Health, University of Washington, Seattle, WA; ||Public Health—Seattle and King County HIV/STD Program, Seattle, WA; and ¶Gay City Health Project, Seattle, WA.

Supported by Public Health—Seattle & King County; the National Institutes of Health (NIH) [Grant T32 AI007140 trainee support to C.M.K., Grants K23MH090923 and L30 MH095060 to J.C.D., and Grant K23AI113185 to L.A.B.]; and the University of Washington Center for AIDS Research, an NIH-funded program [Grant P30 AI027757] which is supported by the following NIH Institutes and Centers: National Institute of Allergy and Infectious Diseases, National Cancer Institute, National Institutes of Mental Health, National Institute on Drug Abuse, National Institute of Child Health and Human Development, National Heart, Lung, and Blood Institute, and National Institute on Aging. C.M.K. acknowledges support from the Warren G. Magnuson Scholarship.

Presented in part at *IAS 2015—Eighth IAS Conference on HIV Pathogenesis, Treatment and Prevention*, July 9–22, 2015, Vancouver, Canada.

M.R.G. has conducted studies unrelated to this work funded by grants from Cembra and Melinta. J.C.D. has conducted studies unrelated to this work funded by grants to the University of Washington from ELITech, Melinta Therapeutics, and Genentech. The remaining authors have no funding or conflicts of interest to disclose.

Supplemental digital content is available for this article. Direct URL citations appear in the printed text and are provided in the HTML and PDF versions of this article on the journal's Web site (www.jaids.com).

Correspondence to: Christine M. Khosropour, PhD, MPH, Department of Epidemiology, Harborview Medical Center, Box 359777, 325 Ninth Avenue, Seattle, WA 98104 (e-mail: ckhosro@uw.edu).

Copyright © 2016 Wolters Kluwer Health, Inc. All rights reserved.

INTRODUCTION

Since at least the early 1990s, many men who have sex with men (MSM) have chosen their sex partners, or selectively used condoms based on a partner's perceived HIV status.^{1–3} This behavior, referred to as serosorting, is common among MSM.^{4–9} Data from the early 2000s suggested that serosorting was on the rise^{10–12} and recent data from San Francisco MSM through 2011⁹ suggest that these increases have continued.

The effect of serosorting on HIV and sexually transmitted infection (STI) risk is somewhat controversial. Mathematical models suggest that serosorting can increase or decrease a person's risk of acquiring HIV depending on the accuracy of HIV status disclosure, which largely depends on the population's HIV testing frequency.^{13–15} Empiric evidence indicates that serosorting represents an intermediate level of HIV risk; it is associated with a lower risk of HIV acquisition than nonconcordant condom-less anal intercourse (NCCAI) but a higher risk than consistent condom use.^{5,10,16–18} Serosorting may increase STI risk, but the magnitude is dependent on one's HIV status, and the type and anatomic site of STI.^{12,19,20} Increases in serosorting have been hypothesized to explain increases in bacterial STI rates concurrent with declines in HIV incidence in some

places.¹⁹ However, whether serosorting increases or decreases population-level HIV/STI rates, depends in part, on changes in the frequency of serosorting and the behaviors it replaces.

We previously reported that serosorting among HIV-negative and HIV-positive MSM attending the Public Health—Seattle and King County sexually transmitted disease (STD) clinic increased between 2001 and 2007, and that NCCAI decreased during the same time period.¹⁰ The extent to which these trends have continued in the subsequent 6 years—a period during which HIV testing frequency has increased²¹ and antiretroviral therapy (ART) use has risen dramatically—is unclear. Further, important questions remain about the effect of serosorting on HIV and bacterial STI risk and how these risks may have changed in the last decade in light of expanding HIV prevention efforts. The goals of this study were to (1) examine trends in serosorting among Seattle MSM from 2001 to 2013, (2) evaluate the association between serosorting and HIV and bacterial STIs, and (3) determine if the HIV risk associated with serosorting has changed over time.

METHODS

Study Design and Population

This is a secondary data analysis of records from 2 sources: (1) MSM who attended the Public Health—Seattle and King County STD clinic from October 1, 2001 to December 31, 2013 and (2) MSM who attended Gay City Health Project (GCHP), a community-based organization with a publicly funded HIV/STI testing program, from February 2, 2004 to December 31, 2013. The start dates for the study reflect the dates when the collection of detailed sexual behavior information was initiated at the 2 sites. We defined MSM to be men who reported a male sex partner in the prior 12 months, and restricted analyses to men with complete sexual behavior data.

Data Collection and Measures

All data were collected as part of routine clinical care. Until October 2010, clinicians at the STD clinic conducted face-to-face interviews (FTFIs) with patients to collect information on sexual behaviors, drug use, and HIV testing history. These data were recorded on standardized paper forms and subsequently entered into the clinic's electronic medical record database. In October 2010, the STD clinic initiated a computer-assisted self-interview (CASI) system to collect these data from English-speaking patients. FTFIs continued to be conducted during this time for patients who did not speak English or were unable or unwilling to use a computer, when the computer system was not functioning, and in some instances to improve patient flow through the clinic. At GCHP, clients completed paper questionnaires that solicited information on demographics, sexual behavior, drug use, and HIV testing history (see Questionnaire, Supplemental Digital Content, <http://links.lww.com/QAI/A789>). FTFIs at GCHP were conducted for partner-level condom data and

for any patients who did not speak English. Data were subsequently entered in GCHP's electronic database.

Sexual behavior information collected at the STD clinic and GCHP were identical. Men were asked about the gender of their sex partners, if they had insertive or receptive anal sex with partners who were HIV-positive, HIV-negative, or of unknown status, and how often they used condoms with partners (always/usually/sometimes/never), stratified by sexual role (insertive or receptive), and partner HIV status. All sexual behavior questions were asked about partners in aggregate and referenced the prior 12 months. We used these data to construct the following mutually exclusive sexual behavior categories: (1) no anal sex—men who did not report anal sex, (2) consistent condom use—men who always used condoms with anal sex partners, (3) serosorting—men who ever had condom-less anal intercourse (CAI) with HIV-concordant partners (ie, reported never, sometimes, or usually using condoms with HIV-concordant partners) and always used condoms with discordant/unknown-status partners or did not have discordant/unknown-status partners, and (4) NCCAI—men who reported usually, sometimes, or never using condoms for anal sex with HIV-discordant/unknown-status partners. Because NCCAI includes several behaviors that confer different levels of HIV risk,^{5,22} we further stratified HIV-negative men who reported NCCAI into the following mutually exclusive categories: (1) insertive NCCAI—men who had insertive condom-less anal sex with HIV-positive/unknown-status partners and did not have receptive anal sex with these partners, (2) condom sero-positioning—men who always used condoms for receptive anal sex with HIV-positive/unknown-status partners and who used condoms usually, sometimes, or never for insertive anal sex with these partners, and (3) receptive NCCAI—men who reported inconsistent or no condom use for receptive anal sex with HIV-positive/unknown-status partners.

HIV and STI Testing

HIV testing was recommended to all MSM who had not previously tested HIV positive. Rapid HIV-antibody tests were offered to MSM at high risk for HIV and other MSM at the discretion of medical providers. Our clinic defines MSM as high risk if they had any of the following risks in the prior year: (1) ≥ 10 sex partners, (2) methamphetamine or amyl nitrite use, (3) condom-less anal sex with a partner who is HIV-positive or of unknown status, or (4) a bacterial STI. We have previously associated these factors with an elevated risk of HIV acquisition.²³ We used OraQuick (OraSure Technologies Inc., Bethlehem, PA) until 2013 when we switched to INSTI (bioLytical Laboratories, British Columbia). Clinicians recommended that all patients have their blood drawn for syphilis and HIV testing, including persons tested for HIV using rapid tests. Patients who agreed to a blood draw were tested using a second-generation HIV EIA (Vironostika HIV-1 Microelisa System; bioMerieux, Durham, NC or rLAV Genetic System; Bio-Rad Laboratories, Hercules, CA) until 2010, when our laboratory replaced that test with a third-generation EIA (Genetic Systems HIV1/2 Plus O EIA; Biorad Laboratories, Redmond, WA). We performed pooled HIV RNA testing on

all MSM who agreed to a blood draw beginning in 2003 at the STD clinic and 2006 at GCHP. We have previously described our laboratory testing procedures.^{24–27}

Urethral specimens (swab or urine) for gonorrhea and chlamydia culture or nucleic acid amplification testing (NAAT) were obtained from STD clinic patients with signs/symptoms of urethritis or who reported exposure to a partner with gonorrhea or chlamydia. At GCHP, urine testing for urethral gonorrhea and chlamydia began in 2011 and was performed by NAAT. We obtained rectal specimens from MSM who reported receptive anal sex in the prior year. At the STD clinic, rectal specimens were tested for gonorrhea and chlamydia using culture until September, 2010 and NAAT thereafter. GCHP used culture for rectal specimens from 2006 to 2007 and began NAAT testing in 2011. GCHP did not test rectal specimens in the period 2008–2010. Our laboratory performed gonorrhea cultures on modified Thayer-Martin media, chlamydia cultures on McCoy cell culture, and NAAT testing using APTIMA Combo 2 (GenProbe Diagnostics, San Diego, CA). All MSM who agreed to give a blood sample were tested for syphilis using the rapid plasma regain test. Most samples were additionally tested using the venereal disease research laboratory (VDRL) test until 2010, at which time VDRL testing was limited to cerebral spinal fluid samples only. A single, experienced disease investigational specialist reviews all cases of syphilis in King County and assigns them a final stage based on laboratory and clinical findings. This information became available in our electronic database beginning in 2006. Before that year, this serology interpretation was not recorded in the medical record, and in some instances records did not include any staging information from a clinical assessment, limiting our ability to definitively identify the syphilis stage of each case. For MSM tested for syphilis before 2006, we defined early syphilis (primary, secondary, or early latent) in this analysis as (1) a clinical diagnosis of early syphilis with a positive rapid plasma regain test and positive *Treponema pallidum* particle agglutination assay (TPPA), or (2) no clinical syphilis diagnosis recorded, no history of syphilis, and an RPR titer $\geq 1:32$ with a positive TPPA, or (3) no clinical syphilis diagnosis recorded, no history of syphilis, and a VDRL titer $\geq 1:8$ with a positive TPPA.

Statistical Analysis

We examined differences in demographic, behavioral and clinical characteristics of patients attending the 2 sites using χ^2 tests for categorical variables and t tests for continuous variables. To examine secular trends in sexual behavior, we restricted the analysis to each man's first visit to the STD clinic or GCHP in a calendar year. Thus, no individual could contribute more than 1 visit per year in the behavioral trends analysis, but it is possible that an individual could have 1 visit in each year presented. Because we had STD clinic data for only 3 months in 2001, we combined 2001 with 2002 data and present behavioral trends data for 2002–2013. We used linear regression to assess the statistical significance of linear trends over time. Because of the change in sexual behavior data collection in 2010, we present P -values for linear trends from 2002 to 2010 (when all sexual

behavior data were collected through FTFIs) and separate P -values for data collected through CASI 2010–2013 (when, on average, 70% of sexual behavior data were collected through CASI). We do not present P -values for linear trends among patients who completed an FTFI in 2011–2013 because that was not the primary method of data collection during that time period. Because of the small number of HIV-positive men attending GCHP, we only used data from the STD clinic to examine behavioral trends among HIV-positive men. We used multivariable log-binomial regression models to estimate the prevalence ratios (PRs) of the associations between sexual behaviors and HIV or bacterial STIs (urethral gonorrhea/chlamydia, rectal gonorrhea/chlamydia, and early syphilis). We present PRs instead of risk ratios because this was a cross-sectional study design; therefore we cannot be certain that behaviors preceded the acquisition of HIV or bacterial STIs. The unit of analysis for regression models was a clinic visit. We clustered by patient, and used robust variances in the regression models to account for multiple visits by the same individual.²⁸ For the multivariable models we combined 2 sexual behavior categories, “consistent condom use” and “no anal sex” into one category (“no CAI”). Models included the following prespecified confounders of the association between serosorting and HIV/bacterial STIs: age, race/ethnicity, methamphetamine use (ever/never), clinic, number of male sex partners (past 12 months), calendar year, and time since last HIV test (included in the HIV outcome model only). To evaluate if the absolute risk of HIV associated with serosorting changed over time, we examined secular trends in the proportion of visits where men tested newly positive for HIV (stratified by behavior) and used linear regression to assess the statistical significance of linear trends. Two-sided statistical tests were performed at a significance level (α) of 0.05. This study was reviewed and approved by the University of Washington Institutional Review Board.

RESULTS

During the study period there were 38,192 new problem visits made by 16,718 MSM at the STD clinic, and 18,375 visits made by 10,072 MSM at GCHP. Eighty-nine percent ($N = 34,254$) of STD clinic visits and 85% of GCHP visits ($N = 15,658$) had complete behavioral data and were included in this analysis. Men attending the STD clinic were slightly older than men at GCHP (median age 34 vs. 32, respectively) and more likely to report having tested for HIV in the prior 12 months (Table 1). The majority (99%) of GCHP patients were HIV-negative compared with 87% at the STD clinic (Table 1). Men at the STD clinic more often reported NCCAI (29%) than men at GCHP (22%) but were also more likely to report not having anal sex in the prior year (11% vs. 1%, respectively). The proportion of men testing newly positive for HIV or bacterial STIs was significantly higher at the STD clinic compared with GCHP.

Trends in Serosorting Over Time

Figure 1 presents trends in sexual behavior among HIV-negative MSM ($N = 35,547$). At the STD clinic, the

TABLE 1. Demographic, Behavioral Characteristics, and HIV/STI Test Positivity of MSM Visits at the Public Health—Seattle & King County STD Clinic and Gay City Health Project 2002–2013, by Site (N = 49,912)

Characteristic	Total, N = 49,912	STD Clinic, N = 34,254	Gay City, N = 15,658	P
	N (%)	N (%)	N (%)	
Age, yrs				
<25	9593 (19)	6167 (18)	3426 (22)	<0.001
25–34	18,270 (37)	12,034 (35)	6236 (40)	
35–44	12,706 (25)	9140 (27)	3566 (23)	
≥45	9336 (19)	6912 (20)	2424 (15)	
Race/Ethnicity				
White, NH	34,275 (69)	23,728 (69)	10,547 (67)	<0.001
Black, NH	3127 (6)	2552 (7)	575 (4)	
Asian/Pacific Islander, NH	3823 (8)	2382 (7)	1441 (9)	
Other, NH	2952 (6)	1897 (6)	1055 (7)	
Hispanic	5735 (11)	3695 (11)	2040 (13)	
HIV status				
Negative	44,961 (91)	29,454 (87)	15,507 (99)	<0.001
Positive	4647 (9)	4496 (13)	151 (1)	
Ever used methamphetamine	8408 (17)	5986 (17)	2422 (15)	<0.001
Time since last HIV test				
Within 1 yr	23,742 (48)	17,083 (50)	6659 (43)	<0.001
1–2 yrs ago	5726 (11)	4095 (12)	1631 (10)	
>2 yrs ago	5391 (11)	4515 (13)	876 (6)	
Missing	15,053 (30)	8561 (25)	6492 (41)	
Number of male sex partners, past 12 months, mean (±SD)	12 (±41)	14 (±48)	8 (±18)	<0.001
Sexual behavior, past 12 mo				
Nonconcordant CAI	13,432 (27)	9964 (29)	3468 (22)	<0.001
Serosorting	17,502 (35)	10,778 (31)	6724 (43)	
Consistent condom use	15,097 (30)	9826 (29)	5271 (34)	
No anal sex	3881 (8)	3686 (11)	195 (1)	
HIV/STI test positivity at visit*				
HIV	823 (2.1)	595 (2.5)	228 (1.5)	<0.001
Rectal chlamydia	2000 (9)	1729 (10)	271 (8)	<0.001
Rectal gonorrhea	1620 (7)	1524 (8)	96 (3)	<0.001
Urethral chlamydia	1365 (5)	1280 (5)	85 (2)	<0.001
Urethral gonorrhea	1719 (7)	1706 (8)	13 (0.4)	<0.001
Early syphilis	951 (2)	876 (3)	75 (1)	<0.001

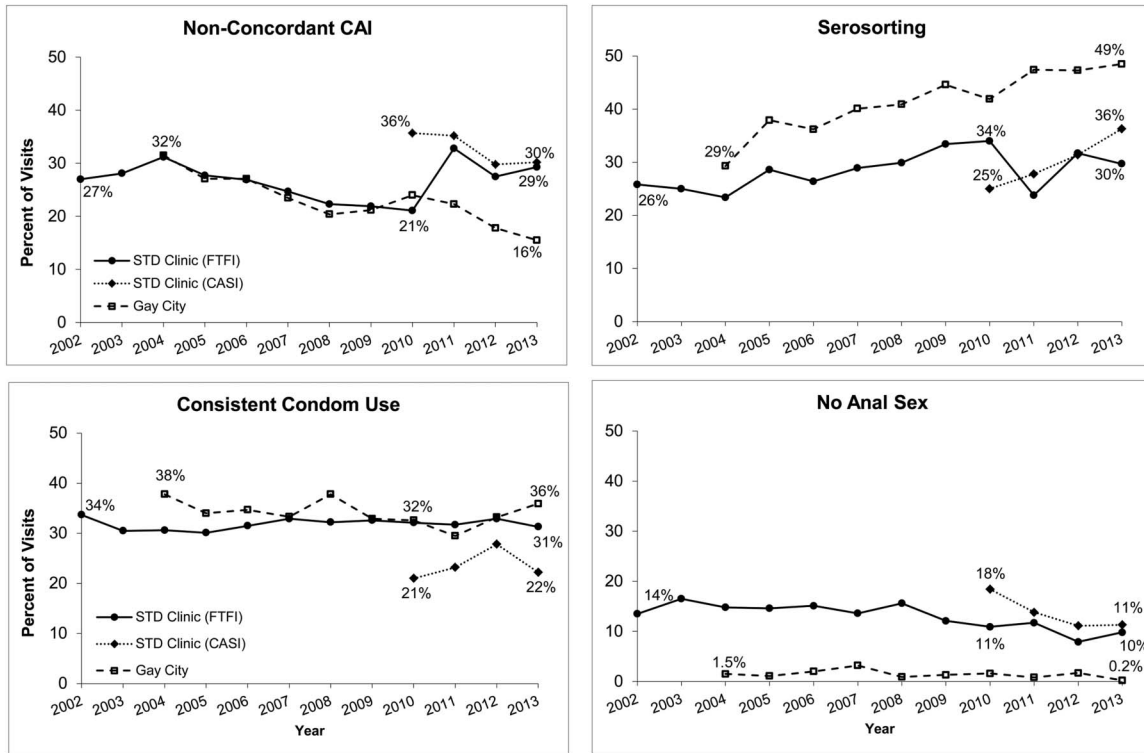
*Of those tested.

CAI, condomless anal intercourse; NH, non-Hispanic, SD, standard deviation.

proportion of visits where sexual behavior data were collected through CASI was 16%, 77%, 52%, and 82% for the years 2010–2013, respectively (all reported trends for the CASI only include the time period 2010–2013). The proportion of visits where HIV-negative MSM reported serosorting increased significantly over the study period at GCHP ($P < 0.001$) and at the STD clinic among men who completed an FTFI in 2002–2010 ($P = 0.001$) or a CASI ($P = 0.008$). NCCAI declined significantly at GCHP ($P < 0.001$), at the STD clinic in 2002–2010 ($P = 0.004$) and nonstatistically significantly among men completing a CASI ($P = 0.11$). The proportion reporting no anal sex declined somewhat at the STD clinic (FTFI 2002–2010: $P = 0.09$; CASI: $P = 0.09$) but consistent condom use remained relatively stable (FTFI 2002–2010: $P = 0.57$; CASI: $P = 0.64$).

At GCHP, there were no significant linear decreases in the proportion reporting consistent condom use ($P = 0.25$) or no anal sex ($P = 0.24$).

Among HIV-positive MSM at the STD clinic (N = 3460 visits; Fig. 2), serosorting significantly increased among men who completed an FTFI 2002–2010 ($P = 0.001$), and nonstatistically significantly increased among men who completed a CASI ($P = 0.35$). Consistent condom use (FTFI 2002–2010: $P = 0.11$; CASI: $P = 0.68$) and no anal sex (FTFI 2002–2010: $P = 0.01$; CASI: $P = 0.06$) declined, though in some instances these changes were not statistically significant. NCCAI reported through FTFI significantly decreased in 2002–2010 ($P = 0.002$) but did not decline among men who completed a CASI ($P = 0.76$). During the study period, the proportion of HIV-positive MSM at the STD clinic who



CAI, condomless anal intercourse; CASI, computer-assisted self-interview; FTFI, face-to-face interview

FIGURE 1. Secular trends in sexual behavior reported at the first visit in a calendar year by HIV-negative MSM attending the Public Health—Seattle & King County STD clinic and Gay City Health Project 2002–2013, by site and method of data collection (N = 35,547).

self-reported being on ART increased from 50% to 83% ($P < 0.001$); this increase was similar for all HIV-positive MSM regardless of reported sexual behavior (data not shown).

Among HIV-negative men at the STD clinic and GCHP who reported NCCAI from 2002 to 2013 (N = 11,536), insertive NCCAI increased significantly (26%–34%; $P = 0.001$) while receptive NCCAI decreased significantly (67%–60%; $P = 0.02$). The proportion reporting condom seropositioning was stable (7%–7%; $P = 0.15$). Using the entire population of HIV-negative MSM as a denominator (N = 44,961), the comparable proportions were 6%–7%, 17%–13%, and 2%–2%, respectively.

Association Between Sexual Behavior and HIV/STIs

Men tested newly positive for HIV at 823 (2.1%) of 38,845 clinic visits (Table 2). Men who reported serosorting in the prior 12 months had a 47% lower prevalence of testing newly positive for HIV, relative to men reporting NCCAI [adjusted PR (aPR) = 0.53; 95% confidence interval (CI): 0.45 to 0.64], but a 2-fold higher prevalence of testing positive for HIV compared with men who did not have CAI (aPR = 1.98; 95% CI: 1.61 to 2.44). Compared to men who reported NCCAI, HIV-negative men who reported serosorting had a 24% lower prevalence of early syphilis (aPR = 0.76; 95% CI: 0.62 to 0.92) but a similar prevalence of urethral and rectal gonorrhea/chlamydia. Among HIV-positive men, syph-

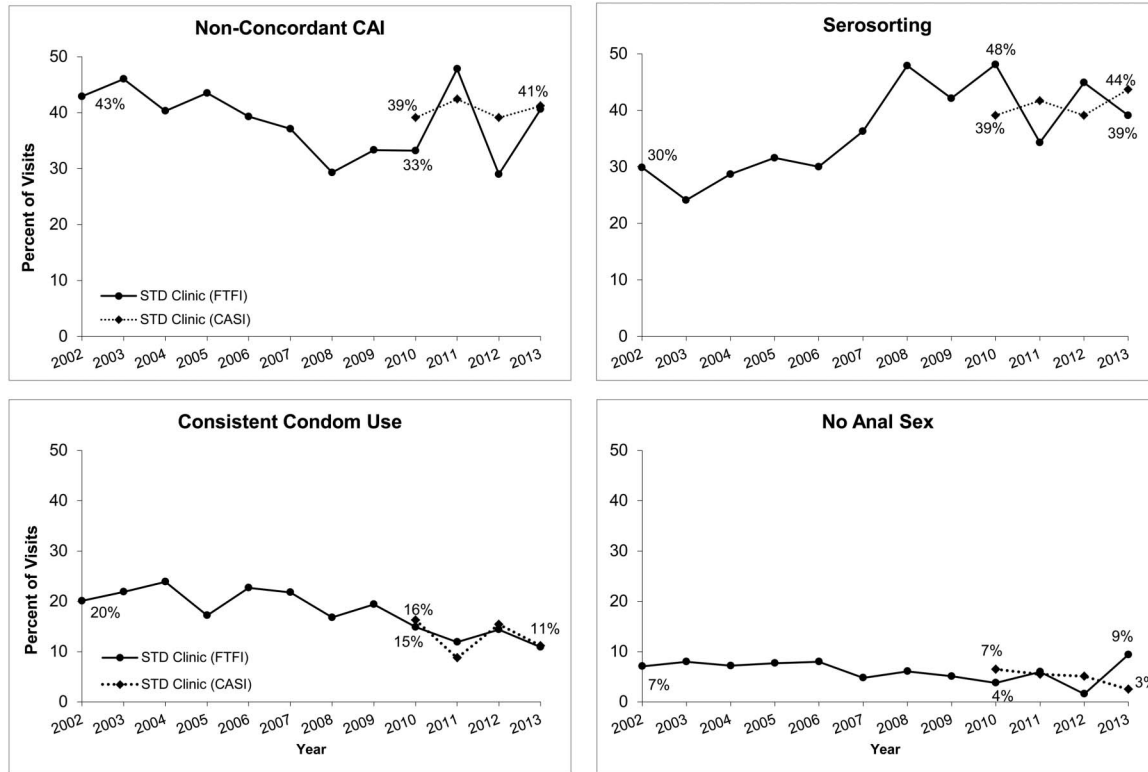
ilis prevalence was similar for HIV-positive serosorters compared with those who reported NCCAI (aPR = 1.02; 95% CI: 0.81 to 1.30). Serosorting was associated with a significantly higher prevalence of each bacterial STI relative to no CAI for both HIV-negative and HIV-positive men.

Change in the Risk of HIV Associated With Serosorting

From 2002 to 2013, the proportion of men testing newly positive for HIV declined overall from 3.5% to 1.4%. Adjusting for time since last HIV test, we observed declines in the proportion of men testing newly positive for HIV among men who reported NCCAI ($P = 0.02$), serosorting ($P = 0.14$) and no CAI ($P = 0.01$) (Fig. 3).

DISCUSSION

In this study of nearly 50,000 clinic visits made by MSM over a 12-year period, the proportion of HIV-negative and HIV-positive men who reported serosorting increased substantially, whereas the proportion of HIV-negative men who reported NCCAI declined. Moreover, among HIV-negative men who reported NCCAI, there was a shift toward a larger proportion reporting only insertive NCCAI and a decline in receptive NCCAI. Concurrent with this shift in behavior, the proportion of men testing newly positive for HIV declined for all men regardless of reported sexual



CAI, condomless anal intercourse; CASI, computer-assisted self-interview; FTFI, face-to-face interview

FIGURE 2. Secular trends in sexual behavior reported at the first visit in a calendar year by HIV-positive MSM attending the Public Health—Seattle & King County STD clinic 2002–2013, by method of data collection (N = 3460).

behavior. These sentinel surveillance findings suggest that Seattle’s MSM population has changed its behavior over the last 12 years to adopt what are generally safer behaviors and that this change in behavior is parallel with a decline in this population’s HIV test positivity.

Our findings extend previously observed trends among STD clinic patients in Seattle¹⁰ and indicate that serosorting is the most commonly practiced sexual behavior among MSM

at these testing sites. Concurrent with increases in serosorting among HIV-negative MSM, we observed declines in NCCAI and a fairly constant proportion who reported consistent condom use or no anal sex. Taken together, these data suggest that, among HIV-negative MSM, the increase in serosorting likely resulted from a shift in behavior away from NCCAI. Although the change in data collection method at the STD clinic in 2010 and the serial cross-sectional nature of our data

TABLE 2. Association Between Serosorting and Testing Newly Positive for HIV and Bacterial STIs Among MSM attending the Public Health—Seattle & King County STD Clinic and Gay City Health Project 2002–2013

	NCCAI, n/N (%) [*]	Serosorting, n/N (%) [*]	No CAI, n/N (%) [*]	aPR (95% CI) [†] , Serosorting vs. NCCAI	aPR (95% CI) [†] , Serosorting vs. No CAI
HIV-Negative MSM					
HIV	421/10,035 (4.2)	255/13,768 (1.9)	147/15,042 (1.0)	0.53 (0.45–0.62)	1.98 (1.61–2.44)
Urethral CT/GC	745/6078 (12.3)	822/8386 (9.8)	665/9436 (7.1)	0.89 (0.80–0.99)	1.48 (1.33–1.65)
Rectal CT/GC	832/5618 (14.8)	1142/7661 (14.9)	504/5895 (8.6)	1.02 (0.93–1.11)	1.72 (1.54–1.91)
Early syphilis	262/10,767 (2.4)	202/14,525 (1.4)	129/16,286 (0.8)	0.76 (0.62–0.92)	1.98 (1.56–2.52)
HIV-Positive MSM					
Urethral CT/GC	236/1277 (18.5)	268/1390 (19.3)	102/689 (14.8)	1.22 (1.02–1.45)	1.36 (1.11–1.73)
Rectal CT/GC	357/1390 (25.7)	292/1220 (23.9)	87/480 (18.1)	0.91 (0.80–1.05)	1.27 (1.00–1.62)
Early syphilis	148/1717 (8.6)	143/1642 (9.0)	53/923 (5.7)	1.02 (0.81–1.30)	1.40 (1.02–1.92)

^{*}n/N = number who tested positive out of the total number tested for each behavior.

[†]HIV models adjusted for age, race, time since last HIV test, number of male sex partners in the past 12 months, methamphetamine use, clinic location, and year of visit. STI models adjusted for age, race, number of male sex partners in the past 12 months, methamphetamine use, clinic location, and year of visit.

Statistically significant values are presented in bold.

aPR, adjusted prevalence ratio; CI, confidence interval; NCCAI, non-concordant condomless anal intercourse; CAI, condomless anal intercourse; CT, chlamydia; GC, gonorrhea.

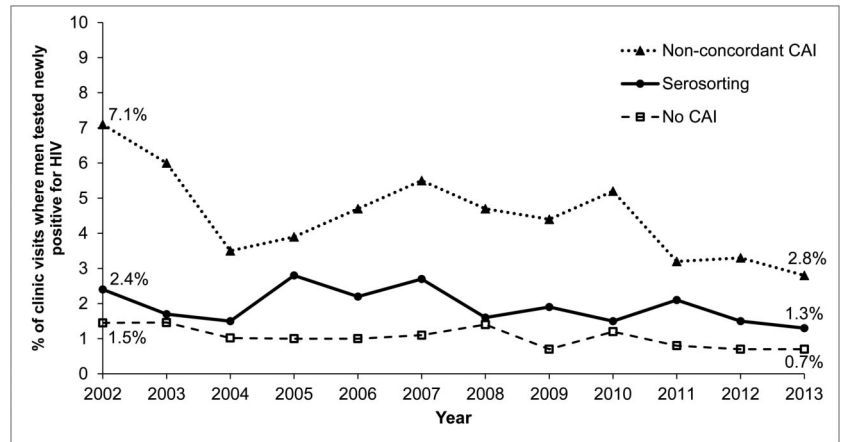


FIGURE 3. Secular trends in HIV test positivity among HIV-negative MSM attendees of the Public Health—Seattle & King County STD clinic and Gay City Health Project 2002–2013, by reported sexual behavior (N = 38,845).

CAI; Condomless anal intercourse

limits our ability to draw this conclusion with certainty, there are 2 explanations for the data, which substantiate our interpretations. First, FTFI data through 2010 demonstrate steady increases in serosorting and decreases in NCCAI, which parallels CASI data collected after 2010. Although FTFI data collected after 2010 show inconsistent trends, these data were collected from a subset of MSM who were dissimilar from the larger clinic population in that the majority of men completed a CASI during that time. Second, data from GCHP, where the method of data collection did not change, show steady trends throughout the study period that are similar in magnitude to the STD clinic.

Behavioral trends among HIV-positive men were somewhat dissimilar to those among HIV-negative MSM. Among HIV-positive MSM, there is some suggestion that NCCAI may have increased after 2008, a change that cannot be completely explained by the change in data collection method which occurred in 2010. Unlike among HIV-negative men, we noted relatively large declines in the proportion of HIV-positive men reporting consistent condom use and no anal sex. The reason for these trends among HIV-positive men is unclear but may reflect risk compensation in an era of highly effective and widespread ART use or more accurate reporting over the course of the study period (ie, declines in social desirability bias over time).

Similar to previous studies of sero-adaptive behaviors and HIV risk,^{5,16,17,29} we found that serosorting was associated with a 2-fold higher prevalence of testing newly HIV positive compared with no CAI, but a 50% lower prevalence of testing newly HIV positive compared with NCCAI. Thus, our results lend support to public health messaging that promotes consistent condom use as the best risk reduction strategy.³⁰ At the same time, it is likely that for populations of MSM where HIV testing is common and HIV status disclosure is high, serosorting is an effective HIV prevention strategy among MSM for whom consistent condom use is not achievable. Clinicians and counselors should consider discussing serosorting with their MSM patients who do not consistently use condoms as a potential strategy to be incorporated in a comprehensive HIV risk-reduction plan.

Although in no way definitive, we believe that our findings are consistent with the hypothesis that changes in the population’s sexual behavior contributed to a decline in new HIV diagnoses. During the 12-year study period, we found that the prevalence of testing newly positive for HIV declined for all MSM. Though the largest absolute reduction in HIV test positivity (7.1%–2.8%) occurred among men reporting NCCAI, the group with the highest risk of HIV infection, the relative reduction in risk was roughly similar across risk groups, varying from 46% among men who serosorted to 61% among men who engaged in NCCAI. These declines may be due to several factors, including an increase in the proportion of HIV-infected MSM in King County who were virologically suppressed³¹ or the increase in HIV testing frequency²¹ during this period. Regardless of the reason for behavior-specific declines, the large shift in the population’s behavior from NCCAI to serosorting is a compelling factor to consider in the overall decrease in HIV test positivity that we observed.

Our findings lend some support to the idea that serosorting may increase the risk of STIs other than HIV. Compared with men who do not engage in CAI, HIV-negative and HIV-positive serosorters had an approximately 30%–100% higher prevalence of all bacterial STIs, a finding that is similar to studies in Chicago, San Francisco, and Australia.^{12,19,20} At the population-level, the increase in serosorting we observed occurred concurrently with a nearly 3-fold increase in the rate of early syphilis among HIV-positive MSM in King County between 2001 and 2013.³² This ecological association does not definitively implicate serosorting among HIV-positive MSM as a cause of these rising syphilis rates. However, significant decreases in consistent condom use and no anal sex during the same period, coupled with the higher prevalence of syphilis among serosorters compared with men who did not have CAI (aPR = 1.4; 95% CI: 1.1 to 1.7), support the hypothesis that increases in serosorting may have contributed to the current syphilis epidemic among HIV-positive MSM in Seattle. However, the magnitude of this contribution is uncertain.

This study has a number of strengths. To our knowledge, this is the largest study of serosorting trends in the United States and covers a longer period of time than prior studies. It included 2 MSM populations with different HIV risk profiles. The 2 clinical/testing sites have collected sexual behavior data systematically since the early 2000s and together diagnosed nearly 40% of all new HIV infections among MSM in King County, Washington. We were also able to obtain HIV and STI outcome data, biological measures of serosorting's impact. Our data are also subject to some important limitations. First, this is a cross-sectional study and it is not known if reported behaviors preceded or followed the acquisition of HIV and STIs. Second, we cannot say with certainty if the changes in behaviors we observed reflect true changes in the population's behavior or changes in the composition of the populations from which we collected data. Third, the initiation of the CASI at the STD clinic in 2010 limited our ability to understand how sexual behavior trends truly changed at the clinic. Fourth, our findings are subject to social desirability bias and recall bias. Fifth, multivariable models were adjusted for confounders but imperfect measurement of these factors may have resulted in residual confounding. Sixth, these data represent reported sexual history and do not include behavioral intent; therefore, it is unclear if MSM whose sexual behaviors were consistent with serosorting intended to engage in this behavior as an explicit HIV risk-reducing strategy. Finally, these data are specific to men attending an STD clinic and an HIV/STI testing center in Seattle, and it is not known how these findings may extend to populations outside testing centers or outside Seattle.

In conclusion, we observed significant increases in serosorting, concurrent with declines in NCCAI among Seattle MSM. Given the protective effect of serosorting relative to NCCAI, our findings suggest that serosorting may have contributed to overall declines in HIV incidence in Seattle and highlight how the behavior, though not ideal from a public health perspective, represents a step toward greater safety for some men.

ACKNOWLEDGMENTS

The authors thank the Public Health—Seattle & King County STD staff, clinicians, and disease investigation specialists, and the staff and volunteers at Gay City Health Project. We also thank Julia Hood and Susan Buskin for their contributions to the analysis.

REFERENCES

- Dawson JM, Fitzpatrick RM, Reeves G, et al. Awareness of sexual partners' HIV status as an influence upon high-risk sexual behaviour among gay men. *AIDS*. 1994;8:837–841.
- Marks G, Crepaz N. HIV-positive men's sexual practices in the context of self-disclosure of HIV status. *J Acquir Immune Defic Syndr*. 2001;27:79–85.
- Hoff CC, Stall R, Paul J, et al. Differences in sexual behavior among HIV discordant and concordant gay men in primary relationships. *J Acquir Immune Defic Syndr*. 1997;14:72–78.
- Locicero S, Jeannin A, Dubois-Arber F. Men having sex with men serosorting with casual partners: who, how much, and what risk factors in Switzerland, 2007–2009. *BMC Public Health*. 2013;13:839.
- Vallabhaneni S, Li X, Vittinghoff E, et al. Seroadaptive practices: association with HIV acquisition among HIV-negative men who have sex with men. *PLoS One*. 2012;7:e45718.
- Velter A, Bouyssou-Michel A, Arnaud A, et al. Do men who have sex with men use serosorting with casual partners in France? Results of a nationwide survey (ANRS-EN17-Pressé Gay 2004). *Euro Surveill*. 2009;14(47). pii: 19416.
- Fendrich M, Mackesy-Amiti ME, Johnson TP, et al. Sexual risk behavior and drug use in 2 Chicago samples of men who have sex with men: 1997 vs. 2002. *J Urban Health*. 2010;87:452–466.
- Snowden JM, Raymond HF, McFarland W. Seroadaptive behaviours among men who have sex with men in San Francisco: the situation in 2008. *Sex Transm Infect*. 2011;87:162–164.
- Snowden JM, Wei C, McFarland W, et al. Prevalence, correlates and trends in seroadaptive behaviours among men who have sex with men from serial cross-sectional surveillance in San Francisco, 2004–2011. *Sex Transm Infect*. 2014;90:498–504.
- Golden MR, Stekler J, Hughes JP, et al. HIV serosorting in men who have sex with men: is it safe? *J Acquir Immune Defic Syndr*. 2008;49:212–218.
- Mao L, Crawford JM, Hospers HJ, et al. “Serosorting” in casual anal sex of HIV-negative gay men is noteworthy and is increasing in Sydney, Australia. *AIDS*. 2006;20:1204–1206.
- Truong HM, Kellogg T, Klausner JD, et al. Increases in sexually transmitted infections and sexual risk behaviour without a concurrent increase in HIV incidence among men who have sex with men in San Francisco: a suggestion of HIV serosorting? *Sex Transm Infect*. 2006;82:461–466.
- Cassels S, Menza TW, Goodreau SM, et al. HIV serosorting as a harm reduction strategy: evidence from Seattle, Washington. *AIDS*. 2009;23:2497–2506.
- Wilson DP, Regan DG, Heymer KJ, et al. Serosorting may increase the risk of HIV acquisition among men who have sex with men. *Sex Transm Dis*. 2010;37:13–17.
- Heymer KJ, Wilson DP. Available evidence does not support serosorting as an HIV risk reduction strategy. *AIDS*. 2010;24:935–936; author reply 936–938.
- Jin F, Crawford J, Prestage GP, et al. Unprotected anal intercourse, risk reduction behaviours, and subsequent HIV infection in a cohort of homosexual men. *AIDS*. 2009;23:243–252.
- Philip SS, Yu X, Donnell D, et al. Serosorting is associated with a decreased risk of HIV seroconversion in the EXPLORE Study Cohort. *PLoS One*. 2010;5(9). pii: e12662.
- Golden MR, Dombrowski JC, Kerani RP, et al. Failure of serosorting to protect African American men who have sex with men from HIV infection. *Sex Transm Dis*. 2012;39:659–664.
- Jin F, Prestage GP, Templeton DJ, et al. The impact of HIV seroadaptive behaviors on sexually transmissible infections in HIV-negative homosexual men in Sydney, Australia. *Sex Transm Dis*. 2012;39:191–194.
- Hotton AL, Gratzner B, Mehta SD. Association between serosorting and bacterial sexually transmitted infection among HIV-negative men who have sex with men at an urban lesbian, gay, bisexual, and transgender health center. *Sex Transm Dis*. 2012;39:959–964.
- Katz DA, Dombrowski JC, Swanson F, et al. HIV intertest interval among MSM in King County, Washington. *Sex Transm Infect*. 2013;89:32–37.
- Vittinghoff E, Douglas J, Judson F, et al. Per-contact risk of human immunodeficiency virus transmission between male sexual partners. *Am J Epidemiol*. 1999;150:306–311.
- Menza TW, Hughes JP, Celum CL, et al. Prediction of HIV acquisition among men who have sex with men. *Sex Transm Dis*. 2009;36:547–555.
- Stekler J, Maenza J, Stevens CE, et al. Screening for acute HIV infection: lessons learned. *Clin Infect Dis*. 2007;44:459–461.
- Stekler J, Swenson PD, Wood RW, et al. Targeted screening for primary HIV infection through pooled HIV-RNA testing in men who have sex with men. *AIDS*. 2005;19:1323–1325.
- Stekler JD, Baldwin HD, Louella MW, et al. ru2hot?: a public health education campaign for men who have sex with men to increase

- awareness of symptoms of acute HIV infection. *Sex Transm Infect.* 2013; 89:409–414.
27. Stekler JD, Swenson PD, Coombs RW, et al. HIV testing in a high-incidence population: is antibody testing alone good enough? *Clin Infect Dis.* 2009;49:444–453.
 28. Liang KY, Zeger SL. Longitudinal data analysis using generalized linear models. *Biometrika.* 1986;73:13–22.
 29. van den Boom W, Stolte I, Sandfort T, et al. Serosorting and sexual risk behaviour according to different casual partnership types among MSM: the study of one-night stands and sex buddies. *AIDS Care.* 2012;24: 167–173.
 30. Centers for Disease Control and Prevention. *Serosorting Among Gay, Bisexual and Other Men Who Have Sex with Men.* 2011. Available at: <http://www.cdc.gov/msmhealth/Serosorting.htm>. Accessed October 12, 2013.
 31. Buskin SE, Bennett AB, Dombrowski JC, et al. Increasing viral suppression and declining HIV/AIDS and mortality in the era of expanded treatment. Paper presented at: CROI 2014; March 3–6, 2014; Boston, MA.
 32. Public Health—Seattle & King County. *2013 Sexually Transmitted Diseases Epidemiology Report.* 2014. Available at: <http://www.kingcounty.gov/healthservices/health/communicable/hiv/epi.aspx>. Accessed April 27, 2015.