




Cite this: *RSC Adv.*, 2018, 8, 22259

CuI nanoparticle-catalyzed synthesis of tetracyclic benzo[e]benzo[4,5]imidazo[1,2-c][1,3]thiazin-6-imine heterocycles by S_NAr -type C–S, C–N bond formation from isothiocyanatobenzenes and benzimidazoles†

Xiaolong Guo,  Luyao Wang,* Jing Hu and Mengmeng Zhang

Received 24th March 2018
Accepted 4th June 2018

DOI: 10.1039/c8ra02552e

rsc.li/rsc-advances

In this paper, a simple and practical synthesis of benzo[e]benzo[4,5]imidazo[1,2-c][1,3]thiazin-6-imine tetracyclic heterocycles *via* a CuI nanoparticle-catalyzed intramolecular C(sp²)–S coupling reaction is presented. This strategy provides a straightforward method for synthesizing analogs of the anti-HIV drug 3,4-dihydro-2*H*,6*H*-pyrimido[1,2-c][1,3]benzothiazin-6-imine (PD 404182). The reaction rate and yield were increased by employing CuI nanoparticles.

Introduction

A major challenge in organic synthesis and pharmaceutical chemistry is to develop novel synthetic methods for accessing analogs of biologically active heterocyclic compounds.

Benzo[1,3]thiazides and benzimidazoles are not only common in natural products but also important functional groups in many biologically active compounds. In particular, benzo[1,3]thiazides are widely used as sedatives, antibiotics, and cell growth inhibitors.¹ Due to their chemical and biological properties, the synthesis of various benzo[1,3]thiazine derivatives has been intensely studied.² On the other hand, benzimidazoles are important nitrogen heterocycles that are used in polymers and as enzyme inhibitors, drugs, and dyes.³ Some imidazo[2,1-*b*][1,3]thiazinones have shown promising antimicrobial activity against bacteria, yeast, and fungi (Fig. 1).⁴

A recent study found that 4-dihydro-2*H*,6*H*-pyrimido[1,2-*c*][1,3]benzothiazin-6-imine (PD 404182) was an effective anti-HIV and anti-HCV drug as well as having other therapeutic properties (Fig. 1).⁵ A structure–activity relationship (SAR) study on PD 404182 indicated that the 6-imino group and sulfur atom at the 7-position were essential for its activity.⁵

Despite many synthetic methods having been reported for the synthesis of 1,3-thiazines and benzimidazoles, to the best of our knowledge, the synthesis of compounds containing a 2-arylimino-1,3-thiazine unit fused to a benzimidazole core have not been reported. Thus, the synthesis of tetracyclic 2-

arylimino-1,3-thiazinobenzimidazoles is not only a synthetic challenge but also potentially of biological interest. In recent years, great advancements have been made in copper-catalyzed Ullmann-type coupling reactions for the formation of C(sp²)–X (X = C, N, O, S, *etc.*) bonds because of the high efficiency, low cost and good functional group tolerance of this reaction.⁷ In addition, one-pot cascade strategies for synthesizing various fused heterocyclic compounds based on copper-catalyzed reactions are attracting more attention.⁸ Since nanoparticles have a larger specific surface area and greater number of active sites per unit area, copper iodide nanoparticles (CuI NPs) can react more rapidly, which allows better control and improves the yield of organic reactions.⁹ In view of the above advantages, using CuI NPs and 1,10-phenanthroline as the catalytic system, we intend to develop a simple and effective method for the synthesis of the tetracyclic heterocyclic system containing benzimidazole, benzothiazole and imino groups, benzo[e]benzo[4,5]imidazo[1,2-*c*][1,3]thiazin-6-imine.

Although a few preparation methods have been reported, most of them have limitations such as low product yields, harsh reaction conditions, poor reaction scope and requiring conventional multistep protocols (Scheme 1). Ohno¹⁰ reported improvements were observed by using a bromoarene scaffold and substituted isothiocyanates as the starting materials in an intramolecular S_NAr to form a C(sp²)–S bond. Regrettably, this

Department of Chemistry, Capital Normal University, Beijing 100048, China. E-mail: xdwly@163.com

† Electronic supplementary information (ESI) available: NMR spectra. CCDC 1818722. XRD spectra and SEM image of CuI NPs. For ESI and crystallographic data in CIF or other electronic format see DOI: 10.1039/c8ra02552e

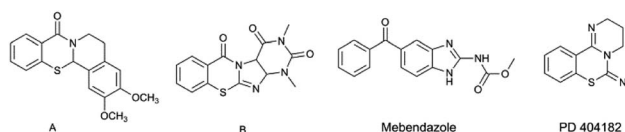
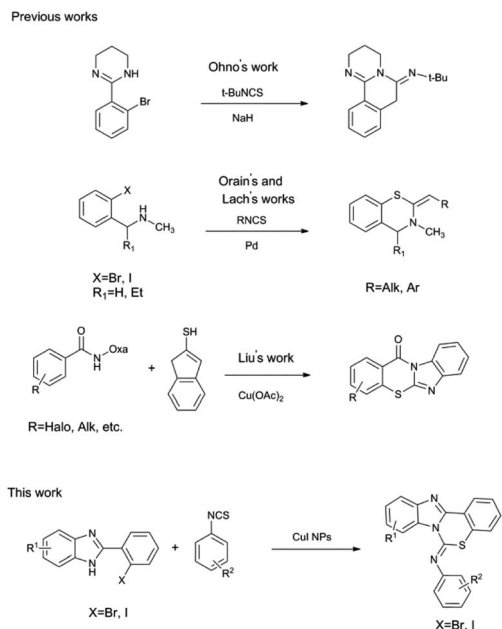


Fig. 1 Examples of bioactive benzo[1,3]thiazides and benzimidazoles.





Scheme 1 Various strategies for the synthesis of 3,4-dihydro-2H-1,3-benzothiazine-2-imine.

method only tolerated substrates with σ - or π -acceptors in the *ortho* position, and the substituent at the C2 imine position had to be a *tert*-butyl moiety. The Orain group¹¹ and the Lach group¹² separately reported syntheses of 3,4-dihydro-2H-1,3-benzothiazine-2-imines from 2-halo-*N*-methyl benzylamine derivatives and substituted isothiocyanates. In this process, the key C–S bond was generated by a regioselective intramolecular Pd-catalyzed cyclization between a thiourea moiety and a haloarene. Although the method can be used to introduce different substituents at the C2 imine position, N1 in these reactions is not present in the final aromatic system. Liu and co-workers¹³ developed an efficient Cu-catalyzed tandem C(sp²)-H sulfenylation and annulation of arenes with 2-mercaptoimidazoles to provide fused imidazo[2,1-*b*][1,3]thiazinones. With this method, N1 is present in the aromatic system, but the C2 imine moiety is also in the imidazole ring system. It was therefore necessary to develop a highly efficient one-pot method for the synthesis of benzo[1,3]thiazin-6-imine derivatives in which N1 is present in the aromatic system and various substituents are tolerated at the C2 imine sites.

Herein, we propose a simple route that employs benzyl or aryl isothiocyanate and 2-(2-halophenyl)-1H-benzo[*d*]imidazole as substrates. The benzo[*e*]benzo[4,5]imidazo[1,2-*c*][1,3]thiazin-6-imine was synthesized by an Ullmann-type coupling with CuI NPs to form the C(sp²)-S bonds.

Results and discussion

To investigate the proposed CuI nanoparticle-catalyzed C(sp²)-S bond formation protocol, we selected 2-(2-iodophenyl)-1H-benzo[*d*]imidazole and isothiocyanatobenzene as model substrates to optimize the reaction conditions, including catalysts, bases and solvents; the reactions were conducted at reflux

under air, and the reaction time was maintained at 6 h (Table 1). Only a trace amount of the desired product was detected in the absence of catalysts (entry 1); therefore, different catalysts (10 mol%) were investigated when using 2 equiv. of Cs₂CO₃ as the base, 1,10-phenanthroline as the ligand, and acetonitrile as the solvent (compare entries 2–7). CuI NPs were found to provide the highest yield (entry 7). Other solvents (DMF, toluene and DMSO) were also tested (compare entries 7–10), and acetonitrile gave the best result (entry 7). The effect of bases was investigated (compare entries 7 and 11–13), and Cs₂CO₃ was found to be a suitable base (entry 7). The amount of CuI NPs was changed (compare entries 7, 14 and 15), and although 20 mol% CuI NPs provided the highest yield (entry 15), the increase was relatively small. When the amount of ligand was increased to 20 mol%, the yield was 52%, which is almost the same as what was observed with 10 mol% (entry 19). To our surprise, when KI was added to the reaction as an additive, the yield improved significantly to 83% (entry 16), but when the additive was replaced with TBAI, the yield dropped (entry 17). Further, in the absence of ligand, the yield was only 22% (entry 18). The yield was the same when the reaction was conducted under an Ar atmosphere (entry 20).

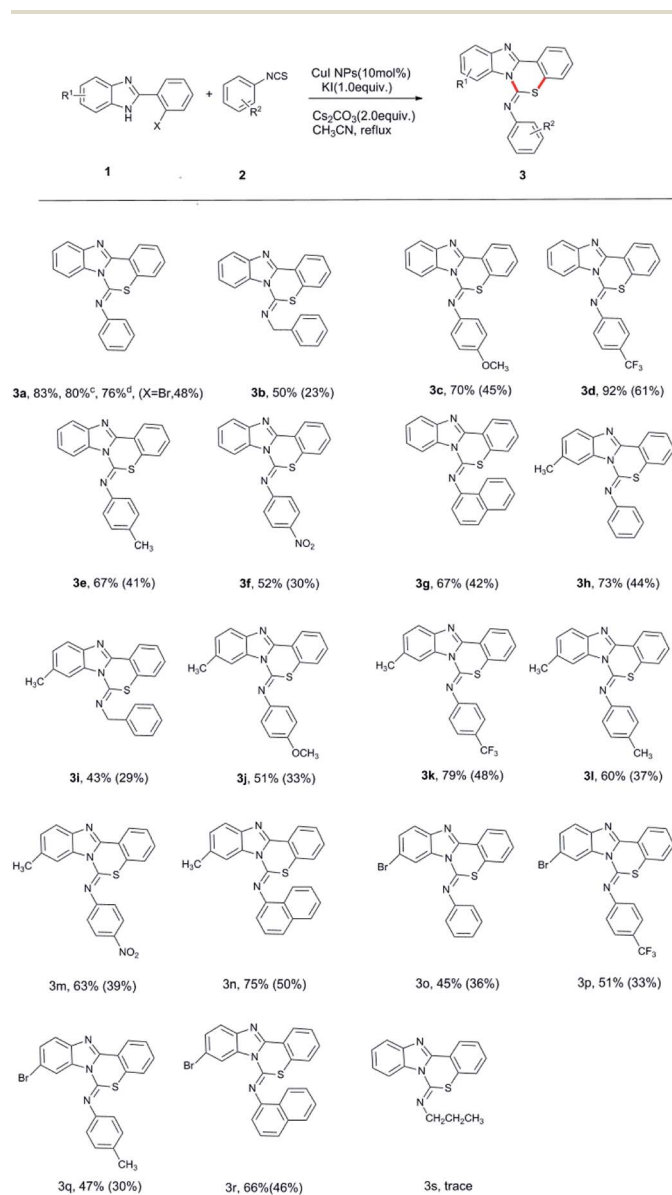
Table 1 Optimization of the reaction conditions^a

Entry	Cat. (mol%)	Solvent	Base	Additive	Yield (%) ^b
1		MeCN	Cs ₂ CO ₃		Trace
2	CuI (10)	MeCN	Cs ₂ CO ₃		38
3	Cu(OAc) ₂ (10)	MeCN	Cs ₂ CO ₃		34
4	CuSO ₄ (10)	MeCN	Cs ₂ CO ₃		13
5	Pd(OAc) ₂ (10)	MeCN	Cs ₂ CO ₃		31
6	NiCl ₂ (10)	MeCN	Cs ₂ CO ₃		Trace
7	CuI NPs (10)	MeCN	Cs ₂ CO ₃		51
8	CuI NPs (10)	DMF	Cs ₂ CO ₃		13
9	CuI NPs (10)	Toluene	Cs ₂ CO ₃		33
10	CuI NPs (10)	DMSO	Cs ₂ CO ₃		26
11	CuI NPs (10)	MeCN	K ₂ CO ₃		47
12	CuI NPs (10)	MeCN	Na ₃ PO ₄		46
13	CuI NPs (10)	MeCN	NaOAc		8
14	CuI NPs (5)	MeCN	Cs ₂ CO ₃		38
15	CuI NPs (20)	MeCN	Cs ₂ CO ₃		53
16	CuI NPs (10)	MeCN	Cs ₂ CO ₃	KI	83
17	CuI NPs (10)	MeCN	Cs ₂ CO ₃	TBAI ^c	61
18	CuI NPs (10)	MeCN	Cs ₂ CO ₃	KI	22 ^d
19	CuI NPs (10)	MeCN	Cs ₂ CO ₃		52 ^e
20	CuI NPs (10)	MeCN	Cs ₂ CO ₃	KI	82 ^f

^a Reaction conditions: under air, 2-(2-iodophenyl)-1H-benzo[*d*]imidazole (**1a**) (0.5 mmol), isothiocyanatobenzene (**2a**) (0.6 mmol), catalyst (0.05 mmol), ligand (0.05 mmol), additive (0.5 mmol), base (1 mmol), solvent (3 mL), reaction time (6 h), ligand = 1,10-phenanthroline. ^b Isolated yields. ^c TBAI = tetra-*n*-butylammonium iodide. ^d The reaction was performed without ligand. ^e The reaction was performed with ligand (0.10 mmol). ^f The reaction was performed under an atmosphere of Ar.

With the optimized conditions in hand, we started to explore the substrate scope of the reaction. Representative isothiocyanates (**1**) were chosen to react with typical 2-(2-halophenyl)-1*H*-benzo[*d*]imidazoles (**2**), and in all cases, the desired products were obtained in moderate to good yields. The reaction conditions and isolated yields are summarized in Scheme 2. The reaction proceeded smoothly with various electron-deficient and electron-rich isothiocyanates and benzo[*d*]imidazoles.

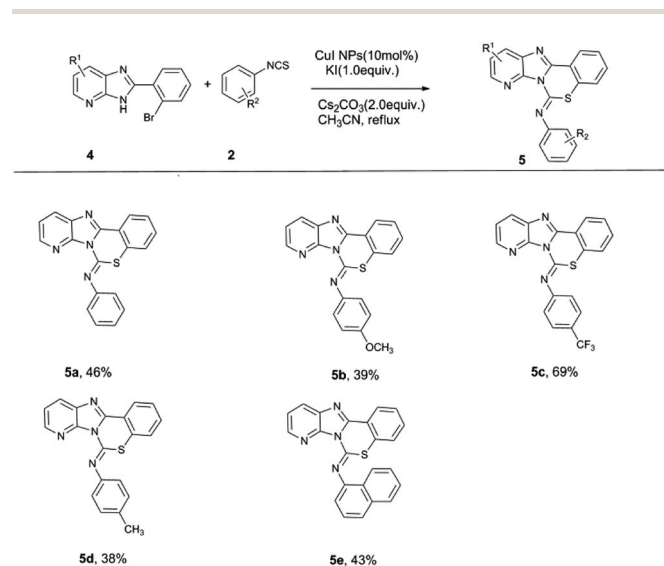
Compounds **1** and **2** bearing either an electron-donating group (EDG), such as a methyl or methoxy group, or an electron-withdrawing group (EWG), such as a bromo or



Scheme 2 CuI NP-catalyzed synthesis of benzo[*e*]benzo[4,5]imidazo[1,2-*c*][1,3]thiazin-6-imine derivatives. ^aReaction conditions: under air, **1** (0.5 mmol), **2** (0.6 mmol), CuI NPs (0.05 mmol), ligand (0.05 mmol), KI (0.5 mmol), Cs_2CO_3 (1 mmol), MeCN (3 mL), reaction time (6 h), ligand = 1,10-phenanthroline. ^bIsolated yields. ^cThe yield of using the first recovered CuI NPs. ^dThe yield of using the second recovered CuI NPs.

trifluoromethyl group, on the phenyl ring were well-tolerated in this reaction. From these results, when the benzimidazole moiety has an electron-donating substituent, the yield is generally higher than when an electron-withdrawing group is present; when a nitro group is present, the yield is almost zero, which may be due to the strong electron-withdrawing nature of the nitro groups since this greatly reduces the nucleophilicity of the nitrogen in the imidazole ring. Meanwhile, when the isothiocyanate moiety has an electron-withdrawing substituent, the yield is generally higher than when an electron-donating substituent is used. It is possible that the electron density of the $-\text{NCS}$ is reduced by the presence of an electron-withdrawing substituent, which favors nucleophilic attack. In addition, the yield of the reaction with the iodine-substituted benzimidazole substrate is significantly higher than that of the analogous bromine-substituted substrate. Finally, it was found that 1-naphthyl isothiocyanate could also participate in this reaction and smoothly gave the corresponding products. Unfortunately, these reaction conditions were not suitable for aliphatic isothiocyanates (propyl, cyclohexyl, allyl, *etc.*).

Imidazopyridine compounds are a class of nitrogen-containing fused heterocyclic compounds that have a wide range of applications in biomedicine, agriculture and the dye industry.¹⁴ Because of their structural similarities to indoles and azole indoles, imidazopyridines often have physiological activities, which are attracting more and more attention. Moreover, these compounds have a conjugated π -electron system, their aromatic heterocyclic pentacyclic systems have large dipole moments, and these compounds contain a certain number of nitrogen atoms that, when combined with the appropriate parent ring, enhance the selectivity of the drug. Hence, we further extended the scope of our methodology to include imidazopyridine analogs (Scheme 3). The reaction successfully provided the desired products with various isothiocyanates.



Scheme 3 CuI NP-catalyzed synthesis of benzo[*e*]pyrido[4,5]imidazo[1,2-*c*][1,3]thiazin-6-imine derivatives. ^aReaction conditions: under air, **4** (0.5 mmol), **2** (0.6 mmol), CuI NPs (0.05 mmol), ligand (0.05 mmol), KI (0.5 mmol), Cs_2CO_3 (1 mmol), MeCN (3 mL), reaction time (6 h), ligand = 1,10-phenanthroline. ^bIsolated yields.

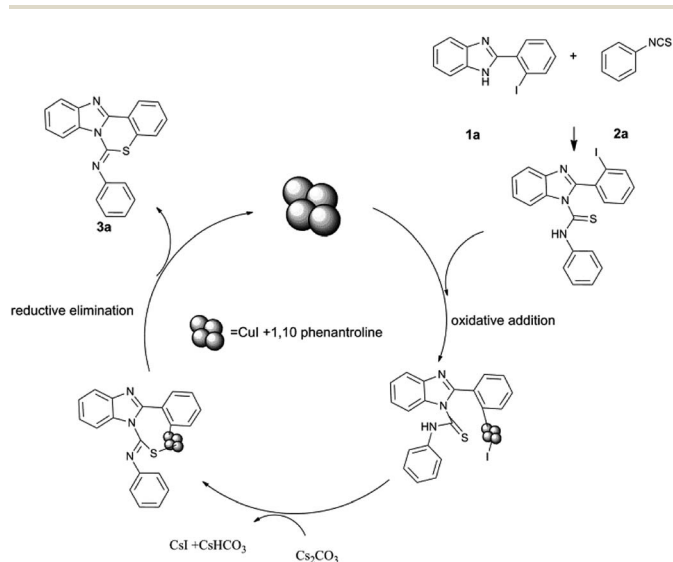
We recycled the CuI NPs to re-catalyze the reaction of substrates **1a** and **2a**. The yield of **3a** was 76% after two cycles, having no significant decrease (Scheme 2). We believe that this reaction has undergone a heterogeneous catalytic process.¹⁵ Further, we conducted a leaching experiment of the catalyst to verify whether the CuI NPs or the copper ions leached from the CuI NPs surface played a real catalytic role. First, we performed an AAS test on the organic phase of the reaction and found that the concentration of copper ions in the organic phase was only 14.8 mg L⁻¹. Then, according to the step of catalytically S_NAr-Type C–S, C–N bond formation with CuI NPs, it was allowed to react for 1 h, the catalyst in the reaction tube was removed by centrifugation, and allowed to continue reacting for 5 h. After the catalyst was removed by centrifugation, TLC showed that there was no further conversion to product, indicating that the reaction was not catalyzed by the copper ions in the solution, but a heterogeneous reaction occurred on the surface of the CuI NPs.

The proposed mechanism for the reaction using CuI NPs chelated to 1,10-phenanthroline is shown in Scheme 4. The reaction proceeds *via* nucleophilic addition of the amidine moiety of the benzo[*d*]imidazole to the isothiocyanate followed by an intramolecular S_NAr reaction of the resulting adduct; C–S coupling occurs by oxidative addition followed by reductive elimination. These processes are carried out on the nano copper surface. CuI nanoparticles have high catalytic activity due to their high surface area.

Experimental

General information

All reagents and solvents were used directly as received from commercial sources without further purification. Column chromatography was performed using silica gel (200–300 mesh size) with the indicated solvents. Thin-layer chromatography (TLC) was conducted with silica gel GF254 precoated plates (0.25 mm) and visualized with UV light. All ¹H NMR spectra were recorded on 600 MHz spectrometers, and the data are



Scheme 4 Plausible mechanism for the reaction of **1a** with **2a**.

reported in ppm using solvents as internal standards (CDCl₃ at 7.26 ppm, DMSO-d₆ at 2.50 ppm). All proton-decoupled ¹³C NMR spectra were recorded at 151 MHz, and the data are reported in ppm using solvents as internal standards (CDCl₃ at 77.2 ppm, DMSO-d₆ at 39.5 ppm). HRMS analyses of the compounds were conducted on a Thermo Q Exactive mass spectrometer using electrospray ionization in the positive ion mode. All the compounds were solid, and melting points were measured on a micromelting point apparatus. Powder X-ray diffraction (XRD) of the CuI NPs was carried out on a Philips diffractometer (X'pert Company) with monochromatized Cu K α radiation ($\lambda = 1.5406 \text{ \AA}$). Microscopic morphologies were visualized using an SEM (LEO 1455VP).

General procedure for the synthesis of benzo[*e*]benzo[4,5]imidazo[1,2-*c*][1,3]thiazin-6-imine derivatives

To a mixture of 2-(2-bromophenyl)-1*H*-benzo[*d*]imidazole or 2-(2-iodophenyl)-1*H*-benzo[*d*]imidazole (0.5 mmol, 1.0 equiv.) with KI (0.5 mmol, 1.0 equiv.), 1,10-phenanthroline (0.05 mmol, 10 mol%), CuI NPs (0.05 mmol, 10 mol%), and Cs₂CO₃ (1.0 mmol, 2.0 equiv.) in dry acetonitrile (3 mL) was added isothiocyanate (0.6 mmol, 1.2 equiv.) at room temperature. The reaction mixture was stirred at reflux for 6 h, and then, after the reaction appeared complete by TLC, it was quenched with H₂O. The aqueous layer was extracted with ethyl acetate (4 \times 10 mL). The combined organic layers were washed with water (3 \times 10 mL), dried over anhydrous Na₂SO₄, and concentrated. The crude product was purified by silica gel column chromatography with a gradient of 10–20% ethyl acetate in petroleum ether to obtain the desired product.

N-Phenyl-6*H*-benzo[*e*]benzo[4,5]imidazo[1,2-*c*][1,3]thiazin-6-imine (3a). Following the general procedure, the reaction between 2-(2-iodophenyl)-1*H*-benzo[*d*]imidazole (0.160 g, 0.5 mmol) and phenyl isothiocyanate (0.081 g, 0.6 mmol) provided 0.136 g (83%) of the title compound **3a** as a white solid. If the starting material is 2-(2-bromophenyl)-1*H*-benzo[*d*]imidazole (0.136 g, 0.5 mmol), the yield is 48%. Mp: 267–268 °C, ¹H NMR (600 MHz, CDCl₃): δ 8.71 (d, *J* = 8.1 Hz, 2H), 7.90 (d, *J* = 7.9 Hz, 1H), 7.52–7.38 (m, 6H), 7.28–7.19 (m, 3H), 7.07 (d, *J* = 7.3 Hz, 2H); ¹³C NMR (151 MHz, CDCl₃): δ 147.82, 146.97, 143.71, 132.51, 130.88, 129.61, 129.43, 127.88, 127.05, 125.40, 124.97, 124.93, 124.76, 121.32, 120.58, 119.43, 117.27; HRMS (Thermo Q Exactive): calcd for C₂₀H₁₃N₃S (M + H)⁺ 328.0903, found 328.0900.

N-Benzyl-6*H*-benzo[*e*]benzo[4,5]imidazo[1,2-*c*][1,3]thiazin-6-imine (3b). Following the general procedure, the reaction between 2-(2-iodophenyl)-1*H*-benzo[*d*]imidazole (0.160 g, 0.5 mmol) and benzyl isothiocyanate (0.090 g, 0.6 mmol) provided 0.084 g (50%) of the title compound **3b** as a light yellow solid. If the starting material is 2-(2-bromophenyl)-1*H*-benzo[*d*]imidazole (0.136 g, 0.5 mmol), the yield is 23%. Mp: 120–121 °C, ¹H NMR (600 MHz, CDCl₃): δ 8.74 (t, *J* = 8.7 Hz, 2H), 7.89 (d, *J* = 7.8 Hz, 1H), 7.54–7.51 (m, 2H), 7.49 (td, *J* = 7.6, 1.5 Hz, 1H), 7.47–7.43 (m, 2H), 7.40 (ddd, *J* = 15.4, 7.6, 1.4 Hz, 4H), 7.32 (t, *J* = 7.4 Hz, 1H), 4.82 (s, 2H); ¹³C NMR (151 MHz, CDCl₃): δ 142.03, 139.06, 133.46, 132.63, 130.75, 128.88, 128.58, 128.02, 127.53,

127.13, 127.04, 125.01, 124.84, 124.79, 121.90, 119.29, 117.21, 54.33; HRMS (Thermo Q Exactive): calcd for $C_{20}H_{13}N_3S$ ($M + H$)⁺ 328.0903, found 328.0900.

N-(4-Methoxyphenyl)-6H-benzo[e]benzo[4,5]imidazo[1,2-c][1,3]thiazin-6-imine (3c). Following the general procedure, the reaction between 2-(2-iodophenyl)-1H-benzo[d]imidazole (0.160 g, 0.5 mmol) and 1-isothiocyanato-4-methoxybenzene (0.099 g, 0.6 mmol) provided 0.125 g (70%) of the title compound **3c** as a white solid. If the starting material is 2-(2-bromophenyl)-1H-benzo[d]imidazole (0.136 g, 0.5 mmol), the yield is 45%. Mp: 247–248 °C, ¹H NMR (600 MHz, CDCl₃): δ 8.71 (d, *J* = 8.1 Hz, 2H), 7.90 (d, *J* = 7.9 Hz, 1H), 7.52–7.38 (m, 6H), 7.28–7.19 (m, 3H), 7.07 (d, *J* = 7.3 Hz, 2H); ¹³C NMR (151 MHz, CDCl₃): δ 157.05, 147.83, 143.70, 143.17, 140.14, 132.58, 130.82, 129.53, 127.84, 126.99, 125.30, 124.90, 124.78, 121.73, 121.46, 119.43, 117.27, 114.81, 55.50; HRMS (Thermo Q Exactive): calcd for $C_{21}H_{15}N_3OS$ ($M + H$)⁺ 358.1009, found 358.1008.

N-(4-Trifluoromethylphenyl)-6H-benzo[e]benzo[4,5]imidazo[1,2-c][1,3]thiazin-6-imine (3d). Following the general procedure, the reaction between 2-(2-iodophenyl)-1H-benzo[d]imidazole (0.160 g, 0.5 mmol) and 1-isothiocyanato-4-(trifluoromethyl)benzene (0.122 g, 0.6 mmol) provided 0.182 g (92%) of the title compound **3d** as a white solid. If the starting material is 2-(2-bromophenyl)-1H-benzo[d]imidazole (0.136 g, 0.5 mmol), the yield is 61%. Mp: 228–229 °C, ¹H NMR (600 MHz, CDCl₃): δ 8.73–8.70 (m, 1H), 8.67 (d, *J* = 8.2 Hz, 1H), 7.91 (d, *J* = 8.0 Hz, 1H), 7.72 (d, *J* = 8.3 Hz, 2H), 7.51 (t, *J* = 7.2 Hz, 1H), 7.48–7.43 (m, 3H), 7.25–7.22 (m, 1H), 7.17 (d, *J* = 8.2 Hz, 2H); ¹³C NMR (151 MHz, CDCl₃): δ 149.98, 147.71, 143.20, 132.36, 131.02, 128.79, 127.95, 127.34, 126.86, 125.61, 125.11, 124.72, 121.23, 120.97, 119.60, 117.16, 29.71; HRMS (Thermo Q Exactive): calcd for $C_{21}H_{12}F_3N_3S$ ($M + H$)⁺ 396.0777, found 396.0772.

N-(4-Methylphenyl)-6H-benzo[e]benzo[4,5]imidazo[1,2-c][1,3]thiazin-6-imine (3e). Following the general procedure, the reaction between 2-(2-iodophenyl)-1H-benzo[d]imidazole (0.160 g, 0.5 mmol) and 1-isothiocyanato-4-methylbenzene (0.089 g, 0.6 mmol) provided 0.114 g (67%) of the title compound **3e** as a white solid. If the starting material is 2-(2-bromophenyl)-1H-benzo[d]imidazole (0.136 g, 0.5 mmol), the yield is 41%. Mp: 241–242 °C, ¹H NMR (600 MHz, CDCl₃): δ 8.69 (ddd, *J* = 10.2, 9.4, 6.1 Hz, 2H), 7.89 (d, *J* = 7.9 Hz, 1H), 7.50–7.45 (m, 1H), 7.44–7.38 (m, 3H), 7.27 (d, *J* = 8.1 Hz, 2H), 7.23–7.19 (m, 1H), 7.00–6.95 (m, 2H), 2.41 (s, 3H); ¹³C NMR (151 MHz, CDCl₃): δ 147.88, 144.44, 143.48, 143.19, 134.57, 132.57, 130.81, 130.18, 129.52, 127.83, 126.98, 125.31, 124.90, 124.75, 121.43, 120.43, 119.43, 117.21, 21.09; HRMS (Thermo Q Exactive): calcd for $C_{21}H_{15}N_3S$ ($M + H$)⁺ 342.1059, found 342.1059.

N-(4-Nitrophenyl)-6H-benzo[e]benzo[4,5]imidazo[1,2-c][1,3]thiazin-6-imine (3f). Following the general procedure, the reaction between 2-(2-iodophenyl)-1H-benzo[d]imidazole (0.160 g, 0.5 mmol) and 1-isothiocyanato-4-nitrobenzene (0.108 g, 0.6 mmol) provided 0.096 g (35%) of the title compound **3f** as a yellow solid. If the starting material is 2-(2-bromophenyl)-1H-benzo[d]imidazole (0.136 g, 0.5 mmol), the yield is 30%. Mp: 297–298 °C, ¹H NMR (600 MHz, CDCl₃): δ 8.75–8.70 (m, 1H), 8.63 (d, *J* = 8.1 Hz, 1H), 8.37–8.33 (m, 2H), 7.91 (d, *J* = 8.0 Hz, 1H), 7.54–7.43 (m, 4H), 7.26–7.23 (m, 1H),

7.22–7.19 (m, 2H); ¹³C NMR (151 MHz, CDCl₃): δ 152.78, 147.61, 144.97, 144.81, 143.16, 132.23, 131.19, 128.34, 128.06, 127.60, 125.84, 125.62, 125.27, 124.72, 121.41, 121.11, 119.73, 116.99; HRMS (Thermo Q Exactive): calcd for $C_{20}H_{12}N_4O_2S$ ($M + H$)⁺ 373.0754, found 373.0753.

N-Naphthyl-6H-benzo[e]benzo[4,5]imidazo[1,2-c][1,3]thiazin-6-imine (3g). Following the general procedure, the reaction between 2-(2-iodophenyl)-1H-benzo[d]imidazole (0.160 g, 0.5 mmol) and 1-isothiocyanatonaphthalene (0.111 g, 0.6 mmol) provided 0.079 g (67%) of the title compound **3g** as a gray solid. If the starting material is 2-(2-bromophenyl)-1H-benzo[d]imidazole (0.136 g, 0.5 mmol), the yield is 42%. Mp: 274–275 °C, ¹H NMR (600 MHz, CDCl₃): δ 8.88 (d, *J* = 8.2 Hz, 1H), 8.74–8.68 (m, 1H), 8.01 (d, *J* = 8.5 Hz, 1H), 7.93 (dd, *J* = 13.8, 8.1 Hz, 2H), 7.76 (d, *J* = 8.3 Hz, 1H), 7.57–7.50 (m, 3H), 7.48–7.42 (m, 2H), 7.42–7.36 (m, 2H), 7.18 (dd, *J* = 7.2, 0.9 Hz, 1H), 7.14–7.11 (m, 1H); ¹³C NMR (151 MHz, CDCl₃): δ 147.88, 144.36, 143.26, 134.54, 132.70, 130.87, 129.48, 128.15, 127.89, 127.06, 126.61, 126.48, 126.07, 125.86, 125.50, 125.12, 125.09, 124.77, 123.17, 121.37, 119.57, 117.34, 115.36; HRMS (Thermo Q Exactive): calcd for $C_{24}H_{15}N_3S$ ($M + H$)⁺ 378.1059, found 378.1060.

N-Phenyl-9-methyl-6H-benzo[e]benzo[4,5]imidazo[1,2-c][1,3]thiazin-6-imine (3h). Following the general procedure, the reaction between 2-(2-iodophenyl)-6-methyl-1H-benzo[d]imidazole (0.167 g, 0.5 mmol) and phenyl isothiocyanate (0.081 g, 0.6 mmol) provided 0.123 g (73%) of the title compound **3h** as a pale yellow solid. If the starting material is 2-(2-bromophenyl)-6-methyl-1H-benzo[d]imidazole (0.143 g, 0.5 mmol), the yield is 44%. Mp: 233–235 °C, ¹H NMR (600 MHz, CDCl₃): δ 8.70 (ddd, *J* = 7.3, 6.6, 4.4 Hz, 1H), 8.54 (dd, *J* = 23.1, 4.6 Hz, 1H), 7.81–7.67 (m, 1H), 7.51–7.44 (m, 2H), 7.45–7.38 (m, 2H), 7.31 (dd, *J* = 8.2, 1.2 Hz, 0.5H), 7.28–7.23 (m, 1.5H), 7.23–7.18 (m, 1H), 7.12–7.04 (m, 2H), 2.54 (d, *J* = 4.2 Hz, 3H); ¹³C NMR (151 MHz, CDCl₃): δ 147.94, 147.54, 147.29, 147.26, 144.05, 143.78, 135.53, 135.45, 132.89, 130.90, 130.81, 130.74, 129.81, 129.79, 129.56, 129.39, 128.00, 127.88, 127.19, 127.05, 126.55, 125.07, 125.05, 124.91, 124.89, 121.68, 120.84, 119.46, 119.10, 117.31, 116.91, 29.89, 22.26, 21.87; HRMS (Thermo Q Exactive): calcd for $C_{20}H_{13}N_3S$ ($M + H$)⁺ 328.0903, found 328.0900.

N-Benzyl-9-methyl-6H-benzo[e]benzo[4,5]imidazo[1,2-c][1,3]thiazin-6-imine (3i). Following the general procedure, the reaction between 2-(2-iodophenyl)-6-methyl-1H-benzo[d]imidazole (0.167 g, 0.5 mmol) and benzyl isothiocyanate (0.090 g, 0.6 mmol) provided 0.074 g (26%) of the title compound **3i** as a pale yellow solid. If the starting material is 2-(2-bromophenyl)-6-methyl-1H-benzo[d]imidazole (0.143 g, 0.5 mmol), the yield is 29%. Mp: 116–117 °C, ¹H NMR (600 MHz, CDCl₃): δ 8.70 (dd, *J* = 17.4, 7.4 Hz, 1H), 8.60–8.55 (m, 1H), 7.78–7.64 (m, 1H), 7.56–7.50 (m, 2H), 7.49–7.40 (m, 4H), 7.39–7.35 (m, 1H), 7.34–7.30 (m, 1H), 7.27 (dd, *J* = 8.3, 1.2 Hz, 0.5H), 7.22 (d, *J* = 8.4 Hz, 0.5H), 4.83 (d, *J* = 18.7 Hz, 2H), 2.52 (d, *J* = 2.0 Hz, 3H); ¹³C NMR (151 MHz, CDCl₃): δ 139.35, 139.29, 135.15, 130.79, 130.70, 129.04, 128.74, 128.73, 128.14, 128.01, 127.70, 127.64, 127.28, 127.19, 126.67, 126.48, 124.97, 124.96, 119.29, 118.96, 117.33, 116.86, 54.44, 29.89, 29.55, 22.35, 21.84; HRMS (Thermo Q

Exactive): calcd for $C_{20}H_{13}N_3S$ ($M + H$)⁺ 328.0903, found 328.0900.

***N*-(4-Methoxyphenyl)-9-methyl-6*H*-benzo[*e*]benzo[4,5]imidazo[1,2-*c*][1,3]thiazin-6-imine (3j).** Following the general procedure, the reaction between 2-(2-iodophenyl)-6-methyl-1*H*-benzo[*d*]imidazole (0.167 g, 0.5 mmol) and 1-isothiocyanato-4-methoxybenzene (0.099 g, 0.6 mmol) provided 0.094 g (51%) of the title compound **3j** as a white solid. If the starting material is 2-(2-bromophenyl)-6-methyl-1*H*-benzo[*d*]imidazole (0.143 g, 0.5 mmol, 1.0 equiv.), the yield is 33%. Mp: 239–240 °C, ¹H NMR (600 MHz, CDCl₃): δ 8.69–8.62 (m, 1H), 8.56–8.49 (m, 1H), 7.78–7.63 (m, 1H), 7.43–7.36 (m, 2H), 7.29 (dd, *J* = 8.2, 1.2 Hz, 0.5H), 7.23 (dd, *J* = 8.4, 1.0 Hz, 0.5H), 7.21–7.17 (m, 1H), 7.05–6.98 (m, 4H), 3.87 (d, *J* = 3.4 Hz, 3H), 2.53 (s, 3H); ¹³C NMR (151 MHz, CDCl₃): δ 157.23, 157.20, 140.45, 140.41, 135.45, 135.39, 130.86, 130.77, 129.67, 129.50, 127.97, 127.85, 127.12, 126.98, 126.51, 124.92, 124.91, 121.97, 121.96, 119.41, 119.06, 117.30, 116.92, 115.02, 114.99, 55.72, 55.69, 22.26, 21.86; HRMS (Thermo Q Exactive): calcd for $C_{20}H_{13}N_3S$ ($M + H$)⁺ 328.0903, found 328.0900.

***N*-(4-Trifluoromethylphenyl)-9-methyl-6*H*-benzo[*e*]benzo[4,5]imidazo[1,2-*c*][1,3]thiazin-6-imine (3k).** Following the general procedure, the reaction between 2-(2-iodophenyl)-6-methyl-1*H*-benzo[*d*]imidazole (0.167 g, 0.5 mmol) and 1-isothiocyanato-4-(trifluoromethyl)benzene (0.122 g, 0.6 mmol) provided 0.157 g (77%) of the title compound **3k** as a white solid. If the starting material is 2-(2-bromophenyl)-6-methyl-1*H*-benzo[*d*]imidazole (0.161 g, 0.5 mmol), the yield is 48%. Mp: 259–260 °C, ¹H NMR (600 MHz, CDCl₃): δ 8.72 (d, *J* = 17.3 Hz, 1H), 8.54–8.44 (m, 1H), 7.82–7.69 (m, 3H), 7.48–7.41 (m, 2H), 7.33 (d, *J* = 8.3 Hz, 0.5H), 7.28–7.25 (m, 0.5H), 7.23 (ddd, *J* = 6.0, 4.3, 2.6 Hz, 1H), 7.18 (dd, *J* = 8.0, 5.5 Hz, 2H), 2.55 (d, *J* = 4.8 Hz, 3H); ¹³C NMR (151 MHz, CDCl₃): δ 135.80, 135.64, 131.05, 130.96, 128.77, 128.08, 127.96, 127.47, 127.26, 127.11, 127.09, 127.06, 126.69, 124.87, 124.85, 121.24, 119.64, 119.26, 117.23, 116.80, 22.27, 21.87; HRMS (Thermo Q Exactive): calcd for $C_{22}H_{14}F_3N_3S$ ($M + H$)⁺ 410.0933, found 410.0932.

***N*-(4-Methylphenyl)-9-methyl-6*H*-benzo[*e*]benzo[4,5]imidazo[1,2-*c*][1,3]thiazin-6-imine (3l).** Following the general procedure, the reaction between 2-(2-iodophenyl)-6-methyl-1*H*-benzo[*d*]imidazole (0.167 g, 0.5 mmol) and 1-isothiocyanato-4-methylbenzene (0.089 g, 0.6 mmol) provided 0.106 g (60%) of the title compound **3l** as a white solid. If the starting material is 2-(2-bromophenyl)-6-methyl-1*H*-benzo[*d*]imidazole (0.143 g, 0.5 mmol), the yield is 37%. Mp: 244–245 °C, ¹H NMR (600 MHz, CDCl₃): δ 8.70–8.63 (m, 1H), 8.57–8.50 (m, 1H), 7.78–7.65 (m, 1H), 7.42–7.36 (m, 2H), 7.31–7.27 (m, 2H), 7.27–7.22 (m, 1H), 7.21–7.16 (m, 1H), 7.02–6.92 (m, 2H), 2.53 (d, *J* = 3.5 Hz, 3H), 2.42 (d, *J* = 4.1 Hz, 3H); ¹³C NMR (151 MHz, CDCl₃): δ 135.43, 134.74, 134.71, 130.90, 130.80, 130.39, 130.36, 128.01, 127.88, 127.15, 127.01, 126.55, 124.91, 124.90, 120.66, 119.39, 119.04, 117.31, 116.92, 22.26, 21.87, 21.24; HRMS (Thermo Q Exactive): calcd for $C_{22}H_{17}N_3S$ ($M + H$)⁺ 356.1216, found 356.1217.

***N*-(4-Nitrophenyl)-9-methyl-6*H*-benzo[*e*]benzo[4,5]imidazo[1,2-*c*][1,3]thiazin-6-imine (3m).** Following the general procedure, the reaction between 2-(2-iodophenyl)-6-methyl-1*H*-benzo[*d*]imidazole (0.167 g, 0.5 mmol) and 1-isothiocyanato-4-

nitrobenzene (0.108 g, 0.6 mmol) provided 0.121 g (63%) of the title compound **3m** as a pale yellow solid. If the starting material is 2-(2-bromophenyl)-6-methyl-1*H*-benzo[*d*]imidazole (0.143 g, 0.5 mmol), the yield is 39%. Mp: 287–288 °C, ¹H NMR (600 MHz, CDCl₃): δ 8.69 (ddd, *J* = 13.7, 6.6, 3.3 Hz, 1H), 8.48–8.40 (m, 1H), 8.35 (dd, *J* = 8.8, 6.9 Hz, 2H), 7.80–7.67 (m, 1H), 7.49–7.43 (m, 2H), 7.29 (q, *J* = 8.4 Hz, 1H), 7.24–7.17 (m, 3H), 2.54 (d, *J* = 2.5 Hz, 3H); ¹³C NMR (151 MHz, CDCl₃): δ 153.11, 153.10, 147.76, 147.32, 145.26, 145.01, 144.98, 144.96, 143.63, 141.44, 136.07, 135.83, 132.62, 131.22, 131.13, 130.46, 128.50, 128.32, 128.18, 128.05, 127.73, 127.48, 126.84, 125.81, 125.80, 124.88, 124.86, 121.68, 121.66, 121.49, 121.40, 119.77, 119.38, 117.16, 116.73, 22.29, 21.89; HRMS (Thermo Q Exactive): calcd for $C_{21}H_{14}N_4O_2S$ ($M + H$)⁺ 387.0910, found 387.0909.

***N*-Naphthyl-9-methyl-6*H*-benzo[*e*]benzo[4,5]imidazo[1,2-*c*][1,3]thiazin-6-imine (3n).** Following the general procedure, the reaction between 2-(2-iodophenyl)-6-methyl-1*H*-benzo[*d*]imidazole (0.167 g, 0.5 mmol) and 1-isothiocyanatonaphthalene (0.111 g, 0.6 mmol) provided 0.146 g (75%) of the title compound **3n** as a gray solid. If the starting material is 2-(2-bromophenyl)-6-methyl-1*H*-benzo[*d*]imidazole (0.143 g, 0.5 mmol), the yield is 50%. Mp: 250–251 °C, ¹H NMR (600 MHz, CDCl₃): δ 8.76–8.67 (m, 2H), 8.01 (dd, *J* = 8.5, 3.8 Hz, 1H), 7.95–7.90 (m, 1H), 7.83–7.72 (m, 2H), 7.58–7.51 (m, 2H), 7.47–7.37 (m, 3H), 7.36–7.27 (m, 1H), 7.21–7.16 (m, 1H), 7.15–7.11 (m, 1H), 2.56 (d, *J* = 19.5 Hz, 3H); ¹³C NMR (151 MHz, CDCl₃): δ 143.53, 135.66, 134.73, 130.93, 130.89, 130.81, 129.60, 128.36, 128.33, 127.99, 127.89, 127.19, 127.16, 126.78, 126.73, 126.69, 126.25, 126.22, 126.10, 126.05, 125.20, 124.93, 123.42, 123.39, 119.60, 119.22, 117.40, 116.99, 115.65, 115.59, 22.30, 21.89; HRMS (Thermo Q Exactive): calcd for $C_{25}H_{17}N_3S$ ($M + H$)⁺ 392.1216, found 392.1214.

***N*-Phenyl-9-bromo-6*H*-benzo[*e*]benzo[4,5]imidazo[1,2-*c*][1,3]thiazin-6-imine (3o).** Following the general procedure, the reaction between 2-(2-iodophenyl)-6-bromo-1*H*-benzo[*d*]imidazole (0.199 g, 0.5 mmol) and phenyl isothiocyanate (0.081 g, 0.6 mmol) provided 0.097 g (45%) of the title compound **3o** as a white solid. If the starting material is 2-(2-bromophenyl)-6-bromo-1*H*-benzo[*d*]imidazole (0.175 g, 0.5 mmol), the yield is 36%. Mp: 252–253 °C, ¹H NMR (600 MHz, CDCl₃): δ 8.68–8.63 (m, 1H), 8.58 (d, *J* = 8.8 Hz, 1H), 8.01 (d, *J* = 1.9 Hz, 1H), 7.52–7.38 (m, 5H), 7.28–7.24 (m, 1H), 7.21 (dd, *J* = 7.2, 1.9 Hz, 1H), 7.09–7.03 (m, 2H); ¹³C NMR (151 MHz, CDCl₃): δ 148.97, 146.92, 144.67, 143.82, 131.68, 131.45, 129.87, 129.79, 128.26, 128.07, 127.39, 125.32, 125.02, 122.51, 121.15, 120.72, 118.69; HRMS (Thermo Q Exactive): calcd for $C_{20}H_{12}BrN_3S$ ($M + H$)⁺ 406.0008, found 406.0001.

***N*-(4-Trifluoromethylphenyl)-9-bromo-6*H*-benzo[*e*]benzo[4,5]imidazo[1,2-*c*][1,3]thiazin-6-imine (3p).** Following the general procedure, the reaction between 2-(2-iodophenyl)-6-bromo-1*H*-benzo[*d*]imidazole (0.199 g, 0.5 mmol) and 1-isothiocyanato-4-(trifluoromethyl)benzene (0.122 g, 0.6 mmol) provided 0.109 g (51%) of the title compound **3p** as a white solid. If the starting material is 2-(2-bromophenyl)-6-bromo-1*H*-benzo[*d*]imidazole (0.175 g, 0.5 mmol), the yield is 33%. Mp: 284–285 °C, ¹H NMR (600 MHz, CDCl₃): δ 8.66 (d, *J* = 7.4 Hz, 1H), 8.51 (d, *J* = 8.7 Hz, 1H), 8.01 (s, 1H), 7.73 (d, *J* = 8.2 Hz, 2H),

7.54–7.41 (m, 3H), 7.23 (d, $J = 7.5$ Hz, 1H), 7.17 (d, $J = 8.2$ Hz, 2H); ^{13}C NMR (151 MHz, CDCl_3): δ 149.93, 148.86, 144.72, 131.61, 131.52, 129.17, 128.36, 128.22, 127.68, 127.18, 127.16, 124.99, 122.69, 121.14, 121.06, 118.94, 118.56; HRMS (Thermo Q Exactive): calcd for $\text{C}_{21}\text{H}_{11}\text{BrF}_3\text{N}_3\text{S}$ ($\text{M} + \text{H}$) $^+$ 473.9882, found 473.9885.

***N*-(4-Methylphenyl)-9-bromo-6*H*-benzo[*e*]benzo[4,5]imidazo[1,2-*c*][1,3]thiazin-6-imine (3q).** Following the general procedure, the reaction between 2-(2-iodophenyl)-6-bromo-1*H*-benzo[*d*]imidazole (0.199 g, 0.5 mmol) and 1-isothiocyanato-4-methylbenzene (0.089 g, 0.6 mmol) provided 0.098 g (47%) of the title compound **3q** as a white solid. If the starting material is 2-(2-bromophenyl)-6-bromo-1*H*-benzo[*d*]imidazole (0.175 g, 0.5 mmol), the yield is 30%. Mp: 248–249 °C, ^1H NMR (600 MHz, CDCl_3): δ 8.65 (dd, $J = 7.7, 1.7$ Hz, 1H), 8.58 (d, $J = 8.8$ Hz, 1H), 8.01 (d, $J = 1.9$ Hz, 1H), 7.50 (dd, $J = 8.8, 1.9$ Hz, 1H), 7.43 (pd, $J = 7.3, 1.6$ Hz, 2H), 7.28 (d, $J = 8.0$ Hz, 2H), 7.23–7.20 (m, 1H), 6.97 (dd, $J = 6.2, 4.4$ Hz, 2H), 2.42 (s, 3H); ^{13}C NMR (151 MHz, CDCl_3): δ 149.00, 144.73, 144.35, 143.59, 135.00, 131.74, 131.41, 130.44, 129.91, 128.24, 128.02, 127.33, 125.02, 122.50, 121.26, 120.57, 118.69, 118.61, 21.26; HRMS (Thermo Q Exactive): calcd for $\text{C}_{21}\text{H}_{14}\text{BrN}_3\text{S}$ ($\text{M} + \text{H}$) $^+$ 320.0165, found 320.0165.

***N*-Naphthyl-9-bromo-6*H*-benzo[*e*]benzo[4,5]imidazo[1,2-*c*][1,3]thiazin-6-imine (3r).** Following the general procedure, the reaction between 2-(2-iodophenyl)-6-bromo-1*H*-benzo[*d*]imidazole (0.199 g, 0.5 mmol) and 1-isothiocyanatonaphthalene (0.111 g, 0.6 mmol) provided 0.151 g (66%) of the title compound **3r** as a white solid. If the starting material is 2-(2-bromophenyl)-6-bromo-1*H*-benzo[*d*]imidazole (0.175 g, 0.5 mmol), the yield is 46%. Mp: 275–276 °C; ^1H NMR (600 MHz, CDCl_3): δ 8.75 (d, $J = 8.8$ Hz, 1H), 8.70 (dd, $J = 6.2, 3.3$ Hz, 1H), 8.08 (d, $J = 1.8$ Hz, 1H), 7.96 (d, $J = 8.4$ Hz, 1H), 7.93 (t, $J = 6.4$ Hz, 1H), 7.77 (d, $J = 8.3$ Hz, 1H), 7.58–7.51 (m, 3H), 7.47–7.42 (m, 3H), 7.18 (d, $J = 6.7$ Hz, 1H), 7.16–7.13 (m, 1H); ^{13}C NMR (151 MHz, CDCl_3): δ 149.04, 144.83, 144.47, 143.19, 134.74, 131.86, 131.46, 129.85, 128.41, 128.28, 128.24, 127.41, 126.88, 126.59, 126.36, 126.03, 125.50, 125.04, 123.23, 122.64, 121.21, 118.82, 118.72, 115.61, 115.53; HRMS (Thermo Q Exactive): calcd for $\text{C}_{24}\text{H}_{14}\text{BrN}_3\text{S}$ ($\text{M} + \text{H}$) $^+$ 456.0165, found 456.0168.

***N*-Phenyl-6*H*-benzo[*e*]pyrido[3',2':4,5]imidazo[1,2-*c*][1,3]thiazin-6-imine (5a).** Following the general procedure, the reaction between 2-(2-bromophenyl)-3*H*-imidazo[4,5-*b*]pyridine (0.137 g, 0.5 mmol) and phenyl isothiocyanate (0.081 g, 0.6 mmol) provided 0.075 g (46%) of the title compound **5a** as a light yellow solid. Mp: 251–252 °C, ^1H NMR (600 MHz, CDCl_3): δ 8.94 (dd, $J = 8.1, 1.6$ Hz, 1H), 8.83–8.78 (m, 1H), 8.69 (dd, $J = 4.7, 1.6$ Hz, 1H), 7.51–7.44 (m, 4H), 7.35 (dd, $J = 8.2, 4.7$ Hz, 1H), 7.28 (d, $J = 7.5$ Hz, 1H), 7.25–7.22 (m, 1H), 7.08 (dd, $J = 8.3, 1.0$ Hz, 2H); ^{13}C NMR (151 MHz, CDCl_3): δ 147.69, 146.74, 131.85, 129.89, 129.66, 129.38, 129.14, 127.55, 125.56, 125.42, 125.04, 120.69, 119.99; HRMS (Thermo Q Exactive): calcd for $\text{C}_{19}\text{H}_{12}\text{N}_4\text{S}$ ($\text{M} + \text{H}$) $^+$ 329.0855, found 329.0854.

***N*-(4-Methoxyphenyl)-6*H*-benzo[*e*]pyrido[3',2':4,5]imidazo[1,2-*c*][1,3]thiazin-6-imine (5b).** Following the general procedure, the reaction between 2-(2-bromophenyl)-3*H*-imidazo[4,5-*b*]pyridine (0.137 g, 0.5 mmol) and 1-isothiocyanato-4-methoxybenzene (0.099 g, 0.6 mmol) provided 0.069 g (39%)

of the title compound **5b** as a brown solid. Mp: 266–267 °C, ^1H NMR (600 MHz, CDCl_3): δ 8.94 (dd, $J = 8.1, 1.6$ Hz, 1H), 8.82–8.78 (m, 1H), 8.70 (d, $J = 3.8$ Hz, 1H), 7.50–7.43 (m, 2H), 7.35 (dd, $J = 8.2, 4.7$ Hz, 1H), 7.30 (d, $J = 8.9$ Hz, 1H), 7.25–7.23 (m, 0.5H), 7.03–7.01 (m, 3H), 6.84 (t, $J = 6.2$ Hz, 0.5H), 3.86 (d, $J = 8.7$ Hz, 3H); ^{13}C NMR (151 MHz, CDCl_3): δ 157.45, 155.68, 150.01, 147.62, 143.61, 139.84, 131.82, 129.79, 129.13, 127.49, 125.60, 125.06, 121.89, 120.96, 119.99, 115.07, 114.45, 55.71; HRMS (Thermo Q Exactive): calcd for $\text{C}_{20}\text{H}_{14}\text{N}_4\text{OS}$ ($\text{M} + \text{H}$) $^+$ 359.0961, found 359.0958.

***N*-(4-Trifluoromethylphenyl)-6*H*-benzo[*e*]pyrido[3',2':4,5]imidazo[1,2-*c*][1,3]thiazin-6-imine (5c).** Following the general procedure, the reaction between 2-(2-bromophenyl)-3*H*-imidazo[4,5-*b*]pyridine (0.137 g, 0.5 mmol) and 1-isothiocyanato-4-(trifluoromethyl)benzene (0.081 g, 0.6 mmol) provided 0.083 g (69%) of the title compound **5c** as a white solid. Mp: 259–260 °C, ^1H NMR (600 MHz, CDCl_3): δ 8.88 (dd, $J = 8.2, 1.5$ Hz, 1H), 8.84–8.79 (m, 1H), 8.71 (s, 1H), 7.73 (d, $J = 8.3$ Hz, 2H), 7.51–7.47 (m, 2H), 7.36 (dd, $J = 8.1, 4.7$ Hz, 1H), 7.26–7.23 (m, 1H), 7.18 (d, $J = 8.3$ Hz, 2H); ^{13}C NMR (151 MHz, CDCl_3): δ 155.69, 149.93, 147.92, 132.05, 129.26, 129.06, 127.87, 127.22, 127.19, 125.48, 125.04, 121.19, 121.12, 120.75, 120.15; HRMS (Thermo Q Exactive): calcd for $\text{C}_{20}\text{H}_{11}\text{F}_3\text{N}_4\text{S}$ ($\text{M} + \text{H}$) $^+$ 397.0729, found 397.0728.

***N*-(4-Methylphenyl)-6*H*-benzo[*e*]pyrido[3',2':4,5]imidazo[1,2-*c*][1,3]thiazin-6-imine (5d).** Following the general procedure, the reaction between 2-(2-bromophenyl)-3*H*-imidazo[4,5-*b*]pyridine (0.137 g, 0.5 mmol) and 1-isothiocyanato-4-methylbenzene (0.089 g, 0.6 mmol) provided 0.063 g (38%) of the title compound **5d** as a white solid. Mp: 251–252 °C, ^1H NMR (600 MHz, CDCl_3): δ 8.95 (dd, $J = 8.1, 1.5$ Hz, 1H), 8.81 (dd, $J = 7.7, 1.6$ Hz, 1H), 8.73–8.67 (m, 1H), 7.51–7.42 (m, 2H), 7.36 (dd, $J = 8.1, 4.8$ Hz, 1H), 7.28 (d, $J = 8.0$ Hz, 2H), 7.25–7.22 (m, 1H), 6.98 (dd, $J = 8.4, 2.0$ Hz, 2H), 2.41 (d, $J = 13.7$ Hz, 3H); ^{13}C NMR (151 MHz, CDCl_3): δ 155.70, 150.04, 147.63, 144.16, 143.49, 135.13, 131.83, 130.46, 130.19, 129.79, 129.70, 129.15, 127.50, 127.22, 125.60, 125.04, 120.93, 120.84, 120.69, 120.54, 120.00, 21.25, 20.96; HRMS (Thermo Q Exactive): calcd for $\text{C}_{20}\text{H}_{14}\text{N}_4\text{S}$ ($\text{M} + \text{H}$) $^+$ 343.1012, found 343.1012.

***N*-Naphthyl-6*H*-benzo[*e*]pyrido[3',2':4,5]imidazo[1,2-*c*][1,3]thiazin-6-imine (5e).** Following the general procedure, the reaction between 2-(2-bromophenyl)-3*H*-imidazo[4,5-*b*]pyridine (0.137 g, 0.5 mmol) and 1-isothiocyanatonaphthalene (0.111 g, 0.6 mmol) provided 0.081 g (43%) of the title compound **5e** as a white solid. Mp: 313–314 °C, ^1H NMR (600 MHz, CDCl_3): δ 9.10 (dd, $J = 8.2, 1.5$ Hz, 1H), 8.88–8.82 (m, 1H), 8.75 (d, $J = 3.9$ Hz, 1H), 7.94 (dd, $J = 15.8, 8.4$ Hz, 2H), 7.78 (d, $J = 8.3$ Hz, 1H), 7.58–7.53 (m, 2H), 7.48–7.45 (m, 3H), 7.39 (dd, $J = 8.1, 4.7$ Hz, 1H), 7.20–7.14 (m, 2H); ^{13}C NMR (151 MHz, CDCl_3): δ 150.13, 147.81, 143.03, 134.74, 131.91, 129.76, 129.23, 128.46, 127.61, 126.93, 126.56, 126.41, 126.03, 125.65, 125.09, 123.11, 120.92, 120.19, 115.53; HRMS (Thermo Q Exactive): calcd for $\text{C}_{23}\text{H}_{14}\text{N}_4\text{S}$ ($\text{M} + \text{H}$) $^+$ 379.1012, found 379.1012.

Conclusions

In summary, we developed a simple and practical method to prepare the tetracyclic heterocyclic system benzo[*e*]benzo[4,5]

imidazo[1,2-c][1,3]thiazin-6-imine using a CuI nanoparticle-catalyzed intramolecular C(sp²)-S coupling. This reaction provides divergent access to several related heterocycles under mild conditions without a powerful activating group. Furthermore, the reaction is very effective due to the high surface-to-volume ratio of nanoparticles. We have also examined the viability of this protocol with different substrates. We believe that this practical strategy will be useful for synthesizing analogs of the anti-HIV drug PD 404182 in good yields. Further explorations of related processes are underway.

Conflicts of interest

There are no conflicts to declare.

Acknowledgements

We thank the Beijing Natural Science Foundation of China (No. 2144045) for their financial support.

Notes and references

- (a) S. T. Hilton, W. B. Motherwell, P. Potier, C. Pradet and D. L. Selwood, *Bioorg. Med. Chem. Lett.*, 2005, **15**, 2239; (b) Z.-C. Song, G.-Y. Ma, P. C. Lv, H. Q. Li, Z. P. Xiao and H. L. Zhu, *Eur. J. Med. Chem.*, 2009, **44**, 3903; (c) A. T. Mavrova, D. Vuchev, K. Anichina and N. Vassilev, *Eur. J. Med. Chem.*, 2010, **45**, 5856; (d) S. P. Kaur, R. Rao and S. Nanda, *Int. J. Pharm. Pharm. Sci.*, 2011, **3**, 30; (e) D. Havrylyuk, B. Zimenkovsky, O. Vasylenko, A. Gzella and R. Lesyk, *Med. Chem.*, 2012, **55**, 8630.
- (a) N. Hucher, B. Decroix and A. Daïch, *J. Org. Chem.*, 2001, **66**, 4695; (b) W. P. Unsworth, C. Kitsiou and R. J. Taylor, *Org. Lett.*, 2013, **15**, 258; (c) X. Li, Z. Qin, T. Yang, H. Zhang, S. Wei, C. Li, H. Chen and M. Meng, *Bioorg. Med. Chem. Lett.*, 2012, **22**, 2712; (d) C. L. Jarvis, M. T. Richers, M. Breugst, K. N. Houk and D. Seidel, *Org. Lett.*, 2014, **16**, 3556; (e) J. Liu, A. Xue, Z. Zeng, Y.-X. Chen and G. Chen, *Adv. Synth. Catal.*, 2016, **358**, 3694.
- (a) N. H. Huel, H. Nar, H. Priepeke, U. Ries, J. Stassen and W. J. Wienen, *Med. Chem.*, 2002, **45**, 1757; (b) J. Vellik, V. Baliharova, J. Fink-Gremmels, S. Bull, J. Lamka and L. Skalova, *Res. Vet. Sci.*, 2004, **76**, 95; (c) J. A. Asensio and P. Gomez-Romero, *Fuel Cells*, 2005, **5**, 336; (d) M. Hranjec, I. Piantanida, M. Kralj, L. Suman, K. Pavelic and G. K. Zamola, *J. Med. Chem.*, 2008, **51**, 4899; (e) R. P. Ortiz, H. Herrera, R. Blanco, H. Huang, A. Fachetti, T. J. Marks, Y. Zheng and J. L. Segura, *J. Am. Chem. Soc.*, 2010, **132**, 8440; (f) D. V. Ferraris, *J. Med. Chem.*, 2010, **53**, 4561; (g) T. W. Moore, K. Sana, D. Yan, S. A. Krumm, P. Thepchattri, J. P. Snyder, J. Marengo, R. F. Arrendale, A. J. Prussia, M. G. Natchus, D. C. Liotta, R. K. Plemper and A. Sun, *ACS Med. Chem. Lett.*, 2013, **4**, 762; (h) K. Fahsi, S. G. Dutremez, A. Vioux and L. Viau, *J. Mater. Chem.*, 2013, **1**, 4451; (i) H.-F. Chen, L.-C. Chi, W.-Y. Hung, W.-J. Chen, T.-Y. Hwu, Y.-H. Chen, S.-H. Chou, E. Mondal, Y.-H. Liu and K.-T. Wong, *Org. Electron.*, 2013, **13**, 2671; (j) P. S. Hameed, A. Raichurkar, P. Madhavapeddi, S. Menasinakai, S. Sharma, P. Kaur, R. Nandishaiyah, V. Panduga, J. Reddy, V. K. Sambandamurthy and D. Sriram, *ACS Med. Chem. Lett.*, 2014, **5**, 820; (k) M. K. Kim, H. Shin, K. Park, H. Kim, J. Park, K. Kim, J. Nam, H. Choo and Y. Chong, *J. Med. Chem.*, 2015, **58**, 7596.
- (a) M. A. Salama and L. A. Almotabacani, *Phosphorus, Sulfur Silicon Relat. Elem.*, 2004, **179**, 305; (b) V. H. Bhaskar, K. Puli, B. Sangameswaran and B. Jayakar, *Indian J. Heterocycl. Chem.*, 2006, **15**, 299.
- (a) M. R. Birck, T. P. Holler and R. W. Woodard, *J. Am. Chem. Soc.*, 2000, **122**, 9334; (b) A. Golebiowski, S. R. Klopfenstein and D. E. Portlock, *Curr. Opin. Chem. Biol.*, 2001, **5**, 273; (c) C. Sansom, *Drug Discovery Today*, 2001, **6**, 499; (d) B. P. Duckworth and C. C. Aldrich, *Anal. Biochem.*, 2010, **403**, 13; (e) T. L. Foley, A. Yasgar, C. J. Garcia, A. Jadhav, A. Simeonov and M. D. Burkart, *Org. Biomol. Chem.*, 2010, **8**, 4601; (f) T. Mizuhara, S. Oishi, H. Ohno, K. Shimura, M. Matsuoka and N. Fujii, *Bioorg. Med. Chem.*, 2013, **21**, 2079; (g) A. M. Chamoun, M. Bobardt, B. Moncla, M. K. Mankowski, R. G. Ptak, P. Gallay and Z. Chen, *Antimicrob. Agents Chemother.*, 2014, **58**, 687.
- (a) K. Chockalingam, R. L. Simeon, C. M. Rice and Z. Chen, *Proc. Natl. Acad. Sci. U. S. A.*, 2010, **107**, 3764; (b) A. M. Chamoun, K. Chockalingam, M. Bobardt, R. Simeon, J. Chang, P. Gallay and Z. Chen, *Antimicrob. Agents Chemother.*, 2012, **56**, 672.
- (a) G. Evano, N. Blanchard and M. Toumi, *Chem. Rev.*, 2008, **108**, 3054; (b) I. P. Beletskaya and A. V. Cheprakov, *Organometallics*, 2012, **31**, 7753; (c) J. Lin, I. N. Houppis, R. Liu, C. Wang and J. Zhang, *Org. Process Res. Dev.*, 2014, **18**, 205; (d) Q. Liao, X. Yang and C. Xi, *J. Org. Chem.*, 2014, **79**, 8507.
- (a) C. Wang, S. Li, H. Liu, Y. Jiang and H. Fu, *J. Org. Chem.*, 2010, **75**, 7936; (b) D. Ma, Q. Geng, H. Zhang and Y. Jiang, *Angew. Chem., Int. Ed.*, 2010, **49**, 1291; (c) H. Xu, Y. Zhang, J. Huang and W. Chen, *Org. Lett.*, 2010, **12**, 3704; (d) J. Zhu, H. Xie, Z. Chen, S. Li and Y. Wu, *Chem. Commun.*, 2009, 2338; (e) A. K. Verma, T. Kesharwani, J. Singh, V. Tandon and R. C. Larock, *Angew. Chem., Int. Ed.*, 2009, **48**, 1138; (f) Z. Tan, H. Zhao, C. Zhou, H. Jiang and M. Zhang, *J. Org. Chem.*, 2016, **81**, 9939; (g) S. Mai, Y. Zhao and Q. Song, *Org. Biomol. Chem.*, 2016, **14**, 8685.
- (a) D. Astruc, F. Lu and J. R. Aranzaes, *Angew. Chem., Int. Ed.*, 2005, **44**, 7852; (b) H. Zhang, Q. Cai and D. Ma, *J. Org. Chem.*, 2005, **70**, 5164; (c) B. Sreedhar, R. Arundhathi, P. L. Reddy and M. L. Kantam, *J. Org. Chem.*, 2009, **74**, 7951; (d) H.-J. Xu, Y. -Feng Liang, Z.-Y. Cai, H.-X. Qi, Ch.-Y. Yang and Y.-S. Feng, *J. Org. Chem.*, 2011, **76**, 2296; (e) M. B. Gawande, A. Goswami, F.-X. Felpin, T. Asefa, X. Huang, R. Silva, X. Zou, R. Zboril and R. S. Varma, *Chem. Rev.*, 2016, **116**, 3722.
- T. Mizuhara, S. Oishi, N. Fujii and H. Ohnon, *J. Org. Chem.*, 2010, **75**, 265.
- D. Orain, A. Blumstein, E. Tasdelen and S. Haessig, *Synlett*, 2008, **16**, 2433.
- F. Lach, *Synlett*, 2012, **23**, 2639.

- 13 J. Liu, Z. Xue, Z. Zeng, Y.-X. Chen and G. Chen, *Adv. Synth. Catal.*, 2016, **358**, 3694.
- 14 (a) S. L. Coiatti, C. J. Frie, E. C. Dixon, S. B. Singh and B. K. Choi, *J. Med. Chem.*, 2003, **46**, 349; (b) S. Das, R. Froehlich and A. Pramanik, *Org. Lett.*, 2006, **8**, 4263; (c) A. M. Palmer, B. Grobbel, C. Jecke, C. Brehm and P. J. Zimmermann, *J. Med. Chem.*, 2007, **50**, 6240; (d) M. Hayakawa, H. Kaizawa and K. Kawaguchi, *Bioorg. Med. Chem.*, 2007, **15**, 403; (e) C. W. Lisa, K. Jacobien and M. K. Thea, *J. Med. Chem.*, 2007, **50**, 828; (f) T. Palani, K. Park, M. R. Kumar, H. M. Jung and S. Lee, *Eur. J. Org. Chem.*, 2012, **26**, 5038; (g) G. C. Moraski, L. D. Markley, P. A. Hipskind, H. Boshoff, S. Cho, S. G. Franzblau and M. J. Miller, *ACS Med. Chem. Lett.*, 2011, **2**, 466; (h) G. Chen, Z. Liu, Y. Zhang, X. Shan, L. Jiang, Y. Zhao, W. He, Z. Feng, S. Yang and G. Liang, *ACS Med. Chem. Lett.*, 2013, **4**, 69.
- 15 (a) J.-T. Zhang, Z.-H. Zhang, Y. Wang, X.-Q. Zheng and Z.-Y. Wang, *Eur. J. Org. Chem.*, 2008, **30**, 5112; (b) L. Tang, X.-F. Guo, Y. Yang, Z.-G. Zha and Z.-Y. Wang, *Chem. Commun.*, 2014, **50**, 6145; (c) L. Tang, Y. Yang, L.-X. Wen, S. Zhang, Z.-G. Zha and Z.-Y. Wang, *Org. Chem. Front.*, 2015, **2**, 114; (d) P. L. Reddy, R. Arundhathi, M. Tripathia and D. S. Rawat, *RSC Adv.*, 2016, **6**, 53596.