

Article

A Theoretical Study of the Relationship between the Electrophilicity ω Index and Hammett Constant σ_p in [3+2] Cycloaddition Reactions of Aryl Azide/Alkyne Derivatives

Hicham Ben El Ayouchia ¹, Hafid Anane ¹, Moulay Lahcen El Idrissi Moubtassim ¹, Luis R. Domingo ², Miguel Julve ³ and Salah-Eddine Stiriba ^{1,3,*}

¹ Laboratoire de Chimie Analytique et Moléculaire, Faculté Polydisciplinaire de Safi, Université Cadi Ayyad, Safi 46010, Morocco; belayou@gmail.com (H.B.E.A.); ananehafid@gmail.com (H.A.); ml_elidrissi@yahoo.fr (M.L.E.I.M.)

² Departamento de Química Orgánica, Universidad de Valencia, Avda. Dr. Moliner 50, Burjassot 46100, Valencia, Spain; domingo@utopia.uv.es

³ Instituto de Ciencia Molecular/ICMol, Universidad de Valencia, C/Catedrático José Beltrán No. 2, Paterna 46980, Valencia, Spain; miguel.julve@uv.es

* Correspondence: stiriba@uv.es; Tel.: +34-96-354-4445; Fax: +34-96-354-7223

Academic Editor: James W. Gauld

Received: 14 August 2016; Accepted: 21 October 2016; Published: 27 October 2016

Abstract: The relationship between the electrophilicity ω index and the Hammett constant σ_p has been studied for the [2+3] cycloaddition reactions of a series of *para*-substituted phenyl azides towards *para*-substituted phenyl alkynes. The electrophilicity ω index—a reactivity density functional theory (DFT) descriptor evaluated at the ground state of the molecules—shows a good linear relationship with the Hammett substituent constants σ_p . The theoretical scale of reactivity correctly explains the electrophilic activation/deactivation effects promoted by electron-withdrawing and electron-releasing substituents in both azide and alkyne components.

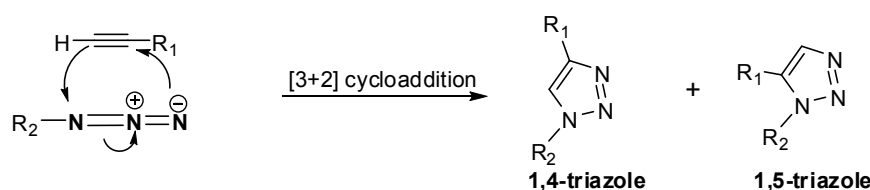
Keywords: [2+3] cycloaddition reactions; arylazides; arylalkynes; substituent effects; electrophilicity index; Hammett constants

1. Introduction

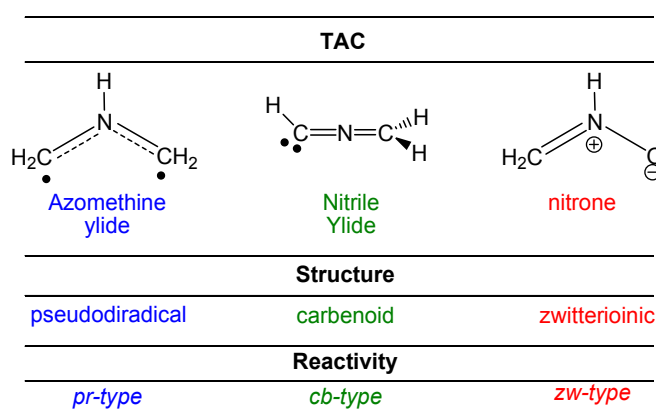
The [3+2] cycloaddition (32CA) reaction between azides, acting as the three-atom-component (TAC) and carbon–carbon triple bonds is a classical organic reaction initially established by Huisgen, in which five-membered 1,2,3-triazolic compounds are prepared as a mixture of 1,4 and 1,5-regioisomers. Since then, triazoles have played central roles in coordination chemistry as nitrogen-containing heterocyclic ligands, in bioconjugation issues, and in peptide-based drug design by mimicking peptide and disulfide bonds, leading to secondary structural components of peptides [1–3]. The interest in triazoles has recently attracted great attention, since the introduction of copper(I)-catalyzed 32CA reactions between azides and alkynes (CuCAA) [4]. The CuCAA reaction is classified as a click chemical process that takes place in a regioselective manner, giving only the 1,4-disubstituted triazole isomer [5]. A large number of mechanistic investigations were established describing the mechanistic pathways of these 32CA reactions (Scheme 1) [6,7].

Unlike 1,3-dienes participating in Diels–Alder reactions [8], the electronic structure of TACs participating in 32CA reactions strongly depends on the type and hybridization of the atoms present in the TAC. Thus, depending on their electronic structure, TACs have recently been classified as *pseudodiradical*, *carbenoid*, and *zwitterionic* TACs (see Scheme 2) [9,10]. It should be noted that only

1,2-zwitterionic TACs such as nitrones or azides have the electronic structure of a 1,3-dipole as Huisgen proposed [6].



Scheme 1. Mechanism of the Huisgen azide–alkyne 32CA reaction.



Scheme 2. Electronic structure of three-atom-components (TACs) and the proposed reactivity types in [3+2] cycloaddition (32CA) reactions.

Molecular Electron Density Theory [10,11] studies devoted to the understanding of the mechanisms of 32CA reactions have allowed the establishment of a useful classification of these reactions into *pseudodiradical-type* (*pr-type*) [9], carbenoid-type (*cb-type*) [10], and zwitterionic-type (*zw-type*) [9] reactions, in such a manner that TACs with a *pseudodiradical* character participate in *pr-type* 32CA reactions taking place easily through earlier transition states (TSs) with a very low polar character [9,12]; TACs with a carbenoid character participate in *cb-type* 32CA reactions whose feasibility depends on the polar character of the reaction (i.e., the nucleophilic character of the carbenoid TAC and the electrophilic character of the ethylene derivative) [10]; and finally, TACs with a zwitterionic character participate in *zw-type* 32CA reactions controlled by nucleophilic/electrophilic interactions taking place at the TSs, similarly to *cb-type* reactions [9,13].

The simplest azide, HNNN—which has a zwitterionic structure—presents low nucleophilic character, $N = 1.81$ eV, and very low electrophilic character, $\omega = 0.66$ eV [13]. Consequently, it is expected that it participates neither as nucleophile nor as electrophile in *zw-type* 32CA reactions [13]. Consequently, the simplest azide must be electronically activated in order to easily participate in a *zw-type* 32CA reaction with low activation energy.

Substituent effects on the TACs (regarded as a zwitterionic species), and alkynes' reactivities in the 32CA reaction rate and stereoselectivity leading to triazoles remain unfortunately unclear, and need further theoretical investigation [14]. A very recent report shows that the substituent effect could change the reaction mechanism from concerted single-step to stepwise pathway for some of the TAC azide compounds [15]. The linear free energy relationship is among the empirical methods that can help to develop an understanding of the substituent effects on the reactivity of both azides and alkynes. Linear free-energy relationships are empirical relationships between thermodynamic quantities known as extra-thermodynamic equations [16]. They have been invaluable in the investigation of the structural properties and reactivities of organic compounds in solution. Among them, the Hammett constants

σ_p have been permanently used in relating the nature of the substituents to their electronic effects (inductive and resonance) on chemical reactivity and other properties [17]. Today, these constants remain an excellent guide for structure–property and structure–activity studies [18]. The fact that the constants derived from these equations were empirical led to efforts to look for correlations between them and other theoretically-derived parameters which might be obtained from quantum chemical calculations. Several indices derived from conceptual density functional theory (DFT) have been increasingly used in the interpretation of organic reactivity. They include reactivity indices like chemical potential, hardness, softness, electrophilicity, and nucleophilicity indices [19].

It is known that the Hammett equation [2,3] relates the relative magnitude of the equilibrium constants to a reaction constant (ρ) and a substituent constant (σ_p), according to Equation (1) [20].

$$\log(K/K_0) = \rho \sigma_p \quad (1)$$

From a theoretical point of view, the electrophilic and nucleophilic behaviors of organic molecules can be characterized by using the reactivity indices defined within the conceptual DFT framework [19,21]. Parr et al. [22] introduced the following definition of the electrophilicity ω index of a molecule in terms of its chemical potential μ and chemical hardness η through Equation (2).

$$\omega = \mu^2/2\eta \quad (2)$$

where μ and η are the electronic chemical potential and chemical hardness of the ground state of the atoms and molecules, respectively [23]. Electrophilicity index ω measures the stabilization in energy when the system acquires an additional electronic charge from the environment [22]. By definition, it encompasses both the ability of an electrophile to acquire additional electronic charge and the resistance of the system to exchanging electronic charge with the environment.

Linear relationships between σ_p and ω have recently been obtained for *para*-substituted benzyl cations. Domingo et al. have systematically compared the experimental σ_p values and electronic electrophilicity index ω for a series of forty-two substituted ethylene derivatives [24]. They developed a statistical procedure to obtain intrinsic electronic contributions to σ_p based on the comparison between the experimental Hammett constant σ_p and the electrophilicity index ω , evaluated for a series of functional groups that are present in organic compounds.

Herein, we present a theoretical model to quantitatively describe the Hammett substituent constants σ_p in terms of the global electrophilicity ω of azides and alkynes used in 32CA reactions by using a global electrophilicity index ω as well as the logarithm of the global electrophilicity ratios of *para*-substituted and unsubstituted compounds (see Figure 1). The global electrophilicity index ω of a series of aromatic azides and alkynes is classified within an absolute scale in order to illustrate the rationalization of the substituent effects on the electrophilic activation/deactivation of the substrates. Indeed, such aromatic substrates were chosen instead of aliphatic substrates because of the substantial electronic effect of the *para*-substituted group on either azide or carbon–carbon triple bond facilitated by the electronic transmission through the aromatic π -conjugated system.

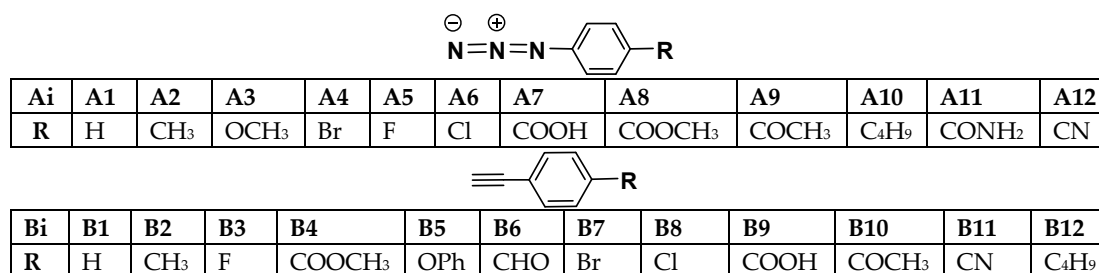


Figure 1. General structures of the (A) azide and (B) alkyne derivatives used in the 32CA reactions studied in this work.

2. Results and Discussion

The global electrophilicity patterns of the substituted azide (A) and alkyne (B) derivatives used in the 32CA reactions are ranked in Figure 2. It can be seen that compounds with electron-withdrawing (EW) substituents occupy the top of the scale, while compounds with electron-releasing (ER) substituents are in the bottom. Alkynes display slightly higher electrophilicity values than azides with similar EW substituents, and it is a little lower when using ER ones. It is also possible to rationalize the electrophilic activating/deactivating effects promoted by substituent groups in both azide and alkyne compounds. For instance, the unsubstituted reference TAC A1(-H) has an electrophilic value of ($\omega = 1.26$ eV). Its *para*-substitution by the weak ER methyl (-CH₃) group results in an electrophilic deactivation as shown in compound A2 ($\omega = 1.20$ eV).

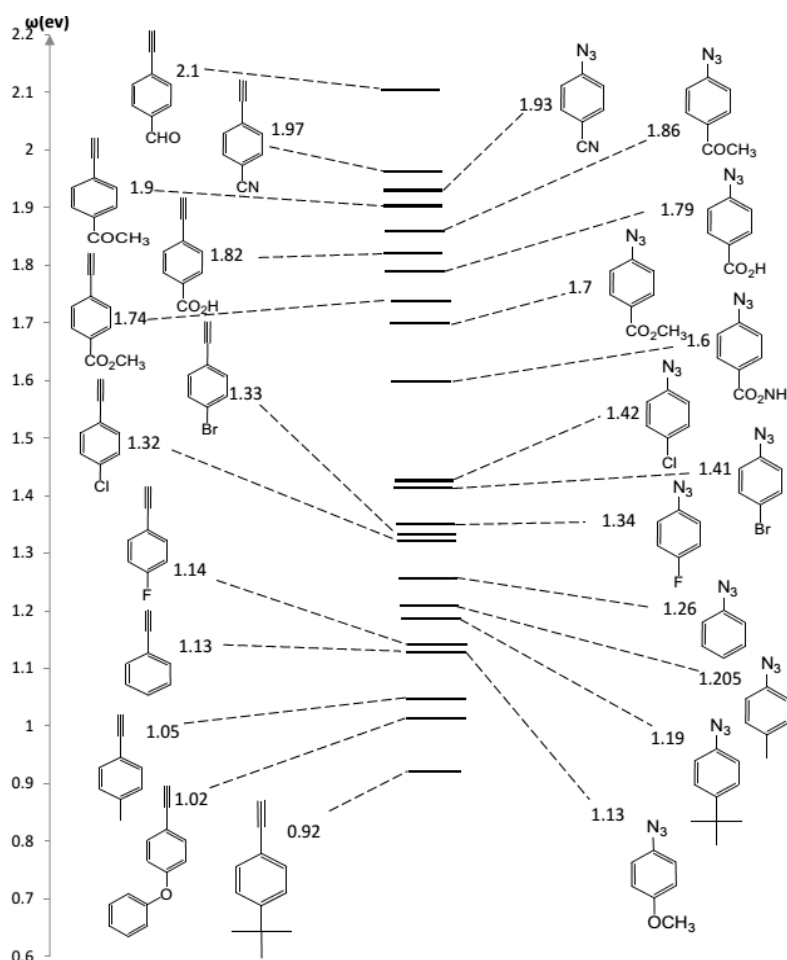


Figure 2. Theoretical scale of global electrophilicity ω for substituted alkynes and azides studied in 32CA reactions.

By substitution of the same *para* position with the stronger ER methoxy (-OCH₃) group, an even higher electrophilic deactivation is observed in compound A3 ($\omega = 1.13$ eV). As expected, the substitutions with EW groups show electrophilic activation. For example, substitution with fluorine causes an activation of about 0.09 eV in compound A5 with respect to the unsubstituted compound A1. Whereas the most efficient activation with respect to compound A1 is achieved by the cyano group (-CN) as found in compound A12 ($\omega = 1.93$ eV).

For the series of alkynes, a similar picture is obtained. So, starting from the reference compound **B1** ($\omega = 1.13$ eV), the *para* substitution with fluorine (–F), chlorine (–Cl), and bromine (–Br) atoms results in an electrophilic activation in compounds **B3** ($\omega = 1.14$ eV), **B7** ($\omega = 1.32$ eV), and **B8** ($\omega = 1.33$ eV). The highest activation effect is achieved by EW carbonyl (–CHO) substitution, in compound **B6** ($\omega = 2.10$ eV). In this series, the electrophilic deactivation was caused by ER groups as found, for example, with the methyl substituting –CH₃ in compound **B2** ($\omega = 1.05$ eV). In line with that, the substitution by a stronger ER group such as (–*t*-Bu) results in a higher electrophilic deactivation, as found for compound **B12** ($\omega = 0.92$ eV).

As in single-substituted molecules, a low electrophilicity index ω has been correlated with good nucleophiles [25]. It is expected that the more favorable azide/alkyne *zw-type* 32CA reactions take place when both reagents are located at the extreme of Figure 2 (i.e., good electrophilic azides with good nucleophilic alkyne, or vice versa).

The global values of electrophilicity indexes ω for both azides and alkynes series for the ground state of the substituting agents as well as the Hammett substituent constants σ_p are listed in Table 1. The utility of a reactivity scale has been clearly illustrated by Mayr et al. [26,27]. Such a reactivity scale should be able to address fundamental questions concerning reaction feasibility, intramolecular selectivity, and other important reactivity aspects.

Table 1. Electronic chemical potential (μ), chemical hardness (η), global electrophilicity (ω), in eV, Hammett constants σ_p ^a, and the logarithm of the global electrophilicity ratio (ω/ω_H).

Compound	R	μ	η	ω	σ_p ^a	Log(ω/ω_H)
A1	H	−3.62	5.14	1.27	0.00	0.000
A2	Me	−3.48	5.03	1.21	−0.17	−0.019
A3	MeO	−3.29	4.76	1.13	−0.27	−0.046
A4	Br	−3.75	5.01	1.42	0.23	0.048
A5	F	−3.67	5.03	1.34	0.06	0.025
A6	Cl	−3.78	5.03	1.42	0.23	0.052
A7	COOH	−4.82	4.79	1.79	0.45	0.152
A8	COOMe	−4.05	4.82	1.71	0.45	0.130
A9	COMe	−4.16	4.65	1.86	0.50	0.169
A10	<i>tert</i> -butyl	−3.46	5.03	1.19	−0.20	−0.020
A11	CONH ₂	−3.97	4.93	1.60	0.36	0.103
A12	CN	−4.33	4.82	1.94	0.66	0.187
B1	H	−3.51	5.52	1.13	0.00	0.000
B2	Me	−3.37	5.39	1.06	−0.17	−0.028
B3	F	−3.54	5.47	1.14	0.06	0.003
B4	COOMe	−4.11	4.84	1.74	0.45	0.187
B5	PhO	−3.24	5.12	1.03	−0.03	−0.042
B6	CHO	−4.41	4.63	2.10	0.42	0.269
B7	Br	−3.73	5.22	1.33	0.23	0.070
B8	Cl	−3.75	5.28	1.32	0.23	0.067
B9	COOH	−4.22	4.87	1.82	0.45	0.206
B10	COMe	−4.22	4.71	1.90	0.50	0.225
B11	CN	−4.38	4.90	1.97	0.66	0.241
B12	<i>tert</i> -butyl	−3.35	6.07	0.92	−0.20	−0.089

^a Hammett substituent constants σ_p obtained from reference [20].

Figures 3 and 4 show a positive slope in the relationship between the Hammett constants σ_p of *para*-substituents in the azide/alkyne derivatives and the global electrophilicity index ω . It should be noted that the *para* position is the best one that leads to the activation of the azide and carbon–carbon triple bond groups and then to a nice correlation $\omega = f(\sigma_p)$, by comparison with the *ortho*- and *meta*-positions.

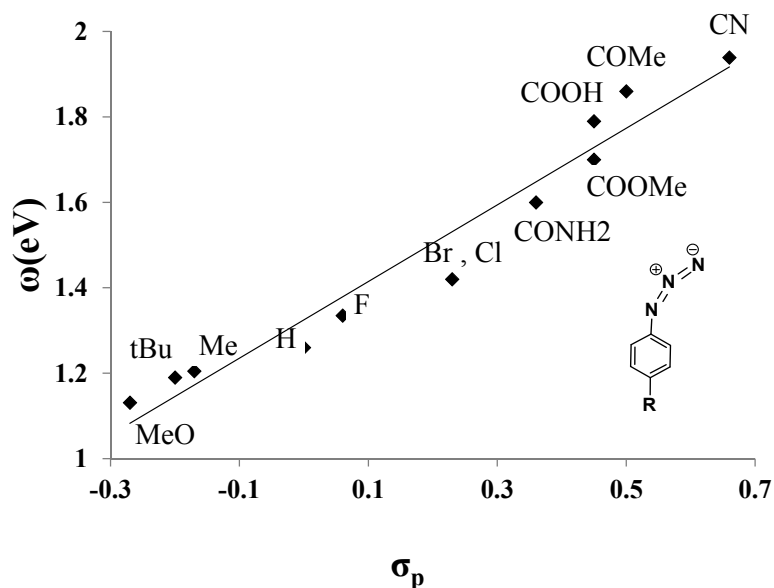


Figure 3. Plot of the global electrophilicity ω versus the Hammett constants for *para* substituents in the azide series. The value of the regression coefficient for the least-squares fit to a linear plot is $R^2 = 0.96$.

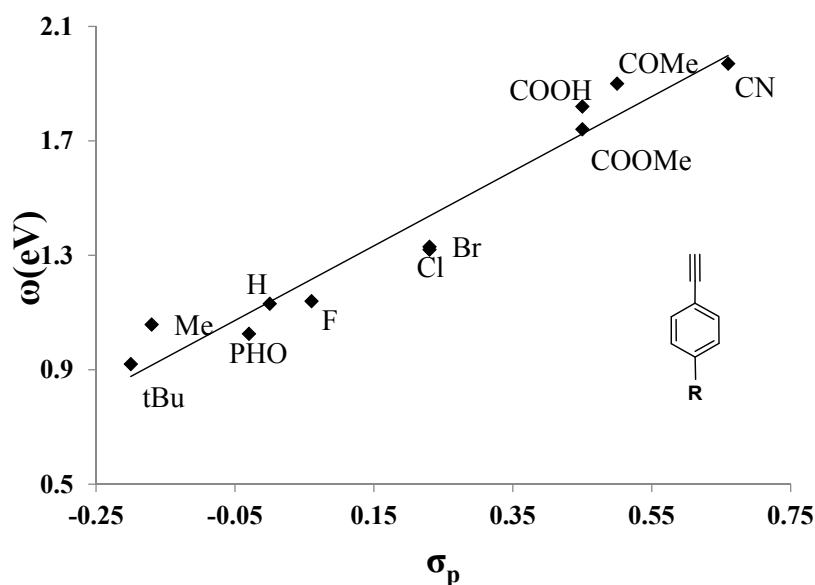


Figure 4. Plot of the global ω electrophilicity against the Hammett constants for *para* substituents in the alkyne series. The value of the regression coefficient for the least-squares fit to a linear plot is $R^2 = 0.95$.

The resulting regression equations of the logarithm of the global electrophilicity ratio (ω/ω_H) versus the Hammett substituent constants σ_p of the substituted and unsubstituted molecules at the ground state for the same series of azides and alkynes, evaluated at the DFT/6-31G(d) level are also represented in Figures S1 and S2 (Supplementary Materials), obeying Equations (3) and (4), respectively.

$$\text{Log} (\omega/\omega_H) = 0.26 \sigma_p + 0.02 \quad (3)$$

$$\text{Log} (\omega/\omega_H) = 0.40 \sigma_p - 0.01 \quad (4)$$

The two plots represented in Figures 2 and 3, as well as those represented in Figures S1 and S2, confirm the existence of good linear relationships between both variable parameters, namely the

global electrophilicity ω descriptor of reactivity and the Hammett substituent constants σ_p of the series of azides and alkynes involved in 32CA reactions. However, some improvements can still be made by taking into account the catalyst used, particularly under the click regime of 32CA reactions, and evaluating the global electrophilicity of both substrates at a more realistic stage of the reaction—namely, the transition state (TS). The electrophilicity scale correctly accounts for the electrophilic activation/deactivation effects promoted by the substituents in the ground state of the electrophiles involved in 32CA reactions. Indeed, it is proven that the EW substituents increase the global electrophilicity of the reagent (either azide or alkyne), unlike ER substituents, which behave oppositely. This behavior is due to the great activation of the azide, and alkyne's carbon-carbon triple bond function promoted by electronic resonance effects of the EW substituents, instead of the great stabilization and then deactivation promoted by the ER groups in the alkyne and azide derivatives. In light of the above-mentioned results, it appears that the 32CA reaction of a 4-substituted phenyl azide with an activating EW substituent to a 4-substituted phenyl alkyne with a deactivating ER group is more favorable, and may lead to a fast and quantitative reaction, and vice-versa.

3. Computational Details

All chemical structures discussed in this study are depicted in Figure 1. They were optimized at the B3LYP/6-31G(d) level of theory using the Gaussian 09 suite of programs [28].

The global electrophilicity index, ω [22], which measures the stabilization in energy when the system acquires an additional electronic charge ΔN for the environment, is given by the following expression, $\omega = \mu^2/2\eta$ in terms of the electronic chemical potential (μ) and the chemical hardness (η). Both quantities may be approached in terms of the one-electron energies of the frontier molecular orbital HOMO and LUMO, and ε_H and ε_L as $\mu = (\varepsilon_H + \varepsilon_L)/2$ and $\eta = (\varepsilon_L - \varepsilon_H)$ respectively [23]. Although absolute values of the reactivity indices can change with the computational level, functionals, and basis sets, the relative position of the compounds in the corresponding scales does not modify. So, we have selected the B3LYP/6-31G(d) level used in most of the scales of the reactivity indices [14,29].

4. Conclusions

In conclusion, the linear correlation between the global electrophilicity indices ω and its logarithm for a series of *para*-substituted phenyl azide and *para*-substituted phenyl alkyne compounds participating in 32CA reactions exhibit a high correlation coefficient with the experimental Hammett substituent constants σ_p . The reactivity of both azide and alkyne derivatives is promoted by the electronic withdrawing and releasing effects of the substituents, leading to their stabilization or destabilization. A theoretical scale of the global electrophilicity ω of the two series of azides and alkynes considered in this study by using the global electrophilicity index ω is nicely described for the first time.

Supplementary Materials: Supplementary materials can be accessed at: <http://www.mdpi.com/1420-3049/21/11/1434/s1>.

Acknowledgments: This work was supported by the Université Cadi Ayyad (Morocco), the Spanish Ministerio de Economía y Competitividad (Projects CTQ2013-448449 and CTQ2013-45646-P) and the Generalitat Valenciana (ISIC/2012/002).

Author Contributions: H.B.E.A., H.A. and S.-E.S conceived and designed the idea and the related computational work; H.B.E.A. and H.A. performed the computational works; H.B.E.A., M.J., L.R.D. and S.-E.S analyzed the data and wrote the paper; M.L.E.I.M. participated in the discussion of the results.

Conflicts of Interest: The authors declare no conflict of interest.

References

1. Huisgen, R. *1,3-Dipolar Cycloaddition Chemistry*; Wiley: New York, NY, USA, 1984; Volume 1.
2. Ostrovskii, V.A.; Koldobskii, G.I.; Trifonov, R.E. Tetrazoles. In *Comprehensive Heterocyclic Chemistry III*; Elsevier: Oxford, UK, 2008; Volume 6, p. 257.

3. Jewett, J.C.; Bertozzi, C.R. Cu-free click cycloaddition reactions in chemical biology. *Chem. Soc. Rev.* **2010**, *39*, 1272–1279. [[CrossRef](#)] [[PubMed](#)]
4. Kolb, H.C.; Finn, M.G.; Sharpless, K.B. Click chemistry: Diverse chemical function from a few good reactions. *Angew. Chem. Int. Ed. Engl.* **2001**, *40*, 2004–2021. [[CrossRef](#)]
5. Rostovtsev, V.V.; Green, L.G.; Fokin, V.V.; Sharpless, K.B. A stepwise Huisgen cycloaddition process: Copper(I)-catalyzed regioselective ligation of azides and terminal alkynes. *Angew. Chem. Int. Ed. Engl.* **2002**, *41*, 2596–2599. [[CrossRef](#)]
6. Huisgen, R. 1,3-dipolar cycloadditions. Past and future. *Angew. Chem. Int. Ed. Engl.* **1963**, *2*, 565–598. [[CrossRef](#)]
7. Huisgen, R. 1,3-dipolar cycloadditions. Concerted nature of 1,3-dipolar cycloadditions and the question of diradical intermediates. *J. Org. Chem.* **1976**, *41*, 403–419. [[CrossRef](#)]
8. Domingo, L.R.; Sáez, J.A. Understanding the mechanism of polar Diels–Alder reactions. *Org. Biomol. Chem.* **2009**, *7*, 3576–3583. [[CrossRef](#)] [[PubMed](#)]
9. Domingo, L.R.; Emamian, S.R. Understanding the mechanisms of [2+3] cycloaddition reactions. The pseudoradical versus the zwitterionic mechanism. *Tetrahedron* **2014**, *70*, 1267–1273. [[CrossRef](#)]
10. Domingo, L.R.; Ríos-Gutiérrez, M.; Pérez, P. A new model for C–C bond formation processes derived from the Molecular Electron Density theory in the study of the mechanism of [2+3] cycloaddition reactions of carbenoid nitrile ylides with electron-deficient ethylenes. *Tetrahedron* **2016**, *72*, 1524–1532. [[CrossRef](#)]
11. Domingo, L.R. Molecular electron density theory: A modern view of reactivity in organic chemistry. *Molecules* **2016**, *21*, 1319. [[CrossRef](#)] [[PubMed](#)]
12. Domingo, L.R.; Aurell, M.J.; Pérez, P. A mechanistic study of the participation of azomethine ylides in [3+2] cycloaddition reactions. *Tetrahedron* **2015**, *71*, 1050–1057. [[CrossRef](#)]
13. Domingo, L.R.; Aurell, M.J.; Pérez, P. A DFT analysis of the participation of TACs in *zw-type* [3+2] cycloaddition reactions. *Tetrahedron* **2014**, *70*, 4519–4525. [[CrossRef](#)]
14. Molteni, G.; Ponti, A. Regioselectivity of aryl azide cycloaddition to methyl propiolate in aqueous media: Experimental evidence versus local DFT HSAB principle. *Arkivoc* **2006**, 49–56.
15. Siadati, S.A. A theoretical study on stepwise and concertedness of mechanism of 1,3-dipolar cycloaddition reaction between tetra amino ethylene and trifluoro methyl azide. *Comb. Chem. High Throughput Screen.* **2016**, *19*, 170–175. [[CrossRef](#)] [[PubMed](#)]
16. Klumpp, G.W. *Reactivity in Organic Chemistry*; Wiley: New York, NY, USA, 1982; p. 274.
17. Hammett, L.P. Linear free energy relationships in rate and equilibrium phenomena. *Trans. Faraday Soc.* **1938**, *34*, 156–165. [[CrossRef](#)]
18. Hansch, C.; Hoekman, D.; Gao, H. Comparative QSAR: Toward a deeper understanding of chemicobiological interactions. *Chem. Rev.* **1996**, *96*, 1045–1076. [[CrossRef](#)] [[PubMed](#)]
19. Domingo, L.R.; Ríos-Gutiérrez, M.; Pérez, P. Applications of the conceptual density functional theory indices to organic chemistry reactivity. *Molecules* **2016**, *21*, 748. [[CrossRef](#)] [[PubMed](#)]
20. Hansch, C.; Leo, A.; Taft, R.W. A survey of Hammett substituent constants and resonance and field parameters. *Chem. Rev.* **1991**, *91*, 165–195. [[CrossRef](#)]
21. Chattaraj, P.K.; Sarkar, U.; Roy, D.R. Electrophilicity index. *Chem. Rev.* **2006**, *106*, 2065–2091. [[CrossRef](#)] [[PubMed](#)]
22. Parr, R.G.; von Szentpaly, L.; Liu, S. Electrophilicity index. *J. Am. Chem. Soc.* **1999**, *121*, 1922–1924. [[CrossRef](#)]
23. Parr, R.G.; Yang, W. *Density Functional Theory of Atoms and Molecules*; Oxford University Press: New York, NY, USA, 1989.
24. Domingo, L.R.; Pérez, P.; Contreras, R. Electronic contributions to the σ_p parameter of the Hammett equation. *J. Org. Chem.* **2003**, *68*, 6060–6062. [[CrossRef](#)] [[PubMed](#)]
25. Domingo, L.R.; Aurell, M.J.; Pérez, P.; Contreras, R. Quantitative characterization of the global electrophilicity power of common diene/dienophile pairs in Diels–Alder reactions. *Tetrahedron* **2002**, *58*, 4417–4423. [[CrossRef](#)]
26. Mayr, H.; Kempf, B.; Ofial, A.R. Pi-nucleophilicity in carbon-carbon bond-forming reactions. *Acc. Chem. Res.* **2003**, *36*, 66–77. [[CrossRef](#)] [[PubMed](#)]
27. Mayr, H. Reference scales for the characterization of cationic electrophiles and neutral nucleophiles. *J. Am. Chem. Soc.* **2001**, *123*, 9500–9512. [[CrossRef](#)] [[PubMed](#)]

28. Frisch, M.J.; Trucks, G.W.; Schlegel, H.B.; Scuseria, G.E.; Robb, M.A.; Cheeseman, J.R.; Scalmani, G.; Barone, V.; Mennucci, B.; Petersson, G.A.; et al. *Gaussian 09, Revision E.01*; Gaussian Inc.: Wallingford, CT, USA, 2009.
29. Domingo, L.R.; Sáez, J.A.; Pérez, P. A comparative analysis of the electrophilicity of organic molecules between the computed IPs and EAs and the HOMO and LUMO energies. *Chem. Phys. Lett.* **2007**, *438*, 341–345. [[CrossRef](#)]

Sample Availability: Not available.



© 2016 by the authors; licensee MDPI, Basel, Switzerland. This article is an open access article distributed under the terms and conditions of the Creative Commons Attribution (CC-BY) license (<http://creativecommons.org/licenses/by/4.0/>).