

Cite this: *RSC Adv.*, 2018, 8, 7761

Received 29th January 2018

Accepted 5th February 2018

DOI: 10.1039/c8ra00905h

rsc.li/rsc-advances

Sodium borohydride-nickel chloride hexahydrate in EtOH/PEG-400 as an efficient and recyclable catalytic system for the reduction of alkenes†

Kaixue Li, * Chuanchao Liu, Kang Wang, Yang Ren and Fahui Li*

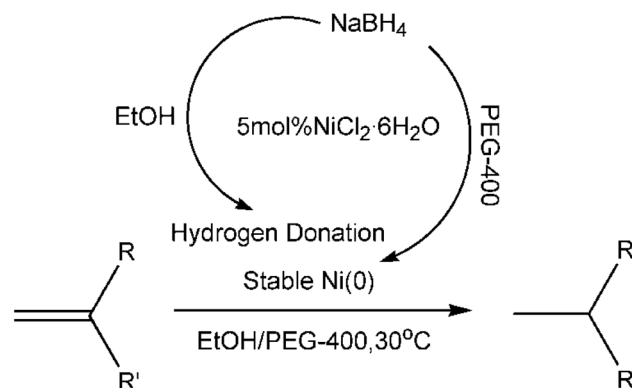
An efficient, safe and one-pot convenient catalytic system has been developed for the reduction of alkenes using $\text{NaBH}_4\text{-NiCl}_2\cdot 6\text{H}_2\text{O}$ in EtOH/PEG-400 under mild conditions. In this catalytic system, a variety of alkenes (including trisubstituted alkene α -pinene) were well reduced and the Ni catalyst could be recycled.

The reduction of alkenes is an important transformation in organic synthesis, widely used particularly in petrochemical, pharmaceutical, and fine chemical processes. Traditionally, direct hydrogenation,¹⁻⁴ catalytic hydrogen transfer⁵⁻⁷ and hydride reduction methods⁸⁻¹⁰ have been employed for the reduction of alkenes. Among the reported methods, the utility of sodium borohydride for the reduction of simple alkenes first described by Brown in 1962 is well known.¹¹ In recent years, several related catalytic systems on modification of Brown's approach have been developed. These catalytic systems include $\text{NaBH}_4/\text{NiCl}_2\cdot 6\text{H}_2\text{O}/\text{moist alumina}$ in hexane,¹² $\text{InCl}_3\text{-NaBH}_4$ reagent system,¹³ $\text{NaBH}_4/\text{RuCl}_3$ under aqueous conditions,¹⁴ $\text{NaBH}_4/\text{CH}_3\text{COOH}$ in the presence of Pd/C¹⁵ and $\text{NaBH}_4\text{-RANEY}\text{®}$ nickel system in water.¹⁶ Nevertheless, most of these systems require costly transition metal catalyst, long reaction time and a large excess of NaBH_4 . In addition to this, little has been done to recycle the catalyst for the reduction of alkenes using NaBH_4 . Thus, a very simple, efficient and recyclable system for the reduction of alkenes by NaBH_4 would be highly desirable.

In the reduction of alkenes by NaBH_4 , the *in situ* generated metal nanoparticles (NPs) from the combination of appropriate metal salts and NaBH_4 catalyze the reduction of alkene.¹⁵ In general, metal NPs tend to agglomerate during the catalytic processes and therefore need to be protected by stabilizers.¹⁷ Castro *et al.* ever noticed the aggregation of NPs after just one time in the reduction of alkenes by NaBH_4 without use of a stabilizer.¹⁸ Immobilized nanoparticles (NPs) on insoluble solid supports were generally used for this process in the past literature.^{12,15,16} One significant example was that Takashi Morimoto and coworkers reached 90% yield of ethylbenzene within 3 h using $\text{NiCl}_2\cdot 6\text{H}_2\text{O}$ on moist alumina reduced by

NaBH_4 in hexane at 30 °C.¹² Unfortunately, heterogeneous catalysts of NPs on solid supports are often more inert than corresponding soluble NPs catalysts.¹⁹ In view of the above, we wanted to explore the use of soluble NPs generated *in situ* for this process. PEG-400 is known to be an excellent dispersion agent and stabilizer for soluble metal NPs.^{20,21} Abdul Rahman Mohamed *et al.* found that iron metal NPs formed in an ethanol-PEG-400 solution displayed a more uniform distribution.²² In this work, we introduce $\text{NaBH}_4/\text{NiCl}_2\cdot 6\text{H}_2\text{O}$ in EtOH/PEG-400 to the reduction of alkenes, to the best of our knowledge, the system is novel for the reaction. The novel system was expected to show the following advantages (Scheme 1): (a) NaBH_4 not only reduces Ni^{2+} to soluble Ni (0) NPs *in situ*, but also serves as hydrogen donation for the reduction of alkenes with ethanol; (b) the *in situ* generated soluble Ni (0) NPs catalyst stabilized by PEG-400 is stable, efficient and recyclable for the reduction of alkenes.

We first chose the reduction of styrene as model reaction (Table 1). Initially, the effect of $V_{\text{EtOH}}/V_{\text{PEG-400}}$ (volume ratio of ethanol to PEG-400) on the reaction was investigated. Curiously, using pure ethanol and PEG-400 as the solvent gave lower yields



Scheme 1 Reduction of alkenes using $\text{NaBH}_4\text{-NiCl}_2\cdot 6\text{H}_2\text{O}$ in EtOH/PEG-400 system.

Chemistry & Chemical and Environmental Engineering College, Weifang University, Weifang 261061, China. E-mail: likaoxue@wfu.edu.cn; fahui.li@163.com; Tel: +86-536-8785283

† Electronic supplementary information (ESI) available. See DOI: 10.1039/c8ra00905h



Table 1 Optimization of reaction conditions for the reduction of styrene^a

Entry	Solvent (v/v)	NaBH ₄ (equiv.)	Yield ^b (%)
1	EtOH	0.5	76
2	PEG-400	0.5	41
3	EtOH-PEG400(4/1)	0.5	84
4	EtOH-PEG400(3/2)	0.5	99
5	EtOH-PEG400(2/3)	0.5	92
6	EtOH-PEG400(1/4)	0.5	79
7	MeOH-PEG400(3/2)	0.5	98
8	1-Propanol-PEG400(3/2)	0.5	80
9	1-Butanol-PEG400(3/2)	0.5	60
10	2-Propanol-PEG400(3/2)	0.5	18
11	H ₂ O-PEG400(3/2)	0.5	26
12	Ethyl acetate-PEG400(3/2)	0.5	23
13	Toluene-PEG400(3/2)	0.5	21
14	Cyclohexane-PEG400(3/2)	0.5	26
15	HCOOH-PEG400(3/2)	0.5	<1
16	CH ₃ COOH-PEG400(3/2)	0.5	<1
17	EtOH-PEG400(3/2)	0.75	89
18	EtOH-PEG400(3/2)	1.0	79
19	EtOH-PEG400(3/2)	1.25	68
20	EtOH-PEG400(3/2)	0.5	54 ^c

^a Reaction conditions: N₂ atmosphere, 30 °C, NiCl₂·6H₂O 0.25 mmol, solvent (5 mL), styrene 5 mmol. ^b GC yield. ^c Catalyzed by RANEY® nickel.

(entries 1, 2), while adding certain amounts of PEG-400 to the ethanol led to an enhancement in activity first (entries 3, 4), then further addition of PEG-400 retarded the reaction (entries 5, 6), and a best yield was obtained when using 3/2 ratio of ethanol and PEG-400 (entry 4), which might be due to the good dispersion and stabilization of the Ni (0) NPs in the mixture. Subsequently, the influence of PEG-400 in different solvent on the reduction of styrene was also investigated. It was found that the combination of PEG-400 with MeOH also gave excellent yield (entry 7), whereas PEG-400 in 1-propanol, 1-butanol, 2-propanol, H₂O, ethyl acetate, toluene, cyclohexane afforded the lower yields of product (entries 8–14). The very low yields were obtained in HCOOH-PEG-400 and CH₃COOH-PEG-400 system (entries 15, 16). These results indicated that EtOH and MeOH were the suitable solvents for the reduction of styrene in the presence of PEG-400. Studies on the effects of the amounts of NaBH₄ in EtOH/PEG-400 (3/2 ratio) showed that the yield of ethylbenzene decreased with the increase of the molar equivalents of NaBH₄ (entries 4, 17–19). It is possible that excess amounts of boron products strongly bound the nanocatalyst surface that passivates the active sites of the Ni catalyst. Importantly, the appropriate amounts of the NaBH₄ were only 0.5 molar equivalents (entry 4), which were lower than those in the earlier reports.^{12,15,23,24} This is possibly because the hydrogen source for the reduction can be sufficiently derived from the B–H of NaBH₄ and the O–H of ethanol in our catalytic system (ideally 1 molar of NaBH₄ can reduce 4 molar of alkenes with ethanol), as recently reported by Bai *et al.* for the semi-hydrogenation of alkynes with NaBH₄ in methanol.²⁵ The activity of the *in situ* generated Ni (0) NPs catalyst in EtOH/PEG-400 (3/2 ratio) had also been compared with the commercial

RANEY® nickel catalyst. The results revealed that the *in situ* generated Ni (0) NPs exhibited a higher activity for the reduction of styrene (entries 4, 20). Thus, we can conclude that the EtOH/PEG-400 using NiCl₂·6H₂O–NaBH₄ is a very simple and efficient system for the reduction of styrene.

The *in situ* generated Ni (0) NPs in EtOH/PEG-400 were characterized by UV-vis, XPS after model reaction. Fig. 1a showed the UV-vis spectrum of nickel chloride hexahydrate in EtOH/PEG-400 before and after reaction. Apparently, a broad band at 250–270 nm appeared after reaction, which indicated the formation of Ni (0) NPs.²⁶ XPS spectra (Fig. 1b) showed that Ni 2p_{3/2} peak at approximately 852.8 eV and Ni 2p_{1/2} peak at 870.9 eV, respectively, indicating the generation of Ni (0) NPs.²⁷

The motive to use PEG-400 as a stabilizer in ethanol was the possibility to protect and recycle the Ni (0) NPs catalyst. After model reaction, the catalyst could be separated by simple extracting with *n*-heptane followed by decantation and reused directly without further purification. The results for the reuse of the Ni catalyst were shown in Table 2. As can be seen from Table 2, in the first run, the yield of ethylbenzene reached 99% for 15 min. In subsequent consecutive runs the catalytic activity decreased, similar observations have also been made about the

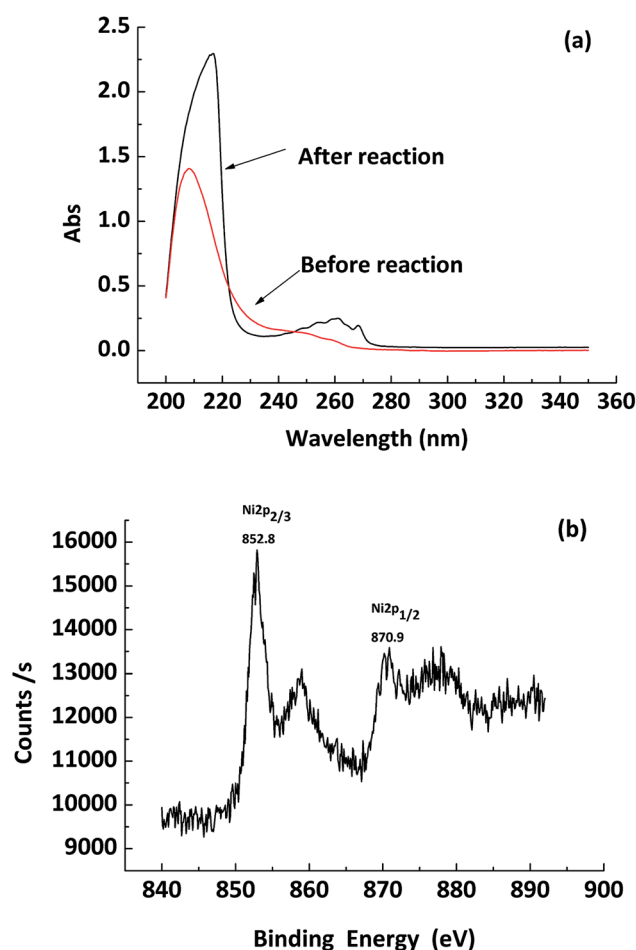


Fig. 1 (a) UV-vis spectra of the solution of NiCl₂·6H₂O in EtOH/PEG-400 before and after the reduction of styrene using NaBH₄. (b) XPS of *in situ* generated Ni NPs.


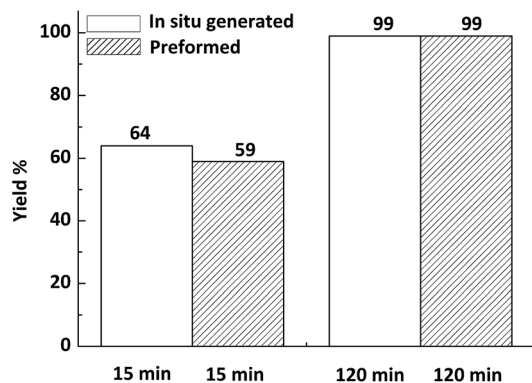
Table 2 Recycle of the catalyst^a

Run	Time/min	Yield ^b (%)
1	15	99
2	120	99
3	120	97

^a Reaction conditions: N₂ atmosphere, 30 °C, NiCl₂·6H₂O 0.25 mmol, V_{EtOH}/V_{PEG-400} = 3 : 2 (5 mL), styrene 5 mmol, NaBH₄ 2.5 mmol. ^b GC yield.

decrease for *in situ* generated Nps catalyst during recycling.^{28,29} However, prolonging the reaction time from 15 min to 120 min could still keep a high yield of ethylbenzene. Notably, the activities of Ni (0) NPs from second run still higher than the corresponding heterogeneous Ni NPS on moist alumina reported by Takashi Morimoto *et al.*¹²

To explore the reason why the catalytic activity decreased after first run, the leaching, size and distribution of Ni NPs were characterized after reaction. The leached Ni species were checked by ICP-AES and found to be only 0.3%. HRTEM image showed that Ni (0) NPs were well-dispersed with an average diameter of 3–5 nm (Fig. 2), indicating the good dispersion and

Fig. 2 HRTEM image of *in situ* generated Ni NPs after model reaction.Fig. 3 Control experiments between *in situ* generated Ni (0) NPs in the second run and preformed Ni (0) NPs catalyst for the model reaction.Table 3 Reduction of alkenes with NaBH₄/NiCl₂·6H₂O in EtOH/PEG-400 system^a

Entry	Substrate	Time (min)	Yield ^b (%)
1	1-Hexene	15	98
2	1-Octene	15	96
3	1-Decene	15	95
4	1-Dodecene	15	94
5	Styrene	15	99
6	4-Methylstyrene	15	100
7	Allyl phenyl ether	15	100
8	<i>trans</i> -Anethole	120	94
9	β-Pinene	240	96
10	Norbornene	15	100
11	Cyclopentene	30	96
12	Cyclohexene	120	99
13	1,5-Cyclooctadiene	300	94(72 : 28) ^c
14	α-Pinene	300	91

^a Reaction conditions: N₂ atmosphere, 30 °C, NiCl₂·6H₂O 0.25 mmol, V_{EtOH}/V_{PEG-400} = 3 : 2 (5 mL), alkenes 5 mmol, NaBH₄ 2.5 mmol. ^b GC yield. ^c Ratio of cyclooctene/cyclooctane.

stabilization of the Ni (0) NPs in EtOH/PEG-400 system. Therefore, the reason for the decrease of catalyst could hardly be explained by Ni leaching or the aggregate of the Ni (0) NPs.

Meanwhile, control experiments were performed between *in situ* generated Ni (0) NPs in the second run and preformed Ni (0) NPs catalyst (see the ESI† for details) for the reduction of styrene (Fig. 3). Obviously, the activities of the two kinds of Ni (0) NPs catalysts for the model reaction were almost equivalent. This promoted us to infer Ni (0) NPs had been changed from *in situ* generated to preformed catalyst, which may be the main reason for the reduced activity of the catalyst in subsequent runs during recycling. The details are under investigation.

The scope of this catalytic system was also examined for the reduction of various olefins (Table 3). Both aliphatic and acyclic olefins were reactive in the catalytic system, affording their corresponding alkanes with excellent yields. For example, monosubstituted terminal alkenes were efficiently reduced to their corresponding alkanes within 15 min (entries 1–7). Disubstituted olefins were also reduced efficiently (entries 8–13), but with longer reaction times compared to monosubstituted terminal alkenes except for norbornene (entry 10). Reduction of 1,5-cyclooctadiene afforded cyclooctene and cyclooctane with 94% yield within 300 min (entry 13). Importantly, trisubstituted alkene α-pinene (in contrast with previous studies of NaBH₄/CoCl₂ (ref. 30) and NaBH₄/RuCl₃ system,^{14,31} which were inert for the reduction of α-pinene) was also reduced without any difficulty (entry 14).

Conclusions

In summary, we have developed a novel system for the reduction of alkenes in one pot. The catalytic system involving NaBH₄/NiCl₂·6H₂O/EtOH/PEG-400 exhibited good activity, recyclability and general applicability. Further the protocol is convenient, cheap and safe to carry out on a large scale.

Conflicts of interest

There are no conflicts to declare.

Acknowledgements

This work was supported by Shandong Provincial Natural Science Foundation, China (ZR2014BL016) and Weifang Science & Technology Development Plan (2016GX004, 2014GX024).

Notes and references

- 1 K. Li, Y. Wang, J. Jiang and Z. Jin, *Catal. Commun.*, 2010, **11**, 542.
- 2 D. A. Struc, F. Lu and J. R. Aranzas, *Angew. Chem., Int. Ed.*, 2005, **44**, 7852.
- 3 D. J. Frank, L. Guet, A. Käslin, E. Murphy and S. P. Thomas, *RSC Adv.*, 2013, **3**, 25698.
- 4 P. Upadhyay and V. Srivastava, *RSC Adv.*, 2015, **5**, 740.
- 5 D. Wang and D. Astruc, *Chem. Rev.*, 2015, **115**, 6621.
- 6 G. Zhang, Z. Yin and J. Tan, *RSC Adv.*, 2016, **6**, 22419.
- 7 K. Imamura, Y. Okubo, T. Ito, A. Tanaka and K. Hashimoto, *RSC Adv.*, 2014, **4**, 19883.
- 8 R. A. W. Johnstone, A. H. Wilby and I. D. Entwistle, *Chem. Rev.*, 1985, **85**, 129.
- 9 J. Mondal, K. T. Nguyen, A. Jana and K. Kurniawan, *Chem. Commun.*, 2014, **50**, 12095.
- 10 A. Dhakshinamoorthy and K. Pitchumani, *Tetrahedron Lett.*, 2008, **49**, 1818.
- 11 H. C. Brown and C. A. Brown, *J. Am. Chem. Soc.*, 1962, **84**, 1494.
- 12 S. Yakabe, M. Hirano and T. Morimoto, *Tetrahedron Lett.*, 2000, **41**, 6795.
- 13 B. C. Ranu and S. Samanta, *Tetrahedron*, 2003, **59**, 7901.
- 14 P. K. Sharma, S. Kumar, P. Kumar and P. Nielsen, *Tetrahedron Lett.*, 2007, **48**, 8704.
- 15 A. T. Tran, V. A. Huynh, E. M. Friz, S. K. Whitney and D. B. Cordes, *Tetrahedron Lett.*, 2009, **50**, 1817.
- 16 G. K. Rao, N. B. Gowda and R. A. Ramakrishna, *Synth. Commun.*, 2012, **42**, 893.
- 17 A. Roucoux, J. Schulz and H. Patin, *Chem. Rev.*, 2002, **102**, 3757.
- 18 K. A. De Castro, S. Oh, J. Yun, J. K. Lim, G. An, D. K. Kim and H. Rhee, *Synth. Commun.*, 2009, **39**, 3509.
- 19 J. A. Widegren and R. G. Finke, *J. Mol. Catal. A: Chem.*, 2003, **191**, 187.
- 20 F. A. Harraz, S. E. El-Hout, H. M. Killa and I. A. Ibrahim, *J. Catal.*, 2012, **286**, 184.
- 21 Y. Zhong, X. Gong, X. Zhu, Z. Ni, H. Wang, J. Fu and W. Han, *RSC Adv.*, 2014, **4**, 63216.
- 22 C. M. Seah, S. P. Chai, S. Ichikawa and A. R. Mohamed, *Carbon*, 2012, **50**, 960.
- 23 B. C. Ranu and S. Samanta, *J. Org. Chem.*, 2003, **68**, 7130.
- 24 V. V. Kalashnikov and L. G. Tomilova, *Mendeleev Commun.*, 2007, **17**, 343.
- 25 X. Wen, X. Shi, X. Qiao, Z. Wu and G. Bai, *Chem. Commun.*, 2017, **53**, 5372.
- 26 P. Calandra, *Mater. Lett.*, 2009, **63**, 2416.
- 27 Y. Richardson, J. Blin, G. Volle and J. Motuzas, *Appl. Catal., A*, 2010, **382**, 220.
- 28 Z. Du, W. Zhou, F. Wang and J. X. Wang, *Tetrahedron*, 2011, **67**, 4914.
- 29 L. Ackermann and R. Vicente, *Org. Lett.*, 2009, **11**, 4922.
- 30 N. Satyanarayana and M. Periasamy, *Tetrahedron Lett.*, 1984, **25**, 2501.
- 31 J. H. Babler and N. A. White, *Tetrahedron Lett.*, 2010, **51**, 439.