

# An illustrated checklist of the genus *Elymnias* Hübner, 1818 (Nymphalidae, Satyrinae)

Chia-Hsuan Wei<sup>1</sup>, David J. Lohman<sup>2,3,4</sup>, Djunijanti Peggie<sup>5</sup>, Shen-Horn Yen<sup>1</sup>

**1** Department of Biological Sciences, National Sun Yat-Sen University, Kaohsiung, 80424, Taiwan **2** Department of Biology, City College of New York, City University of New York, New York, NY, 10031, USA **3** Ph.D. Program in Biology, Graduate Center, City University of New York, New York, NY, 10016, USA **4** Entomology Section, National Museum of the Philippines, Manila, 1000, Philippines **5** Division of Zoology, Research Centre for Biology-LIPI, Cibinong-Bogor, 16911, Indonesia

Corresponding authors: Shen-Horn Yen ([shenhornyen@mail.nsysu.edu.tw](mailto:shenhornyen@mail.nsysu.edu.tw)); David J. Lohman ([dlohman@ccny.cuny.edu](mailto:dlohman@ccny.cuny.edu))

Academic editor: T. Simonsen | Received 9 March 2017 | Accepted 19 April 2017 | Published 25 May 2017

<http://zoobank.org/B6631828-C401-4F98-BFBD-7A504DCA1A3C>

**Citation:** Wei C-H, Lohman DJ, Peggie D, Yen S-H (2017) An illustrated checklist of the genus *Elymnias* Hübner, 1818 (Nymphalidae, Satyrinae). ZooKeys 676: 47–152. <https://doi.org/10.3897/zookeys.676.12579>

## Abstract

We review the genus *Elymnias* Hübner, 1818, a morphologically diverse satyrine butterfly clade involved in multifarious Batesian mimicry relationships throughout Asia and Africa. A variety of different model species are mimicked, and many *Elymnias* species are sexually dimorphic mimics, with males and females resembling different model species. We revise species and subspecies delimitations in light of an integrative taxonomic investigation using external morphology, male and female genital morphology, and a multi-locus molecular phylogeny. There is little interspecific genitalic variation among species in this group, and previous taxonomists therefore relied almost entirely on wing patterns. Our molecular phylogenetic analysis reveals several examples of polymorphism or wing pattern divergence within a single species currently classified as two or more different species. We also found examples of wing pattern convergence among disparate lineages that mimic the same widespread model species. Frequently, two or more phenotypically similar species were classified as a single species. This comprehensive checklist reviews all names associated with *Elymnias* to align its taxonomy with the evolutionary history of the group. All available information on nomenclature, type localities, repositories of type specimens, and geographical distributions is summarized, and images of adult specimens and genitalia are provided along with distribution maps of all species and selected subspecies. We identify 2 species *incertae sedis*, establish 15 monophyletic species groups (including 1 species unplaced in any species group), and make 49 taxonomic changes, including 35 new synonyms, 7 new combinations (2 of which have new status), 1 resurrected combination, 1 resurrected subspecies, and 7 status changes.

## Keywords

Batesian mimicry, convergent evolution, Elymniini, polymorphism, sexual dimorphism, Southeast Asia

## Introduction

*Elymnius* Hübner, 1818 (Nymphalidae: Satyrinae) is a species-rich and widespread butterfly genus distributed throughout the Old World tropics (Aoki et al. 1982). It derives its name from *Elymnius jynx* Hübner, 1818 (now *Elymnius hypermnestra hypermnestra* (Linnaeus, 1763)) (Fruhstorfer 1907). The genus' widespread range and remarkable wing pattern diversity, together with the economic importance of several species, has attracted the attention of taxonomists and agricultural entomologists for centuries (Merrett 1993; Wallace 1869). However, the entire group has not been examined systematically in over 100 years (Fruhstorfer 1907; 1911), and no studies to date have used genetic data to substantiate taxonomic hypotheses. Most species are found in the Indo-Australian Archipelago, a geographically complex and geologically dynamic area with over 20,000 islands that are likely to have contributed to diversification in this taxon (Lohman et al. 2011).

We recognize a single Afrotropical species with two subspecies and 52 Australasian species with 181 subspecies distributed from Nepal to Sri Lanka in the west, throughout tropical and subtropical Asia, and extending east to Taiwan and south to Australia's Cape York and the Bismark Archipelago of Papua New Guinea. A few species are widespread across several countries or landmasses, but many are restricted to single islands. Several new species have been discovered recently (Monastyrskii 2004; Okubo 2010; Saito and Koshi 2012), highlighting the rarity of many species and their predilection for relatively inaccessible locales, such as high mountains and remote islands.

Species in the genus differ markedly in wing color, pattern, shape, and size, making *Elymnius* one of the most morphologically heterogeneous butterfly genera (Feltwell 1993). This morphological diversity is apparently because most species are Batesian mimics of strikingly different, unpalatable model butterfly species (Corbet 1933; 1943). Many *Elymnius* species are monomorphic; conspecific males and females mimic the same model species (e.g., *E. paradoxa* and *E. vasudeva*). However, some species are sexually dimorphic mimics (Moore 1894; Punnett 1915; Vane-Wright 1976), with males and females mimicking different models and differing markedly in wing color and pattern (e.g., *E. kuenstleri* and *E. harterti*; Corbet et al. 1992; Parsons 2000). A few sexually dimorphic *Elymnius* species mimic a single sexually dimorphic model species, such as *E. casiphone* and *E. saueri*, which both mimic *Euploea mulciber*. A few species exhibit variability in sexual dimorphism: males and females in some populations mimic the same model species and are monomorphic, while the same species is strongly dimorphic in other locales (e.g., *E. hypermnestra* and *E. agondas*).

Larvae of all species with known life histories feed exclusively on palms (Arecaceae) (Bascombe et al. 1999; Ek-Amnuay 2012; Parsons 2000; Robinson et al. 2017), and several species are also agricultural pests on economically important oil palm, *Elaeis guineensis*

(Koh and Gan 2007; Merrett 1993). Adults are known to feed on exudates from rotting fruit (Treadaway and Schroeder 2012). Palm-feeding butterflies are not known to sequester noxious secondary compounds from their larval hosts, and naïve avian predators readily consumed adult *E. hypermnestra* in laboratory trials (S.-H. Yen, unpublished results), supporting the hypothesis that *Elymnias* are Batesian and not Müllerian mimics.

After the description of Linnaeus's *Papilio hypermnestra* (now *Elymnias hypermnestra hypermnestra*) in 1763, the accumulation of new species/subspecies publications was slow and confined to few localities, for instance, *E. nesaea* (Linnaeus, 1764) from Java, *E. panthera* (Fabricius, 1787) from Borneo, and *E. vitellia* (Stoll, [1781]) from Ambon. Most species and subspecies were described during between the middle of the 19<sup>th</sup> century and early 20<sup>th</sup> century in the following works: Hewitson (1858; 1861; 1867; 1874; South East Asian Islands), Felder and Felder (1860; 1863; 1867; Philippines), Butler (1867; 1871; 1874; 1882; 1883; Asia), Distant (1882a; b; 1883; 1886; Malaysia), Semper (1887; 1892; Philippines), Grose-Smith (1889; 1892; 1894a; b; 1897; South East Asian Islands), Staudinger (1889; 1894a; b; Palawan and New Guinea), de Nicéville (1890; 1893; 1895; 1898; 1900; 1902; Indo-Malaya), Moore (1857; 1875; 1878a; b; 1880; 1886; 1894; Indian subcontinent and Indochina), Fruhstorfer (1894a; b; c; 1895a; b; 1896a; b; c; 1898a; b; c; 1899; 1900; 1902a; b; c; 1904a; b; c; d; Southeast Asia; 1911), Rothschild (1915a; b; c; d; islands surrounding New Guinea), Hemming (1967; global), and Talbot (1929; 1932; Malaysia). Several new taxa have been discovered during the last 40 years, including species described by Jumalon (1975; Philippines), Tsukada and Nishiyama (1979; Southeast Asia), Tateishi (2001; Southeast Asia), Uémura and Kitamura (2001; Philippines), Monastyrskii (2004; the Indochina), Suzuki (2006; the Andaman Islands), Okubo (2010; the Lesser Sunda Islands), and Saito and Koshi (2012; Indochina).

The first checklist of *Elymnias* was compiled by Wallace (1869), followed by Butler (1871); Gaede (1931) enumerated the *Elymnias* species recognized at that time. The most recent comprehensive generic revision was completed by Fruhstorfer (1907; 1911), who recognized over 200 species-level taxa. This most recent study established the genus' higher classification, infrageneric grouping, geographical distributions, diagnostic characters, and synonyms. He recognized *Elymniopsis* Westwood, [1851] (now a junior synonym of *Elymnias*) as a valid genus and separated *Elymnias* into two subgenera: *Elymnias* and *Mimadelias* Moore, 1894. However, Fruhstorfer's taxonomic treatment relied entirely on comparisons of wing shape and color pattern; he did not examine genitalia. After this work, a few additional publications provide regional checklists with images of adults, including: Aoki and Uémura (1982), D'Abbrera (1985), Pinratana (1988), Corbet et al. (1992), Osada et al. (1999), Chou (2000), Monastyrskii (2005), Ek-Amnuay (2012), Treadaway and Schroeder (2012), and Inayoshi (2017). These works, together with G. Lamas' catalog of butterfly names established the taxonomic groundwork for the genus. Prior to the present study, ca. 47 species and 190 subspecies were recognized (G. Lamas, *pers. comm.*).

This checklist enumerates and verifies all current combinations and synonyms, and provides original literature citations, type localities, repositories of type specimens,

photographs of specimens and genitalia, and maps of each subspecies' geographical range and type locality. Integrative taxonomic practice employing multi-locus molecular phylogenetics in concert with data from wing and genitalic characters has informed taxonomic decisions to retain or revise contentious classification and nomenclature. This checklist is meant to clarify taxonomic problems in the genus and aid biologists interested in studying butterfly biodiversity, but will also serve as a framework for future studies on the phylogeny, biogeography, wing pattern evolution, and speciation of this fascinating radiation of Batesian mimetic butterfly species.

## **Material and methods**

### **Examination of original literature and type specimens**

The taxonomic changes we propose are based on examinations of hundreds of specimens in dozens of museums, quantification of wing and genitalic characters including over 100 dissections of males and females (Wei et al. in prep.), and a multi-locus molecular phylogenetic analysis based on six genetic markers from over 200 specimens including nearly every species that we recognize (Lohman et al. in prep.).

Verification of type specimens was based on information provided in the original literature as well as critical review of the collection of specific authors, especially Fruhstorfer. All taxonomic treatments proposed in the present study, including the availability of infrasubspecific taxa, follow regulations and suggestions of the latest version of ICZN (1999).

All publications with original descriptions of new taxa or describing new taxonomic acts were consulted to verify the status and collection localities of type material. Geographical information was obtained directly from specimen labels and from literature to provide accurate locality data and minimize misinterpretation of geographical localities caused by misidentified or mislabeled specimens.

All images of specimens photographed in various museum collections are used here with permission from each museum. Except for the photographs provided by KUTH (Department of Entomology, Kasetsart University), David J. Lohman, and the Museum of Comparative Zoology, Harvard University, all the other photographs were taken by Chia-Hsuan Wei and Shen-Horn Yen.

The following abbreviations are used to specify the repository of type material. Specimens, including type specimens, were borrowed and/or photographed from many of these institutions and private collections.

### **Abbreviations of specimen repositories**

**DNPFIC** Forest Insect Collection, Department of National Parks, Wildlife and Plant Conservation, Thailand

<b>ECMP</b>	Entomology Collection, Bureau of Science, Manila, Philippines
<b>FMNH</b>	Field Museum of Natural History, Chicago, USA
<b>HPC</b>	Hiroto Hanafusa Private Collection, Japan
<b>HSPC</b>	Hiroyuki Soeda Personal Collection, Japan
<b>IM</b>	Indian Museum, Calcutta, India
<b>IPC</b>	Yutaka Inayoshi Private Collection, Chiang Mai, Thailand
<b>JPC</b>	Julian Jumalon Private Collection, Cebu City, Philippines
<b>KMSPC</b>	Kazu-Michi Suzuki Private Collection, Japan
<b>KUTH</b>	Department of Entomology, Kasetsart University, Thailand
<b>LSL</b>	Linnaean Society of London, London, London, UK
<b>MCZ</b>	Museum of Comparative Zoology, Harvard University, USA
<b>MEPR</b>	Museo Entomologico Pietro Rossi, Duino, Italy
<b>NODAI</b>	Tokyo University of Agriculture, Tokyo, Japan
<b>MUS</b>	Malaysia Universiti Sarawak, Kota Samarahan, Malaysia
<b>NBC</b>	National Biodiversity Center, Leiden, Netherlands
<b>NHM</b>	The National History Museum, London, UK
<b>NHMT</b>	The National History Museum at Tring, Tring, UK
<b>NHMW</b>	Vienna Museum of Natural History, Vienna, Austria
<b>NMNH</b>	National Museum of Natural History, USA
<b>NRM</b>	Naturhistoriska Riksmuseet, Stockholm, Sweden
<b>NSYSU</b>	National Sun Yat-Sen University, Kaohsiung, Taiwan
<b>NWSUAF</b>	Northwest A & F University, Shaanxi, China
<b>OMPC</b>	Kikumaro Okano Private Collection, Japan
<b>OPC</b>	Kiyoshi Okubo Private Collection, Japan
<b>PNM</b>	National Museum of the Philippines, Manila, Philippines
<b>SMFD</b>	Naturmuseum Senckenberg, Frankfurt am Main, Germany
<b>SMK</b>	Sarawak Museum Kuching, Sarawak, Malaysia
<b>SMTD</b>	Staatliches Museum für Tierkunde, Dresden, Germany
<b>SPC</b>	Kotaro Saito Private Collection, Japan
<b>TME</b>	Toyosato Museum of Entomology, Tsukuba, Japan
<b>TPC</b>	Tsukada Private Collection, Japan
<b>UPC</b>	Yoshinobu Uémura Private Collection, Japan
<b>ZMHB</b>	Museum für Naturkunde, Berlin, Germany
<b>ZMUC</b>	Zoological Museum University of Copenhagen, Copenhagen, Denmark

### **Species concept and integrative taxonomic approach**

We ascribe to the Biological Species Concept, which defines species as reproductively isolated groups of populations (Mayr 1940). We have attempted to recognize reproductive isolation between species by identifying coordinated morphological and/or genetic differences among species in several traits. We also expect that species should not be polyphyletic and that species should generally be monophyletic after sufficient

time since divergence from their sister taxon. We regard subspecies as phenotypically distinctive geographic variants and do not expect them to be monophyletic or reproductively isolated from other subspecies (Braby et al. 2012). However, a subspecies should be differentiable from other conspecific subspecies using morphology, genetic data, or other characteristics.

Given the within-species morphological variability known from this and other mimetic butterfly taxa (Punnett 1915), we adopted the following procedures for evaluating the validity of prior taxonomic hypotheses: (1) We reconstructed phylogenies using both morphological (Wei et al. in prep.) and molecular data (Lohman et al. in prep.), and used these as guides for interpreting relationships among species and taxonomic boundaries within species complexes; (2) In these analyses, we endeavored to include specimens from the type localities (or the surrounding area—at least the same island group) of the nominotypical subspecies to substantiate taxonomic boundaries of geographically widespread species with multiple subspecies (e.g., *agondas*, *casiphone*, *hypermnestra*, *nesaea*, and *panthera*); (3) We considered the geological history of a species' range (Hall 2001; Hall and Smyth 2008; Sathiamurthy and Voris 2006), particularly for taxa that are rare in museum collections and not readily available for morphological or molecular study. For example, present-day Sulawesi comprises multiple terranes, some of which originated in different biogeographical subregions, that collided in the Miocene (Lohman et al. 2011; Stelbrink et al. 2012). If two or more subspecies of the same species are described from a large and geologically complex island such as Sulawesi or New Guinea and we had limited material for phylogenetic study, then we generally retained the landmass's different subspecies for lack of evidence to synonymize them; (4) When genetic and/or ecological data suggested that different names had been applied to different mimetic forms, sexes, or seasonal forms, we synonymized these taxa.

For convenience, we have divided the genus into 15 monophyletic species groups (Lohman et al. in prep.) named after each clade's oldest named species. Because of the uniformity of genitalia and extreme intraspecific variability in wing patterns, there are few if any morphological synapomorphies that can be used to discriminate these species groups. They have been circumscribed based on relatedness as inferred by a multi-locus molecular phylogeny.

### **Distribution maps and type localities**

A variety of sources were used to infer the distribution maps that we provide, including museum data, taxonomic and other publications (Aoki et al. 1982; Braby 2000; Ek-Amnuay 2012; Hanafusa 2001; Inayoshi 2017; Monastyrskii 2004; 2005; Okubo 2010; Parsons 2000; Saito and Koshi 2012; Suzuki 2006; Tateishi 2001; Treadaway and Schroeder 2012; Uémura and Kitamura 2001; Vane-Wright and de Jong 2003). The majority of *Elymnias* taxa were described when most of South and Southeast Asia were colonized by European countries, and many of the type locality names given in the species descriptions have changed since colonial times. Therefore, in addition to

the original type locality names given in the species description, we have attempted to provide the modern locality names in parentheses. In the text below, we do not attempt to use present knowledge of the taxon's distribution to infer the precise location where the type was collected. However, when designating type localities on the distribution maps, we have attempted to use knowledge of the taxon's current distribution and other information to indicate the type locality as precisely as possible. Nonetheless, many type localities are imprecise and cannot be localized because many labels simply list the island where the specimen was found (e.g., New Guinea) rather than a precise locality.

### Format of the checklist

This annotated checklist is formatted in the following way:

**valid species name author, year**

SPECIMENS: Figs X, Y, Z; MALE GENITALIA: Figs X, Y, Z; DISTRIBUTION: Fig: X

**ssp. recognized valid subspecies name, author, year**

*Original combination of subspecies*, Author, Year. **TL:** Type locality provided in original description (Current name of type locality in a standardized format- COUNTRY: Province, locality). **TS:** Depository of type specimen. Original citation.

*Junior synonym original combination*, Author, Year. **TL:** Type locality provided in original description (Current name of type locality); **TS:** Depository of type specimen. Original citation.

### Checklist of *Elymnias*

**ELYMNIAS Hübner, 1818** (Type species: *Elymnias jynx* Hübner, 1818, = *Papilio hypermnestra* Linnaeus, 1763) *Zuträge Samml. exot. Schmett.* 1:12.

*Didonis* Hübner, [1819] (Type species: *Papilio vitellia* Stoll, 1781)<sup>1</sup>

*Verz. bek. Schmett.* 2: 17.

*Dyctis* Boisduval, 1832 (Type species: *Dyctis agondas* Boisduval, 1832)

*Voy. Astrolabe.* 1: 138.

*Agrusia* Moore, 1894 (Type species: *Melanitis esaca* Westwood, 1851)

*Lepidoptera Indica* 2 (18): 169.

*Bruasa* Moore, 1894 (Type species: *Melanitis penanga* Westwood, 1851)

*Lepidoptera Indica* 2 (18): 164–165.

*Melynyias* Moore, 1894 (Type species: *Papilio lais* Cramer, [1777])

*Lepidoptera Indica* 2 (18): 156–163.

<sup>1</sup> The type species of *Didonis* Hübner was erroneously thought to be *Papilio biblis* Fabricius, 1807 in earlier literature. Scudder (1875) subsequently selected *Papilio vitellia* Stoll as the type species, and this designation thereby prevented misuse of the name and confusion with the genus *Biblis* Fabricius, 1807 as stated by Hemming (1967).

*Mimadelias* Moore, 1894 (Type species: *Elymnias vasudeva* Moore, 1858)<sup>2</sup>  
*Lepidoptera Indica* 2 (18): 165–168.

*Elymniopsis* Fruhstorfer, 1907 (Type species: *Papilio phegea* Fabricius, 1793)<sup>3</sup>  
*Dt. ent. Z. Iris* 20 (3): 173–174.

### ***bammakoo*-group**

#### ***bammakoo* (Westwood, 1851)**

SPECIMENS: Fig. 1A–D; MALE GENITALIA: Fig. 22A; DISTRIBUTION: Fig. 27

##### **ssp. *bammakoo* (Westwood, 1851)**

*Papilio phegea* Fabricius, 1793. **TL:** UGANDA. **TS:** ZMUC. (preoccupied by *Papilio phegea* Borkhausen, 1788). *Ent. Syst.* 3 (1): 132.

*Melanitis bammakoo* Westwood, 1851. **TL:** Ashanti (GHANA: Ashanti Region). **TS:** NHM. *Gen. diurn. Lep.* 2: 405, pl. 68, fig. 3.

*Elymnias phegea* var. *intermedia* Aurivillius, 1898. **TL:** not indicated. **TS:** NRM. *K. svenska Vetenskakad. Handl.* 31 (5): 45.

*Elymnias phegea* ab. *angustata* Bartel, 1905. **TL:** KAMERUN, Barombi Station (CAMEROON: Southwest Region, Barombi Mbo). **TS:** unknown. *Novit. Zool.* 12: 129.

*Elymiopsis bammakoo* var. *hybrida* Niepelt, 1915. **TL:** Kassai River (DEMOCRATIC REPUBLIC OF CONGO: Kasai River). **TS:** NHM. *Int. Ent. Zs.* 9: 58.

*Elymniopsis lise* Hemming, 1960. **TL:** UGANDA. **TS:** ZMUC. (replaced *Papilio phegea* Fabricius, 1793). *Annot. lep.* 1: 30.

##### **ssp. *ratrayi* Sharpe, 1902**

*Elymnias ratrayi* Sharpe, 1902. **TL:** Entebbe (UGANDA: Central Uganda, Entebbe). **TS:** NHM. *Entomologist* 35: 41.

*Elymnias ugandae* Grünberg, 1908. **TL:** UGANDA. **TS:** unknown. *Sitzungsber. Ges. Naturf. Freunde. Berlin.* 1908: 51.

*Elymniopsis ugandae* f. *ratrayi* Lewis, 1974. **TL:** UGANDA. **TS:** unknown. *Butterflies of the World*, p. 266, pl. 115, fig. 15.

<sup>2</sup> Moore (1894) did not include any species when establishing *Mimadelias* in Part 18 of his *Lepidoptera Indica*. The type species *vasudeva* was subsequently designated as the type species in his Part 19 of the same series.

<sup>3</sup> *Elymniopsis* has often been regarded as a distinct genus since its establishment in 1907 by Fruhstorfer, and most references of Afrotropical butterflies list it as a genus of its own (e.g., Larsen 2005). Hemming (1943) first synonymized this genus with *Elymnias* and the opinion was followed by Gardiner (2010) and further supported by the phylogenetic studies by Peña et al. (2006). In our molecular phylogenetic study (Lohman et al. in prep.), this taxon is sister to all of the Asian species. However, aside from their wing patterns, which mimic various *Acraea* spp. (Nymphalidae: Heliconiinae), the morphological features of this species are not distinct from other *Elymnias* (Wei et al. in prep.), and we refrain from retaining the monotypic genus *Elymniopsis*.



*Elymniopsis bammakoo rattrayi* (Sharpe, 1902). **TL:** UGANDA. **TS:** unknown. *Butterflies of West Africa*, p. 283.

### **paradoxa-group**

#### **paradoxa** Staudinger, 1894

**SPECIMENS:** Fig. 1E–F; **MALE GENITALIA:** Fig. 22B; **DISTRIBUTION:** Fig. 28

*Elymnias paradoxa* Staudinger, 1894. **TL:** Kubary (PAPUA NEW GUINEA: Madang Province, Mt. Kubari). **TS:** ZMHB. *Dt. ent. Z. Iris* 7 (1): 116.

*Elymnias erastus* Grose-Smith, 1894. **TL:** Sattelberg (PAPUA NEW GUINEA: Morobe Province, Huon Peninsula, Sattelberg). **TS:** NHM. *Novit. Zool.* 1 (3): 588.

### **papua-group**

#### **papua** Wallace, 1869

**SPECIMENS:** Fig. 1G–M; **MALE GENITALIA:** Fig. 22C; **DISTRIBUTION:** Fig. 29

##### **ssp. papua** Wallace, 1869<sup>4</sup>

*Elymnias papua* Wallace, 1869. **TL:** New Guinea<sup>5</sup>. **TS:** NHM. *Trans. Ent. Soc. Lond.* 1869 (4): 329.

*Elymnias viridescens* Grose-Smith, 1894. **TL:** Humboldt Bay (INDONESIA: Papua, Jayapura, Yos Sudarso Bay). **TS:** NHM. *Novit. Zool.* 1(2): 365, pl. 12, figs 5–6.

*Dyctis viridescens* var. *kakarona* Hagen, 1897. **TL:** Sattelberg (PAPUA NEW GUINEA: Morobe Province, Huon Peninsula, Sattelberg). **TS:** NHMT. *Jarhb. Nass. Ver. Nat.* 50: 78.

*Elymnias papua bivittata* van Eecke, 1915. **syn. n.** **TL:** Bivakeiland, Koofbivak, New Guinea (INDONESIA: Papua, Asmat Regency, Bivak Island). **TS:** NBC. *Nova Guinea* 13 (1): 65, pl. 3, fig. 5 & 5a.

##### **ssp. lactentia** Fruhstorfer, 1907

*Elymnias papua lactentia* Fruhstorfer, 1907. **TL:** Waigi Island (INDONESIA: West Papua, Raja Ampat Regency, Waigeo). **TS:** NHM. *Dt. ent. Z. Iris* 20 (3): 240.

##### **ssp. cinereomargo** Joicey & Noakes, 1915

*Elymnias viridescens cinereomargo* Joicey & Noakes, 1915. **TL:** Biak Island (INDONESIA: Papua, Biak). **TS:** NHM. *Trans. ent. Soc. Lond.* 1915 (2): 196.

##### **ssp. climena** Talbot, 1932

*Elymnias climena* Talbot, 1932. **TL:** Mysol Island (INDONESIA: West Papua, Raja Ampat Regency, Misool). **TS:** NHM. *Bull. Hill Mus. Witley* 4 (3): 168.

<sup>4</sup> We recognize 5 subspecies of *papua* in the present study and synonymize *bivittata* with *papua* because no significant morphological differences were found. In addition, no apparent barriers to dispersal seem to exist between the geographic ranges of these two taxa.

<sup>5</sup> Since Wallace only traveled to the Bird's Head Peninsula on New Guinea, it is likely that the type specimen was collected in what is now the Indonesian province of West Papua.

**ssp. *euploeoides* Talbot, 1932**

*Elymnias euploeoides* Talbot, 1932. **TL:** Batchian (INDONESIA: North Maluku, Bacan).

**TS:** NHM. *Bull. Hill Mus. Witley* 4 (3): 167.

***esaca*-group*****esaca* (Westwood 1851)<sup>6</sup>**

**SPECIMENS:** Figs 1N–P, 2A–C; **MALE GENITALIA:** Fig. 22D–E; **DISTRIBUTION:** Fig. 30

**ssp. *esaca* (Westwood, 1851)**

*Melanitis esaca* Westwood, 1851. **TL:** East Indies. **TS:** NHM. *Gen. diurn. Lep.* 2: 405.

*Elymnias godferyi* Distant, 1883. **TL:** Sungei Ujong (Peninsular MALAYSIA: Negeri Sembilan, Sungei Ujong). **TS:** NHM. *Ann. Mag. nat. Hist.* 12 (71): 351.

*Dyctis esacoides* de Nicéville, [1893]. **TL:** Perak (Peninsular MALAYSIA: Perak), Battak Mountains<sup>7</sup> (INDONESIA: North Sumatra). **TS:** IM. *J. Bomb. Nat. Hist. Soc.* 7 (3): 323, pl. H, fig. 2.

**ssp. *egialina* (C. & R. Felder, 1863)**

*Melanitis egialina* C. & R. Felder, 1863. **TL:** Luzon (PHILIPPINES: Luzon). **TS:** NHMW.

*Wien. ent. Monats.* 7 (4): 121.

*Melanitis ligya* C. & R. Felder, 1863. **nom. nud.** **TL:** Luzon (PHILIPPINES: Luzon). **TS:** NHMW. *Wien. ent. Monats.* 7 (4): 121.

*Melanitis pallas* C. & R. Felder, 1863. **nom. nud.** **TL:** Luzon (PHILIPPINES: Luzon). **TS:** NHMW. *Wien. ent. Monats.* 7 (4): 121.

<sup>6</sup> The distinctiveness of *esaca* and *vasudeva* has never been doubted and they have been treated as distinct species in all prior studies. The former is distributed throughout most of the Greater Sunda Islands, the Philippines, and the Thai-Malay peninsula, and the range of the latter encompasses northeast India, Myanmar, northern Laos, northern Vietnam and southwest China. The wings of male *esaca* are shorter and more attenuate than *vasudeva*, and have black ground coloration with a metallic submarginal band in some specimens. The male of *vasudeva* is not dramatically different from the female in wing shape or color pattern. However, our molecular phylogenetic analysis (Lohman et al. in prep.) reveals that both specimens of *vasudeva* (from China and India) are nested within a clade of three *esaca* specimens from Java, Mindanao, and peninsular Malaysia. This paraphyletic relationship suggests that the two species should be synonymized. However, we regard both species as valid because: 1) wing color and pattern are strongly dimorphic in *esaca*, but more or less monomorphic in *vasudeva*; 2) the wing shape of *esaca* males differs from females, and this is not true of *vasudeva*; and 3) the two taxa are parapatric.

<sup>7</sup> “Battak Mountains” is the type locality for many butterfly and other animal taxa, but the name appears on no recent map of Sumatra. It seems to refer to the mountainous region historically inhabited by the Batak ethnic groups in northeast Sumatra. From the description in de Nicéville and Martin (1895), “Battak Mountains” seems to refer to the portion of the Barisan Mountain Range running along the western edge of North Sumatra Province, including the peaks surrounding Lake Toba.

**ssp. borneensis** Wallace, 1869<sup>8</sup>

*Elymnias borneensis* Wallace, 1869. **TL:** Sarawak (East MALAYSIA: Sarawak). **TS:** NHM. *Trans. ent. Soc. Lond.* 1869 (4): 324.

*Elymnias (Mimadelias) esaca taeniola* Fruhstorfer, 1907. **syn. n. TL:** southeast Borneo. **TS:** NHM. *Dt. ent. Z. Iris* 20 (3): 250.

**ssp. andersonii** (Moore, 1886)<sup>9</sup>

*Dyctis andersonii* Moore, 1886. **TL:** Mergui (MYANMAR: Thanintharyi, Mergui Archipelago). **TS:** NHM. *J. Linn. Soc. Lond.* 21 (1): 33, pl. 3, fig. 5.

*Elymnias (Mimadelias) oberthuri* Fruhstorfer, 1902. **syn. n. TL:** Renong, Siam (THAILAND: Ranong). **TS:** NHM. *Soc. Ent.* 17 (11): 82.

**ssp. maheswara** Fruhstorfer, 1894

*Elymnias (Dyctis) maheswara* Fruhstorfer, 1894. **TL:** Gede Vulcan (INDONESIA: West Java, Mt. Gede). **TS:** NHM. *Ent. Nachr.* 20 (2): 21.

**ssp. leontina** Fruhstorfer, 1898

*Elymnias esaca leontina* Fruhstorfer, 1898. **TL:** Nias (INDONESIA: North Sumatra, Nias). **TS:** NHM. *Ent. Zs.* 12 (14): 99.

**ssp. pseudodelias** Fruhstorfer, 1907

*Elymnias (Mimadelias) esaca pseudodelias* Fruhstorfer, 1907. **TL:** Sumatra (INDONESIA: Sumatra). **TS:** NHM. *Dt. ent. Z. Iris* 20 (3): 250.

**ssp. georgi** Fruhstorfer, 1907

*Elymnias (Mimadelias) esaca georgi* Fruhstorfer, 1907. **TL:** Mindanao (PHILIPPINES: Mindanao). **TS:** NHM. *Dt. ent. Z. Iris* 20 (3): 251.

**ssp. saifuli** Hanafusa, 1993

*Elymnias esaca saifuli* Hanafusa, 1993. **TL:** Siberut Island (INDONESIA: West Sumatra, Mentawai Islands, Siberut). **TS:** HPC. *Futao* (11): 3.

**ssp. popularis** Hanafusa, 1994

*Elymnias esaca popularis* Hanafusa, 1994. **TL:** Tanahmasa Island (INDONESIA: North Sumatra, South Nias Regency, Batu Islands, Tanahmasa). **TS:** HPC. *Futao* (17): 19.

**ssp. splendida** Tateishi, 2001

*Elymnias esaca splendida* Tateishi, 2001. **TL:** Singkep Island (INDONESIA: Riau Islands, Lingga Archipelago, Singkep Island). **TS:** FMNH. *Futao* (39): 13.

**ssp. lingga** Tateishi, 2001

*Elymnias esaca lingga* Tateishi, 2001. **TL:** Lingga Island (INDONESIA: Riau Islands, Lingga Archipelago, Lingga Island). **TS:** FMNH. *Futao* (39): 14.

<sup>8</sup> The subspecies *esaca taeniola* is synonymized with *esaca borneensis* because there are no consistent morphological differences between them and no obvious biogeographical barriers within the island Borneo that would restrict gene flow and maintain subspecific differences.

<sup>9</sup> *oberthuri* was originally described as a species by Fruhstorfer (1902b) and subsequently downgraded to be a subspecies of *vasudeva* (Fruhstorfer 1907). We synonymize it with *esaca andersonii* because these two names seem to represent opposite sexes of the same subspecies confined to the Thai-Malay Peninsula.

**ssp. *nigricans* Tateishi, 2001**

*Elymnias esaca nigricans* Tateishi, 2001. **TL:** Enggano Island (INDONESIA: Bengkulu, Enggano Island). **TS:** FMNH. *Futao* (39): 14.

**ssp. *andrewi* Schröder & Treadaway, 2003**

*Elymnias esaca andrewi* Schröder & Treadaway, 2003. **TL:** PHILIPPINES: Oriental Mindoro, Mt. Halcon. **TS:** SMFD. *Nachr. ent. Ver. Apollo* 23 (4): 193, pl. 1, figs 3–4.

**ssp. *leytensis* Schröder & Treadaway, 2003**

*Elymnias esaca leytensis* Schröder & Treadaway, 2003. **TL:** PHILIPPINES: Southern Leyte, Saint Bernard, Hinabian. **TS:** SMFD. *Nachr. ent. Ver. Apollo* 23 (4): 194, pl. 1, figs 7–8.

**ssp. *tateishii* Lamas, 2010**

*Elymnias esaca tateishii* Lamas, 2010. *SHILAP* 38 (150): 198. (replacement name of *Elymnias esaca lautensis* Teteishi, 2001).

*Elymnias esaca lautensis* Tateishi, 2001. **TL:** Laut Island (INDONESIA: South Kalimantan, Kota Baru, Laut Island). **TS:** FMNH. *Futao* (39): 13. (preoccupied by *Elymnias harterti lautensis* Medicielo & Hanafusa, 1994).

***vasudeva* Moore, 1857<sup>10</sup>**

**SPECIMENS:** Fig. 2D–K; **MALE GENITALIA:** Fig. 22F; **DISTRIBUTION:** Fig. 31

**ssp. *vasudeva* Moore, 1857**

*Elymnias (Mimadelias) vasudeva vasudeva* Moore, 1857. **TL:** Darjeeling (INDIA: West Bengal, Darjeeling). **TS:** NHM. *Cat. lep. Ins. Mus. East India Coy.* 1: 238.

*Elymnias thycana* Wallace, 1869. **syn. n. TL:** INDIA. **TS:** NHM. *Trans. ent. Soc. Lond.* 1869 (4): 323. <sup>(8)</sup>

*Mimadelias deva* Moore, 1894. **syn. n. TL:** Khasia Hills, Assam (INDIA: Meghalaya, Khasi Hills). **TS:** NHM. *Lepid. Ind.* 2 (19): 167, pl. 142, fig. 2a.

*Mimadelias burmensis* Moore, 1893. **syn. n. TL:** Tenasserim (MYANMAR: Tanintharyi, Tenasserim). **TS:** NHM. *Lepid. Ind.* 2 (19): 168, pl. 143, fig. 1a–e.

*Elymnias vacudera* [sic] *sinensis* Chou, Zhang & Xie, 2000. **syn. n. TL:** Yunnan (CHINA: Yunnan). **TS:** NWSUAF. *Entomotaxonomia* 22 (3): 224, figs 7–8.

***dara*-group*****dara* Distant & Pryer, 1887**

**SPECIMENS:** Fig. 3A–D; **MALE GENITALIA:** Fig. 22G–I; **DISTRIBUTION:** Fig. 32

<sup>10</sup> Having examined all the type specimens and a long series of other material ranging from northeast India to southwest China, we failed to detect any consistent differences among the subspecies described by (Moore 1857; 1894), Wallace (1869), and Chou (2000). We consider all *vasudeva* subspecies to be indistinguishable from one another; the variable wing patterns lack diagnostic differences and are not reliable for delimiting subspecies.

**ssp. *dara* Distant & Pryer, 1887**

*Elymnias dara* Distant & Pryer, 1887. **TL:** north Borneo. **TS:** NHM. *Ann. Mag. nat. Hist.* (5) 19 (109): 50.

**ssp. *albofasciata* Staudinger, 1889**

*Elymnias albofasciata* Staudinger, 1889. **TL:** PHILIPPINES: Palawan. **TS:** ZMHB. *Dt. ent. Z. Iris* 2 (1): 39.<sup>11</sup>

**ssp. *deminuta* Staudinger, 1889**

*Elymnias albofasciata* var. *deminuta* Staudinger, 1889. **TL:** Lawang (INDONESIA: East Java, Malang, Lawang). **TS:** ZMHB. *Dt. ent. Z. Iris* 2 (1): 40.

**ssp. *bengena* Fruhstorfer, 1907**

*Elymnias dara bengena* Fruhstorfer, 1907. **TL:** Palabuan (INDONESIA: West Java, Sukabumi, Pelabuhan Ratu). **TS:** NHM. *Dt. ent. Z. Iris* 20 (3): 216.

**ssp. *darina* Fruhstorfer, 1907**

*Elymnias dara darina* Fruhstorfer, 1907. **TL:** Battak Mountains (INDONESIA: North Sumatra). **TS:** NHM. *Dt. ent. Z. Iris* 20 (3): 215.

**ssp. *daedalion* (de Nicéville, 1890)**

*Dyctis daedalion* de Nicéville, 1890. **TL:** Myittha (MYANMAR: Mandalay, Kyaukse, Myittha). **TS:** IM. *J. Bomb. nat. Hist. Soc.* 5 (3): 202, pl. D, fig. 4.

***patna*-group**

***patna* (Westwood, 1851)<sup>12</sup>**

**SPECIMENS:** Fig. 3E–I; **MALE GENITALIA:** Fig. 22J; **DISTRIBUTION:** Fig. 33

<sup>11</sup> Staudinger (1889) described *albofasciata* based on specimens from Palawan. However, the locality of a “type specimen” deposited in ZMHB is labeled as “Tanyong Malim, Malacca”. We consider the type to be either mislabeled or simply not a type of this subspecies. Staudinger (1889) indicated that he compared specimens of *dara* from Malacca (specimen provided by Künstler) and Palawan. The mistake in labeling is probably caused by historical confusion of the type locality since its publication.

<sup>12</sup> Moore (1894) described *patnoides* as a distinct species, but Fruhstorfer (1907) downgraded it to be a form of *patna patna*. In the same publication, Fruhstorfer (1907) described *patna stictica* from Vietnamese specimens. Having examined long series from India, Myanmar, northern Thailand, northern Laos, Vietnam and Hainan (China), we find no consistent differences in wing pattern and wing shape among populations in this region. We therefore synonymize both *patnoides* and *stictica* with *patna*. The subspecies *hanitschi* from the Malay Peninsula has slightly different metallic blue sheen from the nominotypical subspecies, and molecular phylogenetic analysis reveals that the *patna* from India and *patna* from Malay Peninsula form distinct sister lineages. We therefore retain the subspecies status of *hanitschi* in the present study. Ek-Amnuay et al. (2007) described *inayoshii* based on specimens collected in Ranong and Trang Provinces in peninsular Thailand. The name, however, is not available under the Code. Additionally, the taxonomic status of the peninsular Thai populations is questionable, as we find that the wing shape and coloration of *inayoshii* are markedly different from *patna patna* and *patna hanitschi*. Since we have no material for DNA sequencing, we cannot determine whether the peninsular Thai populations should be treated as a subspecies of *patna* or a different species altogether. The nomenclatural problem of *inayoshii* requires confirmation of the taxon’s species identity.

**ssp. *patna* (Westwood, 1851)**

*Melanitis patna* Westwood, 1851. **TL:** East India. **TS:** NHM. *Gen. diurn. Lep.* 2: 405, pl. 68, fig. 2.

*Elymnias patna bercovitzii* Joicey & Talbot, 1921. **TL:** Five Finger Mountains (CHINA: Hainan, Wuzhi Mountain). **TS:** NHM. *Bull. Hill Mus. Witley* 1 (1): 173.

*Melanyias patnoides* Moore, 1893. **syn. n.** **TL:** Burma, Karen Hills, East Pegu (MYANMAR: Bago). **TS:** NHM. *Lepid. Ind.* 2 (19): 163, pl. 141, fig. 2 & 2a.

*Elymnias patna stictica* Fruhstorfer, 1902. **syn. n.** **TL:** Than-Moi, Nordtonkin (VIETNAM: Lang Son, Than Moi). **TS:** NHM. *Dt. ent. Z. Iris* 14 (2): 271.

**ssp. *hanitschi* Martin, 1909**

*Elymnias patna hanitschi* Martin, 1909. **TL:** Malayische Halbinsel (Thai-Malay Peninsula). **TS:** NHMT. *Dt. ent. Z. Iris* 22 (1): 52.

***peali* Wood-Mason, 1883**

SPECIMENS: Fig. 3J–K; MALE GENITALIA: Fig. 22K; DISTRIBUTION: Fig. 34

*Elymnias peali* Wood-Mason, 1883. **TL:** Aideo, Sibsagar district, Assam (INDIA: Assam, Sivasagar). **TS:** NHM. *Ann. Mag. nat. Hist.* (5) 11: 62, pl. 2, fig. A & B.

***ceryx*-group*****ceryx* (Boisduval, 1836)<sup>13</sup>**

SPECIMENS: Fig. 3L–M; MALE GENITALIA: Fig. 22L; DISTRIBUTION: Fig. 35

*Melanitis ceryx* Boisduval, 1836. **TL:** West Java (INDONESIA: West Java). **TS:** NHM. *Hist. Nat. Ins., Spec. Gén. Lépid.* 1: pl. 9, fig. 8.

*Elymnias hestinia* Fruhstorfer, 1911. **TL:** Java (INDONESIA: Java). **TS:** NHM. *Gross-Schmett. Erde* 9: 383.

***kuenstleri* Honrath, [1885]**

SPECIMENS: Fig. 4A–C; MALE GENITALIA: Fig. 22M; DISTRIBUTION: Fig. 36

**ssp. *kuenstleri* Honrath, [1885]**

*Elymnias kuenstleri* (= *kuenstleri*) Honrath, [1885]. **TL:** Perak and Malacca (Peninsular MALAYSIA: Perak and Malacca). **TS:** NHM. *Berl. ent. Z.* 29 (2): 276, pl. 8, fig. 3.

**ssp. *gauroides* Fruhstorfer, 1894**

*Elymnias gauroides* Fruhstorfer, 1894. **TL:** Tjisewu, West Java (INDONESIA: West Java, Cisewu). **TS:** NHM. *Ent. Nachr.* 20 (3): 43.

**ssp. *rileyi* Corbet, 1933**

*Elymnias kuenstleri rileyi* Corbet, 1933. **TL:** Borneo. **TS:** NHM. *Stylops* 2: 132.

*Elymnias borneensis* Riley, 1923. **TL:** Borneo. **TS:** unknown. *Entomologist* 56 (717): 36.

<sup>13</sup> Westwood (1851) was possibly unaware of the true collection locality of the type specimen of *ceryx*. Having examined the description, we confirm that the type locality of the type specimen should be Java, not Mexico.

**ssp. *dobrnii* de Nicéville, 1895<sup>14</sup>**

*Elymnias* (*Melyniyas*) *dobrnii* de Nicéville, 1895. **TL:** Bohorok, East Sumatra (INDONESIA: North Sumatra, Langkat Regency, Bohorok). **TS:** *IM. J. Bomb. nat. Hist. Soc.* 10 (1): 21, pl. S, fig. 12.

*Elymnias kuenstleri mariae* Toxopeus, 1936. **syn. n.** **TL:** Bekoelen (INDONESIA: South Sumatra, Bengkulu). **TS:** *NBC. Ent. Med. Ned. Ind.* 2: 46, fig. 1.

***ceryxoides* de Nicéville, 1895. stat. rev.<sup>15</sup>**

**SPECIMENS:** Fig. 3N–O; **DISTRIBUTION:** Fig. 37

*Elymnias* (*Melyniyas*) *ceryxoides* de Nicéville, 1895. **TL:** Battak Mountains (INDONESIA: North Sumatra). **TS:** *IM. J. Bomb. nat. Hist. Soc.* 10 (1): 22, pl. S, fig. 13.

*Elymnias ceryx ceryxoides* f. *nigritia* Fruhstorfer, 1907. **TL:** Vulkan Singalang (INDONESIA: West Sumatra, Agam Regency, Mt. Singalang). **TS:** *NHM. Dt. ent. Z. Iris* 20 (3): 213.

***pellucida* Fruhstorfer, 1895**

**SPECIMENS:** Fig. 4D–E; **MALE GENITALIA:** Fig. 22N; **DISTRIBUTION:** Fig. 38

*Elymnias pellucida* Fruhstorfer, 1895. **TL:** Kinabalu (East MALAYSIA: Sabah, Mt. Kinabalu). **TS:** *NHM. Ent. Nachr.* 21 (11): 168.

*Elymnias anneae* Pryer & Cator, 1894. **TL:** Borneo. **TS:** *NHM. Br. N. Borneo Herald* 12 (9): 234.

*Elymnias aroa* Shelford, 1902. **TL:** Mount Penrissen, Sarawak (East MALAYSIA: Sarawak, Mt. Penrissen). **TS:** *SMK. Proc. Zool. Soc. Lond.* 1902 (2): 272.

***penanga*-group**

***penanga* (Westwood, 1851)<sup>16</sup>**

**SPECIMENS:** Fig. 4F–L; **MALE GENITALIA:** Fig. 22O; **DISTRIBUTION:** Fig. 39

<sup>14</sup> Toxopeus's *mariae* was described from Sumatra, from which de Nicéville's *dobrnii* was also collected. Since there are no remarkable or consistent morphological differences between the subspecies and because no biogeographic or climatic barriers to dispersal seem to exist on Sumatra, we consider *mariae* to be a junior synonym of *dobrnii*. de Nicéville's *dobrnii* was once placed as a subspecies either of *pellucida* (Fruhstorfer 1907) or of *patna* (D'Abrera 1985), here we can confirm it should be associated with *kuenstleri* after having examined the specimens from Sumatra.

<sup>15</sup> The taxonomic status of De Nicéville's *ceryxoides* has been inconsistent. It was originally proposed as a subspecies of *ceryx*, and the treatment was followed by Fruhstorfer (1907). Aoki et al. (1982) suggested upgrading *ceryxoides* as an independent species without giving explanation, but this taxon was again downgraded as a subspecies of *ceryx* by D'Abrera in 1985. Having examined both morphology and genetic data, we conclude that *ceryxoides* should be regarded as a full species endemic to Sumatra.

<sup>16</sup> *Elymnias penanga* is one of the few *Elymnias* species with polymorphic female color patterns. However, the female forms are not diagnostically different among subspecies. The diagnostic characters that distinguish subspecies are the size, forewing shape, and metallic sheen of the male.

**ssp. *penanga* (Westwood, 1851)**

*Melanitis penanga* Westwood, 1851. **TL:** Penang (Peninsular MALAYSIA: Penang).

**TS:** NHM. *Gen. diurn. Lep.* (2): 405.

*Melaninis mehida* Hewitson, 1863. **TL:** SINGAPORE. **TS:** NHM. *Ill. exot. Butts.* [4] (*Melanitis*): [69], pl. [36], figs 2–3.

*Elymnias abrisa* Distant, 1886. **TL:** Province Wellesley (Peninsular MALAYSIA: Penang, Seberang Perai). **TS:** NHM. *Ann. Mag. nat. Hist.* 17 (102): 531.

*Elymnias penanga penanga* f. *hislopi* (♀) Eliot, 1967. **TL:** Langkawi (Peninsular MALAYSIA: Kedah, Langkawi). **TS:** NHM(?). *Entomologist* 100 (1244): 3.

*Elymnias penanga* f. *immaculata* Martin, 1909. **TL:** INDONESIA: Sumatra. **TS:** NHMT. *Dt. ent. Z. Iris* 22 (1): 55.

*Elymnias penanga penanga* f. *johnsoni* Talbot, 1929. **TL:** Penang (Peninsular MALAYSIA: Penang). **TS:** NHM. *Bull. Hill Mus. Witley* 3 (1): 80.

**ssp. *sumatrana* Wallace, 1869**

*Elymnias sumatrana* Wallace, 1869. **TL:** Sumatra (INDONESIA: Sumatra). **TS:** NHM. *Trans. ent. Soc. Lond.* 1869 (4): 325.

**ssp. *konga* Grose-Smith, 1889**

*Elymnias konga* Grose-Smith, 1889. **TL:** Kina Balu Mountain, (East MALAYSIA: Sabah, Mt. Kinabalu). **TS:** NHM. *Ann. Mag. nat. Hist.* (6) 3 (16): 317.

*Elymnias borneensis* Grose-Smith, 1892. **TL:** Northeast Borneo. **TS:** NHM. *Ann. Mag. nat. Hist.* (6) 10 (60): 428. (preoccupied by *Elymnias borneensis* Wallace 1869)

*Elymnias penanga trepsichroides* Shelford, 1904. **TL:** North Borneo. **TS:** NHM. *J. Straits Asiat. Soc.* (41): 103. (replacement name for *Elymnias borneensis* Grose-Smith, 1892)

*Elymnias penanga konga* f. *mehidina*, Fruhstorfer, 1907. **TL:** Borneo. **TS:** NHM. *Dt. ent. Z. Iris* 20 (3): 226.

*Elymnias penanga konga* f. *ptychandrina*, Fruhstorfer, 1907. **TL:** North Borneo. **TS:** NHM. *Dt. ent. Z. Iris* 20 (3): 227.

**ssp. *chelensis* de Nicéville, 1890**

*Elymnias chelensis* de Nicéville, 1890. **TL:** Khasi Hills (INDIA: Meghalaya, Khasi Hills). **TS:** IM. *J. Bomb. nat. Hist. Soc.* 5 (3): 200, pl. D, fig. 3.

***hypermnestra*-group*****hypermnestra* (Linnaeus, 1763)**

**SPECIMENS:** Figs 5A–N, 6A–P, 7A–O, 8A–H; **MALE GENITALIA:** Fig. 23A–K; **DISTRIBUTION:** Fig. 40

**ssp. *hypermnestra* (Linnaeus, 1763)<sup>17</sup>**

<sup>17</sup> *Elymnias hypermnestra* is one of the few satyrine species that is regarded as a minor pest of several species of palms. The name has been used numerous times in the taxonomic, ecological, and agricultural literature (Corbet 1943; Koh and Gan 2007; Merrett 1993; Shang-Wen 1998; Yong et al. 2012). However, Lamas (2010) raised concern regarding the validity of this name. This species was originally



- Papilio hypermnestra* Linnaeus, 1763. **TL:** Java (INDONESIA: Java). **TS:** LSL. *Amoenitates Acad.* 6: 407.
- Papilio protogenia* Cramer, 1779. **TL:** Java (INDONESIA: Java). **TS:** NBC. *Uitl. Kapellen.* 2 (16): 141, pl. 189, fig. F–G.
- Hamadryas jynx* Hübner, 1808. **TL:** not indicated. **TS:** unknown. *Erste Zutr. Samml. exot. Schmett.* p. 4.
- Elymnias jynx* Hübner, 1818. **TL:** East Indies. **TS:** unknown. *Zuträge Samml. exot. Schmett.* 1: 12.
- Elymnias hypermnestra hypermnestra* f. *perpusilla* Fruhstorfer, 1907. **TL:** Java (INDONESIA: Java). **TS:** NHM. *Dt. ent. Z. Iris* 20 (3): 181.
- Elymnias hypermnestra* f. *atrata* Roepke, 1942. **TL:** Java (INDONESIA: Java). **TS:** NBC. *Rhop. Javan.* (4): 422.<sup>18</sup>

---

placed in *Papilio* by Linnaeus (1763), which made it a junior primary homonym of *Papilio hypermnestra* Scopoli, 1763 (now a synonym of *Zerynthia polyxena* ([Schiffmüller], 1775) (Papilionidae). *Papilio hypermnestra* Linnaeus was published after 23 June 1763, whereas *Papilio hypermnestra* Scopoli was published before that date. Therefore, according to the ICZN Article 57.2, both names are primary homonyms and the junior primary homonym (in this case, *hypermnestra* Linnaeus) is permanently invalid (see also Article 23.9.5). Given this set of circumstances, Linnaeus' *hypermnestra* can only be regarded as valid under one of three conditions according to the code:

- 57.2.1. its use as a valid name (nomen protectum) is maintained under the conditions specified in Article 23.9, or
- 57.2.2. it is conserved by the Commission under Article 81, or
- 57.2.3. it, but not its senior homonym, is included in a relevant adopted Part of the List of Available Names in Zoology..”

However, as already stated by Lamas (2010), *hypermnestra* Linnaeus does not fulfill any of the three conditions specified above, because: 1) *hypermnestra* Linnaeus has not been maintained as a nomen protectum and does not fulfill the conditions specified in Article 23.9; 2) *hypermnestra* Linnaeus has not been conserved by the Commission under Article 81; and 3) no part of the List of Available Names in Zoology has been adopted yet for Lepidoptera.

Meanwhile, *hypermnestra* Scopoli has been used numerous times as a valid name after 1899 [see Article 23.9.1.1], and therefore does not qualify as a nomen oblitum. Consequently, if use of the younger homonym [*hypermnestra* Linnaeus] is to be maintained, the case needs to be submitted to the International Commission for Zoological Nomenclature for a ruling under the plenary power (Article 81). In addition, if Linnaeus's *hypermnestra* is eventually considered invalid by the Commission, the other earliest available name for this species is *Papilio undularis* Drury, 1773, which is now used to represent the subspecies of northeast India, and the valid subspecific name for the population of Java would be *protogenia* Cramer, 1779.

<sup>18</sup> Roepke's *atrata* has rarely been mentioned in previous literature, and, having examined the original description, we regard it as a junior synonym of the nominotypical subspecies, which is also from Java.

**ssp. undularis (Drury, 1773)<sup>19</sup>**

*Papilio undularis* Drury, 1773. **TL:** East Indies. **TS:** NHM. *Ill. Nat. Hist. Exot. Insects* 2: 17, pl. 10, f. 1–2.

*Biblis undularis* Westwood, 1837. **TL:** East Indies, Java (INDONESIA: Java). **TS:** NHM. *Ill. Exo. Ent.* 2: 18, pl. X, figs 1–2.

*Melanitis undularis* Westwood, 1851. **TL:** East India, Java (INDONESIA: Java). **TS:** NHM. *Gen. diurn. Lep.* 2: 404.

**ssp. fraterna Butler, 1871**

*Elymnias fraterna* Butler, 1871. **TL:** Ceylon (SRI LANKA). **TS:** NHM. *Proc. Zool. Soc. Lond.* 1871: 520, pl. 42, fig. 3.

**ssp. nigrescens Butler, 1871**

*Elymnias nigrescens* Butler, 1871. **TL:** Sarawak (East MALAYSIA: Sarawak). **TS:** NHM. *Proc. Zool. Soc. Lond.* 1871: 520, pl. 42, fig. 1.

*Elymnias hecate* Butler, 1871. **TL:** Labuan, Borneo (East MALAYSIA: Labuan). **TS:** NHM. *Proc. Zool. Soc. Lond.* 1871 (2): 520, pl. 42, f. 2.

*Elymnias nigrescens nigrescens* f. *pseudagina* Fruhstorfer, 1907. **TL:** Sarawak, Borneo (East MALAYSIA: Sarawak). **TS:** NHM. *Dt. ent. Z. Iris* 20 (3): 191.

*Elymnias nigrescens nigrescens* f. *edela* Fruhstorfer, 1907. **TL:** Pontianak (INDONESIA: West Kalimantan, Pontianak). **TS:** NHM. *Dt. ent. Z. Iris* 20 (3): 191.

*Elymnias nigrescens nigrescens* f. *virilis* Fruhstorfer, 1907. **TL:** Lawas (East MALAYSIA: Sarawak, Lawas). **TS:** NHM. *Dt. ent. Z. Iris* 20 (3): 191.

*Elymnias nigrescens nigrescens* f. *hecate* Fruhstorfer, 1907. **TL:** Labuan (East MALAYSIA: Labuan). **TS:** NHM. *Dt. ent. Z. Iris* 20 (3): 191.

**ssp. cottonis (Hewitson, 1874). comb. n.<sup>20</sup>**

*Melanitis cottonis* Hewitson, 1874. **TL:** Andaman Islands (INDIA: Andaman Islands). **TS:** NHM. *Ann. Mag. nat. Hist.* 14 (83): 358.

*Elymnias cottonis cottonis* Fruhstorfer, 1907. **TL:** Andaman Islands (INDIA: Andaman Islands). **TS:** NHM. *Dt. ent. Z. Iris* 20 (3): 183.

<sup>19</sup> Interpretation of the type locality of Drury's *undularis* has been problematic. Drury did not clearly indicate the origin of the specimen he saw but labeled the locality as "East Indies". During the late 18<sup>th</sup> century, the phrase "East Indies" referred to a wide range of possible localities from India to Indonesia. However, authors working after Drury, without clear reason, interpreted *undularis* as a taxon distributed in northeast India rather than Indonesia. We examined many specimens from north India to Java at different museums and also compared the original drawings of *hypermnestra* (and its junior synonyms) and *undularis* in the literature (e.g., Cramer 1779; Drury 1773), but failed to detect any differences between them. We therefore retain the current concept of *undularis* until more evidence becomes available.

<sup>20</sup> Hewitson's *cottonis* was described as a full species due to the lack of metallic sheen or any other notable markings on the upper side of both the fore- and hindwings; its conspecificity with *hypermnestra* has not previously been suggested. Our unpublished data (Wei et al. in prep.) demonstrates that *cottonis* and *hypermnestra* cannot be distinguished using morphological characters unrelated to possible mimicry, and the molecular phylogeny reveals that *cottonis* is nested within *hypermnestra* with strong support (Lohman et al. in prep.). We therefore combine *cottonis* (including subspecies *jennifferae* from Little Andaman) with *hypermnestra*, retaining the names *cottonis* and *jennifferae* as distinct subspecies.

**ssp. *tinctoria* Moore, [1879]<sup>21</sup>**

*Elymnias tinctoria* Moore, [1879]. **TL:** Meetan, Moolai (MYANMAR: Tanintharyi)  
**TS:** NHM. *Proc. Zool. Soc. Lond.* 1878 (4): 826.

*Elymnias hypermnestra tinctoria* f. *paraleuca* Fruhstorfer, 1907. **TL:** Mergui-Archie, Tenasserim (MYANMAR: Thanintharyi, Mergui Archipelago). **TS:** NHM. *Dt. ent. Z. Iris* 20 (3): 177.

**ssp. *hainana* Moore, 1878<sup>22</sup>**

*Elymnias hainana* Moore, 1878. **TL:** Hainan (CHINA: Hainan). **TS:** NHM. *Proc. zool. Soc. Lond.* 1878 (3): 696.

*Elymnias nigrescens formosana* Fruhstorfer, 1903. **TL:** Takau (TAIWAN: Kaohsiung).  
**TS:** NHM. *Dt. ent. Z. Iris* 16 (1): 17.

*Elymnias nigrescens tonkiniana* Fruhstorfer, 1902. **syn. n. TL:** Tonkin, Haiphong (VIETNAM: Haiphong). **TS:** NHM. *Dt. ent. Z. Iris* 14 (2): 271.

*Elymnias hypermnestra nigrescens* f. *depicta* Fruhstorfer, 1907. **syn. n. TL:** Tonkin (northern VIETNAM). **TS:** NHM. *Dt. ent. Z. Iris* 20 (3): 188.

*Elymnias hypermnestra septentrionalis* Chou & Huang, 1994. **syn. n. TL:** Nanning (China: Guangxi, Nanning). **TS:** NWSUAF. *Monographia Rhopalocerum Sinesisium* 1: 375, fig. 27.

**ssp. *discrepans* Distant, 1882<sup>23</sup>**

*Elymnias discrepans* Distant, 1882. **TL:** Penang, Province Wellesley (Peninsular MALAYSIA: Penang, Seberang Perai). **TS:** NHM or NHMT. *Ann. Mag. nat. Hist.* (5) 9 (53): 397.

<sup>21</sup> Besides *undularis* from northeast India, there are three other subspecies with orange, *Danaus*-mimicking females distributed in Myanmar, Thailand, and Vietnam. The differences between females of the subspecies *tinctoria*, *violetta*, and *meridionalis*, are subtle. Besides the female form mimicking *Danaus chrysipus* (or *D. genutia*), there is another female form with whitish hindwings (the forms *obfuscata* and *paraleuca*) that possibly mimics either *D. melanippus* or *D. affinis* in Thailand and Vietnam. Since the current subspecies classification has been adopted by local guidebooks and other publications for so long (Corbet et al. 1992; Ek-Amnuay 2012; Monastyrskii 2005; Pinratana 1988), we do not propose any nomenclatural change prior to a thorough phylogenetic/population genetics study based dense sampling of the entire region is completed.

<sup>22</sup> Moore's *hainana* was described from specimens from Hainan Island, China, and the name has been applied to the Taiwanese population since the late 19<sup>th</sup> century. Since Hainan is between China's Guangxi Province and northern Vietnam, where *septentrionalis* and *tonkiniana* were described, respectively, and because examination of dozens of specimens evince no consistent morphological differences among these subspecies, we synonymize these three names and regard *hainana* as the valid name.

<sup>23</sup> Penang is a small island in the Andaman Sea lying just off the western coast of peninsular Malaysia. The strait that separates this small island (293 km<sup>2</sup>) from the peninsula is only 2–8 km wide, yet seems to form a dispersal barrier between the peninsular population (commonly known as *agina*, but herein changed to *beatrice*, see discussion below) and insular *discrepans*. The female type specimen of *discrepans* seems to be a morphologically intermediate form between orange, *Danaus*-mimicking *tinctoria* and dark, *Euploea*-mimicking phenotypes. This phenotype has not been documented from the mainland. We therefore retain the name *discrepans* because of the taxon's distinctive female wing patterns; further studies will ascertain whether this subspecies is genetically distinct from other *hypermnestra* subspecies.

**ssp. *orientalis* Röber, 1891**

*Elymnias orientalis* Röber, 1891. **TL:** Flores (INDONESIA: East Nusa Tenggara, Flores).

**TS:** unknown. *Tijdschr. Ent.* 34: 311.

*Elymnias nigrescens dobertyi* Fruhstorfer, 1902. **TL:** Ende Island (INDONESIA: East Nusa Tenggara, Flores, Ende Island). **TS:** NHM. *Dt. ent. Z. Iris* 14 (2): 273.

**ssp. *baliensis* Fruhstorfer, 1896**

*Elymnias protegenia baliensis* Fruhstorfer, 1896. **TL:** Bali (INDONESIA: Bali). **TS:** NHM. *Soc. Ent.* 11 (18): 147.

*Elymnias nigrescens bulelenga* Rothschild, 1915. **TL:** Buleleng (INDONESIA: Bali, Buleleng Regency). **TS:** NHM. *Novit. Zool.* 22 (1): 124.

**ssp. *violetta* Fruhstorfer, 1902<sup>19</sup>**

*Elymnias undularis violetta* Fruhstorfer, 1902. **TL:** Muok-Lek (THAILAND: Saraburi, Muak Lek). **TS:** NHM. *Soc. Ent. Soc. Ent.* 16 (22): 169.

*Elymnias hypermnestra violetta* f. *epixantha* Fruhstorfer, 1907. **TL:** Bangkok (THAILAND: Bangkok). **TS:** NHM. *Dt. ent. Z. Iris* 20 (3): 178.

*Elymnias hypermnestra violetta* f. *obfusca* Riley, 1932. **TL:** Siam (THAILAND). **TS:** NHM. *J. Siam. Soc.* 8 (4, Suppl.): 249.

**ssp. *meridionalis* Fruhstorfer, 1902<sup>19</sup>**

*Elymnias undularis meridionalis* Fruhstorfer, 1902. **TL:** south Annam (southern VIETNAM). **TS:** NHM. *Soc. Ent.* 16 (22): 169.

*Elymnias meridionalis* f. *orphnia*, Fruhstorfer, 1907. **TL:** south Annam (southern VIETNAM). **TS:** NHM. *Dt. ent. Z. Iris* 20 (3): 179.

**ssp. *beatrice* Fruhstorfer, 1902. comb. n.<sup>24</sup>**

<sup>24</sup> The taxonomic status and the names applied to the populations of *Elymnias hypermnestra* from Malay Peninsula, Singapore, Borneo, and Sumatra have been historically confusing and chaotic. In 1882, Distant reported and described *nigrescens* from the Malay Peninsula, Malacca, Billiton (Belitung), and Borneo. Since Butler (1871) already stated that the type locality of the “real *nigrescens*” is Sarawak (Borneo), and the female wing patterns of the populations in Borneo and Malay Peninsula are slightly different, it is not appropriate to apply the name *nigrescens* to the peninsular population. Fruhstorfer (1902) noticed that “*nigrescens*” *sensu* Distant was different from the Bornean one, so he proposed a nomen novum, *beatrice*, to refer to “*nigrescens sensu* Distant”. The concept of Fruhstorfer’s *beatrice*, however, is probably not monophyletic as he listed Perak, Lingga (Riau), Deli (North Sumatra), and Sumatra in the geographical range of *beatrice*, but our morphological study does not support lumping the Sumatran population with the peninsular Malaysian one. In the same publication, Fruhstorfer (1902a) described an aberration of *nigrescens*, namely *agina*, for populations in Singapore, Sumatra, and Perak. The name *agina* has been used much more frequently than *beatrice* to represent the population in the Malay Peninsula including Singapore (Corbet 1943; Lamas 2010; Pinratana 1988). However, Article 45.6.2 of the Code, *agina* was not an available name when Fruhstorfer first proposed it as an aberrant form of *nigrescens* (now a valid subspecies of *hypermnestra*). This name might have subsequently become available by Corbet (1943) when he discussed the taxonomy of the *Elymnias hypermnestra* of Malay Peninsula, and first used *agina* to represent the populations in Johor and Singapore. According to the Code (Article 45.5.1), Corbet would be the first author to make *agina* available so in the present study, we correct the authorship and year of *agina* to be “Corbet, 1943”. Both *bea-*

*Elymnias nigrescens*, Distant, 1882. *Rhopalocera Malayana*: 61.

*Elymnias nigrescens beatrice* Fruhstorfer, 1902. **nomen n.** for Distant's *nigrescens*.

**TL:** SINGAPORE, Perak (Peninsular MALAYSIA: Perak), Lingga (INDONESIA: Riau Islands, Lingga Archipelago, Lingga Island), Deli, (INDONESIA: North Sumatra Province, Deli Serdang Regency), Sumatra (INDONESIA: Sumatra), Wellesley Province (Peninsular MALAYSIA: Penang, Seberang Perai), Billiton (INDONESIA: Bangka-Belitung Province, Belitung). **TS:** NHM. *Dt. ent. Z. Iris* 14 (2): 272.

*Elymnias nigrescens* ab. *agina* Fruhstorfer, 1902. **unavailable name.** **TL:** Singapore, Sumatra (INDONESIA: Sumatra), Perak (Peninsular MALAYSIA: Perak). **TS:** NHM. *Dt. ent. Z. Iris* 14 (2): 272.<sup>22</sup>

*Elymnias nigrescens beatrice* f. *ornamenta* Fruhstorfer, 1907. **unavailable name.** **TL:** Malay (Peninsular MALAYSIA). **TS:** NHM. *Dt. ent. Z. Iris* 20 (3): 190.<sup>22</sup>

*Elymnias hypermnestra agina*, Corbet, 1943. *Proc. Roy. Ent. Soc. Lond.* (B) 12: 117–119. **ssp. *sumbana* Fruhstorfer, 1902**

*Elymnias nigrescens sumbana* Fruhstorfer, 1902. **TL:** Sumba (INDONESIA: East Nusa Tenggara, Sumba). **TS:** NHM. *Dt. ent. Z. Iris* 14 (2): 273.

**ssp. *decolorata* Fruhstorfer, 1907<sup>25</sup>**

*Elymnias nigrescens beatrice* forma *decolorata* Fruhstorfer, 1907. **unavailable name.** **TL:** Sumatra (INDONESIA: Sumatra). **TS:** NHM. *Dt. ent. Z. Iris* 20 (3): 189.

*Elymnias hypermnestra decolorata*, Aoki, Yamaguchi & Uémura, 1982. *Butterflies of the Southeast Asian Islands* 3: 175–176.

**ssp. *sumbawana* Fruhstorfer, 1907**

*Elymnias nigrescens sumbawana* Fruhstorfer, 1907. **TL:** Tambora, Sumbawa (INDONESIA: West Nusa Tenggara, Sumbawa, Mt. Tambora). **TS:** NHM. *Dt. ent. Z. Iris* 20 (3): 197.

---

*trice* and *agina* became available for representing the populations in Malay Peninsula and Singapore. Determination of their validity, therefore, depends on the priority. Considering the fact that Corbet's (1943) use of *agina* is much later than Fruhstorfer's (1902a) proposal of a nomen novum, we conclude that *beatrice* should be used to represent the populations in southern part of the Malay Peninsula, including Singapore. The syntype series of both names contain more than one subspecies, so designation of a lectotype for both names will be necessary to fix the concept and use the names. This work will be published elsewhere.

<sup>25</sup> de Nicéville and Martin (1895) stated that they had "great difficulty in identifying satisfactorily the common species of *Elymnias* of the *undularis* group occurring in Sumatra". They decided to follow Distant's (1882a) concept of "*nigrescens*" but still noticed that the Sumatran population of *Elymnias hypermnestra* (as *nigrescens* or *protogenia*) had smaller wings and duller coloration. Fruhstorfer (1907) noticed the opinion of de Nicéville & Martin, and decided to give the Sumatran population a status as a color form, and name it *decolorata*. However, since it was originally published as an infrasubspecific taxon, the name is not available under the Code unless another author uses the name to represent a valid taxon. In 1982, Aoki and colleagues enumerated the subspecies of *Elymnias hypermnestra* that occur throughout its range. They became the first authors to use *decolorata* to represent the Sumatran population. According to the Code (Article 45.5.1), the authorship of *decolorata* should be attributed to Aoki et al. (1982) because they made it available for use for the first time.

**ssp. timorensis** Fruhstorfer, 1907

*Elymnias nigrescens timorensis* Fruhstorfer, 1907. **TL:** Timor. **TS:** NHM. *Dt. ent. Z. Iris* 20 (3): 198.

**ssp. alorensis** Talbot, 1932

*Elymnias nigrescens alorensis* Talbot, 1932. **TL:** Alor (INDONESIA: East Nusa Tenggara, Alor). **TS:** NHM. *Bull. Hill Mus. Witley* 4: 167.

**ssp. nimota** Corbet, 1937

*Elymnias hypermnestra nimota* Corbet, 1937. **TL:** Tioman (Peninsular MALAYSIA: Pahang, Rompin, Tioman Island). **TS:** NHM. *Proc. R. ent. Soc. Lond.* 6 (5): 97.

**ssp. kangeana** Aoki & Uémura, 1982

*Elymnias hypermnestra kangeana* Aoki & Uémura, 1982. **TL:** Kangean (INDONESIA: East Java, Sumenap Regency, Kangean). **TS:** TPC. *Mem. Tsukada Coll.* 4: 2.

**ssp. robinsona** Monastyrskii & Devyatkin, 2003

*Elymnias hypermnestra robinsona* Monastyrskii & Devyatkin, 2003. **TL:** Con Dao, Con Son Island (VIETNAM: Ba Ria–Vung Tau Province, Con Dao Archipelago, Con Son Island). **TS:** NHM. *Atalanta* 34 (1/2): 81, pl. 5, figs 5, 7–8.

**ssp. jennifferae** Suzuki, 2006. **comb. n.**

*Elymnias cottonis jennifferae* Suzuki, 2006. **TL:** Little Andaman (INDIA: Andaman Islands, Little Andaman Island). **TS:** KMSPC. *Futao* (52): 13.

**ssp. uemurai** Lamas, 2010 (replaced *Elymnias nigrescens meliophila* Fruhstorfer, 1896a). *SHILAP* 38 (150): 198.

*Elymnias nigrescens meliophila* Fruhstorfer, 1896a. **TL:** Lombok (INDONESIA: West Nusa Tenggara, Lombok). **TS:** NHM. *Soc. Ent.* 11 (18): 147. (preoccupied by *Elymnias hewitsoni meliophila* Fruhstorfer 1896b).

**caudata** Butler, 1871<sup>26</sup>

**SPECIMENS:** Fig. 8J–K; **MALE GENITALIA:** Fig. 23L; **DISTRIBUTION:** Fig. 41

*Elymnias caudata* Butler, 1871. **TL:** Canara (INDIA: Karnataka, Kanara). **TS:** NHM. *Proc. Zool. Soc. Lond.* 1871: 520, pl. 42, fig. 4.

**merula** Swinhoe, 1915. **incertae sedis**<sup>27</sup>

**SPECIMEN:** Fig. 8K; **DISTRIBUTION:** Fig. 42

*Elymnias merula* Swinhoe, 1915. **TL:** Kandy, Ceylon (SRI LANKA: Central Province, Kandy). **TS:** NHM. *Ann. Mag. nat. Hist.* 16 (93): 171.

<sup>26</sup> Although *caudata* was originally proposed as a species of its own, some authors (Gupta 2007; Wynter-Blyth 1957) treated it as a subspecies of *hypermnestra* (or *undularis*) due to the similarity in the *Danaus*-mimicking females. Our morphological and molecular studies demonstrate that *caudata* is a distinct, monophyletic taxon that is sister to *hypermnestra*.

<sup>27</sup> Swinhoe's *merula* is based on a single male type collected from Sri Lanka. Having examined the type deposited in the Natural History Museum, London, we are convinced that *merula* should be a synonym of *hypermnestra*. Lamas (pers. comm.) suggests synonymizing *merula* with the Sri Lankan *fraterna*; however, the male of Sri Lankan *fraterna* is quite different from *merula* and we cannot at present conclude that synonymizing it with this subspecies is warranted. We presume that the single specimen of *merula* was accidentally introduced with imported palms or is an aberration; we treat this name as *incertae sedis*.

***leucocyma* Godart, 1819. *incertae sedis*<sup>28</sup>**

DISTRIBUTION: Fig. 43

*Biblis leucocyma* Godart, 1819. **TL:** Java (INDONESIA: Java). **TS:** unknown. *Encyc. Méth.* 9: 326.

***nepheronides*-group**

***nepheronides* Fruhstorfer, 1907<sup>29</sup>**

SPECIMENS: Fig. 8L–N; MALE GENITALIA: Fig. 23M; DISTRIBUTION: Fig. 44

**ssp. *nepheronides* Fruhstorfer, 1907**

*Elymnias nepheronides* Fruhstorfer, 1907. **TL:** Flores Island (INDONESIA: East Nusa Tenggara, Flores). **TS:** NHM. *Dt. ent. Z. Iris* 20 (3): 228.

*Elymnias detanii* Aoki & Uémura, 1982. **TL:** Flores (INDONESIA: East Nusa Tenggara, Flores). **TS:** NODAI. *Butterflies of the Southeast Asian Islands* 3: 208.

**ssp. *tamborana* Okubo, 2010**

*Elymnias tamborana* Okubo, 2010. **TL:** Mt. Ngegep, Sumbawa (INDONESIA: West Nusa Tenggara, Sumbawa, Mt. Sengenges). **TS:** OPC. *Trans. Lep. Soc. Jpn.* 60 (4): 255–257.

***harterti*-group**

***harterti* Honrath, 1889<sup>30</sup>**

SPECIMENS: Fig. 9A–F; DISTRIBUTION: Fig. 45

<sup>28</sup> The true identity of Godart's *leucocyma* has been problematic since its description in 1819. Godart specified "Java" as the source of the specimen but gave a vague description without any figure. Doubleday (1844) suggested that northern India (near the border with Myanmar) might be the source of the specimen. Moore (1878a) mentioned the name *leucocyma* in his checklist without providing any further information. In 1882, Marshall & de Nicéville recognized the validity of *leucocyma* and synonymized *malelas* with it. However, Moore (1894) considered *leucocyma* to be the name that should be validated rather *malelas*. Fruhstorfer (1907), based on Godart's simple description, doubted that the origin of specimen was Java or northern India, and suggested placing *leucocyma* closer to *hypermnestra*. There are more than 2 species with color patterns similar to *leucocyma* (viz. forewing with metallic blue sheen and hindwing with undulate margin) in Java and northern India, so we cannot specify the use of this name until more evidence becomes available. Moreover, Hewitson's figure (1861: pl. 9, fig. 34) of *leucocyma* was a misidentification of *hewitsoni* and has no relevance to this problem.

<sup>29</sup> Our molecular phylogenetic analysis confirms that *detanii* and *nepheronides* represent opposite sexes of the same species as Araya (2016) demonstrated using morphology. We also accept Araya's (2016) decision to include *tamborana* as a subspecies of *nepheronides* on morphological grounds; we currently have no genetic data from *tamborana*.

<sup>30</sup> Having examined specimens deposited in the NHM, we are confident that *harterti* and *brookei* should be regarded as different subspecies of the same species. Moulton's *smithi* is identical to Shelford's *brookei* so they are synonymized in the present study.

**ssp. *harterti* Honrath, 1889**

*Elymnias harterti* Honrath, 1889. **TL:** Perak (Peninsular MALAYSIA: Perak). **TS:** NHM. *Berl. ent. Z.* 33 (1): 165.

**ssp. *brookei* Shelford, 1904**

*Elymnias brookei* Shelford, 1904. **TL:** Sarawak (East MALAYSIA: Sarawak). **TS:** NHM. *J. Straits Asiat. Soc.* (41): 102.

*Elymnias smithi* Moulton, 1915. **syn. n.** **TL:** Mt. Molu (East MALAYSIA: Sarawak, Mt. Molu). **TS:** NHM. *Entomologist* 48: 98.

**ssp. *lautensis* Medicielo & Hanafusa, 1994**

*Elymnias harterti lautensis* Medicielo & Hanafusa, 1994. **TL:** Laut Island (Indonesia: South Kalimantan, Kota Baru Regency, Laut Island). **TS:** HPC. *Futao* (15): 17, pl. 4, figs 17–18.

**ssp. *arbaimuni* Hanfusa, 2005**

*Elymnias haterti* [sic] *arbaimuni* Hanfusa, 2005. **TL:** INDONESIA: Jambi Province, Kuala Tungkal, Suban. **TS:** HPC. *Futao* (49): 11, pl. 1, figs 11–12.

***parce* Staudinger, 1889**

**SPECIMENS:** Fig. 9G–J; **MALE GENITALIA:** Fig. 23N; **DISTRIBUTION:** Fig. 46

**ssp. *parce* Staudinger, 1889<sup>31</sup>**

*Elymnias panthera parce* Staudinger, 1889. **TL:** Palawan (PHILIPPINES: Palawan). **TS:** ZMHB. *Dt. ent. Z. Iris* 2 (1): 39.

**ssp. *justini* Schröder & Treadaway, 2003**

*Elymnias parce justini* Schröder & Treadaway, 2003. **TL:** PHILIPPINES: Palawan, Busuanga Island. **TS:** SMFD. *Nachr. ent. Ver. Apollo* 23 (4): 194, pl. 1, fig. 21.

***panthera*-group*****panthera* (Fabricius, 1787)**

**SPECIMENS:** Figs 9K, 10A–P; **MALE GENITALIA:** Figs 23O, 24A; **DISTRIBUTION:** Fig. 47

**ssp. *panthera* (Fabricius, 1787)<sup>32</sup>**

*Papilio panthera* Fabricius, 1787. **TL:** Tranquebariae (INDIA: Tamil Nadu, Tharangambadi). **TS:** ZMUC. *Mantissa Ins.* 2: 39.

<sup>31</sup> Staudinger (1889) placed *parce* as a subspecies of *panthera*, but morphological and molecular evidence suggest that *parce* does not belong to the *panthera*-group; it is more closely allied to *harterti*.

<sup>32</sup> Fabricius stated that the type locality of the nominotypical *panthera* is Tranquebar (Tharangambadi, Tamil Nadu) in southern India, but the current distribution of this species in India seems to be restricted to the north. It is necessary to confirm the actual distribution of the species in India to verify whether the type locality falls in the actual distribution range or is simply a port from which the specimen was exported during the colonial period.



**ssp. *dusara* (Horsfield, [1829])<sup>33</sup>**

*Melanitis dusara* Horsfield, [1829]. **TL:** West Java (INDONESIA: West Java). **TS:** NHM. *Descr. Cat. lep. Ins. Mus. East India Coy.* 2: pl. 5, f. 7.

**ssp. *mimus* Wood-Mason & de Nicéville, 1881**

*Elymnias mimus* Wood-Mason & de Nicéville, 1881. **TL:** Nicobar Islands (INDIA: Nicobar Islands). **TS:** unknown. *J. Asiat. Soc. Bengal* 50: 230.

**ssp. *dolorosa* Butler, 1883.**

*Elymnias dolorosa* Butler, 1883. **TL:** Nias Island (INDONESIA: North Sumatra, Indonesia, Nias). **TS:** NHM. *Ent. mon. Mag.* 20: 53.

**ssp. *lutescens* Butler, 1867. comb. n., stat. n.<sup>34</sup>**

*Elymnias lutescens* Butler, 1867. **TL:** Malacca, Singapore and Penang (SINGAPORE & Peninsular MALAYSIA: Penang and Malacca). **TS:** NHM. *Ann. Mag. nat. Hist.* 20 (120): 404, pl. 9, f. 10.

*Elymnias panthera* var. *labuana* Staudinger, 1889. **syn. n. TL:** Labuan Island (East MALAYSIA: Labuan). **TS:** ZMHB. *Dt. ent. Z. Iris* 2 (1): 39.

*Elymnias panthera lacrima* Fruhstorfer, 1904. **syn. n. TL:** [North Borneo], [Banka] (INDONESIA: Banka-Belitung Province, Banka Island). **TS:** NHM. *Berl. ent. Zs.* 49: 188.

*Elymnias defasciata* Fruhstorfer, 1911, **syn. n. TL:** Borneo. **TS:** NHM. *Gross-Schmett. Erde* 9: 372.

*Elymnias panthera alfredi* Fruhstorfer, 1907. **syn. n. TL:** Southeast Borneo. **TS:** NHM. *Dt. ent. Z. Iris* 20 (3): 220.

*Elymnias panthera alfredi* f. *pantherina* Fruhstorfer, 1907. **unavailable name. TL:** Southeast Borneo. **TS:** NHM. *Dt. ent. Z. Iris* 20 (3): 220.

*Elymnias panthera alfredi* f. *alfredi* Fruhstorfer, 1907. **unavailable name. TL:** Southeast Borneo. **TS:** NHM. *Dt. ent. Z. Iris* 20 (3): 220.

**ssp. *enganica* Doherty, 1891**

*Elymnias enganica* Doherty, 1891. **TL:** Engano (INDONESIA: Bengkulu, Enggano Island). **TS:** NHM. *J. Asiat. Soc. Bengal. Part 2*, 60 (1): 24.

<sup>33</sup> The subspecies *dusara* and *dulcibella* were both described from Java, suggesting the names might be synonymous. However, many lepidopteran species have distinctive populations western and eastern parts of the island (Aoki et al. 1982; Tsukada and Nishiyama 1982; Yata and Morishita 1985), and we therefore retain these two subspecies as valid.

<sup>34</sup> Butler's *lutescens* was proposed as a full species based on specimens from Borneo (collected by Lowe), Malacca, Singapore, and Penang (from Roberts' collection), and according to Butler (1867: 404), *lutescens* was similar to *dusara*. This taxon, however, has been synonymized with the Indian nominotypical subspecies for long with no clear reason. In the present study, we revalidate the name and use it to represent the population in Borneo, as Borneo is the first locality mentioned in Butler's original description. The other conspecific taxa described from Borneo, such as *labuana*, *lacrima*, *defasciata*, *alfredi*, and *pantherina* are therefore newly synonymized with *lutescens* in the present study. It is not clear whether *panthera* from peninsular Malaysia is genetically distinct from Bornean populations, so we do not further revise the plethora of subspecific names associated with *panthera*.

**ssp. *lacrimosa* Fruhstorfer, 1898**

*Elymnias panthera lacrimosa* Fruhstorfer, 1898. **TL:** Bawean Island (INDONESIA: East Java, Gresik Regency, Bawean). **TS:** NHM. *Berl. ent. Zs.* 43: 196.

**ssp. *suluana* Fruhstorfer, 1899**

*Elymnias panthera suluana* Fruhstorfer, 1899. **TL:** Sulu Island (PHILIPPINES: Sulu Province, Sulu Island). **TS:** NHM. *Berl. ent. Zs.* 44: 57.

**ssp. *banguayana* Fruhstorfer, 1899**

*Elymnias panthera banguayana* Fruhstorfer, 1899. **TL:** Banguay Island (MALAYSIA: Sabah, Banggi Island). **TS:** NHM. *Berl. ent. Zs.* 44: 58.

**ssp. *dulcibella* Fruhstorfer, 1907**

*Elymnias panthera* f. *dulcibella* Fruhstorfer, 1907. **TL:** East Java (INDONESIA: East Java). **TS:** NHM *Dt. ent. Z. Iris* 20 (3): 223.<sup>31</sup>

**ssp. *tautra* Fruhstorfer, 1907**

*Elymnias panthera tautra* Fruhstorfer, 1907. **TL:** Northeast Sumatra (INDONESIA: North Sumatra). **TS:** NHM. *Dt. ent. Z. Iris* 20 (3): 218 (repl. *E. lutescens* Martin & de Nicéville, 1896)

**ssp. *arikata* Fruhstorfer, 1907**

*Elymnias panthera arikata* Fruhstorfer, 1907. **TL:** Natuna Island (INDONESIA: Riau Province, Natuna Island). **TS:** NHM. *Dt. ent. Z. Iris* 20 (3): 219.

**ssp. *balina* Martin, 1909**

*Elymnias panthera balina* Martin, 1909. **TL:** Bali Island (INDONESIA: Bali). **TS:** NHMT. *Dt. ent. Z. Iris* 22 (1): 58.

**ssp. *exsulata* van Eecke, 1918**

*Elymnias panthera exsulata* van Eecke, 1918. **TL:** Pulu [sic] Lasia (INDONESIA: North Sumatra, Lasia Island). **TS:** NBC. *Zoologische Mededeelingen* 4 (2): 82.

**ssp. *winkleri* Kalis, 1933**

*Elymnias panthera winkleri* Kalis, 1933. **TL:** Sabang, Weh Island (INDONESIA: Aceh, Sabang, Weh Island). **TS:** MEPR. *Tijdschrift voor Entomologie* 76 (1–2): 80.

**ssp. *mira* Corbet, 1942**

*Elymnias panthera mira* Corbet, 1942. **TL:** Sipora Island (INDONESIA: West Sumatra, Mentawai Regency, Sipora). **TS:** NHM. *Ann. Mag. nat. Hist.* (11) 9 (56): 612.

**ssp. *tiomanica* Eliot, 1978**

*Elymnias panthera tiomanica* Eliot, 1978. **TL:** Tioman (Peninsular MALAYSIA: Pahang, Rompin, Tioman Island). **TS:** NHM. *Butterflies of the Malay Peninsula*, 3<sup>rd</sup> ed: 413.

**ssp. *belitungensis* Okano, 1986**

*Elymnias panthera belitungensis* Okano, 1986. **TL:** Belitung Island (INDONESIA: Bangka-Belitung Province, Belitung). **TS:** OMPC. *Tokurana* 11 (1): 1, figs 1–6.

**ssp. *ruricularis* Hanafusa, 1989**

*Elymnias panthera ruricularis* Hanafusa, 1989. **TL:** Karimata Island (INDONESIA: West Kalimantan Province, Karimata Island). **TS:** HPC. *Futao* (3): 10, pl. 3, figs 1–4.

**ssp. *banyakensis* Hanafusa, 1993**

*Elymnias panthera banyakensis* Hanafusa, 1993. **TL:** Kepulauan Banyak (INDONESIA: Aceh, Banyak Islands). **TS:** HPC. *Futao* (13): 8.

**ssp. *attenuata* Hanafusa, 1994**

*Elymnias panthera attenuata* Hanafusa, 1994. **TL:** Tanahmasa Island (INDONESIA: North Sumatra Province, Tanahmasa Island). **TS:** HPC. *Futao* (4): 13.

**ssp. *redangensis* Hanafusa, 2001**

*Elymnias panthera redangensis* Hanafusa, 2001. **TL:** Redang Island (Peninsular MALAYSIA: Terengganu, Redang Island). **TS:** HPC. *Futao* (37): 14, pl.1, figs 5–8.

**ssp. *zeta* Abang, Treadaway & Schröder, 2004**

*Elymnias panthera zeta* Abang, Treadaway & Schröder, 2004. **TL:** Balambangan Island (East MALAYSIA: Sabah, Balambangan Island). **TS:** MUS. *Futao* (47): 10, pl. 3, figs 33–36.

***obnubila* Marshall & de Nicéville, 1883**

**SPECIMENS:** Fig. 11A–B; **MALE GENITALIA:** Fig. 24B; **DISTRIBUTION:** Fig. 48

*Elymnias obnubila* Marshall & de Nicéville, 1883. **TL:** Mergui (MYANMAR: Thanintharyi, Mergui Archipelago). **TS:** IM. *Butts India Burmah Ceylon* 1 (2): 272.

***congruens* Semper, 1887**

**SPECIMENS:** Fig. 11C–G; **MALE GENITALIA:** Fig. 24C; **DISTRIBUTION:** Fig. 49

**ssp. *congruens* Semper, 1887<sup>35</sup>**

*Elymnias congruens* Semper, 1887. **TL:** N. Mindanao (PHILIPPINES: northern Mindanao). **TS:** SMFD. *Reisen. Philipp.* 2: 61, pl. 11, fig. 8–10.

*Elymnias congruens photinus* Fruhstorfer, 1907. **syn. n. TL:** N. Mindanao (PHILIPPINES: northern Mindanao). **TS:** NHM. *Dt. ent. Z. Iris* 20 (3): 199.

*Elymnias congruens phaios* Fruhstorfer, 1907. **syn. n. TL:** S. Mindanao (PHILIPPINES: southern Mindanao). **TS:** NHM. *Dt. ent. Z. Iris* 20 (3): 200.

*Elymnias congruens rafaella* Fruhstorfer, 1907. **syn. n. TL:** Basilan (PHILIPPINES: Sulu Archipelago, Basilan). **TS:** NHM. *Dt. ent. Z. Iris* 20 (3): 200.

**ssp. *subcongruens* Semper, 1892**

*Elymnias subcongruens* Semper, 1892. **TL:** Mindoro (PHILIPPINES: Mindoro). **TS:** SMFD. *Reisen. Philipp.* 7: 329.

**ssp. *endida* Fruhstorfer, 1911**

*Elymnias congruens endida* Fruhstorfer, 1911. **TL:** Bohol (PHILIPPINES: Bohol). **TS:** NHM. *Gross-Schmett. Erde* 9: 379.

---

<sup>35</sup> Having examined the type material described by Fruhstorfer and Semper, we are convinced that only one subspecies of *congruens* is distributed on the island Mindanao, and therefore synonymize *photinus*, *phaios*, and *rafaella* with the nominotypical *congruens*.

**ssp. *salipi* Schroeder & Treadaway, 1989**

*Elymnias salipi* Schroeder & Treadaway, 1989. **TL:** PHILIPPINES: Tawi-Tawi Archipelago, Sanga Sanga Island, Boloboc. **TS:** SMFD. *Ent. Z.* 99 (22): 327, fig. 6.

**ssp. *jekoi* Schroeder & Treadaway, 1989**

*Elymnias jekoi* Schroeder & Treadaway, 1989. **TL:** PHILIPPINES: Luzon, Nueva Ecija, near Carranglan. **TS:** SMFD. *Ent. Z.* 99 (22): 328, fig. 6.

**ssp. *neergaardorum* Schroeder & Treadaway, 2003**

*Elymnias neergaardorum* Schroeder & Treadaway, 2003. **TL:** PHILIPPINES: Masbate. **TS:** SMFD. *Nachr. ent. Ver. Apollo* 23 (4): 194, pl. 1, figs 14–15.

***miyagawai* Saito & Kishi, 2012**

SPECIMENS: Fig. 11H–I; DISTRIBUTION: Fig. 50

*Elymnias miyagawai* Saito & Kishi, 2012. **TL:** VIETNAM: Lam Dong. **TS:** SPC. *Butterflies* (62): 4, figs 1–2, 10.

***nesaea*-group*****nesaea* (Linnaeus, 1764)**

SPECIMENS: Fig. 12A–O; MALE GENITALIA: Fig. 24D–G; DISTRIBUTION: Fig. 51

**ssp. *nesaea* (Linnaeus, 1764)<sup>36</sup>**

*Papilio (Nymphalis) nesaea* Linnaeus, 1764. **TL:** [Java] (INDONESIA: Java). **TS:** LSL. *Mus. Lud. Ulr. Reg.:* 302.

*Papilio lais* Cramer, 1777. **TL:** Java (INDONESIA: Java). **TS:** unknown. *Uitl. Kapellen* 2 (10): 21, pl. 110, f. A–B.

*Elymnias nesaea hermia* Fruhstorfer, 1907. **syn. n.** **TL:** near Lawang, (INDONESIA: East Java, Lawang). **TS:** NHM. *Dt. ent. Z. Iris* 20 (3): 206.<sup>34</sup>

**ssp. *timandra* Wallace, 1869<sup>37</sup>**

*Elymnias timandra* Wallace, 1869. **TL:** Sylhet (BANGLADESH: Sylhet Division), Moulmein (MYANMAR: Mon State, Mawlamyine). **TS:** NHM. *Trans. ent. Soc. Lond.* 1869 (4): 326.

*Elymnias nesaea cortona* Fruhstorfer, 1911. **syn. n.** **TL:** BURMA (MYANMAR). **TS:** NHM. *Gross-Schmett. Erde* 9: 379.

**ssp. *laisidis* de Nicéville, 1896**

*Elymnias (Melynia) laisidis* de Nicéville, 1896. **TL:** Sumatra (INDONESIA: Sumatra). **TS:** IM. *J. Asiat. Soc. Bengal, Part 2*, 64 (3): 390.

<sup>36</sup> Linnaeus did not indicate from which part of Java his specimen of *nesaea* was collected, and we found no consistent differences among Javan *nesaea* populations based on examination of specimens at several different museums, so we combine Fruhstorfer's *hermia* with the nominotypical *nesaea*.

<sup>37</sup> Wallace's *timandra* from Sylhet, Bangladesh, is not different from Fruhstorfer's *cortona* from Myanmar, so we synonymize them.

**ssp. *baweana* Hagen, 1896**

*Elymnias baweana* Hagen, 1896. **TL:** Bawean Island (INDONESIA: East Java, Gresik, Bawean). **TS:** NHMT. *Jahrb. Nass. Nat.* 49: 184, pl. 4, fig. 6.

**ssp. *neolais* de Nicéville, 1898**

*Elymnias (Melynius) neolais* de Nicéville, 1898. **TL:** Nias Island (INDONESIA: North Sumatra, Nias). **TS:** IM. *J. Bomb. nat. Hist. Soc.* 12 (1): 136, pl. X, fig. 6.

**ssp. *apelles* Fruhstorfer, 1902**

*Elymnias lais apelles* Fruhstorfer, 1902. **TL:** Bangkok (THAILAND: Bangkok). **TS:** NHM. *Soc. Ent.* 16 (22): 169

**ssp. *vordemani* Snellen van Vollenhoven, 1902**

*Elymnias vordemani* Snellen van Vollenhoven, 1902. **TL:** Kangean Island (INDONESIA: East Java, Sumenap, Kangean). **TS:** NBC. *Tijdschr. Ent.* 45: 77, pl. 8, fig. 1.

**ssp. *hypereides* Fruhstorfer, 1903**<sup>36</sup>

*Elymnias lais hypereides* Fruhstorfer, 1903. **TL:** North Borneo. **TS:** NHM. *Dt. ent. Z. Iris* 15 (2): 315

*Elymnias nesaea coelifrons* Fruhstorfer, 1907. **syn. n.** **TL:** Southeast Borneo (INDONESIA: South or East Kalimantan). **TS:** NHM. *Dt. ent. Z. Iris* 20 (3): 205.<sup>38</sup>

**ssp. *kamarina* Fruhstorfer, 1906**

*Elymnias lais kamarina* Fruhstorfer, 1906. **TL:** Batu Island (INDONESIA: North Sumatra, South Nias Regency, Batu Islands). **TS:** NHM. *Ent Zs.* 20 (15): 98.

**ssp. *lioneli* Fruhstorfer, 1907**

*Elymnias nesaea lioneli* Fruhstorfer, 1907. **TL:** MALAYSIA. **TS:** NHM. *Dt. ent. Z. Iris* 20 (3): 203.

**ssp. *tawicola* Schröder & Treadaway, 1989**

*Elymnias nesaea tawicola* Schröder & Treadaway, 1989. **TL:** PHILIPPINES: Tawi-Tawi Archipelago, Sibutu Island, Cavan Cavan. **TS:** SMFD. *Ent. Z.* 99 (22): 326, fig. 4.

***casiphone* Geyer, [1827]**

SPECIMENS: Fig. 12A–M; MALE GENITALIA: Fig. 24H–L; DISTRIBUTION: Fig. 52

**ssp. *casiphone* Geyer, [1827]**

*Elymnias casiphone* Geyer, [1827]. **TL:** not indicated. **TS:** unknown. *Samml. exot. Schmett.* 3: pl. [9], f. 1–2.<sup>39,40</sup>

<sup>38</sup> We examined many *nesaea* from different regions of Borneo and found no consistent difference among them. Fruhstorfer's *coelifrons* is therefore treated as a junior synonym of *hypereides*. The relationship between the Malayan *lioneli* with *hypereides* can be addressed in future phylogenetic studies.

<sup>39</sup> Lamas (pers. comm.) regards *casiphone* and *kamara* as different species, so *erinyes*, *exclusa*, and *lombokiana* are therefore regarded as subspecies of *kamara*. Our phylogenetic study based on morphology and DNA sequence data, however, show that *kamara* is conspecific with *casiphone*; *kamara* seems to represent a sexually dimorphic, mimetic form in which both males and females differ from the sexually dimorphic mimetic forms of *casiphone*. We therefore associate all subspecies previously included under *kamara* with *casiphone*.

<sup>40</sup> Geyer, when describing *casiphone*, did not specify the geographical provenance of his specimen. Westwood (1851) and Fruhstorfer (1907) suspected that Java was possibly the origin of Geyer's *casiphone*.

*Elymnias kamara* Moore, [1858]. **syn. n. TL:** Java (INDONESIA: Java). **TS:** NHM. *Cat. lep. Ins. Mus. East India Coy* 1: 239.

*Elymnias kamara pareuploea* Fruhstorfer, 1911. **TL:** [Java] (INDONESIA: Java). **TS:** NHM. *Gross-Schmett. Erde* 9: 382, pl. 87e.

*Elymnias kamara pseudalumna* Fruhstorfer, 1911. **TL:** Java (INDONESIA: Java). **TS:** NHM. *Gross-Schmett. Erde* 9: 382.

**ssp. erinyes de Nicéville, 1895. comb. rev.**<sup>41</sup>

*Elymnias (Melynias) erinyes* de Nicéville, 1895. **TL:** Battak Mountains (INDONESIA: North Sumatra). **TS:** IM. *J. Bomb. nat. Hist. Soc.* 10 (1): 19, pl. R, figs 9–10.

**ssp. praetextata Fruhstorfer, 1896**

*Elymnias casiphone praetextata* Fruhstorfer, 1896. **TL:** Lombok (INDONESIA: West Nusa Tenggara, Lombok). **TS:** NHM. *Soc. Ent.* 11 (17): 140.<sup>42</sup>

*Elymnias kamara lombokiana* Fruhstorfer, 1911. **syn. n. TL:** Lombok Island (INDONESIA: West Nusa Tenggara, Lombok). **TS:** NHM. *Gross-Schmett. Erde* 9: 383.<sup>38</sup>

**ssp. exclusa de Nicéville, 1898. comb. n.**

*Elymnias (Melynias) exclusa* de Nicéville, 1898. **TL:** Bali (INDONESIA: Bali). **TS:** IM. *J. Asiat. Soc. Bengal, Part II* 66 (4): 681.<sup>43</sup>

*Elymnias casiphone djilantik* Martin, 1909, **syn. n. TL:** Bali (INDONESIA: Bali). **TS:** NHMT. *Dt. ent. Z. Iris* 22 (1): 49.<sup>41</sup>

**ssp. alumna Fruhstorfer, 1907**

*Elymnias casiphone alumna* Fruhstorfer, 1907. **TL:** East Java (INDONESIA: East Java). **TS:** NHM. *Dt. ent. Z. Iris* 20 (3): 209.

### **malelas (Hewitson, 1863)**<sup>44</sup>

SPECIMENS: Fig. 14A–D; MALE GENITALIA: Fig. 24M; DISTRIBUTION: Fig. 53

**ssp. malelas (Hewitson, 1863)**

*Melanitis malelas* Hewitson, 1863. **TL:** East INDIA. **TS:** NHM. *Ill. exot. Butts.* 4: [70], pl. [36], f. 6–7.

*Elymnias malelas malelas* ab. *subdecorata* Fruhstorfer, 1911. **unavailable name.**

**TL:** Assam (INDIA: Meghalaya). **TS:** NHM. *Gross-Schmett. Erde* 9: 381.

*Elymnias malelas ivena* Fruhstorfer, 1911. **syn. n. TL:** THAILAND, N. VIETNAM.

**TS:** NHM. *Gross-Schmett. Erde* 9: 381.

---

Having compared the original drawing of *casiphone* and the specimens from Java, Sumatra, Bali and Lombok, we conclude that the color pattern of the Javanese population matches well with Geyer's figure.

<sup>41</sup> de Nicéville's *erinyes* was originally described as a full species, and then downgraded to be a subspecies of *casiphone* by Fruhstorfer (1907) or *kamara* (Corbet et al. 1992). Since we now consider this subspecies should be associated with *casiphone*, Fruhstorfer's combination should be revived.

<sup>42</sup> Since we regard *kamara* as a junior synonym of *casiphone*, the name *lombokiana*, originally described as a subspecies of *kamara*, is treated as a new junior synonym of *praetextata* in the present study.

<sup>43</sup> Martin's *djilantik* and de Nicéville's *exclusa* were previously placed under *casiphone* and *kamara*, respectively. We regard them as different color forms.

<sup>44</sup> We examined many specimens from northeast India to Vietnam and found no consistent morphological differences to support the current subspecies classification. We therefore synonymize *ivena* and *nilamba* with *malelas*.

*Elymnias malelas nilamba* Fruhstorfer, 1911. **syn. n.** **TL:** INDIA. **TS:** NHM. *Gross-Schmett. Erde* 9: 381.

***saueri* Distant, 1882<sup>45</sup>**

SPECIMENS: Fig. 14E–F; DISTRIBUTION: Fig. 54

**ssp. *saueri* Distant, 1882**

*Elymnias saueri* Distant, 1882. **TL:** MALAYSIA, Province Wellesley (Peninsular MALAYSIA: Penang, Seberang Perai). **TS:** NHM. *Rhopalocera Malayana* p. 65, pl. 9, fig. 3.

***kochi* Semper, 1887<sup>46</sup>**

SPECIMENS: Fig. 14G–H; MALE GENITALIA: Fig. 24N; DISTRIBUTION: Fig. 55

**ssp. *kochi* Semper, 1887**

*Elymnias kochi* Semper, 1887. **TL:** PHILIPPINES: Central Luzon. **TS:** SMFD. *Reisen Philipp.* (2) 55: 63, pl. 12, fig. 4.

***casiphonides* Semper, 1892<sup>47</sup>**

SPECIMENS: Fig. 14I–J; MALE GENITALIA: Fig. 24O; DISTRIBUTION: Fig. 56

**ssp. *casiphonides* Semper, 1892**

*Elymnias casiphonides* Semper, 1892. **TL:** PHILIPPINES: Mindanao. **TS:** SMFD. *Reisen Philipp.* (7): 330.

**ssp. *sanrafaela* Schröder & Treadaway, 1980**

*Elymnias casiphonides sanrafaela* Schröder & Treadaway, 1980. **TL:** PHILIPPINES: Samar, San Rafael **TS:** SMFD. *Ent. Z.* 90 (21): 238, fig. 3.

***nelsoni* Corbet, 1942**

SPECIMENS: Fig. 14K–L; MALE GENITALIA: Fig. 25A; DISTRIBUTION: Fig. 57

**ssp. *nelsoni* Corbet, 1942**

*Elymnias nelsoni* Corbet, 1942. **TL:** Mentawai Islands (INDONESIA: West Sumatra, Mentawai Islands). **TS:** NHM. *Ann. Mag. nat. Hist.* (11) 9 (56): 612, fig. 5.

***amoena* Tsukada & Nishiyama, 1979**

SPECIMENS: Fig. 14M; DISTRIBUTION: Fig. 58

<sup>45</sup> Distant's *saueri* was originally described as a full species and then placed under *casiphone* as a subspecies by Fruhstorfer (1907) due to the similarity in wing pattern. Recently, Araya and Saito (2014) separated them into two morphologically defined species. Our phylogenetic analysis reveals that these taxa are not even sister to each other. The sister species of *saueri* is *saola*, and we therefore affirm the species status of *saueri*.

<sup>46</sup> Semper (1887) described *kochi* as a full species, while Fruhstorfer downgraded it to be a subspecies of *beza* due to the similarity of their wing patterns. Treadaway and Schroeder (2012) considered *kochi* a full species, and our phylogenetic study places *kochi* as the sister group of *kanekoi* from Negros, so its status as a full species is upheld.

<sup>47</sup> The physiognomy of *casiphonides* is remarkably similar to female *casiphone* and female *malelas*, however, our molecular phylogenetic study places it as the sister group of *nesaea*. The similarity is almost certainly the result of these different lineages mimicking the same widespread model: female *Euploea mulciber*.

**ssp. *amoena* Tsukada & Nishiyama, 1979**

*Elymnias amoena* Tsukada & Nishiyama, 1979. **TL:** Sumba (INDONESIA: East Nusa Tenggara, Sumba). **TS:** TPC. *Mem. Tsukada Coll.* 1: 15, figs 19–20.

***kanekoi* Tsukada & Nishiyama, 1980**

SPECIMENS: Fig. 14N–O; MALE GENITALIA: Fig. 25B; DISTRIBUTION: Fig. 59

**ssp. *kanekoi* Tsukada & Nishiyama, 1980**

*Elymnias kanekoi* Tsukada & Nishiyama, 1980. **TL:** north Negros (PHILIPPINES: Negros Occidental). **TS:** TPC. *Mem. Tsukada Coll.* 2: 14, f. 8–9, 14

***saola* Monastyrskii, 2004**

SPECIMENS: Fig. 14P; DISTRIBUTION: Fig. 60

**ssp. *saola* Monastyrskii, 2004**

*Elymnias saola* Monastyrskii, 2004. **TL:** VIETNAM: Nghe An Province, Pu Mat Nature Reserve. **TS:** NHM. *Atalanta* 35 (1/2): 45, pl. 2a, figs 1–2; fig. 1A, 3

***melias*-group*****melias* (C. & R. Felder, 1863)<sup>48</sup>**

SPECIMENS: Fig. 15A–D; MALE GENITALIA: Fig. 25C; DISTRIBUTION: Fig. 61

**ssp. *melias* (C. & R. Felder, 1863)**

*Melanitis melias* C. & R. Felder, 1863. **TL:** Lugban (PHILIPPINES: Luzon, Quizon, Lucban) and Burias Island (PHILIPPINES: Masbate, Burias Island). **TS:** NHMW. *Wien. ent. Monats.* 7 (4): 120.

**ssp. *malis* Semper, 1887**

*Elymnias melias malis* Semper, 1887. **TL:** Casiguran (PHILIPPINES: Central Luzon, Aurora, Casiguran). **TS:** SMFD. *Reisen Philipp.* (2): 62, pl. 12, figs 2–3.

*Elymnias palmifolia* Schultze, 1908. **TL:** Cagayang (PHILIPPINES: Northern Luzon, Cagayan). **TS:** ECMP. *Philipp. J. Sci* 3 (1): 27, pl. 1, fig. 1.

***beza* (Hewitson, 1877)**

SPECIMENS: Fig. 15E–F; MALE GENITALIA: Fig. 25D; DISTRIBUTION: Fig. 62.

**ssp. *beza* (Hewitson, 1877)**

*Melanitis beza* Hewitson, 1877. **TL:** PHILIPPINES: Mindanao. **TS:** NHM. *Ent. Mon. Mag.* 13: 179.

<sup>48</sup> According to the current taxonomy, two subspecies of *melias* are recognized and distributed in Luzon, and it seems unusual for a single island to harbor more than one subspecies. The biotic regions of Luzon, however, are complex. The northern Sierra Madre mountains may serve as a geographical barrier within the island as suggested by Vallejo (2014).



*Elymnias kochi plateni* Fruhstorfer, 1907. **syn. n.** **TL:** PHILIPPINES: Mindanao. **TS:** NHM. *Dt. ent. Z. Iris* 20 (3): 228.<sup>49</sup>

**ssp. samarana Schröder & Treadaway, 1980**

*Elymnias beza samarana* Schröder & Treadaway, 1980. **TL:** PHILIPPINES: Samar, San Rafael. **TS:** SMFD. *Ent. Z.* 90 (21): 236, fig. 2.

**sansoni Jumalon, 1975**

**SPECIMENS:** Fig. 15G–J; **MALE GENITALIA:** Fig. 25E; **DISTRIBUTION:** Fig. 63

**ssp. sansoni Jumalon, 1975**

*Elymnias sansoni* Jumalon, 1975. **TL:** PHILIPPINES: Negros. **TS:** JPC. *Trans. Lep. Soc. Jpn.* 26 (2): 47.

**ssp. aklanensis Uémura & Kitamura, 2001**

*Elymnias sansoni aklanensis* Uémura & Kitamura, 2001. **TL:** PHILIPPINES: Panay, Aklan Province, Makato, Castillo. **TS:** TME. *Butterflies* 29: 5.

**luteofasciata Okubo, 1980**

**SPECIMENS:** Fig. 15K–L; **DISTRIBUTION:** Fig. 64

*Elymnias luteofasciata* Okubo, 1980. **TL:** PHILIPPINES: Mindanao, Davao, Penangudloton, Upián River, Calinan. **TS:** OPC. *Tyô to Ga* 31 (1,2): 60.

**vitellia-group**

**vitellia (Stoll, [1781])**

**SPECIMENS:** Fig. 15M–P; **MALE GENITALIA:** Fig. 25F–G; **DISTRIBUTION:** Fig. 65

**ssp. vitellia (Stoll, [1781])**

*Papilio vitellia* Stoll, [1781]. **TL:** Ambon (INDONESIA: Maluku, Ambon). **TS:** unknown. *Uitl. Kapellen.* 4 (30): 116, pl. 349, fig. E–F.

*Melanitis stellaris* Snellen van Vollenhoven, 1861. **TL:** [New Guinea]. **TS:** NBC. *Tijdschr. Ent.* 4 (5/6): 159, pl. 8, fig. 3.

*Elymnias vitellia* f. *basium* Fruhstorfer, 1907. **unavailable name.** **TL:** Saparua (INDONESIA: Maluku, Saparua). **TS:** NHM. *Dt. ent. Z. Iris* 20 (3): 230.

*Elymnias vitellia ceramensis* Martin, 1909. **TL:** Ceram (INDONESIA: Maluku, Seram). **TS:** NHMT. *Dt. ent. Z. Iris* 22 (1): 65.

**ssp. viminalis Wallace, 1869**

*Elymnias viminalis* Wallace, 1869. **TL:** Buru Island (INDONESIA: Maluku, Buru). **TS:** NHM. *Trans. ent. Soc. Lond.* 1869 (4): 328.

<sup>49</sup> Fruhstorfer (1907) placed *plateni* as a subspecies of *kochi*, but our molecular phylogenetic analysis reveals that *kochi* is the sister species of *kanekoi*. Therefore, *plateni* should be synonymized with the nominotypical *beza*, which is a member of the *melias* group.

***agondas* (Boisduval, 1832)<sup>50</sup>**

SPECIMENS: Figs 16A–H, 17A–I, 18A–M, 19A–M; MALE GENITALIA: Fig. 25H–N;  
DISTRIBUTION: Fig. 66

**ssp. *agondas* (Boisduval, 1832)<sup>51</sup>**

*Dyctis agondas* Boisduval, 1832. **TL:** Vanikoro (SOLOMON ISLANDS: Temotu Province, Vanikoro). **TS:** unknown. *Voy. Astrolabe*. 1: 138.

*Dyctis bioculatus* Westwood, 1851. **syn. n.** **TL:** Arfak Mountains (INDONESIA: West Papua). **TS:** NHM. *Gen. diurn. Lep.* 2: 354, pl. 54, fig. 4.

*Elymnias agondas muscosa* Fruhstorfer, 1907. **TL:** Kapaur (INDONESIA: West Papua, Fakfak). **TS:** NHM. *Dt. ent. Z. Iris* 20 (3): 243.

*Elymnias agondas tampyra* Fruhstorfer, 1907. **TL:** Kumusi River (PAPUA NEW GUINEA: Northern Province, Kumusi River). **TS:** NHM. *Ent. Rundschau* 31 (5): 25.

*Elymnias agondas hagian* Fruhstorfer, 1914. **TL:** Eilandenfluß (INDONESIA: Papua, Pulau River). **TS:** NHM. *Ent. Rundschau* 31 (5): 25

**ssp. *melane* (Hewitson, 1858)**

*Melanitis melane* Hewitson, 1858. **TL:** [Key Island] (Indonesia: Maluku, Kei Island). **TS:** NHM. *Proc. zool. Soc. Lond.* 1858: 465, pl. 55, figs 2, 4.

*Elymnias (Dyctis) mela* de Nicéville, 1902. **TL:** Key Island (INDONESIA: Maluku, Kei Island). **TS:** IM. *J. Bomb. nat. Hist. Soc.* 14 (2): 238, pl. FF, figs 4–5.

*Elymnias (Dyctis) meletus* de Nicéville, 1902. **TL:** Key Island (INDONESIA: Maluku, Kei Island). **TS:** IM. *J. Bomb. nat. Hist. Soc.* 14 (2): 241.

*Elymnias (Dyctis) melitia* de Nicéville, 1902. **TL:** Key Island (INDONESIA: Maluku, Kei Island). **TS:** IM. *J. Bomb. nat. Hist. Soc.* 14 (2): 242.

**ssp. *melantho* Wallace, 1869**

*Elymnias melantho* Wallace, 1869. **TL:** Gagie Island (INDONESIA: West Papua, Raja Ampat Regency, Gag Island). **TS:** NHM. *Trans. ent. Soc. Lond.* 1869 (4): 330.

<sup>50</sup> The species *agondas* has long been considered a highly variable species, the females of which mimic various *Taenaris* spp. throughout its range in New Guinea and the surrounding islands. Our phylogenetic analysis, however, reveals that *thryallis*, which was currently placed as a subspecies of *cybele*, is nested within *agondas*, and the branch support for this relationship is strong. We therefore conclude that both *agondas* and *cybele* are not monophyletic species as currently circumscribed. We sink *thryallis* into *agondas*, thus forming a monophyletic species, but further clarification of the subspecific nomenclature is difficult because of the myriad described taxa, vague descriptions of many type localities (frequently “New Guinea”), and our lack of access to material of several rare “subspecies” of *agondas*, *cybele*, and other members of the species group.

<sup>51</sup> The true identity of *agondas* is mysterious. Boisduval stated that the source of the type specimen was the Solomon Islands (Boisduval 1832: 138, pl. 3, fig. 5). However, no *Elymnias* are known from the Solomon Islands at present (Tennent 2002), and the easternmost point in the range of this species is Woodlark Island in Milne Bay Province, Papua New Guinea—approximately 350 km from the Solomon Islands across the Solomon Sea. Although the circumscription of “Solomon Islands” has changed throughout history, an area with that name has never included Woodlark Island. Bougainville Island can be included in the Solomon Islands, but *Elymnias agondas* has never been found there. The original drawing of *agondas* is a male, and since the highly variable wing pattern of male *agondas* is not a reliable diagnostic character, we tentatively retain the nominotypical *agondas* as a taxon with questionable geographical provenance, but the nominal subspecies should not be applied to any population until the true collection locality of the type can be discerned.

*Elymnias agondas moranda* Fruhstorfer, 1904. **TL:** Waigeu (INDONESIA: West Papua, Raja Ampat Regency, Waigeo). **TS:** NHM. *Dt. ent. Z. Iris* 16 (2): 322.

**ssp. *glaucopis* Staudinger, 1894**

*Elymnias glaucopis* Staudinger, 1894. **TL:** Sattelberg (PAPUA NEW GUINEA: Morobe Province, Huon Peninsula, Sattelberg). **TS:** ZMHB. *Dt. ent. Z. Iris* 7 (1): 116.

*Elymnias agondas glaucopis* Fruhstorfer, 1907. **TL:** New Guinea. **TS:** NHM. *Dt. ent. Z. Iris* 20 (3): 243.

**ssp. *melanippe* Grose-Smith, 1894**

*Elymnias melanippe* Grose-Smith, 1894. **TL:** Sattelberg (PAPUA NEW GUINEA: Morobe Province, Huon Peninsula, Sattelberg). **TS:** NHM. *Novit. Zool.* 1 (3): 587.

*Elymnias vertenteni* Hulstaert, 1925. **TL:** Irian Jaya (INDONESIA: Papua or West Papua). **TS:** NBC. *Ann. Mag. nat. Hist.* (9) 15 (88): 447.

**ssp. *melanthes* Grose-Smith & Kirby, 1897**

*Elymnias melanthes* Grose-Smith & Kirby, 1897. **TL:** Woodlark Island (PAPUA NEW GUINEA: Milne Bay, Woodlark Island). **TS:** NHM. *Ann. Mag. nat. Hist.* (6) 19: 178.

*Elymnias agondas melanthes* f. *infernalis* (♀) Fruhstorfer, 1914. **TL:** Not indicated. **TS:** NHM. *Ent. Rundschau* 31 (5): 26.

*Elymnias agondas melanthes* f. *virginalis* (♀) Fruhstorfer, 1914. **TL:** Not indicated. **TS:** NHM. *Ent. Rundschau* 31 (5): 26.

**ssp. *melagondas* Fruhstorfer, 1900**

*Elymnias melagondas* Fruhstorfer, 1900. **TL:** New Guinea. **TS:** NHM. *Stett. ent. Ztg.* 60 (10-12): 339.

*Elymnias agondas melagondas* f. *taenarides* (♀) Fruhstorfer, 1914. **TL:** Milnebai (PAPUA NEW GUINEA: Milne Bay). **TS:** NHM. *Ent. Rundschau.* 31 (5): 26.

**ssp. *australiana* Fruhstorfer, 1900**

*Elymnias australiana* Fruhstorfer, 1900. **TL:** Cape York (AUSTRALIA: Queensland, Cape York). **TS:** NHM. *Stett. ent. Ztg.* 60 (10-12): 339.

**ssp. *aruana* Fruhstorfer, 1900**

*Elymnias aruana* Fruhstorfer, 1900. **TL:** Aru (INDONESIA: Maluku, Indonesia). **TS:** NHM. *Stett. ent. Ztg.* 60 (10-12): 341.

**ssp. *goramensis* Fruhstorfer, 1900**

*Elymnias goramensis* Fruhstorfer, 1900. **TL:** Goram Island (INDONESIA: Maluku, East Seram Regency, Gorong Island). **TS:** NHM. *Stett. ent. Ztg.* 60 (10-12): 341.

**ssp. *agondina* Fruhstorfer, 1904**

*Elymnias agondina* Fruhstorfer, 1904. **TL:** Salewatti (INDONESIA: West Papua, Raja Ampat Islands, Salawati). **TS:** NHM. *Dt. ent. Z. Iris* 16 (2): 322.

**ssp. *dampierensis* Rothschild, 1915**

*Elymnias dampierensis* Rothschild, 1915. **TL:** Dampier (PAPUA NEW GUINEA: Madang, Karkar Island). **TS:** NHMT. *Novit. Zool.* 22 (2): 201.

**ssp. *multocellata* van Eecke, 1915**

*Elymnias multocellata* van Eecke, 1915. **TL:** Kloofbivak (INDONESIA: Papua). **TS:** NBC. *Nova Guinea* 13 (1): 66, pl. 3, f. 6.

**ssp. *thryallis* Kirsch, 1876. comb. n.**<sup>48</sup>

*Elymnias thryallis* Kirsch, 1876. **TL:** Mysore, Kordo (INDONESIA: Papua, Biak).

**TS:** SMTD. *Mitt. zool. Mus. Dresden* 1: 119, pl. 6, fig. 4.

*Elymnias glauconia* Staudinger, 1894. **TL:** Kubary (PAPUA NEW GUINEA: Jiwaka, Mt. Kubari). **TS:** ZMHB. *Dt. ent. Z. Iris* 6 (2): 362, pl. 6, fig. 2.

*Elymnias glauconia* var. *chloera* Staudinger, 1894. **TL:** New Guinea. **TS:** ZMHB. *Dt. ent. Z. Iris* 6 (2): 363.

*Elymnias thryallis* f. *brunnescens* Fruhstorfer, 1911. **TL:** New Guinea. **TS:** NHM. *Gross-Schmett. Erde* 9: 389.

*Elymnias thryallis* f. *pseudosalpinx* Fruhstorfer, 1911. **TL:** New Guinea. **TS:** NHM. *Gross-Schmett. Erde* 9: 389.

*Elymnias thryallis* f. *terentilina* Fruhstorfer, 1911. **TL:** New Guinea. **TS:** NHM. *Gross-Schmett. Erde* 9: 389.

*Elymnias thryallis* f. *violacea* Fruhstorfer, 1911. **TL:** Waigi Island (INDONESIA: West Papua, Raja Ampat Regency, Waigeo). **TS:** NHM. *Gross-Schmett. Erde* 9: 389.

***cybele* (C. & R. Felder, 1860)**

**SPECIMENS:** Fig. 20A–F; **MALE GENITALIA:** Figs 25O, 26A; **DISTRIBUTION:** Fig. 67

**ssp. *cybele* (C. & R. Felder, 1860)**<sup>52</sup>

*Melanitis cybele* C. & R. Felder, 1860. **TL:** Batschian Island (INDONESIA: North Maluku, Bacan). **TS:** NHMW. *Wien. ent. Monats.* 4 (8): 248.

*Dyctis astrifera* Butler, 1874. **TL:** Batchian (INDONESIA: North Maluku, Bacan). **TS:** NHM. *Trans. ent. Soc. Lond.* 1874 (4): 425.

*Elymnias cybele opaca* Fruhstorfer, 1907. **syn. n.** **TL:** Halmahera (INDONESIA: North Maluku, Halmahera). **TS:** NHM. *Dt. ent. Z. Iris* 20 (3): 229.

*Elymnias cybele ternatana* **syn. n.** Fruhstorfer, 1907. **TL:** Ternate (INDONESIA: North Maluku, Ternate). **TS:** NHM. *Dt. ent. Z. Iris* 20 (3): 229.

**ssp. *obiana* Fruhstorfer, 1904**

*Elymnias obiana* Fruhstorfer, 1904. **TL:** Obi Island (INDONESIA: North Maluku, Obi). **TS:** NHM. *Dt. ent. Z. Iris* 16 (2): 321.

**ssp. *adumbrata* Fruhstorfer, 1907. subsp. rev.**<sup>53</sup>

*Elymnias cybele adumbrata* Fruhstorfer, 1907. **TL:** Buru (INDONESIA: Maluku, Buru). **TS:** NHM. *Dt. ent. Z. Iris* 20 (3): 228.

<sup>52</sup> Our phylogenetic analysis shows that *cybele cybele* from Bacan is nested within *cybele opaca* from Halmahera. Morphological examination failed to distinguish these two subspecies; we therefore synonymize them.

<sup>53</sup> The subspecies *adumbrata* was described from Buru, but it was synonymized with the nominotypical *cybele* by previous authors. Since the wing pattern of *adumbrata* is different from that of *cybele*, and Buru island is presently ~280 km from Halmahera, we revive this subspecies from synonymy with *cybele cybele*.

***cumaea* (C. & R. Felder, [1867])<sup>54</sup>**

SPECIMENS: Fig. 20G–H; MALE GENITALIA: Fig. 26B; DISTRIBUTION: Fig. 68

**ssp. *cumaea* (C. & R. Felder, [1867])<sup>55</sup>**

*Melanitis cumaea* C. & R. Felder, [1867]. **TL:** Halmahera (INDONESIA: North Maluku Halmahera). **TS:** NHMW. *Reise. Fregatte. Novara*. 2 (3): 452, pl. 452., pl. 61, f. 9–10.

**ssp. *thyone* Fruhstorfer, 1904. comb. n., stat. n.<sup>56</sup>**

*Elymnias thyone* Fruhstorfer, 1904. **TL:** [North Celebes] (INDONESIA: North Sulawesi, Indonesia). **TS:** NHM. *Soc. Ent.* 19: 53.

**ssp. *toliana* Fruhstorfer, 1899<sup>57</sup>**

*Elymnias cumaea toliana* Fruhstorfer, 1899. **TL:** Toli Toli (INDONESIA: Central Sulawesi, Tolitoli). **TS:** NHM. *Berl. Ent. Zs.* 44 (1/2): 53.

*Elymnias pseud euploea* Fruhstorfer, 1911. **unavailable name. TL:** Sulawesi (INDONESIA: Sulawesi). **TS:** NHM. *Gross-Schmett. Erde* 9: 385.

***hewitsoni* Wallace, 1869**

SPECIMENS: Fig. 20I–J; MALE GENITALIA: Fig. 26C; DISTRIBUTION: Fig. 69

**ssp. *hewitsoni* Wallace, 1869**

*Elymnias hewitsoni* Wallace, 1869. **TL:** Macassar (INDONESIA: South Sulawesi, Makassar). **TS:** NHM. *Trans. ent. Soc. Lond.* 1869 (4): 327.

*Elymnias hewitsoni hewitsoni* f. *sumptuosa* Fruhstorfer, 1907. **TL:** Tanetta (INDONESIA: Central Sulawesi, Poso Regency, Tentena). **TS:** NHM. *Dt. ent. Z. Iris* 20 (3): 237.

**ssp. *meliophila* Fruhstorfer, 1896**

*Elymnias meliophila* Fruhstorfer, 1896. **TL:** Selayer (INDONESIA: South Sulawesi, Selayar Islands, Selayar). **TS:** NHM. *Soc. Ent.* 11 (4): 25.

**ssp. *atys* Fruhstorfer, 1904**

*Elymnias hewitsoni atys* Fruhstorfer, 1904. **TL:** Bouthain, south Celebes (INDONESIA: South Sulawesi, Moncong Lompobatang). **TS:** NHM. *Soc. Ent.* 19 (8): 60.

<sup>54</sup> According to our phylogenetic analysis, *cumaea* is not a monophyletic group and is part of a radiation on Sulawesi that includes *hicetas* and *hewitsoni*. The subspecies *phrikonis* is not allied with other *cumaea* subspecies, but comprises the sister group to a clade including *cybele*, *vitellia*, *holofermes* and *agondas*. We therefore elevate *phrikonis* to the species level. Fruhstorfer (1907) described *relicina* from Sanana (Sula Besi), and we consider this name should be synonymized with *phrikonis* as they are not different from each other morphologically.

<sup>55</sup> Nominotypical *cumaea* is only reported from Halmahera. We have not been able to obtain specimens for inclusion in the molecular phylogeny so we have no indication of how many subspecies previously associated with *cumaea* should be retained.

<sup>56</sup> Having examined specimens of *thyone*, we conclude that this taxon should not be regarded as a junior synonym of *cumaea cumaea*, but we tentatively place *thyone* as a subspecies of *cumaea* pending molecular data for inclusion in a phylogenetic study.

<sup>57</sup> In our phylogenetic study, a specimen from North Sulawesi identified as *toliana* is sister to *hicetas*, and this pair is sister to *bornemannii*, which we regard as a full species. Since we have no genetic data from nominotypical *cumaea*, we are unsure were to place this taxon and tentatively retain *toliana* as a subspecies of *cumaea*, even though this arrangement makes *cumaea* polyphyletic.

***mimalon* (Hewitson, 1861)**

SPECIMENS: Fig. 20K–N; MALE GENITALIA: Fig. 26D; DISTRIBUTION: Fig. 70

**ssp. *mimalon* (Hewitson, 1861)***Melanitis mimalon* (Hewitson, 1861). **TL:** Toli-Toli (INDONESIA: Central Sulawesi, Tolitoli). **TS:** NHM. *Proc. zool. Soc. Lond.* 1861: 52, pl. 9, figs 1–2.*Elymnias mimalon mimalon* f. *leucostigmata* Fruhstorfer, 1907. **TL:** Toli-Toli (INDONESIA: Central Sulawesi, Tolitoli). **TS:** NHM. *Dt. ent. Z. Iris* 20 (3): 239.**ssp. *ino* Fruhstorfer, 1904***Elymnias mimalon ino* Fruhstorfer, 1904. **TL:** Tawaya, Celebes (INDONESIA: Central Sulawesi, Towaya). **TS:** NHM. *Soc. Ent.* 19 (7): 53.**ssp. *nysa* Fruhstorfer, 1907***Elymnias mimalon nysa* Fruhstorfer, 1907. **TL:** South Celebes (INDONESIA: South-east Sulawesi). **TS:** NHM. *Dt. ent. Z. Iris* 20 (3): 239, pl. 7, fig. 5.***hicetas* Wallace, 1869**

SPECIMENS: Fig. 20O–P; MALE GENITALIA: Figs 26E–F; DISTRIBUTION: Fig. 71

**ssp. *hicetas* Wallace, 1869***Elymnias hicetas* Wallace, 1869. **TL:** Macassar, south Celebes (INDONESIA: South Sulawesi, Makassar). **TS:** NHM. *Trans. ent. Soc. Lond.* 1869 (4): 327.*Elymnias hicetas bonthainensis* Fruhstorfer, 1899. **syn. n.** **TL:** Bua Kraeng (INDONESIA: South Sulawesi, Mt. Bawakaraeng). **TS:** NHM. *Berl. ent. Zs.* 44 (1/2): 55.<sup>58</sup>**ssp. *hicetina* Fruhstorfer, 1904***Elymnias hicetas hicetina* Fruhstorfer, 1904. **TL:** Tombugu (INDONESIA: Central Sulawesi, Tombuko). **TS:** NHM. *Soc. Ent.* 19 (7): 53.**ssp. *butona* Fruhstorfer, 1904***Elymnias hicetas butona* Fruhstorfer, 1904. **TL:** North Buton (INDONESIA: South-east Sulawesi, Buton). **TS:** NHM. *Soc. Ent.* 19 (7): 53.**ssp. *ravior* Martin, 1929<sup>59</sup>***Elymnias hicetas ravior* Martin, 1929. **TL:** Celebes (INDONESIA: Sulawesi). **TS:** NHMT. *Mitt. münchn. ent. Ges.* 19: 160.***holofernes* (Butler, 1882)**

SPECIMENS: Fig. 21A–B; MALE GENITALIA: Fig. 26G; DISTRIBUTION: Fig. 72

*Dyctis holofernes* Butler, 1882. **TL:** Duke-of-York Island (PAPUA NEW GUINEA: East New Britain, Duke of York Island). **TS:** NHM. *Ann. Mag. nat. Hist.* 10 (55): 42.

<sup>58</sup> Having examined the type specimens of *bonthainensis* and *hicetas*, we failed to find any distinguishing morphological characters. These two names are therefore synonymized.

<sup>59</sup> Martin described *ravior* as a subspecies of *hicetas* without a clear indication of its type locality in Sulawesi. In our phylogenetic study, two specimens identified as *ravior* are paraphyletic with regard to *hicetas* and *butona*. Since the type locality of *ravior* is unclear, we retain *ravior* as a subspecies of *hicetas*.

***bornemanni* Ribbe, 1889. stat. n.<sup>60</sup>**

SPECIMENS: Fig. 21C–D; MALE GENITALIA: Fig. 26H; DISTRIBUTION: Fig. 73

*Elymnias bornemanni* Ribbe, 1889. **TL:** Bangkai (INDONESIA: Central Sulawesi, Banggai). **TS:** SMTD (?). *Dt. ent. Z. Iris* 2 (1): 183, pl. 3, f. 1–2.

***phrikonis* Fruhstorfer, 1899. stat. n.<sup>61</sup>**

SPECIMENS: Fig. 21E–F; MALE GENITALIA: Fig. 26I; DISTRIBUTION: Fig. 74

*Elymnias cumaea phrikonis* Fruhstorfer, 1899. **TL:** Sula Besi and Sula-Mangoli (INDONESIA: North Maluku, Sula Islands, Sanana and Mangole). **TS:** NHM. *Berl. ent. Zs.* 44 (1/2): 53.

*Elymnias cumaea relicina* Fruhstorfer, 1907. **syn. n. TL:** Sula Besi (INDONESIA: North Maluku, Sula Islands, Sanana). **TS:** NHM. *Dt. ent. Z. Iris* 20 (3): 234.

***sangira* Fruhstorfer, 1899**

SPECIMENS: Fig. 21G–H; MALE GENITALIA: Fig. 26J; DISTRIBUTION: Fig. 75

*Elymnias cumaea sangira* Fruhstorfer, 1899. **TL:** Sangir, Sulawesi (INDONESIA: North Sulawesi, Sangihe Islands, Sangir Besar). **TS:** NHM. *Berl. ent. Zs.* 44 (1/2): 54.

***umbratilis* Joicey & Noakes, 1915. stat. n.<sup>62</sup>**

SPECIMENS: Fig. 21I–J; MALE GENITALIA: Fig. 26K; DISTRIBUTION: Fig. 76

*Elymnias cybele umbratilis* Joicey & Noakes, 1915. **TL:** Biak (INDONESIA: Papua, Biak). **TS:** NHM. *Trans. ent. Soc. Lond.* 1915 (2): 195.

***resplendens* Martin, 1929. stat. n.<sup>63</sup>**

SPECIMENS: Fig. 21K–L; MALE GENITALIA: Fig. 26L; DISTRIBUTION: Fig. 77

*Elymnias cumaea resplendens* Martin, 1929. **TL:** Celebes (INDONESIA: Sulawesi). **TS:** NHMT. *Mitt. münchn. ent. Ges.* 19: 162.

<sup>60</sup> The situation of *bornemanni* is similar to that of *phrikonis*. It is not closely related to other *cumaea* subspecies, so we treat it as a full species.

<sup>61</sup> *phrikonis* has been regarded as a subspecies of *cumaea*. Our phylogenetic analysis, however, places it as the sister to a clade consisting of *cybele*, *holofermes*, *umbratilis*, *vitellia*, and *agondas*. We therefore elevate *phrikonis* to full species status. Since *relicina* was described from the same locality as *phrikonis* we synonymize these two names in the present study.

<sup>62</sup> *Elymnias cybele umbratilis* was originally described based on five syntypes from Biak and synonymized with *thryallis* by subsequent authors. Our phylogenetic analysis, however, reveals that *umbratilis* is a distinct taxon, not closely related to any subspecies of *cybele*, and sister to *holofermes*. We therefore revive this taxon and give it full species status.

<sup>63</sup> Martin (1929) placed *resplendens* with *cumaea*, but our analysis suggests that *resplendens* is closely related to *hewitsoni* and deserves full species status.

## Species not placed in any group<sup>64</sup>

### *singhala* Moore, [1875]

SPECIMENS: Fig. 21M–N; MALE GENITALIA: Fig. 26M; DISTRIBUTION: Fig. 78

*Elymnias singhala* Moore, [1875]. **TL:** Colombo, Ceylon (SRI LANKA: Western Province, Colombo). **TS:** NHM. *Proc. zool. Soc. Lond.* 1874 (4): 568.

## Discussion

Wing patterns of *Elymnias* butterflies appear to be highly evolvable, which facilitates Batesian mimetic resemblance to a variety of phenotypically dissimilar model species. Many *Elymnias* are found on islands in the Indo-Australian Archipelago, and the isolation provided by islands seems to provide the opportunity for divergence and local adaptation, facilitating resemblance to different model species in different locales. The remarkable capacity for phenotypic evolution of wing patterns has resulted in sexually dimorphic mimicry, convergence of distantly related taxa on similar wing patterns, and marked phenotypic divergence among conspecific populations. These phenomena have previously confounded attempts to produce an accurate taxonomic framework because few if any morphological characters are taxonomically or phylogenetically informative. Wing venation, male genitalia, and female genitalia are remarkably uniform among species of *Elymnias*; only slight variation in male genitalia might be useful for discriminating some species. Species delimitation and diagnosis in *Elymnias* has therefore traditionally relied almost entirely on wing patterns. Our molecular phylogeny, which uses genetic markers presumed to be unrelated to wing phenotypes, has detected multiple instances of similar wing patterns in non-sister *Elymnias* lineages that mimic the same, widespread model species. This similarity seems to be the result of convergent evolution, and we have therefore split these taxa into two or more monophyletic lineages (e.g., *E. cumaea* and *E. cybele* have each been split into four and three different species, respectively). On the other hand, some *Elymnias* species—like other mimetic butterfly taxa (Kunte et al. 2014; Merrill et al. 2015; Thompson and Timmermans 2014)—are polymorphic, with single species expressing different mimetic phenotypes in allopatric populations where they mimic different models. We have identified several instances of one nominal species nested within another, and synonymize these taxa under a single species name (e.g., *E. cottonis* into *E. hypermnestra* and *E. cybele thryallis* into *E. agondas*).

Strong dimorphism caused many early workers to describe males and females as separate species, most of which have been synonymized. In this paper we confirmed

---

<sup>64</sup> We have been unable to obtain DNA sequence data from our tissue samples of *singhala* from old museum specimens. This species is probably not closely related to either the *hypermnestra* or *harterti* species group, but its true species group affinity cannot be deduced at this time.



Araya's (2016) conclusion of synonymizing *E. detanii*, known only from males, into *E. nepheronides*, known only from females; this rare species is known only from the Indonesian islands of Flores and Sumbawa. Similarly, *E. vasudeva oberthurii* has been sunk into *E. esaca andersonii*, as these apparently represent different sexes of the same species.

Females of several *Elymnias* species, including *E. agondas*, *E. hypermnestra*, and *E. esaca*, are morphologically variable across their range. Rather than recognize every wing pattern variant as a different subspecies, we have synonymized many subspecies into geographically cohesive taxa, for example, within the islands of Borneo or New Guinea.

Much of the mismatch between *Elymnias*' previous taxonomic framework and its evolutionary history is due to rapid evolutionary change. This resulted in morphologically-delimited nominal species that were polyphyletic. In these cases, our molecular phylogenetic results make delimiting species relatively straightforward. However, there are several cases that are not as clear-cut. For example, we elected to retain *E. esaca* and *E. vasudeva* as distinct species despite their paraphyletic relationship because of marked, species-specific morphological differences in these two parapatrically distributed taxa. Population genetic theory predicts incomplete lineage sorting of genetic loci to persist for some time after speciation, resulting in paraphyletic species; the probability of reciprocal monophyly increases with time since divergence (Avice and Ball 1990). Thus, requiring all species to be monophyletic would underestimate true species diversity (Hickerson et al. 2006), particularly in recently diverged species (Knowles and Carstens 2007) such as *esaca* and *vasudeva*. However, we decided to sink *E. kamara* into *E. casiphone* despite their morphological differences because both taxa are wholly sympatric and because morphologically intermediate specimens are known. We included four specimens of *E. c. casiphone* and four of *E. "kamara"* from Java, Bali, and Lombok in our molecular phylogeny, and the topology of all genetic loci individually and together clearly indicated these taxa were conspecific. We suspect that a genetic switch is responsible for the distinct pair of *E. casiphone casiphone* male and female phenotypes (which mimic *Euploea mulciber* males and females) and the different, sexually dimorphic forms of *E. casiphone kamara*, which mimic other *Euploea* species.

Our molecular phylogeny identifies several examples of allopatrically or parapatrically distributed populations that form distinct, monophyletic sister groups: *E. sansoni sansoni* on Negros and *E. sansoni aklanensis* on Panay; *E. patna* from India and *E. patna* from peninsular Malaysia; *E. vitellia vitellia* from Seram and *E. vitellia viminalis* from Buru; and *E. hypermnestra* from Java and the Lesser Sundas and *E. hypermnestra* from everywhere else. These monophyletic sister lineages would likely be considered different species under a strict phylogenetic species concept, and, in most cases, preliminary Bayesian species delimitation analyses with the program Bayesian Phylogenetics and Phylogeography (BPP; Yang and Rannala 2010) suggest the sister lineages are different species. However, we refrain from splitting these species because we regard the geographic sampling of our phylogenetic work as too sparse, consider the degree of phylogenetic distance between the lineages to be too small, or otherwise fail to find convincing evidence that

reciprocal monophyly is the result of anything more than geographical isolation. In addition, a recent simulation study suggests that programs such as BPP delimit population structure, not species (Sukumaran and Knowles 2017). Further work may find convincing evidence to split one or more of these pairs into two species.

Although there is one African and several mainland Asian species, most of *Elymnia*'s diversity is found on the islands of the Indo-Australian Archipelago. Islands are considered laboratories for the study of evolution because they promote isolation and divergence while simplifying the task of delimitating populations and other taxa. Evolutionary study of this taxon provides an excellent opportunity to study the role of archipelagoes in diversification, and the evolutionary genetics of evolutionary novelty and speciation.

## List of taxonomic changes

### New synonyms

*Elymnia papua bivittata* van Eecke, 1915, of *Elymnia papua papua* Wallace, 1869

*Elymnia (Mimadelias) esaca taeniola* Fruhstorfer, 1907, of *Elymnia esaca borneensis*, Wallace, 1869

*Elymnia (Mimadelias) oberthuri* Fruhstorfer, 1902, of *Elymnia esaca andersonii* (Moore, 1886)

*Elymnia thycana* Wallace, 1869, of *Elymnia vasudeva vasudeva* Moore, 1857

*Mimadelias deva* Moore, 1894, of *Elymnia vasudeva vasudeva* Moore, 1857

*Mimadelias burmensis* Moore, 1893, of *Elymnia vasudeva vasudeva* Moore, 1857

*Elymnia vacudera* [sic] *sinensis* Chou, Zhang & Xie, 2000, of *Elymnia vasudeva vasudeva* Moore, 1857

*Melanyias patnoides* Moore, 1893, of *Elymnia patna patna* (Westwood, 1851)

*Elymnia patna stictica* Fruhstorfer, 1902, of *Elymnia patna patna* (Westwood, 1851)

*Elymnia kuenstleri mariae* Toxopeus, 1936, of *Elymnia kuenstleri* Honrath, [1885]

*Elymnia nigrescens tonkiniana* Fruhstorfer, 1902, of *Elymnia hypermnestra hainana* Moore, 1878

*Elymnia hypermnestra nigrescens* f. *depicta* Fruhstorfer, 1907, of *Elymnia hypermnestra hainana* Moore, 1878

*Elymnia hypermnestra septentrionalis* Chou & Huang, 1994, of *Elymnia hypermnestra hainana* Moore, 1878

*Elymnia smithi* Moulton, 1915, of *Elymnia harterti brookei* Shelford, 1904

*Elymnia panthera* var. *labuana* Staudinger, 1889, of *Elymnia panthera lutescens* Butler, 1867

*Elymnia panthera lacrima* Fruhstorfer, 1904, of *Elymnia panthera lutescens* Butler, 1867

*Elymnia defasciata* Fruhstorfer, 1911, of *Elymnia panthera lutescens* Butler, 1867

*Elymnia panthera alfredi* Fruhstorfer, 1907, of *Elymnia panthera lutescens* Butler, 1867

*Elymnia congruens photinus* Fruhstorfer, 1907, of *Elymnia congruens congruens* Semper, 1887

*Elymnias congruens phaios* Fruhstorfer, 1907, of *Elymnias congruens congruens* Semper, 1887  
*Elymnias congruens rafaela* Fruhstorfer, 1907, of *Elymnias congruens congruens* Semper, 1887  
*Elymnias nesaea hermia* Fruhstorfer, 1907, of *Elymnias nesaea nesaea* (Linnaeus, 1764)  
*Elymnias nesaea cortona* Fruhstorfer, 1911, of *Elymnias nesaea timandra* Wallace, 1869  
*Elymnias nesaea coelifrons* Fruhstorfer, 1907, of *Elymnias nesaea hypereides* Fruhstorfer, 1903  
*Elymnias kamara* Moore, [1858], of *Elymnias casiphone casiphone* Geyer, [1827]  
*Elymnias kamara lombokiana* Fruhstorfer, 1911, of *Elymnias casiphone praetextata*  
Fruhstorfer, 1896  
*Elymnias casiphone djilantik* Martin, 1909, of *Elymnias casiphone exclusa* de Nicéville, 1898  
*Elymnias malelas ivena* Fruhstorfer, 1911, of *Elymnias malelas malelas* (Hewitson, 1863)  
*Elymnias malelas nilamba* Fruhstorfer, 1911, of *Elymnias malelas malelas* (Hewitson, 1863)  
*Elymnias kochi plateni* Fruhstorfer, 1907, of *Elymnias beza beza* (Hewitson, 1877)  
*Dyctis bioculatus* Westwood, 1850, of *Elymnias agondas agondas* (Boisduval, 1832)  
*Elymnias cybele opaca* Fruhstorfer, 1907, of *Elymnias cybele cybele* (C. & R. Felder, 1860)  
*Elymnias cybele ternatana* Fruhstorfer, 1907, of *Elymnias cybele cybele* (C. & R. Felder, 1860)  
*Elymnias hicetas bonthainensis* Fruhstorfer, 1899, of *Elymnias hicetas hicetas* Wallace, 1869  
*Elymnias cumaea relicina* Fruhstorfer, 1907, of *Elymnias phrikonis* Fruhstorfer, 1899

### New combinations

*Elymnias hypermnestra cottonis* (Hewitson, 1874) (*Melanitis cottonis*)  
*Elymnias hypermnestra beatrice* Fruhstorfer, 1902 (*Elymnias nigrescens beatrice*)  
*Elymnias hypermnestra jennifferae* Suzuki, 2006 (*Elymnias cottonis jennifferae*)  
*Elymnias panthera lutescens* Butler, 1867 (*Elymnias lutescens*)  
*Elymnias casiphone exclusa* de Nicéville, 1898 (*Elymnias* (*Melymnias*) *exclusa*)  
*Elymnias agondas thryallis* Kirsch, 1876 (*Elymnias thryallis*)  
*Elymnias cumaea thyone* Fruhstorfer, 1904 (*Elymnias thyone*)

### Resurrected combination

*Elymnias casiphone erinyes* de Nicéville, 1895

### Resurrected subspecies

*Elymnias cybele adumbrata* Fruhstorfer, 1907

### Status changes

*Elymnias ceryxoides* de Nicéville, 1895 stat. rev.  
*Elymnias panthera lutescens* Butler, 1867 stat. n.  
*Elymnias cumaea thyone* Fruhstorfer, 1904 stat. n.

*Elymnias bornemanni* Ribbe, 1889 stat. n.  
*Elymnias phrikonis* Fruhstorfer, 1899 stat. n.  
*Elymnias umbratilis* Joicey & Noakes, 1915 stat. n.  
*Elymnias resplendens* Martin, 1929 stat. n.

### **Incertae sedis**

*Elymnias merula* Swinhoe, 1915  
*Elymnias leucocyma* Godart, 1819

### **Species not placed in any group**

*Elymnias singhala* Moore, [1875]

## **Plates**

### **Format of each legend for specimen figures (1–22):**


valid species or subspecies name\_♂♀\_dorsal/ventral\_specimen repository\_current  
name of collection locality (COUNTRY: State/Province, Locality). D = dorsal; V = Ven-  
tral; ♂ = male ♀ = female.

### **Format of each legend for male genitalia figures (22–26):**


valid species or subspecies\_specimen repository\_current locality name.

See pages 4–5 for abbreviations of specimen repositories.


Each distribution map (Figs 27–78) indicates the subspecies distributions for a single species. The species name is indicated in the lower left corner, and subspecies distributions are indicated with different colors. Red dots indicate the species type locality and black dots indicate subspecies type localities. If the type locality is vague, then the dot is positioned in the center of the area specified. Type localities are not indicated on small islands, where a dot would obscure the landmass on the map.




**Figure 1.** **A** *bammakoo bammakoo* ♂ D NHM central Africa **B** *bammakoo bammakoo* ♀ D NHM collection locality unknown **C** *bammakoo bammakoo* ♂ D NMNH CENTRAL AFRICAN REPUBLIC: Bangui **D** *bammakoo rattrayi* ♂ D NMNH UGANDA: Bwamba **E** *paradoxa* ♂ D NHM INDONESIA: Papua, Weyland Mountains **F** *paradoxa* ♀ D NHM INDONESIA: Papua, Weyland Mountains **G** *papua papua* ♂ D NHM INDONESIA: Papua, Yos Sudarso Bay; Syntype of *Elymnias papua viridescens* **H** *papua papua* ♀ D NHM INDONESIA: Papua, Yos Sudarso Bay; Syntype of *Elymnias papua viridescens* **I** *papua papua* ♂ D NHM PAPUA NEW GUINEA **J** *papua papua* ♀ D NHM PAPUA NEW GUINEA **K** *papua cinereomargo* ♂ D NHM INDONESIA: Papua, Biak **L** *papua cinereomargo* ♀ D NHM INDONESIA: Papua, Biak **M** *papua lactentia* ♂ D NHM INDONESIA: West Papua, Raja Ampat Regency, Waigeo **N** *esaca andersonii* ♂ D KUTH THAILAND: Yala, Than To **O** *esaca maheswara* ♂ D NHM INDONESIA: Java **P** *esaca maheswara* ♀ D NHM INDONESIA: Java.



**Figure 2.** **A** *esaca leontina* ♂ D+V NHM INDONESIA: North Sumatra, Nias **B** *esaca leontina* ♀ D+V NHM INDONESIA: North Sumatra, Nias **C** *esaca esaca* ♂ D KUTH THAILAND: Yala, Than To **D** *vasudeva* ♂ D KUTH THAILAND: Kanchanburi, Sri Sawat **E** *vasudeva* ♀ D KUTH THAILAND: Chaiyaphum, Phu Khieo **F** *vasudeva* ♂ D+V NHM INDIA: Assam **G** *vasudeva* ♀ D+V NHM INDIA: Assam **H** *vasudeva* ♂ D NHM INDIA: Meghalaya, Khasi Hills **I** *vasudeva* ♀ D NHM INDIA: Meghalaya, Khasi Hills **J** *vasudeva* ♂ D DNPFIC THAILAND: Kanchanaburi **K** *vasudeva* ♀ D NHM INDIA: Assam.




**Figure 3.** **A** *dara bengena* ♂ D NHM INDONESIA: West Java **B** *dara bengena* ♀ D NHM INDONESIA: West Java **C** *dara daedalio* ♂ D NHM MYANMAR **D** *dara daedalio* ♀ D NHM MYANMAR **E** *patna patna* ♂ D NHM INDIA: Sikkim **F** *patna patna* ♀ D NHM INDIA: West Bengal, Darjeeling, Pedong **G** *patna* “*inayoshii*” (nomen nudum) ♂ D KUTH THAILAND: Ranong; Holotype **H** *patna* “*inayoshii*” (nomen nudum) ♀ D KUTH THAILAND: Trang, Khao Chong; Paratype **I** *patna hanitschi* ♂ D NHM Peninsular MALAYSIA **J** *peali* ♂ D NHM INDIA: Assam, Sivasagar **K** *peali* ♀ D NHM INDIA: Assam; Holotype **L** *ceryx* ♂ D NHM INDONESIA: West Java, Mt. Gede **M** *ceryx* ♀ D NHM INDONESIA: West Java, Mt. Gede **N** *ceryxoides* ♂ D MCZ INDONESIA: North Sumatra, Mt. Sinabung **O** *ceryxoides* ♀ D UPC INDONESIA: West Sumatra.




**Figure 4.** **A** *kuenstleri kuenstleri* ♂ D+V NHM Specimen locality unknown **B** *kuenstleri kuenstleri* ♀ D+V NHM Peninsular MALAYSIA: Selangor, Bukit Kutu **C** *kuenstleri rileyi* ♂ D NHM Borneo **D** *pellucida* ♂ D NHM MALAYSIA: Sabah, Mt. Kinabalu **E** *pellucida* ♀ D NHM MALAYSIA: Sabah, Mt. Kinabalu **F** *penanga penanga* ♀ D NHM MALAYSIA **G** *penanga penanga* ♀ D NHM SINGAPORE; Allotype of *Elymnias abrisa* **H** *penanga penanga* ♀ D NHM Peninsular MALAYSIA: Penang; Holotype of *Elymnias penanga penanga* f. *johnsoni* **I** *penanga sumatrana* ♀ D NHM INDONESIA: Sumatra; Holotype **J** *penanga kongka* ♂ D NHM North Borneo **K** *penanga kongka* ♀ D NHM North Borneo **L** *penanga chelensis* ♂ D NHM THAILAND: Ranong.







**Figure 5.** **A** *hypermnestra hypermnestra* ♂ D+V NHM INDONESIA: Java, Bogor **B** *hypermnestra hypermnestra* ♀ D+V NHM INDONESIA: Java, Bogor **C** *hypermnestra undularis* ♂ D NHM INDIA: Assam **D** *hypermnestra undularis* ♀ D NHM INDIA: Sikkim **E** *hypermnestra fraterna* ♂ D NHM SRI LANKA **F** *hypermnestra fraterna* ♀ D NHM SRI LANKA **G** *hypermnestra cottonis* ♂ D NHM INDIA: Andaman Islands **H** *hypermnestra cottonis* ♀ D NHM INDIA: Andaman Islands **I** *hypermnestra nigrescens* ♂ D NHM BRUNEI: Tutong **J** *hypermnestra nigrescens* ♂ D NHM East MALAYSIA: Sarawak, Mt. Marapok **K** *hypermnestra nigrescens* ♂ D NHM East MALAYSIA: Labuan; Holotype of *Elymnias hecate* **L** *hypermnestra nigrescens* ♀ D NHM East MALAYSIA: Sarawak, Mt. Mulu **M** *hypermnestra nigrescens* “f. *pseudagina*” ♀ D NHM East MALAYSIA: Sarawak **N** *hypermnestra nigrescens* ♀ D NHM INDONESIA: Riau Islands.




**Figure 6.** **A** *hypermnestra tinctoria* ♂ D NHM MYANMAR: Bago **B** *hypermnestra tinctoria* ♀ D NHM MYANMAR: Ayeyarwady, Pathein **C** *hypermnestrta tinctoria* ♂ D NHM THAILAND: Bangkok **D** *hypermnestra tinctoria* ♀ D NHM THAILAND: Bangkok **E** *hypermnestra tinctoria* ♀ D NHM MYANMAR: Tanintharyi; Syntype of *Elymnias hypermnestra tinctoria* f. *paraleuca* **F** *hypermnestra tinctoria* ♀ D NHM Peninsular MALAYSIA: Kedah, Langkawi Island **G** *hypermnestra discrepens* ♂ D NSYSU Peninsular MALAYSIA: Penang **H** *hypermnestra discrepens* ♀ D NHM Peninsular MALAYSIA: Penang; Allotype **I** *hypermnestra hainana* ♂ D NSYSU TAIWAN: Kaohsiung **J** *hypermnestra hainana* ♀ D NSYSU TAIWAN: Kaohsiung **K** *hypermnestra hainana* ♂ D NHM VIETNAM **L** *hypermnestra hainana* ♀ D NHM VIETNAM **M** *hypermnestra hainana* (f. *depicta*) ♂ D NHM VIETNAM: Haiphong **N** *hypermnestra hainana* (f. *depicta*) ♀ D NHM VIETNAM: Haiphong **O** *hypermnestra orientalis* ♂ D NHM INDONESIA: East Nusa Tenggara, Flores, Ende Island; Holotype of *Elymnias nigrescens dobertyi* **P** *hypermnestra orientalis* ♀ D NHM INDONESIA: East Nusa Tenggara, Flores.




**Figure 7.** **A** *hypermnestra baliensis* ♂ D NHM INDONESIA: Bali **B** *hypermnestra baliensis* ♀ D NHM INDONESIA: Bali **C** *hypermnestra baliensis* ♂ D NHM INDONESIA: Bali; Holotype of *Elymnias nigrescens bulelenga* **D** *hypermnestra tinctoria* ♂ D KUTH THAILAND: Chiang Mai **E** *hypermnestra tinctoria* ♀ D KUTH THAILAND: Chanthaburi **F** *hypermnestra violetta* ♀ D NHM THAILAND: Sri Racha; Holotype of *Elymnias hypermnestra violetta* f. *obfuscata* **G** *hypermnestra meridionalis* ♀ D NHM southern VIETNAM; **Holotype** of *Elymnias meridionalis* f. *orphnia* **H** *hypermnestra beatrice* ♂ D NHM Peninsular MALAYSIA: Perak, Taiping **I** *hypermnestra beatrice* ♂ D NHM Peninsular MALAYSIA: Pahang, Gunung Tahan **J** *hypermnestra beatrice* ♂ D MCZ Peninsular MALAYSIA: Perak **K** *hypermnestra beatrice* ♀ D MCZ SINGAPORE **L** *hypermnestra sumbana* ♂ D NHM INDONESIA: East Nusa Tenggara, Sumba **M** *hypermnestra sumbana* ♀ D NHM INDONESIA: East Nusa Tenggara, Sumba **N** *hypermnestra decolorata* ♂ D NHM INDONESIA: Sumatra **O** *hypermnestra decolorata* ♀ D NHM INDONESIA: Sumatra.




**Figure 8.** **A** *hypermnestra sumbawana* ♂ D NHM INDONESIA: West Nusa Tenggara, Sumbawa **B** *hypermnestra sumbawana* ♀ D NHM INDONESIA: West Nusa Tenggara, Sumbawa **C** *hypermnestra timorensis* ♂ D NHM EAST TIMOR: Dili **D** *hypermnestra timorensis* ♀ D NHM EAST TIMOR: Dili **E** *hypermnestra alorensis* ♂ D NHM INDONESIA: East Nusa Tenggara, Adonara **F** *hypermnestra alorensis* ♀ D NHM INDONESIA: East Nusa Tenggara, Adonara **G** *hypermnestra uemurai* ♂ D NHM INDONESIA: West Nusa Tenggara, Lombok **H** *hypermnestra uemurai* ♀ D NHM INDONESIA: West Nusa Tenggara, Lombok **I** *caudata* ♂ D NHM MYANMAR (specimen is likely mislabeled) **J** *caudata* ♀ D NHM INDIA: Kerala, Malabar **K** *merula* ♂ D NHM SRI LANKA: Central Province, Kandy; Holotype **L** *nepheronides nepheronides* ♂ D HSPC INDONESIA: East Nusa Tenggara, Flores **M** *nepheronides nepheronides* ♀ D NHM INDONESIA: East Nusa Tenggara, Flores **N** *nepheronides tamborana* ♂ D OPC INDONESIA: Sumbawa, Mt. Sengenges; Holotype.




**Figure 9.** **A** *harterti harterti* ♂ D+V OPC MALAYSIA: Perak, Batang Padang, Tapah **B** *harterti harterti* ♀ D+V OPC MALAYSIA: Perak, Batang Padang, Tapah **C** *harterti brookei* ♂ D NHM collection locality unknown **D** *harterti lautensis* ♂ D OPC INDONESIA: South Kalimantan, Laut Island; Holotype **E** *harterti arbaimuni* ♂ D OPC INDONESIA: central Sumatra, Jambi; Holotype **F** *harterti arbaimuni* ♀ D OPC INDONESIA: central Sumatra, Jambi **G** *parce justini* ♂ D+V SMFD PHILIPPINES: Palawan Province, Calamian Islands, Busuanga Island, Coron; Holotype **H** *parce justini* ♀ D+V SMFD PHILIPPINES: Palawan Province, Calamian Islands, Busuanga Island, Coron; Paratype **I** *parce parce* ♂ D NHM PHILIPPINES: Palawan **J** *parce parce* ♀ D NHM PHILIPPINES: Palawan **K** *panthera enganica* ♀ D NHM INDONESIA: Bengkulu, Enggano Island.



**Figure 10.** **A** *panthera panthera* ♂ D NHM Peninsular MALAYSIA **B** *panthera panthera* ♀ D NHM Peninsular MALAYSIA **C** *panthera dusara* ♂ D NHM INDONESIA: Java **D** *panthera dusara* ♀ D NHM INDONESIA: Java **E** *panthera mimus* ♂ D NHM INDIA: Nicobar Islands **F** *panthera mimus* ♀ D NHM INDIA: Nicobar Islands **G** *panthera dolorosa* ♂ D NHM INDONESIA: North Sumatra, Nias **H** *panthera dolorosa* ♀ D NHM INDONESIA: North Sumatra, Nias **I** *panthera lutescens* ♂ D NHM North Borneo **J** *panthera lutescens* ♀ D NHM East MALAYSIA: Sarawak **K** *panthera suluana* ♂ D SMFD collection locality unknown **L** *panthera suluana* ♀ D SMFD PHILIPPINES: Tawi-tawi, Mapun Island **M** *panthera tautra* ♂ D NHM INDONESIA: Sumatra, Bengkalis, Senggoro **N** *panthera tautra* ♀ D NHM INDONESIA: Sumatra, Bengkalis, Senggoro **O** *panthera arikata* ♂ D NHM INDONESIA: Riau Islands, Natuna **P** *panthera arikata* ♀ D NHM INDONESIA: Riau Islands, Natuna.




**Figure 11.** **A** *obnubila* ♂ D+V NHM MALAYSIA: Perak **B** *obnubila* ♀ D+V NHM THAILAND: Ranong **C** *congruens congruens* ♂ D NHM PHILIPPINES: Cebu, Camotes Island **D** *congruens subcongruens* ♀ D NHM PHILIPPINES: Mindoro **E** *congruens endida* ♂ D SMFD PHILIPPINES: Bohol **F** *congruens endida* ♀ D SMFD PHILIPPINES: Bohol **G** *congruens congruens* ♀ D NMNH PHILIPPINES: Mindanao, Davao **H** *miyagawai* ♂ D SPC VIETNAM: Lam Dong, Loc Bao; Holotype **I** *miyagawai* ♀ D SPC VIETNAM: Lam Dong, Loc Bao; Paratype.




**Figure 12.** **A** *nesaea nesaea* ♂ D NHM INDONESIA: Java **B** *nesaea nesaea* ♀ D NHM INDONESIA: Java **C** *nesaea timandra* ♂ D NHM INDIA: Meghalaya, Khasi Hills **D** *nesaea timandra* ♀ D NHM INDIA: Meghalaya, Khasi Hills **E** *nesaea laisidis* ♂ D MCZ INDONESIA: Sumatra **F** *nesaea laisidis* ♀ D MCZ INDONESIA: West Sumatra, Padang **G** *nesaea baweana* ♂ D NHM INDONESIA: East Java, Gresik Regency, Bawean **H** *nesaea baewana* ♀ D NHM INDONESIA: East Java, Gresik Regency, Bawean **I** *nesaea neolais* ♂ D MCZ INDONESIA: North Sumatra, Nias, Dymna **J** *nesaea neolais* ♀ D MCZ INDONESIA: North Sumatra, Nias **K** *nesaea hypereides* ♂ D MCZ East MALAYSIA: Sabah, Sandakan **L** *nesaea hypereides* ♀ D MCZ East MALAYSIA: Sabah, Sandakan **M** *nesaea apelles* ♂ D KUTH THAILAND: Samut Sakhon **N** *nesaea apelles* ♀ D KUTH THAILAND: Bangkok, Bang Khen **O** *nesaea lioneli* ♀ D KUTH THAILAND: Satun, Thale Ban.







**Figure 13.** **A** *casiphone casiphone* ♂ D+V NHM INDONESIA: Java **B** *casiphone casiphone* ♀ D+V NHM INDONESIA: Java **C** *casiphone kamara* ♂ D NHM INDONESIA: Java **D** *casiphone kamara* ♀ D NHM INDONESIA: Java **E** *casiphone praetextata* ♂ D NHM INDONESIA: West Nusa Tenggara, Lombok **F** *casiphone praetextata* ♀ D NHM INDONESIA: West Nusa Tenggara, Lombok **G** *casiphone praetextata* (=kamara lombokiana) ♂ D NHM INDONESIA: West Nusa Tenggara, Lombok **H** *casiphone praetextata* (=kamara lombokiana) ♀ D NHM INDONESIA: West Nusa Tenggara, Lombok **I** *casiphone praetextata* (=kamara lombokiana) ♀ D NHM INDONESIA: West Nusa Tenggara, Lombok; Syntype of *Elymnias kamara lombokiana* **J** *casiphone alumna* ♂ D NHM INDONESIA: East Java, Blitar **K** *casiphone exclusa* ♂ D NHM INDONESIA: Bali **L** *casiphone erinyes* ♂ D NHM INDONESIA: Sumatra **M** *casiphone erinyes* ♀ D NHM INDONESIA: Sumatra.




**Figure 14.** **A** *malelas* ♂ D NHM INDIA: Sikkim **B** *malelas* ♀ D NHM INDIA: Sikkim **C** *malelas* ♂ D MCZ VIETNAM **D** *malelas* ♀ D KUTH THAILAND: Chiang Mai **E** *saueri* ♂ D IPC THAILAND: Phetchabun **F** *saueri* ♀ D NMNH MALAYSIA: Johor, Mersing to Kluang **G** *kochi* ♂ D SMFD PHILIPPINES: Luzon, Sierr Madre Mountain Range **H** *kochi* ♀ D PNM PHILIPPINES: Luzon, Sierr Madre Mountain Range **I** *casiphonides casiphonides* ♂ D NHM PHILIPPINES: Mindanao **J** *casiphonides casiphonides* ♀ D NHM PHILIPPINES: Mindanao **K** *nelsoni* ♂ D UPC INDONESIA: West Sumatra, Mentawai Regency, Sipora **L** *nelsoni* ♀ D UPC INDONESIA: West Sumatra, Mentawai Regency, Sipora **M** *amoena* ♀ D MCZ INDONESIA: Sumba, Kombapari Forest **N** *kanekoi* ♂ D NHM PHILIPPINES: Negros **O** *kanekoi* ♀ D SMFD PHILIPPINES: Negros **P** *saola* ♂ D NHM VIETNAM; Holotype.




**Figure 15.** **A** *melias melias* ♂ D NMNH PHILIPPINES: Luzon, Cavite, Puerto Azul **B** *melias melias* ♀ D SMFD PHILIPPINES: Luzon, Sierre Madre Mountains **C** *melias malis* ♂ D NHM PHILIPPINES: Quezon, Polillo Island **D** *melias malis* ♀ D NHM PHILIPPINES: Luzon, Los Baños **E** *beza beza* ♂ D NHM PHILIPPINES: Mindanao **F** *beza beza* ♀ D NHM PHILIPPINES: Mindanao **G** *sansoni sansoni* ♂ D SMFD PHILIPPINES: Negros **H** *sansoni sansoni* ♀ D SMFD PHILIPPINES: Negros **I** *sansoni aklanensis* ♂ D UPC PHILIPPINES: Panay, Aklan; Paratype **J** *sansoni aklanensis* ♀ D UPC PHILIPPINES: Panay, Aklan; Paratype **K** *luteofasciata* ♂ D OPC PHILIPPINES: Mindanao, Penangudltan, Upián River, City of Davao; Holotype **L** *luteofasciata* ♀ D SMFD PHILIPPINES: Mindanao, South Cotabato, Mt. Matutum **M** *vitellia vitellia* ♂ D NHM INDONESIA: Maluku, Ambon **N** *vitellia vitellia* ♀ D NHM INDONESIA: Maluku, Ambon **O** *vitellia viminalis* ♂ D NHM INDONESIA: Maluku, Buru **P** *vitellia viminalis* ♀ D NHM INDONESIA: Maluku, Buru.




**Figure 16.** **A** *agondas agondas* ♂ D+V NHM INDONESIA: West Papua **B** *agondas agondas* ♀ D+V NHM INDONESIA: West Papua **C** *agondas melane* ♂ D+V NHM INDONESIA: Maluku, Kei Island **D** *agondas melane* ♀ D+V NHM INDONESIA: Maluku, Kei Island **E** *agondas glaucopsis* ♂ D+V NHM PAPUA NEW GUINEA: Oro Province, Kumusi River **F** *agondas glaucopsis* ♀ D+V NHM PAPUA NEW GUINEA: Oro Province, Kumusi River **G** *agondas melanippe* ♂ D+V NHM PAPUA NEW GUINEA: Morobe Province, Huon Peninsula, Sattelberg **H** *agondas melanippe* ♀ D+V NHM PAPUA NEW GUINEA: Morobe Province, Huon Peninsula, Sattelberg.




**Figure 17.** **A** *agondas melanthes* ♂ D+V NHM PAPUA NEW GUINEA: Milne Bay, Woodlark Island **B** *agondas melanthes* ♀ D+V NHM PAPUA NEW GUINEA: Milne Bay, Woodlark Island **C** *agondas melanthes* ♀ D NHM PAPUA NEW GUINEA: Milne Bay, Woodlark Island **D** *agondas melanthes* ♀ D NHM PAPUA NEW GUINEA: Milne Bay, Woodlark Island **E** *agondas aruana* ♂ D+V NHM INDONESIA: Maluku, Aru **F** *agondas aruana* ♀ D+V NHM INDONESIA: Maluku, Aru **G** *agondas aruana* ♀ D+V NHM INDONESIA: Maluku, Aru **H** *agondas* ssp. ♂ D+V NHM INDONESIA: Maluku, Tanimbar **I** *agondas* ssp. ♀ D+V NHM INDONESIA: Maluku, Tanimbar.



**Figure 18.** **A** *agondas melagondas* ♂ D+V NHM NEW GUINEA **B** *agondas melagondas* ♀ D NHM NEW GUINEA **C** *agondas melagondas* ♀ D NHM NEW GUINEA **D** *agondas melagondas* ♀ D NHM NEW GUINEA **E** *agondas melagondas* ♀ D NHM NEW GUINEA **F** *agondas melagondas* ♀ D NHM NEW GUINEA **G** *agondas melagondas* ♀ D NHM NEW GUINEA **H** *agondas melagondas* ♀ D NHM NEW GUINEA **I** *agondas melagondas* ♀ D NHM NEW GUINEA **J** *agondas melagondas* ♀ D NHM NEW GUINEA **K** *agondas melagondas* ♀ D NHM NEW GUINEA **L** *agondas melagondas* ♀ D NHM NEW GUINEA **M** *agondas goramensis* ♂ D+V NHM INDONESIA: Maluku, East Seram Regency, Gorong Island.




**Figure 19.** **A** *agondas dampierensis* ♂ D NHM PAPUA NEW GUINEA: Madang, Karkar Island; Syntype **B** *agondas dampierensis* ♀ D NHM PAPUA NEW GUINEA: Madang, Karkar Island **C** *agondas thryallis* ♂ D NHM PAPUA NEW GUINEA **D** *agondas thryallis* ♀ D NHM PAPUA NEW GUINEA **E** *agondas thryallis* ♂ D+V NMNH PAPUA NEW GUINEA: East Sepik, Maprik **F** *agondas thryallis* ♀ D+V NMNH PAPUA NEW GUINEA: Regia, Mapuk **G** *agondas thryallis* ♀ D NHM INDONESIA: Papua, Yos Sudarso Bay **H** *agondas thryallis* ♀ D NHM INDONESIA: Papua, Yos Sudarso Bay **I** *agondas thryallis* ♀ D NHM INDONESIA: Papua, Yos Sudarso Bay **J** *agondas thryallis* ♀ D NHM INDONESIA: Papua, Yos Sudarso Bay **K** *agondas australiana* ♂ D MCZ AUSTRALIA: Queensland, Claudie River **L** *agondas australiana* ♀ D NHM AUSTRALIA: Queensland **M** *agondas australiana* ♀ D MCZ AUSTRALIA: Queensland, West Claudie River.

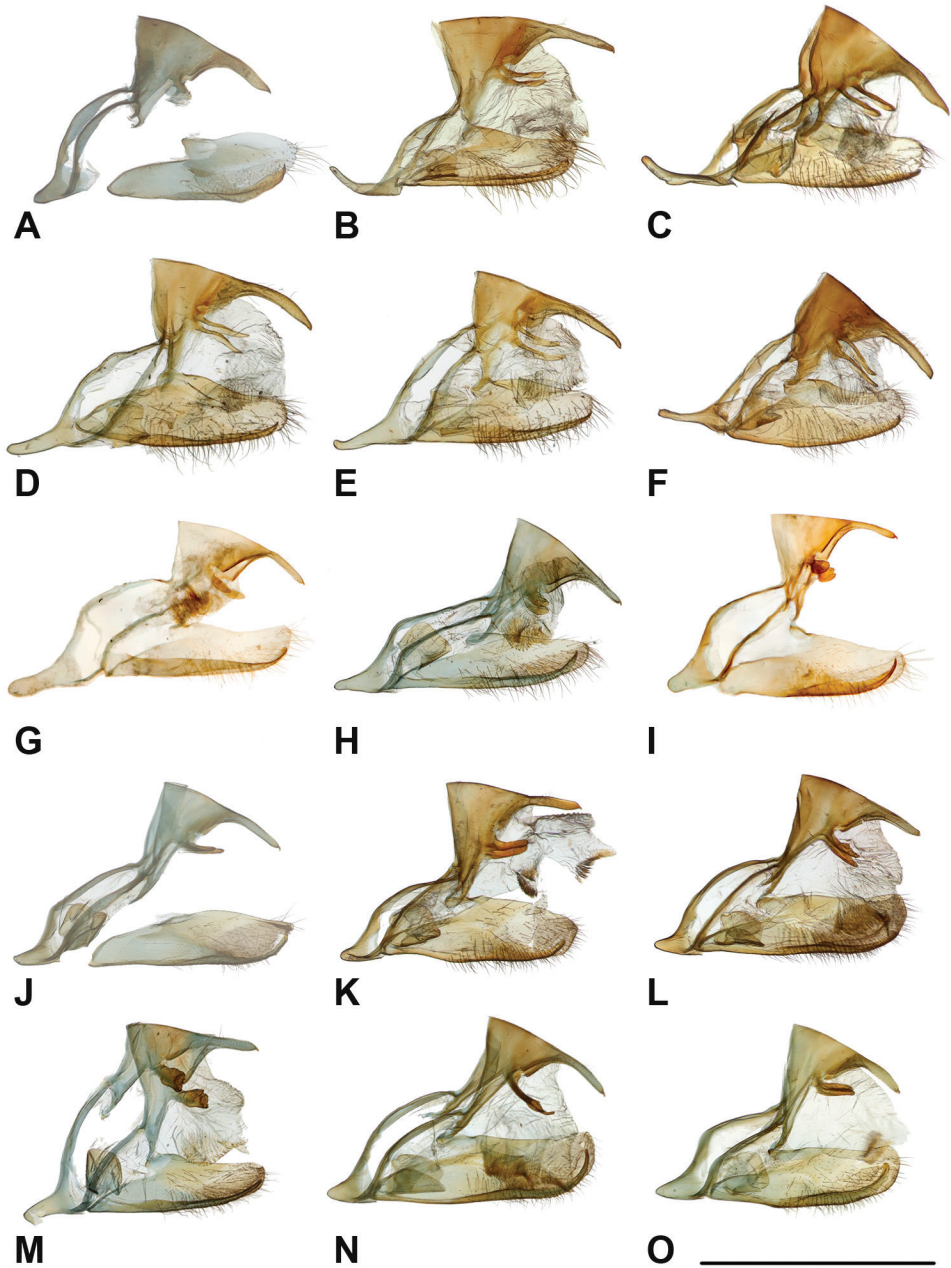


**Figure 20.** **A** *cybele cybele* ♂ D NHM INDONESIA: North Maluku, Halmahera **B** *cybele cybele* ♀ D NHM INDONESIA: North Maluku, Halmahera **C** *cybele cybele* ♂ D NHM INDONESIA: North Maluku, Bacan **D** *cybele cybele* ♀ D NHM INDONESIA: North Maluku, Bacan **E** *cybele obiana* ♂ D NHM INDONESIA: North Maluku, Obi **F** *cybele obiana* ♀ D NHM INDONESIA: North Maluku, Obi **G** *cumaea cumaea* ♂ D NHM INDONESIA: North Sulawesi, Manado **H** *cumaea cumaea* ♀ D NHM INDONESIA: North Sulawesi, Minahasa **I** *hewitsoni hewitsoni* ♂ D NHM INDONESIA: South Sulawesi **J** *hewitsoni hewitsoni* ♀ D NHM INDONESIA: South Sulawesi **K** *mimalon mimalon* ♂ D NHM INDONESIA: Sulawesi **L** *mimalon mimalon* ♀ D NHM INDONESIA: North Sulawesi, Manado **M** *mimalon nysa* ♂ D NHM INDONESIA: South Sulawesi **N** *mimalon ino* ♂ D NHM INDONESIA: Central Sulawesi; Holotype **O** *hicetas hicetas* ♂ D NHM INDONESIA: Sulawesi **P** *hicetas hicetas* ♀ D NHM INDONESIA: South Sulawesi.

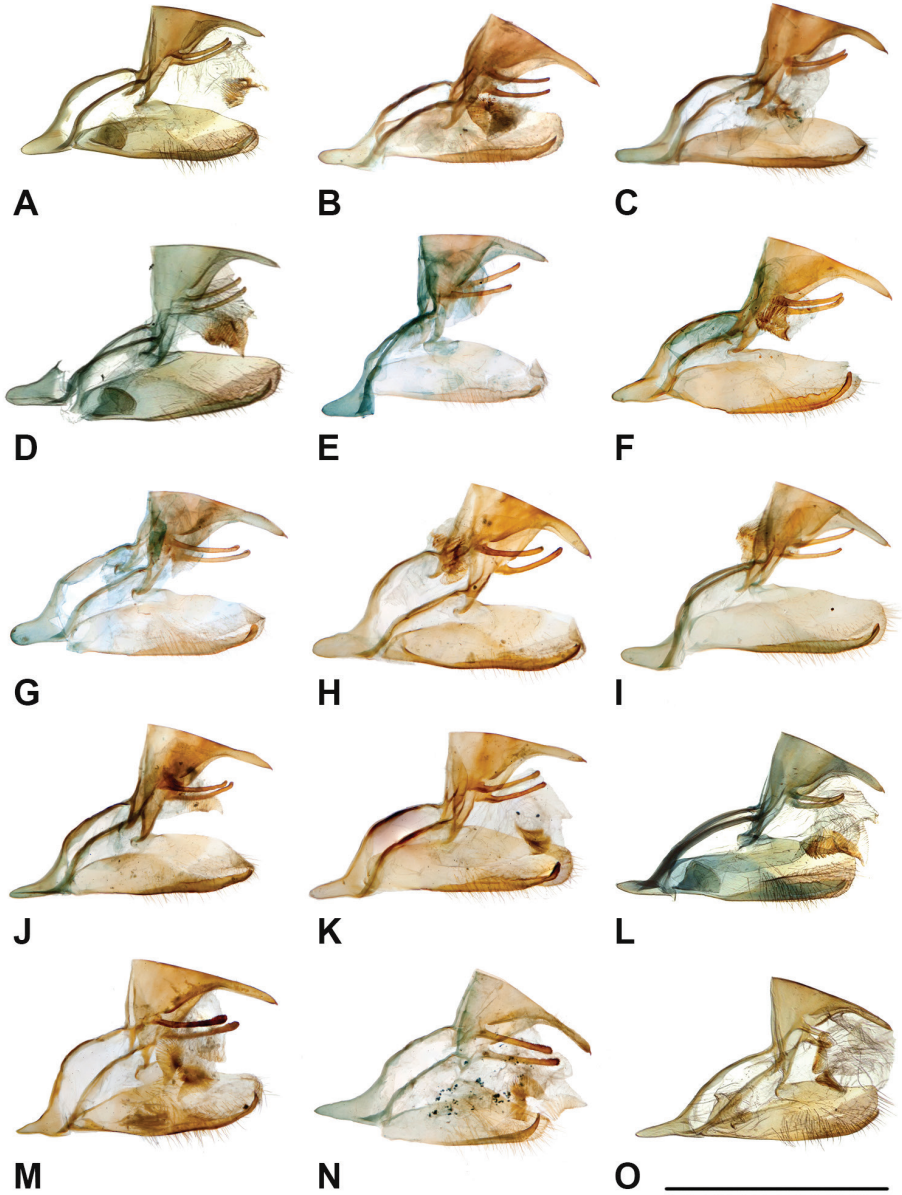




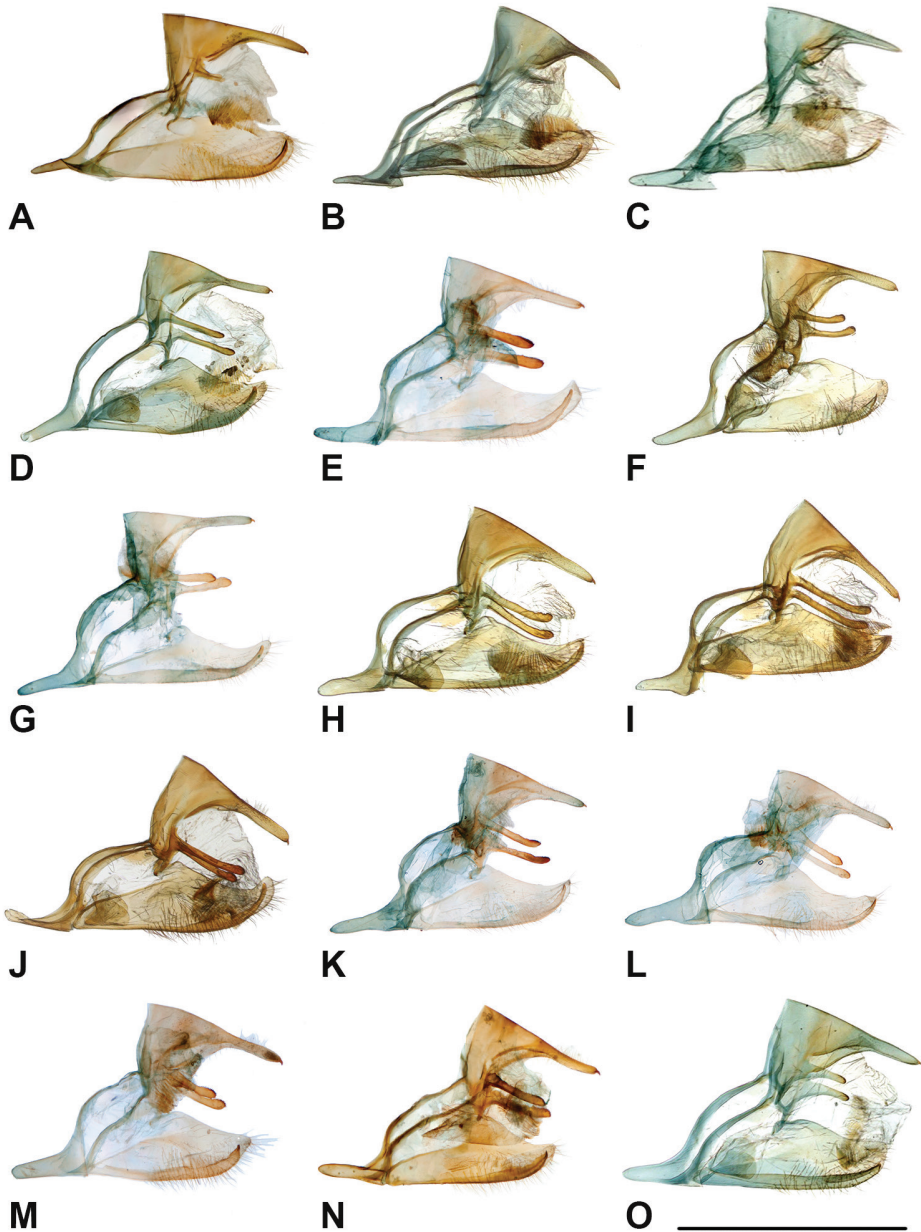
**Figure 21.** **A** *holofernes* ♂ D NHM PAPUA NEW GUINEA: New Britain **B** *holofernes* ♀ D NHM PAPUA NEW GUINEA: New Britain **C** *bornemanni* ♂ D NHM INDONESIA: Central Sulawesi, Banggai **D** *bornemanni* ♀ D NHM INDONESIA: Central Sulawesi, Banggai **E** *phrikonis* ♂ D NHM INDONESIA: Sula Archipelago **F** *phrikonis* ♀ D NHM INDONESIA: Sula Archipelago **G** *sangira* ♂ D NHM INDONESIA: North Sulawesi, Talaud **H** *sangira* ♀ D NHM INDONESIA: North Sulawesi, Talaud **I** *umbratilis* ♂ D NHM INDONESIA: Papua, Biak; Holotype **J** *umbratilis* ♀ D OPC INDONESIA: Papua, Biak **K** *resplendens* ♂ MCZ INDONESIA: Central Sulawesi, Palu **L** *resplendens* ♀ MCZ INDONESIA: Central Sulawesi, Palu **M** *singhala* ♂ D NHM SRI LANKA **N** *singhala* ♀ D NHM SRI LANKA.




**Figure 22.** **A** *bammakoo bammakoo* NHM Central Africa **B** *paradoxa* NHM INDONESIA: Papua, Weyland Mountains **C** *papua cinereomargo* NHM INDONESIA: Papua, Biak **D** *esaca maheswara* NHM INDONESIA: Java **E** *esaca leontina* NHM INDONESIA: North Sumatra, Nias **F** *vasudeva* NHM INDIA: Meghalaya, Khasi Hills **G** *dara albofasciata* MCZ PHILIPPINES: Palawan **H** *dara bengena* NHM INDONESIA: Java **I** *dara darina* MCZ Peninsular MALAYSIA: Pahang, Cameron Highlands **J** *patna patna* NHM INDIA: Sikkim **K** *peali* NHM INDIA: Assam **L** *ceryx* NHM INDONESIA: Java **M** *kuenstleri* NHM collection locality unknown **N** *pellucida* NHM East MALAYSIA: Sabah, Mt. Kinabalu **O** *penanga chelensis* NHM THAILAND: Ranong.



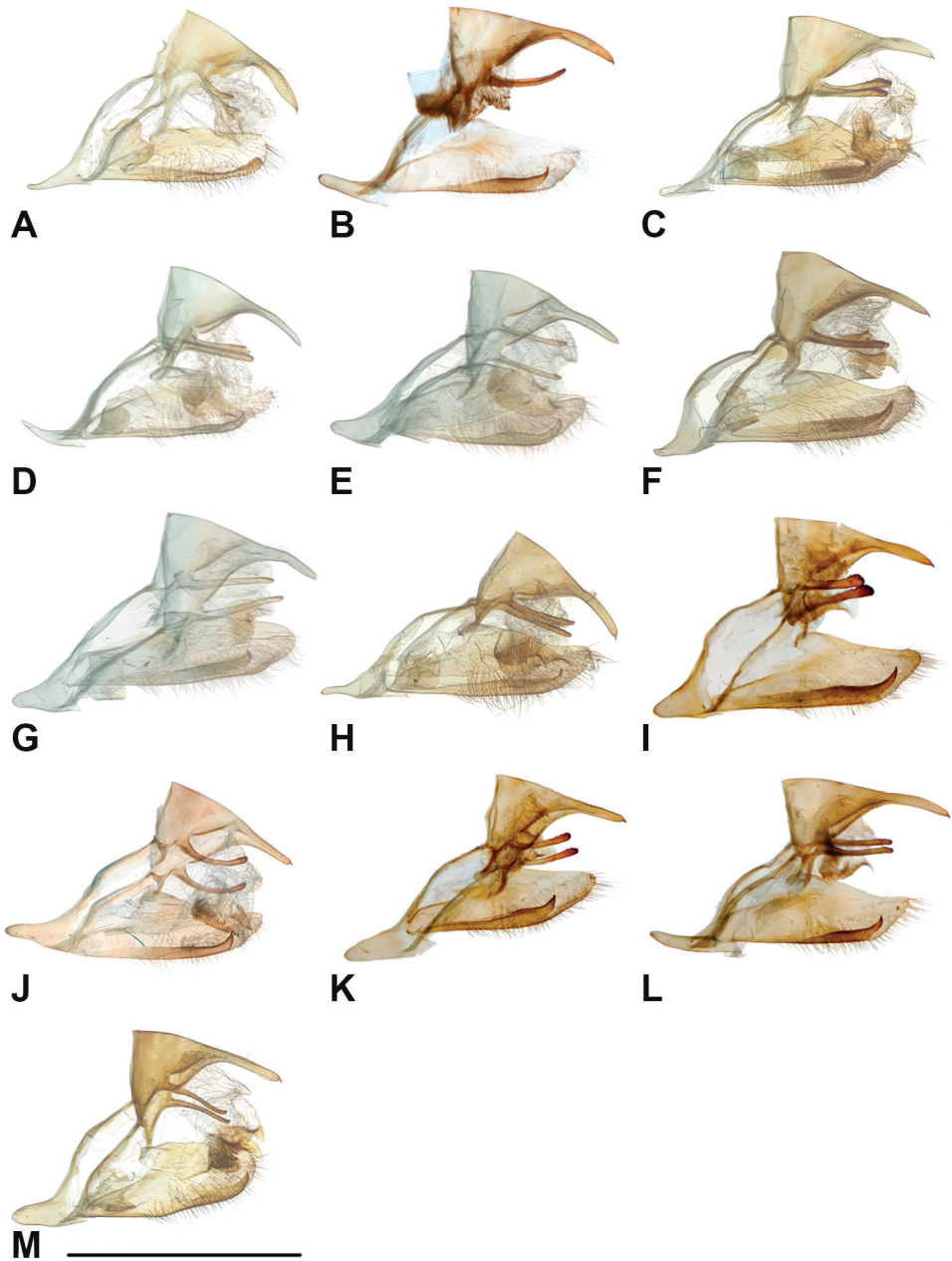
**Figure 23.** **A** *hypermnestra hypermnestra* NHM INDONESIA: West Java, Bogor **B** *hypermnestra hypermnestra* MCZ INDONESIA: Maluku, Seram **C** *hypermnestra fraterna* MCZ SRI LANKA: Western Province **D** *hypermnestra cottonis* NHM INDIA: Andaman Islands **E** *hypermnestra tinctoria* NSYSU THAILAND: Trang, Khao Chong **F** *hypermnestra hainana* NSYSU TAIWAN: Kaohsiung **G** *hypermnestra discrepans* NSYSU Peninsular MALAYSIA: Penang **H** *hypermnestra orientalis* MCZ INDONESIA: East Nusa Tenggara, Flores **I** *hypermnestra baliensis* NSYSU INDONESIA: Bali **J** *hypermnestra sumbana* MCZ INDONESIA: East Nusa Tenggara, Sumba **K** *hypermnestra timorensis* MCZ INDONESIA: East Nusa Tenggara, Timor **L** *caudata* NHM MYANMAR (specimen is likely mislabeled) **M** *nepheronides nepheronides* MCZ INDONESIA: East Nusa Tenggara, Flores **N** *parce* MCZ PHILIPPINES: Palawan **O** *panthera tautra* NHM INDONESIA: Sumatra, Bengkalis, Senggoro.



**Figure 24.** **A** *panthera balina* MCZ INDONESIA: Bali **B** *obnubila* NHM Peninsular MALAYSIA: Perak **C** *congruens congruens* NHM PHILIPPINES: Cebu, Camotes Island **D** *nesaea nesaea* NHM INDONESIA: Java **E** *nesaea nesaea* NSYSU INDONESIA: Bali **F** *nesaea timandra* NHM INDIA: Meghalaya, Khasi Hills **G** *nesaea vordemani* NSYSU INDONESIA: East Java, Kangean Islands **H** *casiphone casiphone* NHM INDONESIA: Java **I** *casiphone casiphone* NHM INDONESIA: Java **J** *casiphone praetextata* NHM INDONESIA: East Nusa Tenggara, Lombok **K** *casiphone exclusa* NSYSU INDONESIA: Bali **L** *casiphone alumna* NSYSU INDONESIA: Java **M** *malelas* NSYSU THAILAND: Chiang Mai **N** *kochi* MCZ PHILIPPINES: Luzon, Sierra Madre Range, Isabela **O** *casiphonides casiphonides* NHM PHILIPPINES: Mindanao



**Figure 25.** **A** *nelsoni* MCZ INDONESIA: West Sumatra, Pagai Island **B** *kanekoi* NHM PHILIPPINES: Negros **C** *melias malis* NHM PHILIPPINES: Quezon, Polillo Island **D** *beza beza* NHM PHILIPPINES: Mindanao **E** *sansoni aklanensis* MCZ PHILIPPINES: Panay, Aklan, Mt. Madias **F** *vitellia vitellia* NHM INDONESIA: Maluku, Ambon **G** *vitellia viminalis* MCZ INDONESIA: Maluku, Buru **H** *agondas glaucopsis* NHM PAPUA NEW GUINEA: Oro Province, Kumusi River **I** *agondas agondas* (previously *E. a. bioculatus*) NSYSU INDONESIA: West Papua, Sorong **J** *agondas melagondas* MCZ INDONESIA: West Papua, Sorong **K** *agondas melagondas* MCZ INDONESIA: Papua, Asiki **L** *agondas aruana* MCZ INDONESIA: Papua, Aru **M** *agondas thryallis* NHM PAPUA NEW GUINEA: New Britain **N** *agondas thryallis* MCZ INDONESIA: West Papua, Yapen **O** *cybele cybele* NHM INDONESIA: North Maluku, Bacan.



**Figure 26.** **A** *cybele cybele* NHM INDONESIA: North Maluku, Halmahera **B** *cumaea toliana* MCZ INDONESIA: North Sulawesi **C** *hewitsoni meliophila* NHM INDONESIA: Maluku, Kisar **D** *mimalon mimalon* NHM INDONESIA: Sulawesi **E** *bicetas bicetas* NHM INDONESIA: Sulawesi **F** *bicetas bicetina* NHM INDONESIA: Sulawesi **G** *holofernes* NHM PAPUA NEW GUINEA: New Britain **H** *bornemanni* NHM INDONESIA: Central Sulawesi, Banggai **I** *phrikonis* MCZ INDONESIA: North Maluku, Sula Regency, Sanana **J** *sangira* NMNH INDONESIA: North Sulawesi, Sangir island **K** *umbratilis* MCZ INDONESIA: Papua, Biak **L** *resplendens* MCZ INDONESIA: Central Sulawesi, Palu **M** *singhala* NHM SRI LANKA

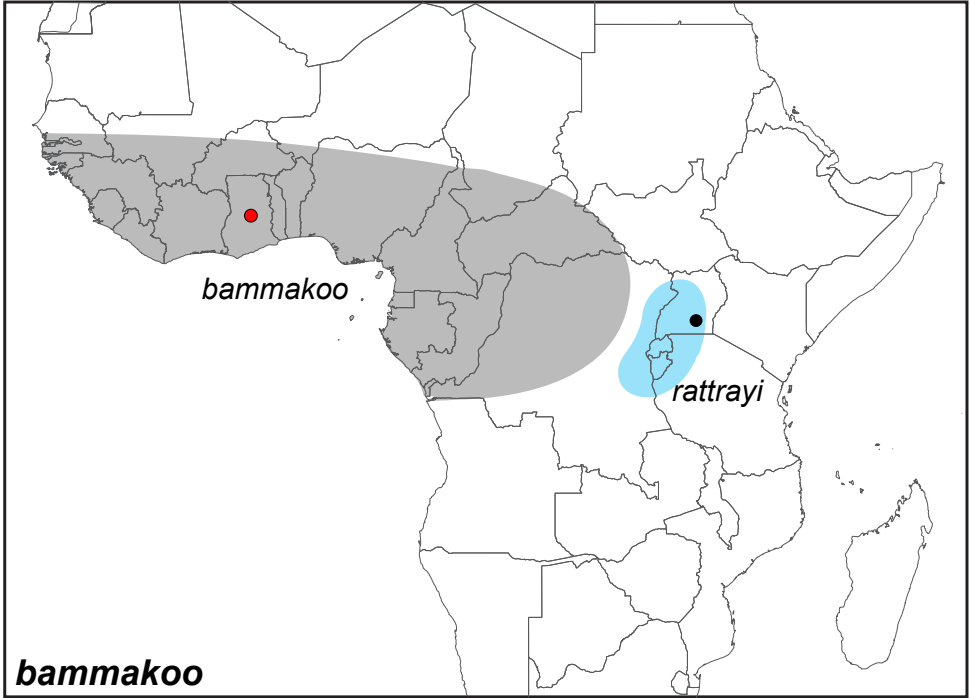


Figure 27. Distribution map of *Elymnias bammakoo*.

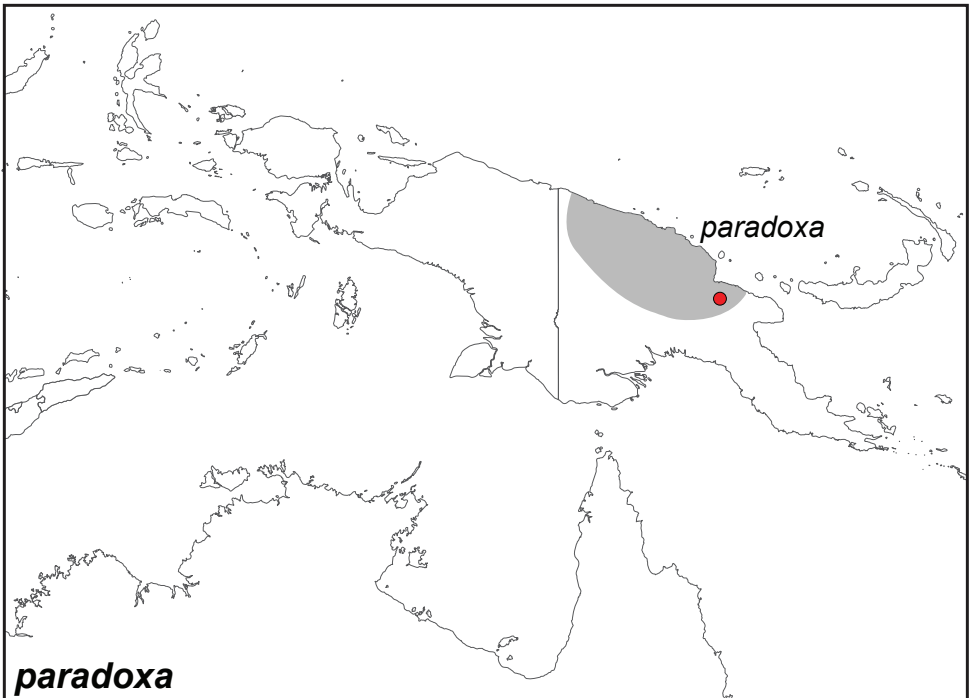


Figure 28. Distribution map of *Elymnias paradoxa*.

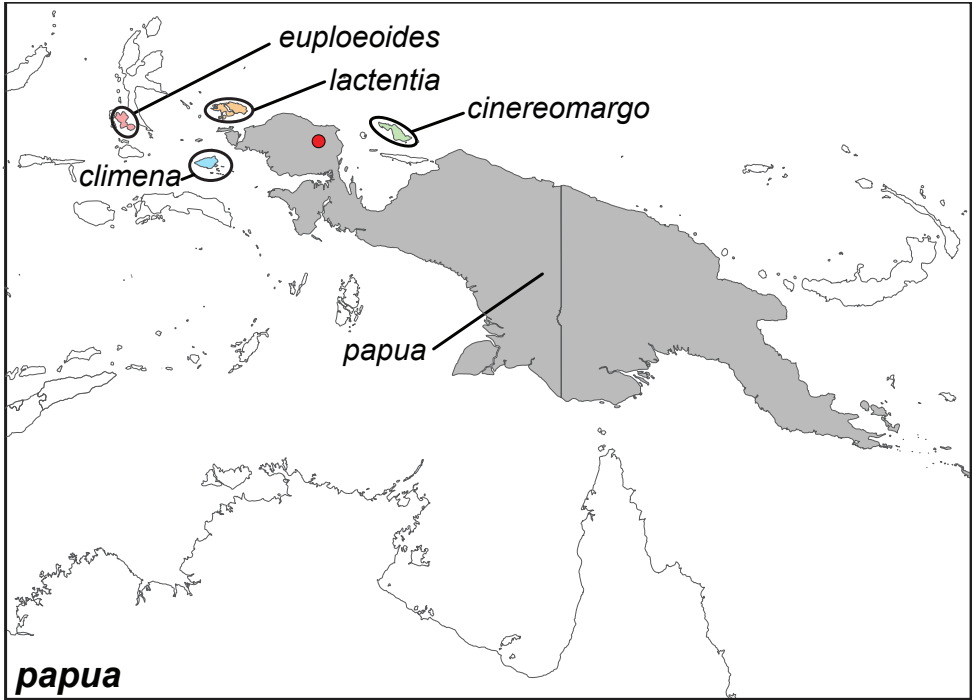


Figure 29. Distribution map of *Elymnias papua*.

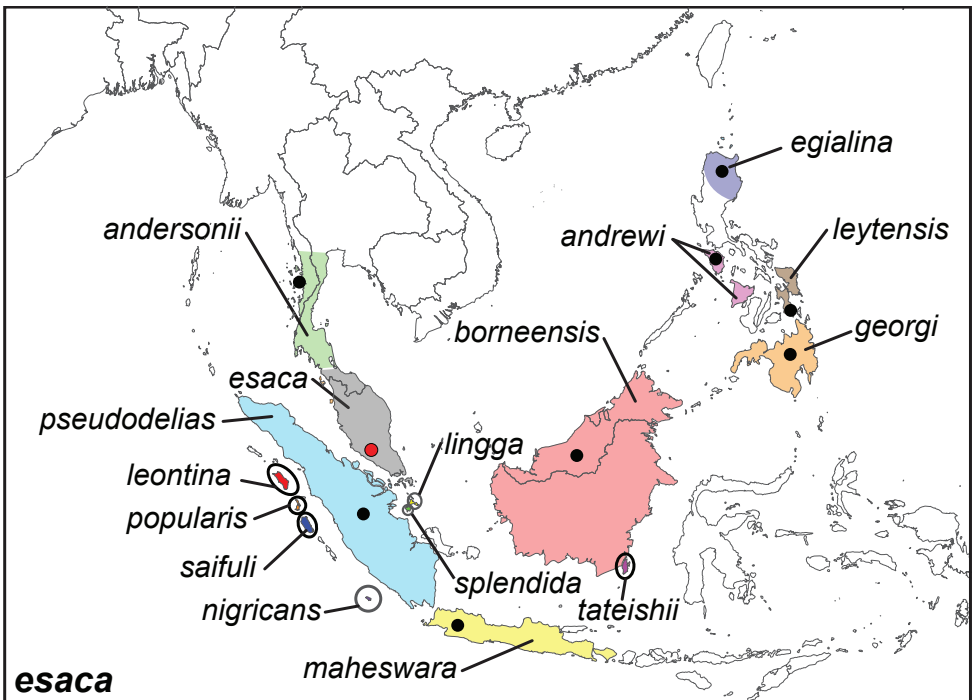


Figure 30. Distribution map of *Elymnias esaca*.





Figure 31. Distribution map of *Elymnias vasudeva*.

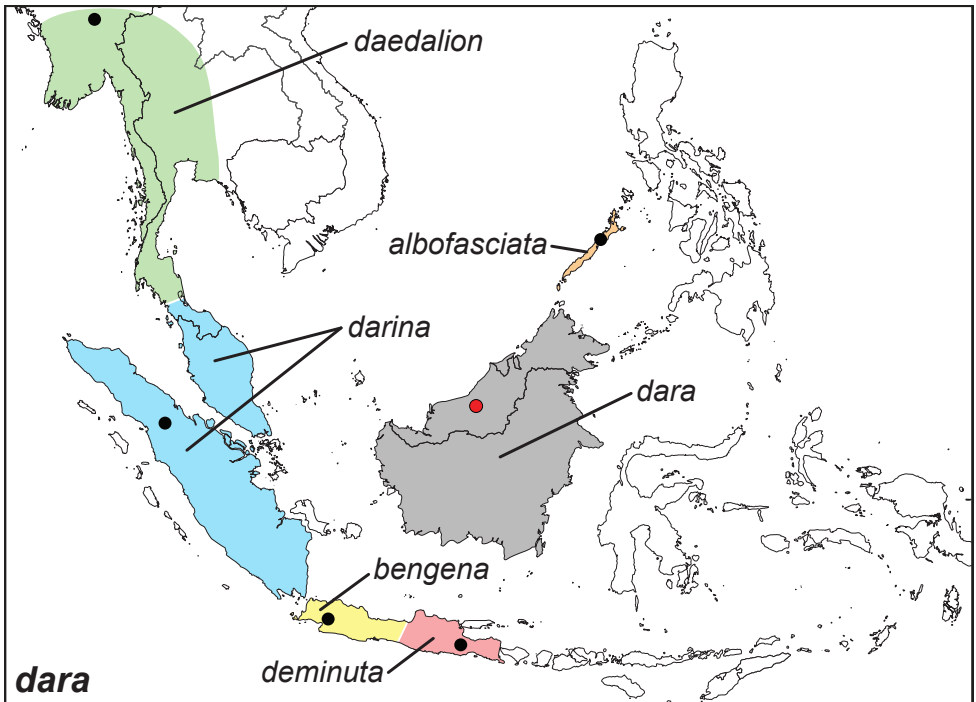
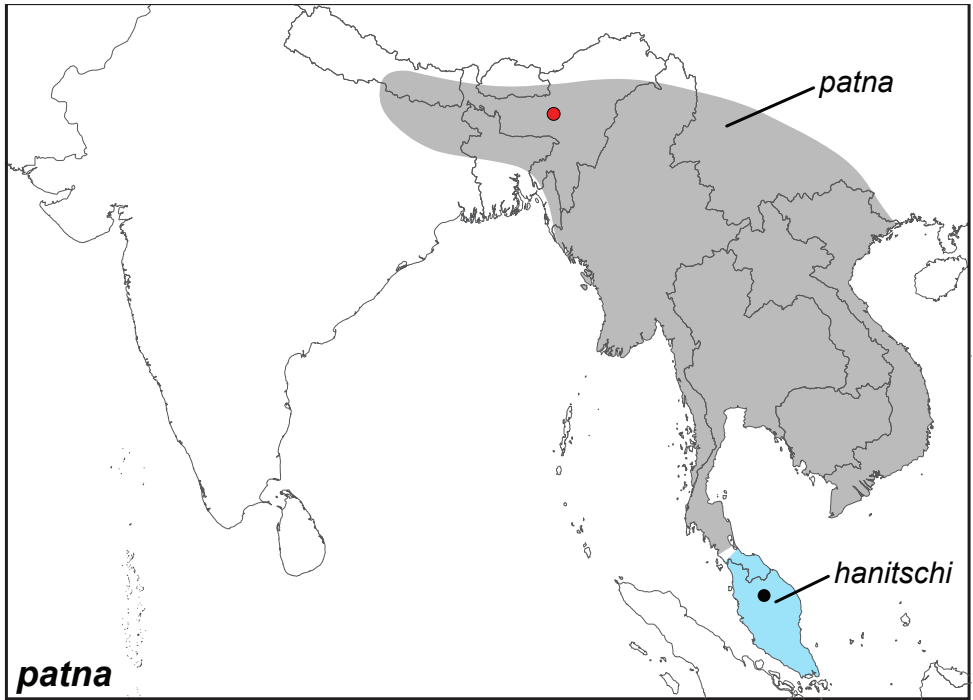
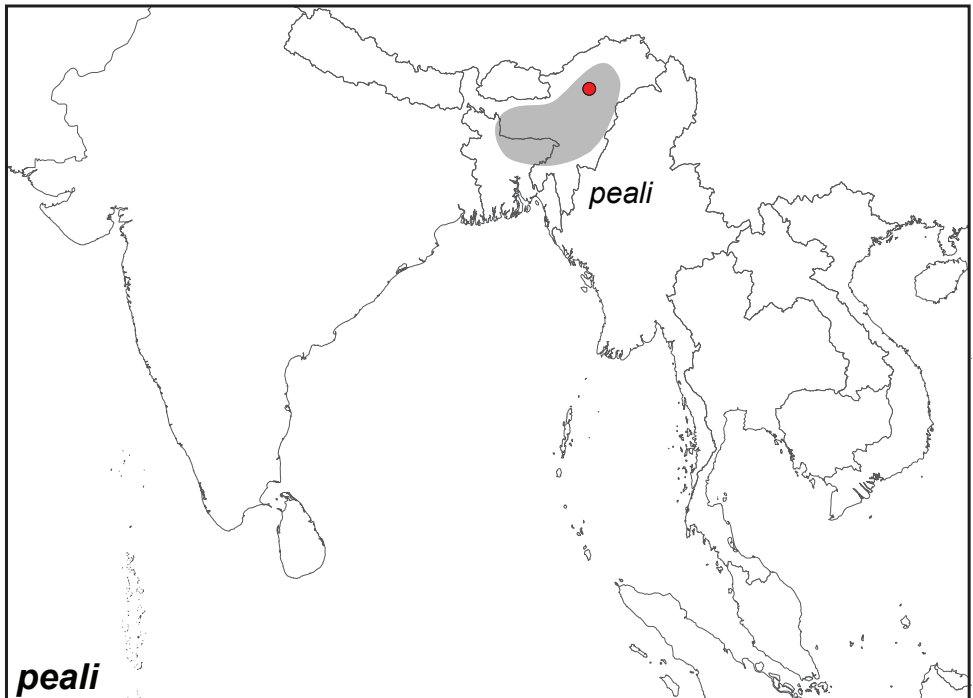


Figure 32. Distribution map of *Elymnias dara*.



**Figure 33.** Distribution map of *Elymnias patna*.



**Figure 34.** Distribution map of *Elymnias peali*.

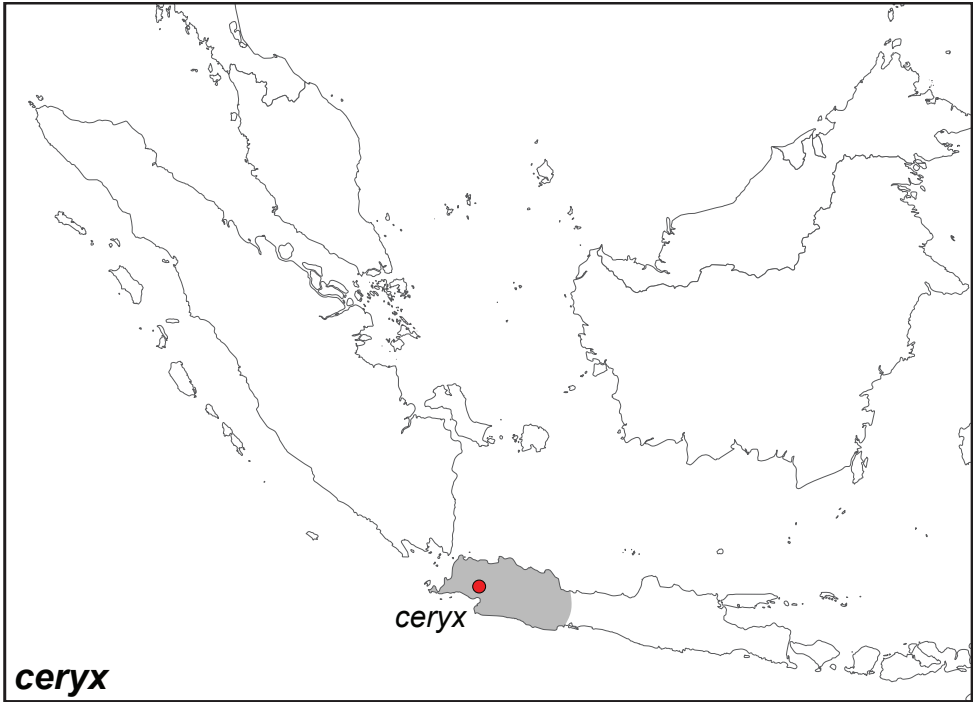


Figure 35. Distribution map of *Elymnias ceryx*.

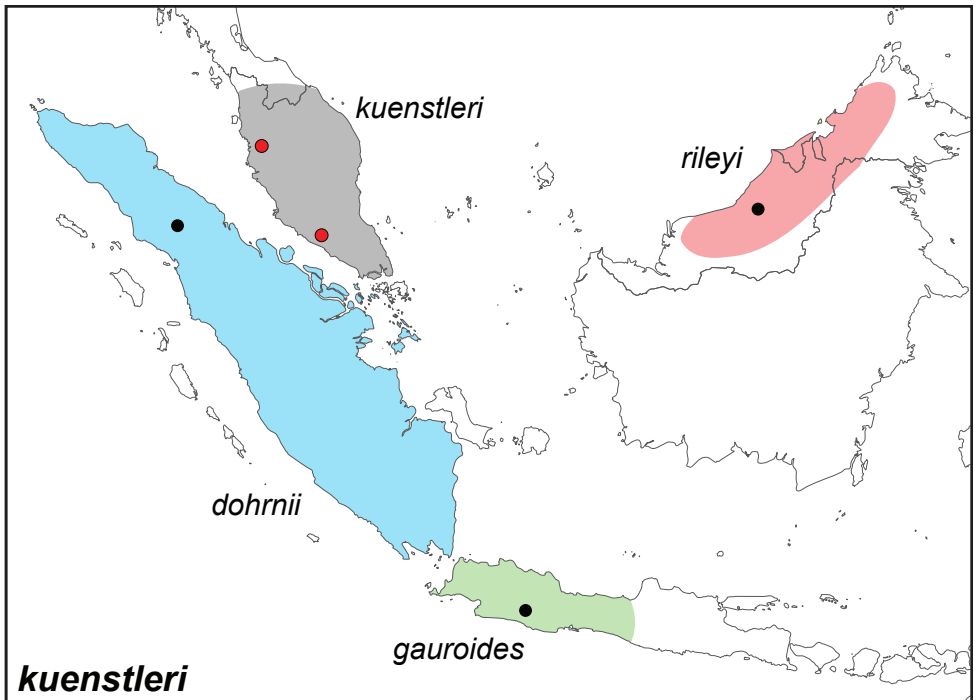


Figure 36. Distribution map of *Elymnias kuenstleri*.

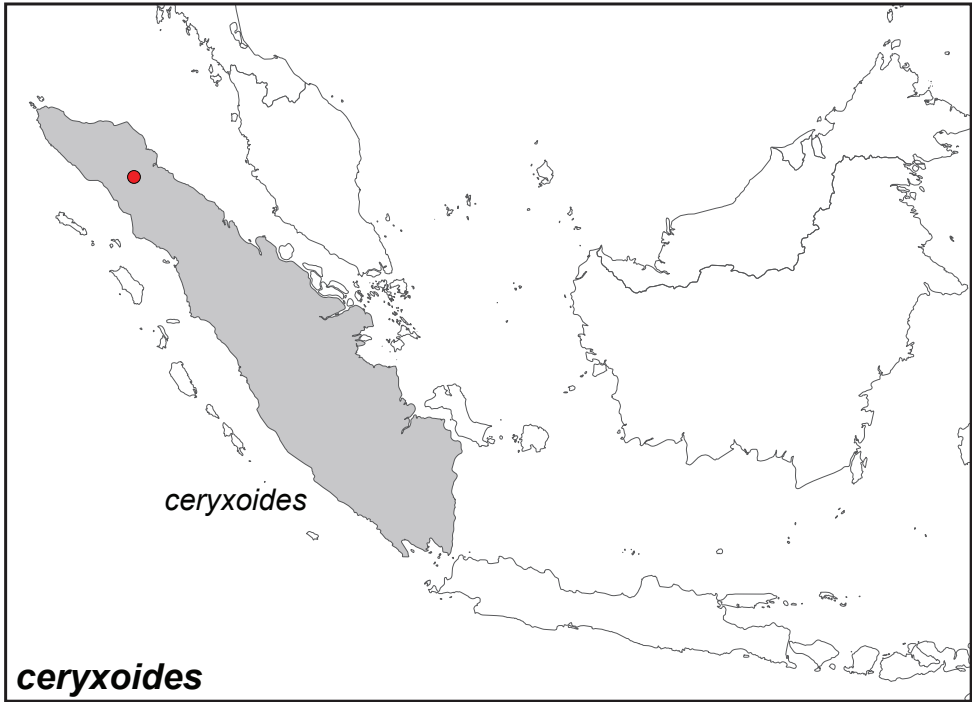


Figure 37. Distribution map of *Elymnias ceryxoides*.

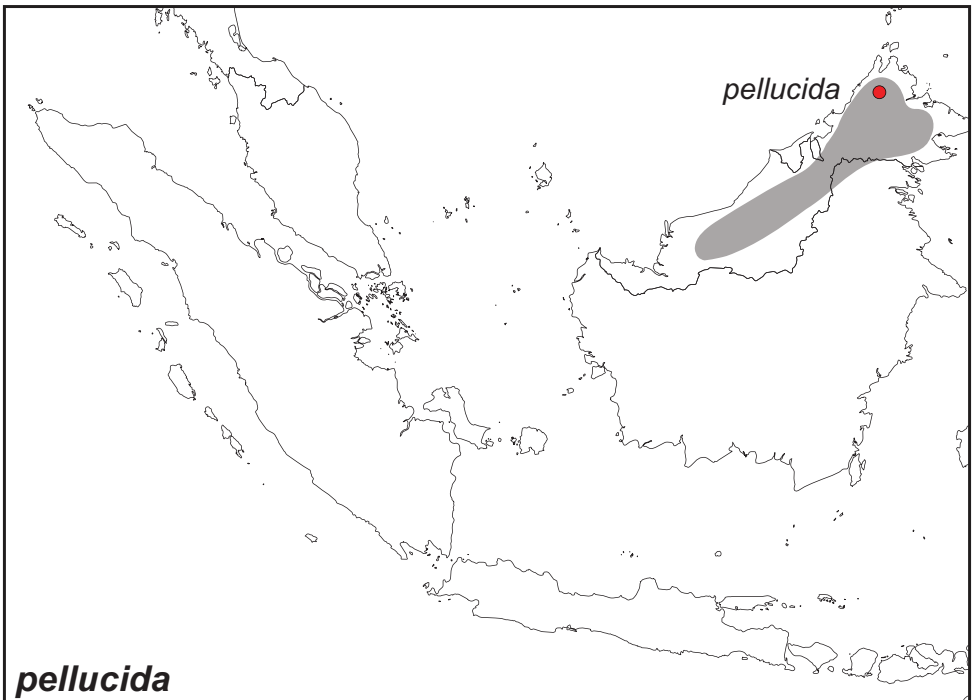


Figure 38. Distribution map of *Elymnias pellucida*.

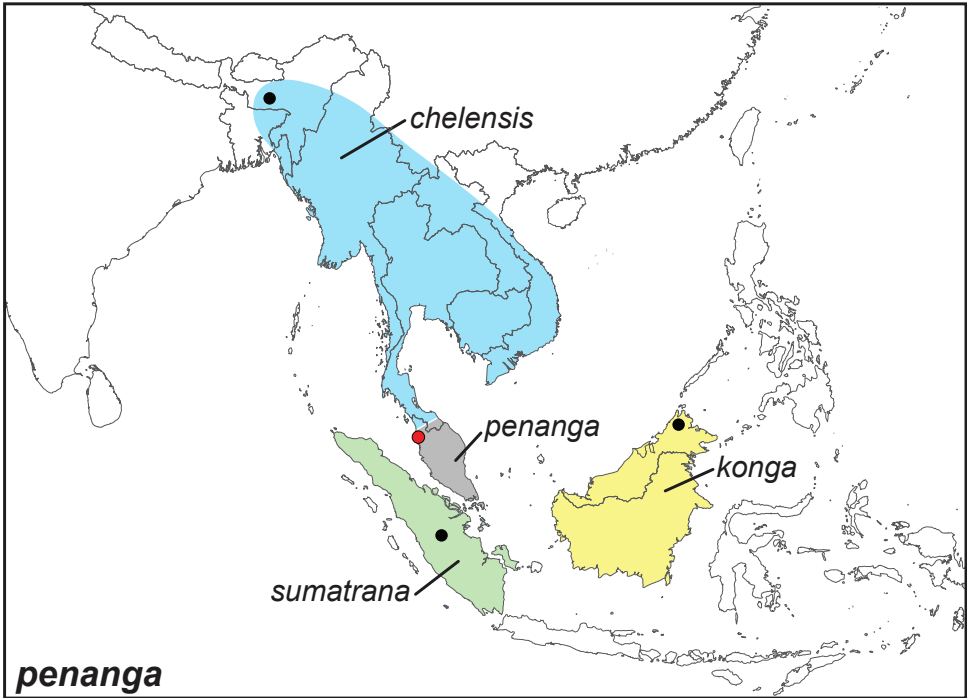


Figure 39. Distribution map of *Elymnias penanga*.

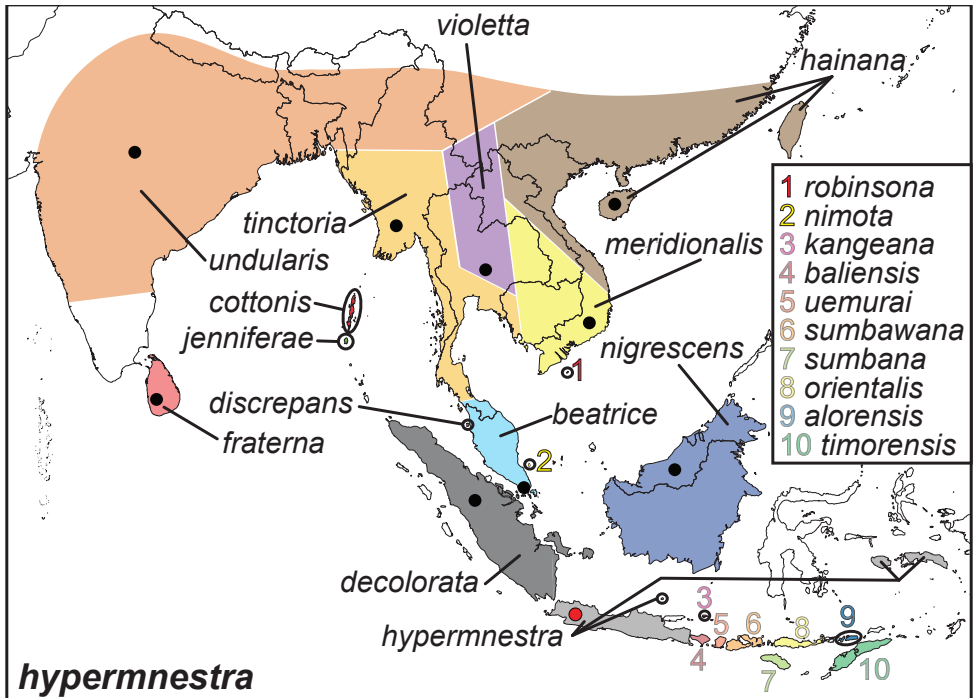


Figure 40. Distribution map of *Elymnias hypermnestra*.

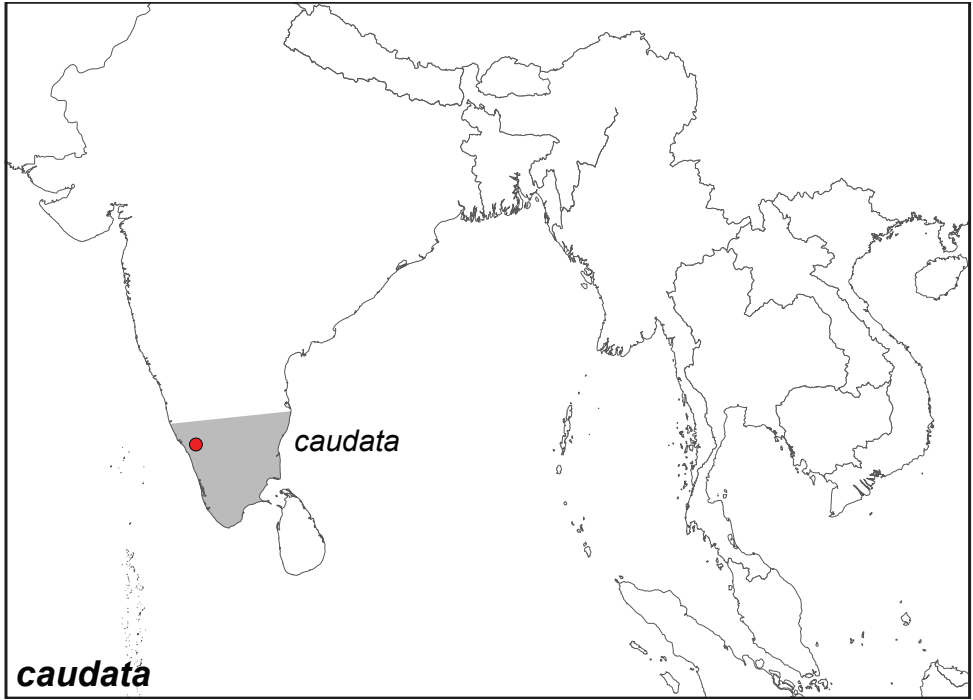


Figure 41. Distribution map of *Elymnias caudata*.

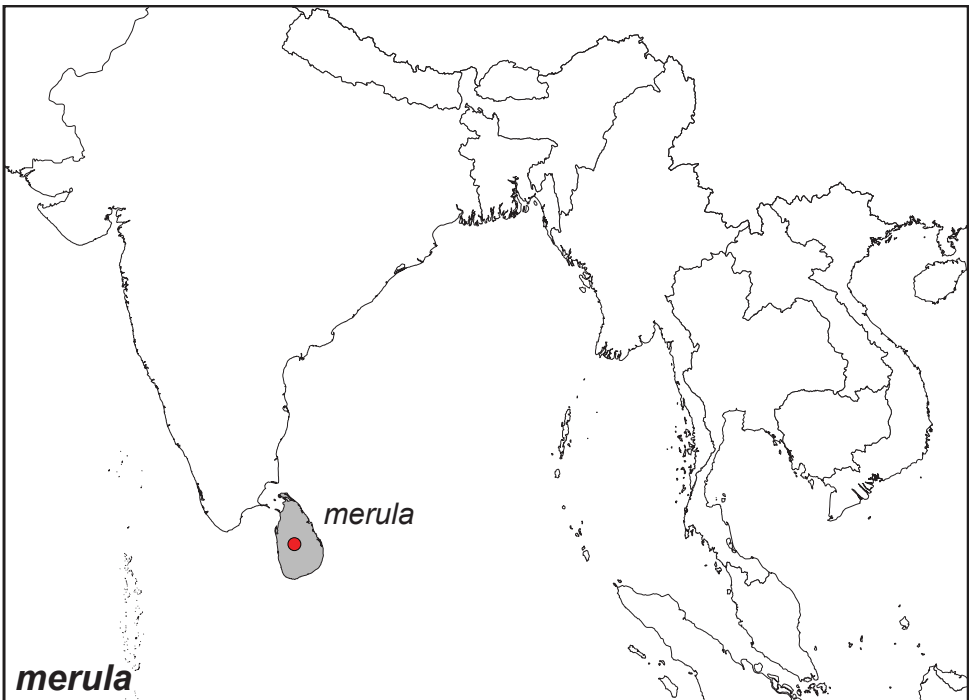


Figure 42. Distribution map of *Elymnias merula*.

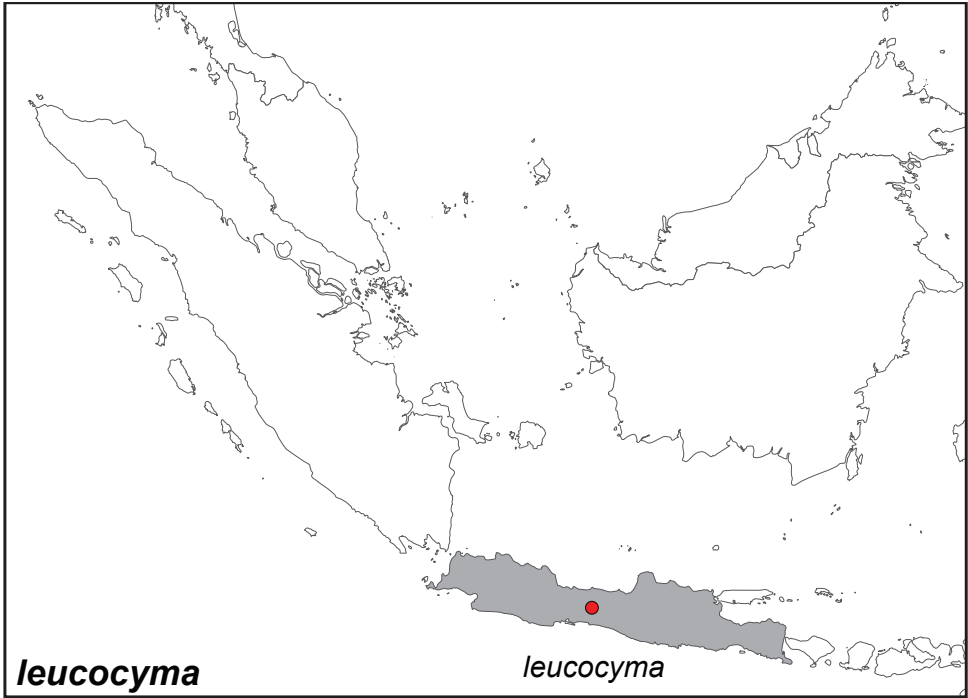


Figure 43. Distribution map of *Elymnias leucocyma*.

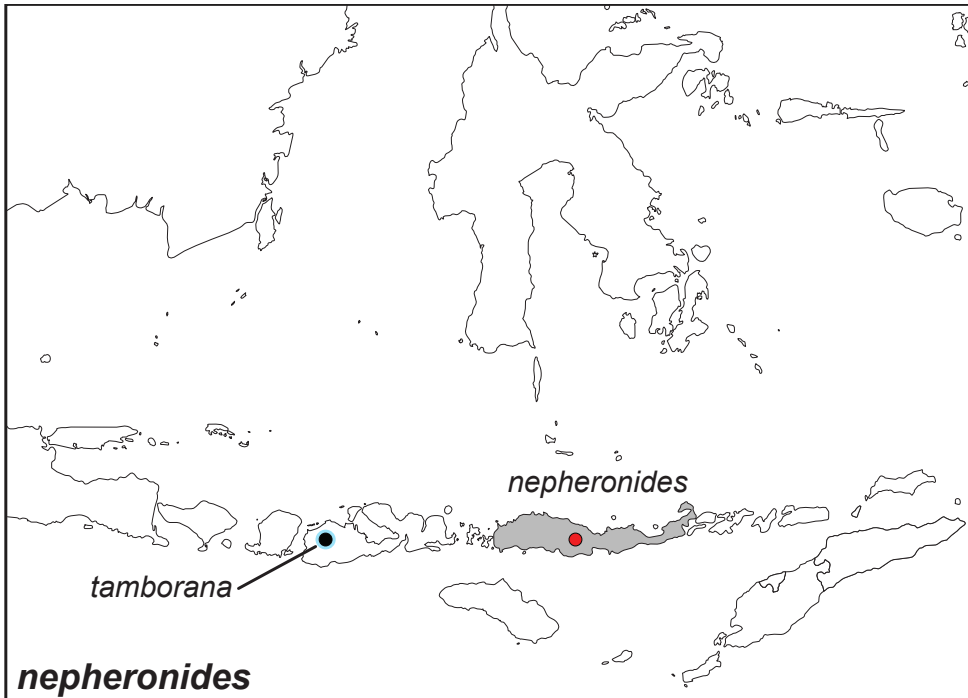


Figure 44. Distribution map of *Elymnias neperonides*.

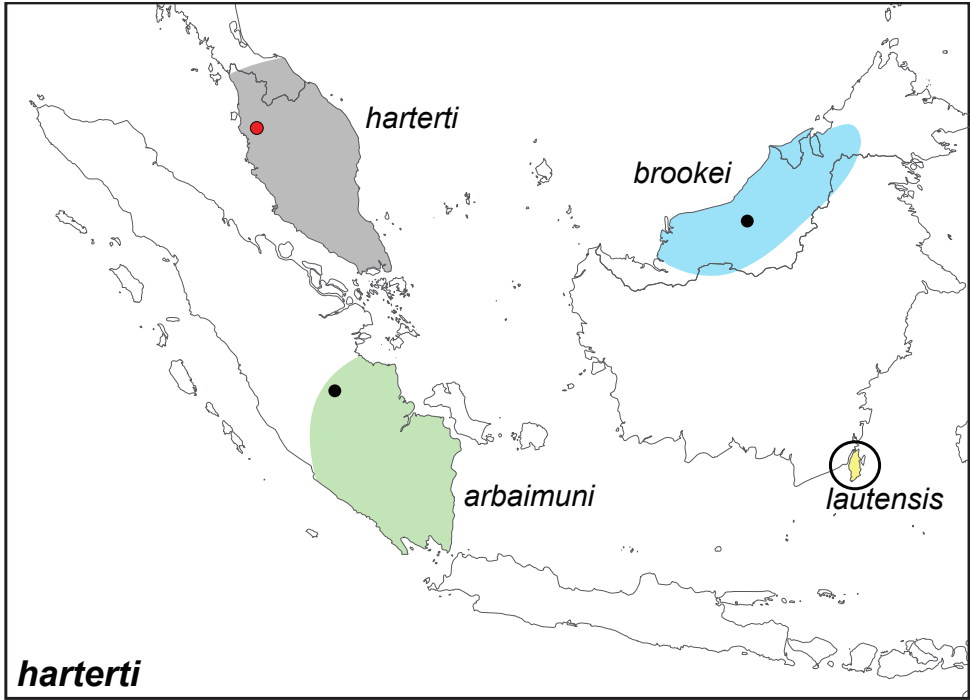


Figure 45. Distribution map of *Elymnias harterti*.

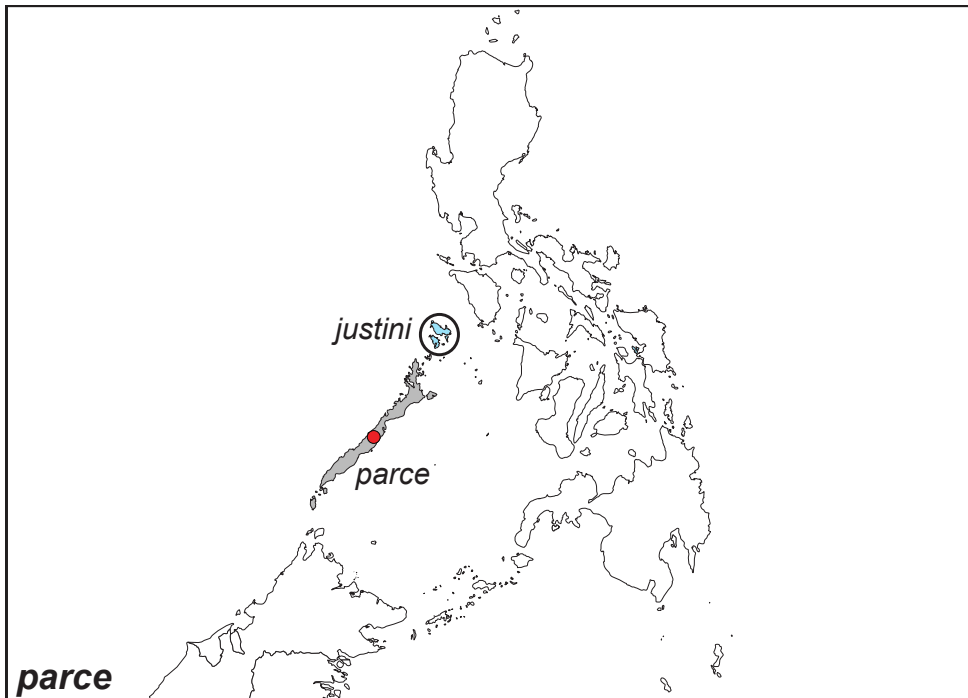


Figure 46. Distribution map of *Elymnias parce*.



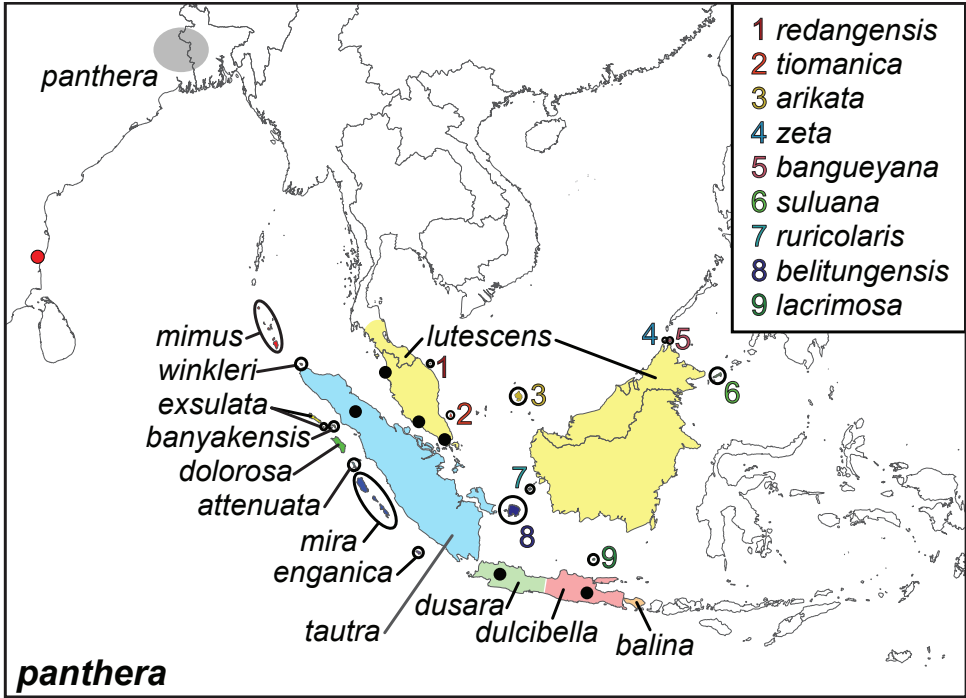


Figure 47. Distribution map of *Elymnias panthera*.

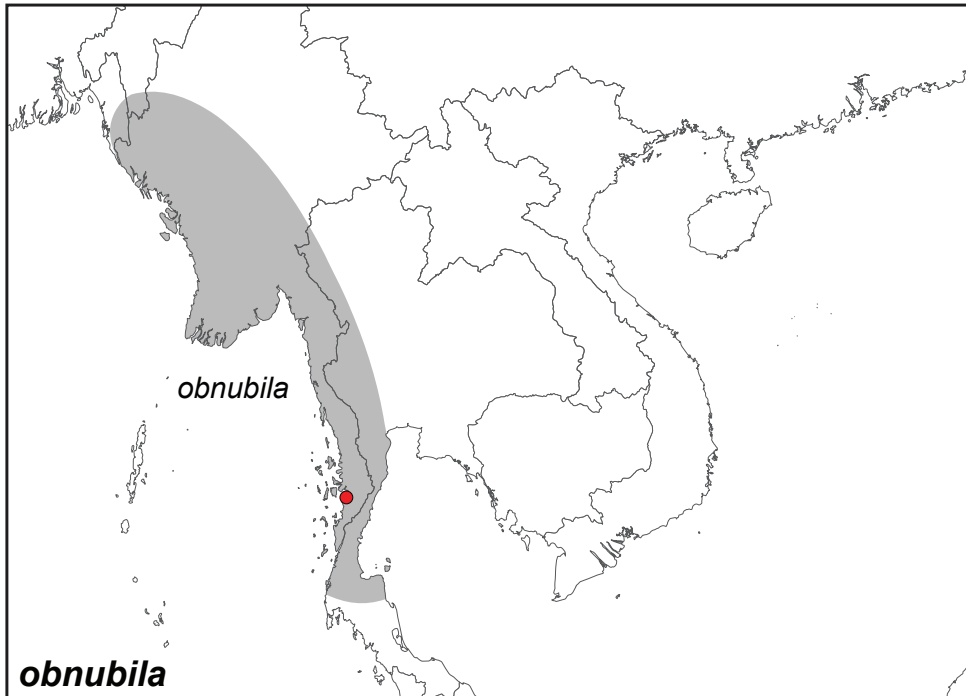


Figure 48. Distribution map of *Elymnias obnubila*.

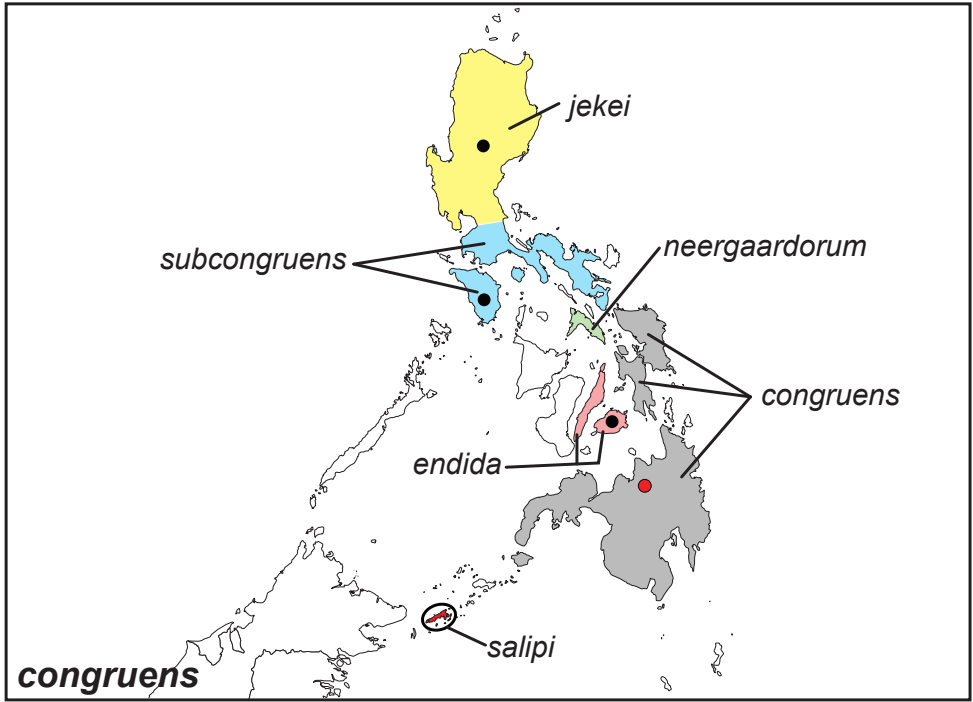


Figure 49. Distribution map of *Elymnias congruens*.

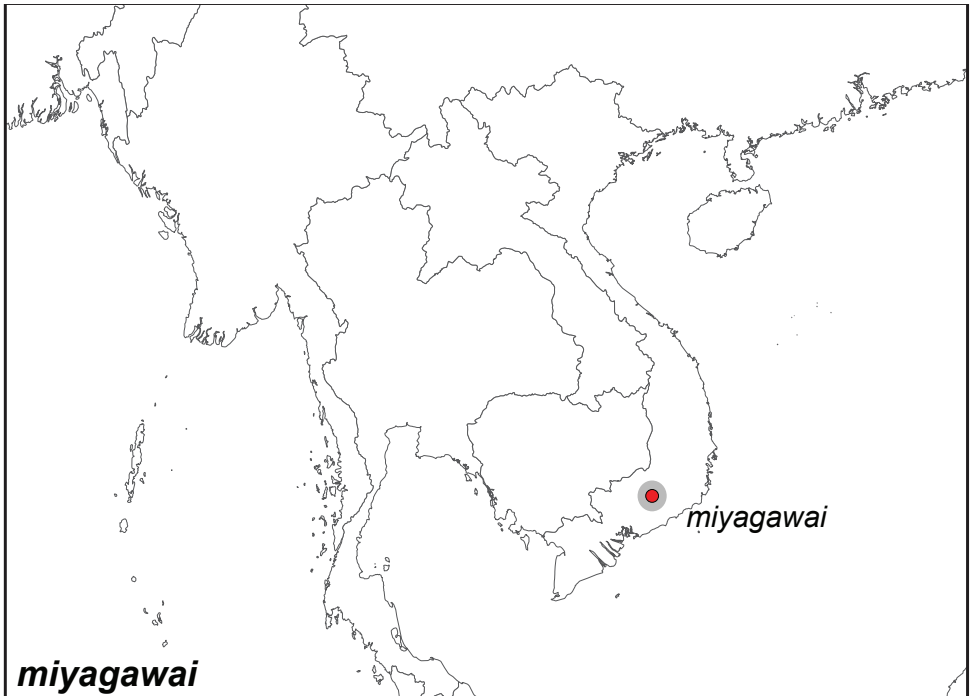


Figure 50. Distribution map of *Elymnias miyagawai*.

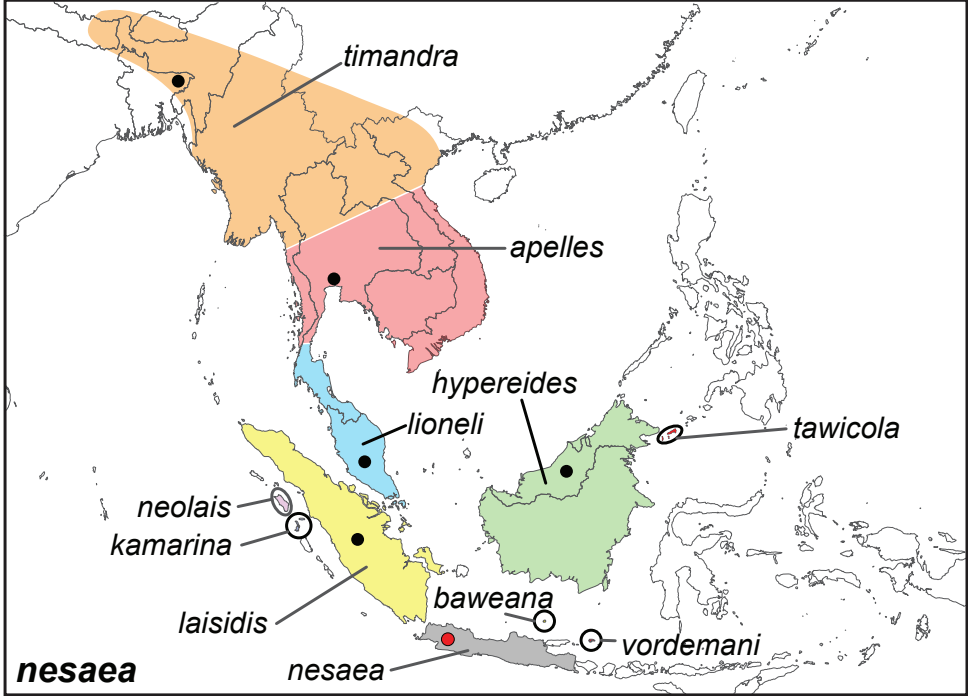


Figure 51. Distribution map of *Elymnias nesaea*.

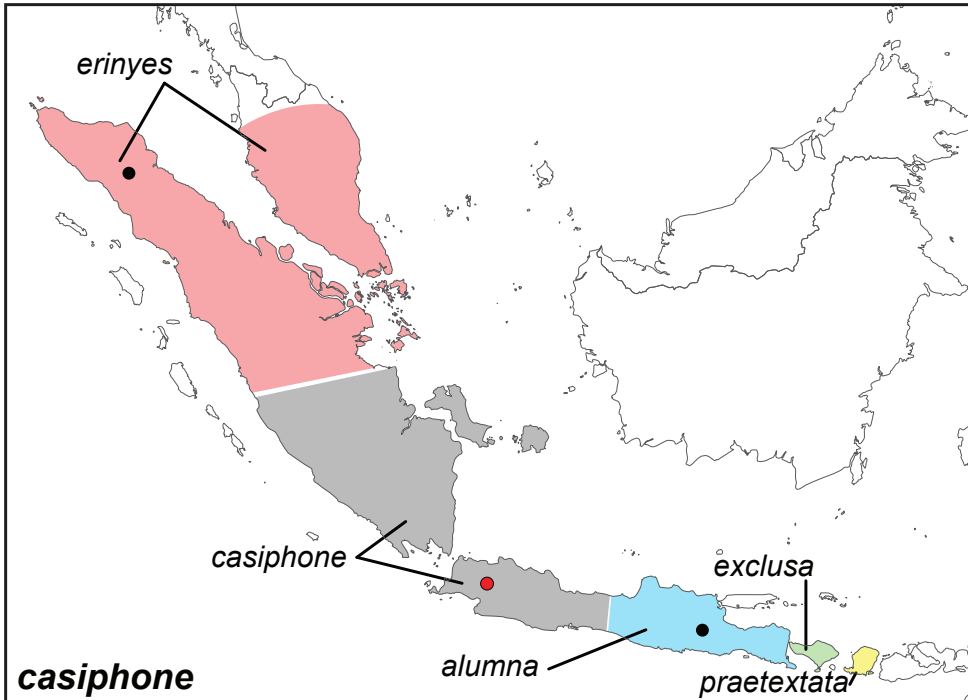


Figure 52. Distribution map of *Elymnias casiphone*.

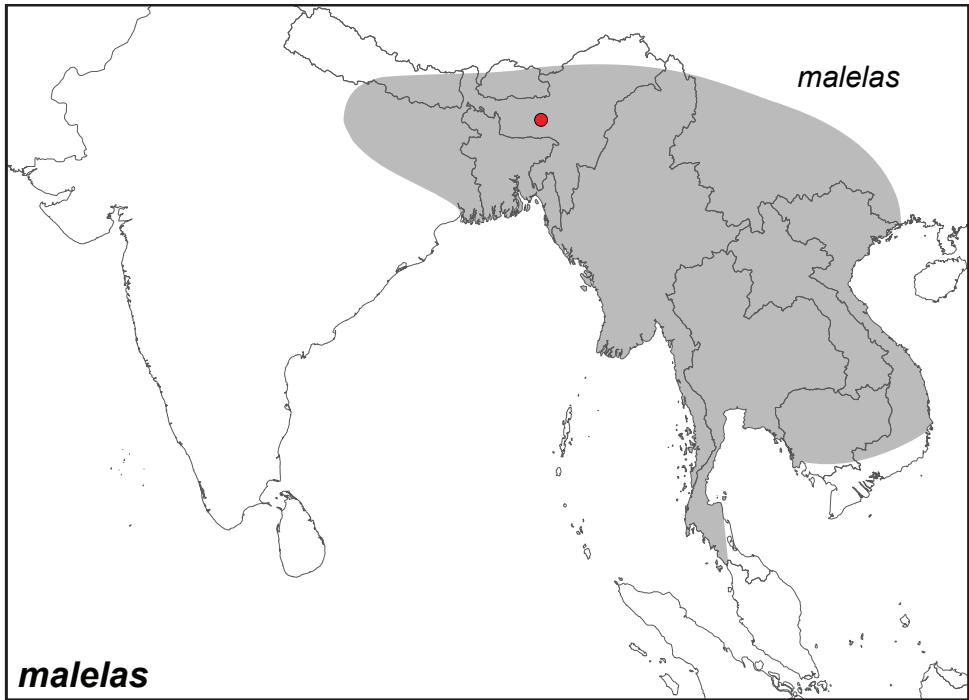


Figure 53. Distribution map of *Elymnias malelas*.

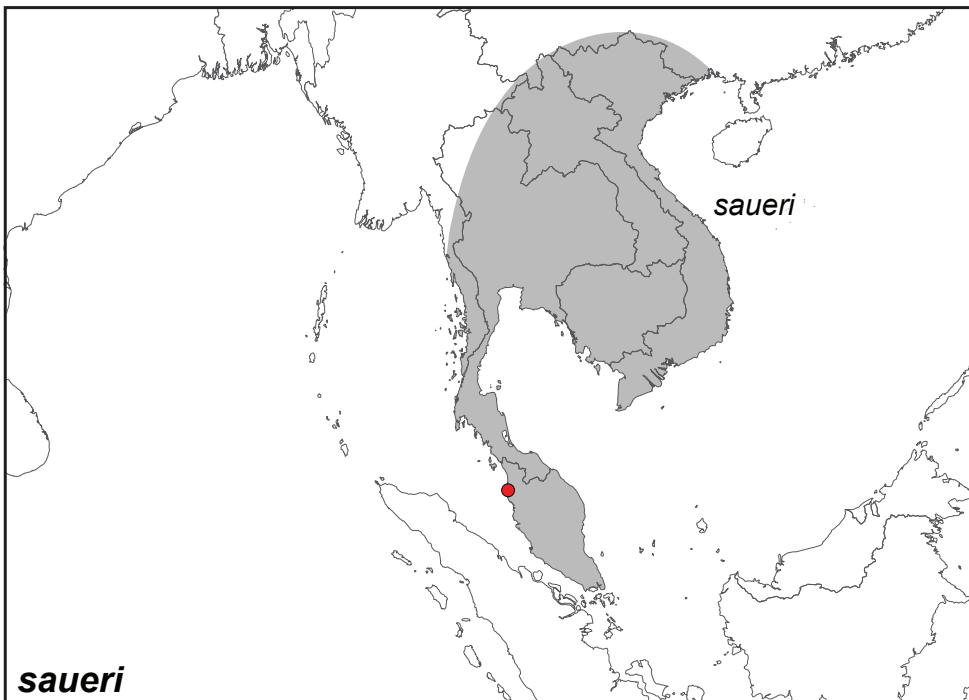


Figure 54. Distribution map of *Elymnias saueri*.

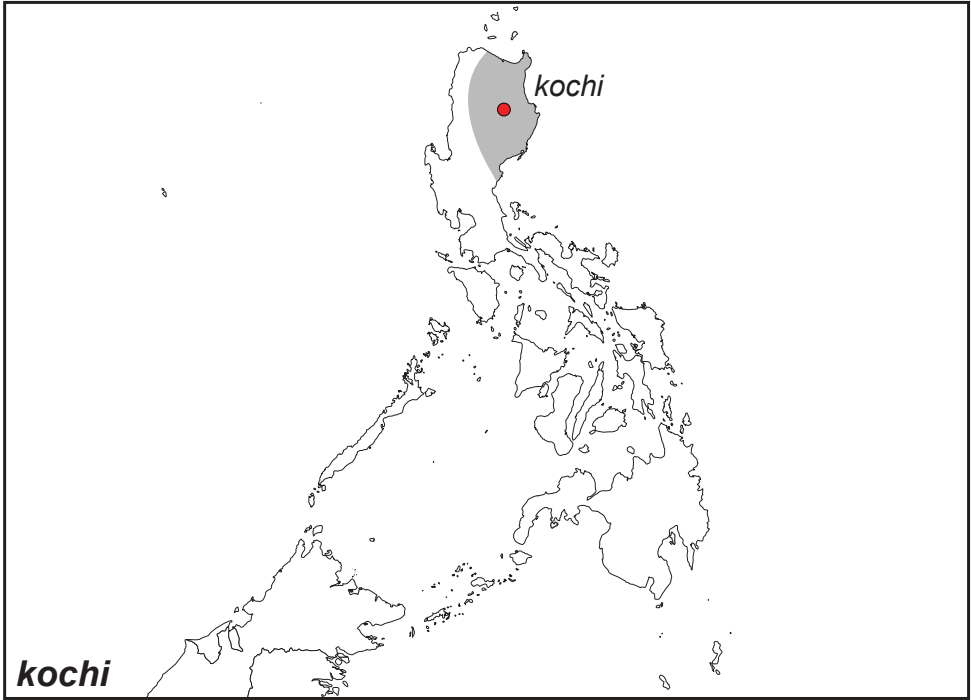


Figure 55. Distribution map of *Elymnias kochi*.

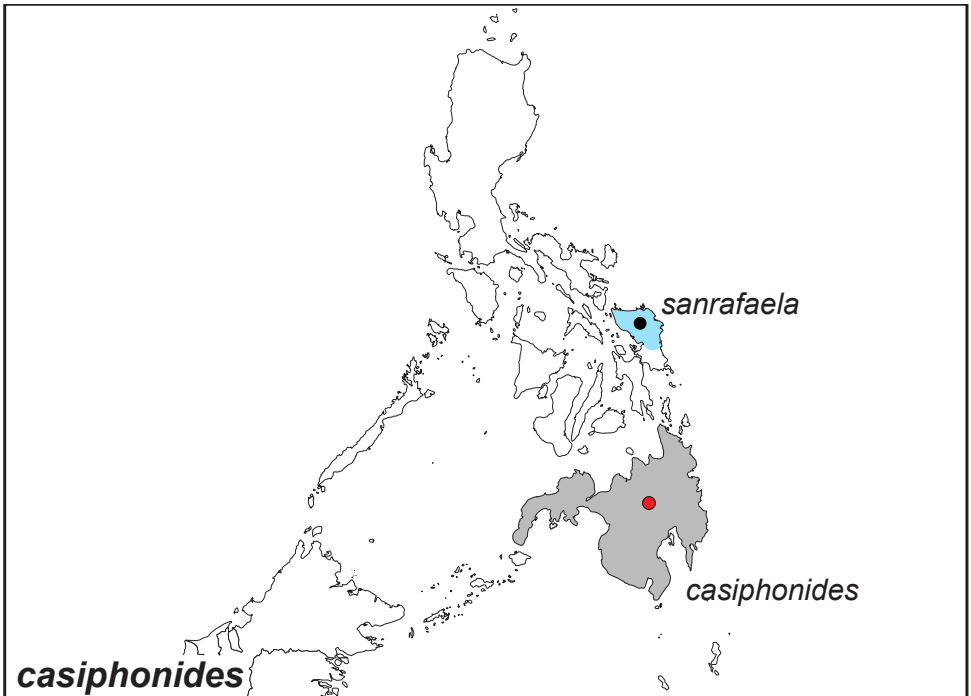
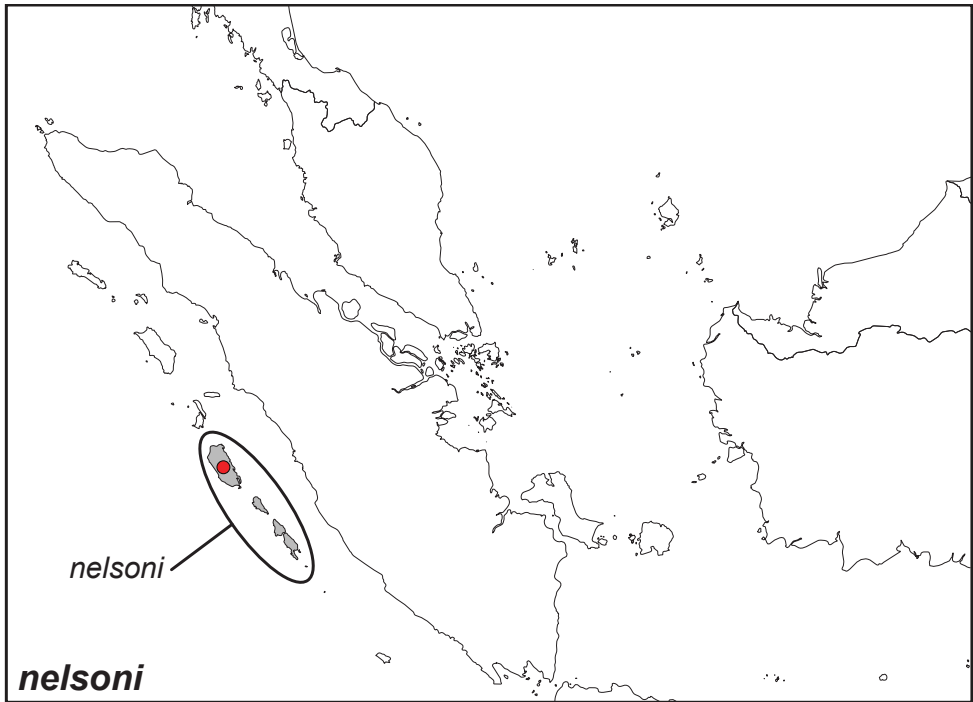
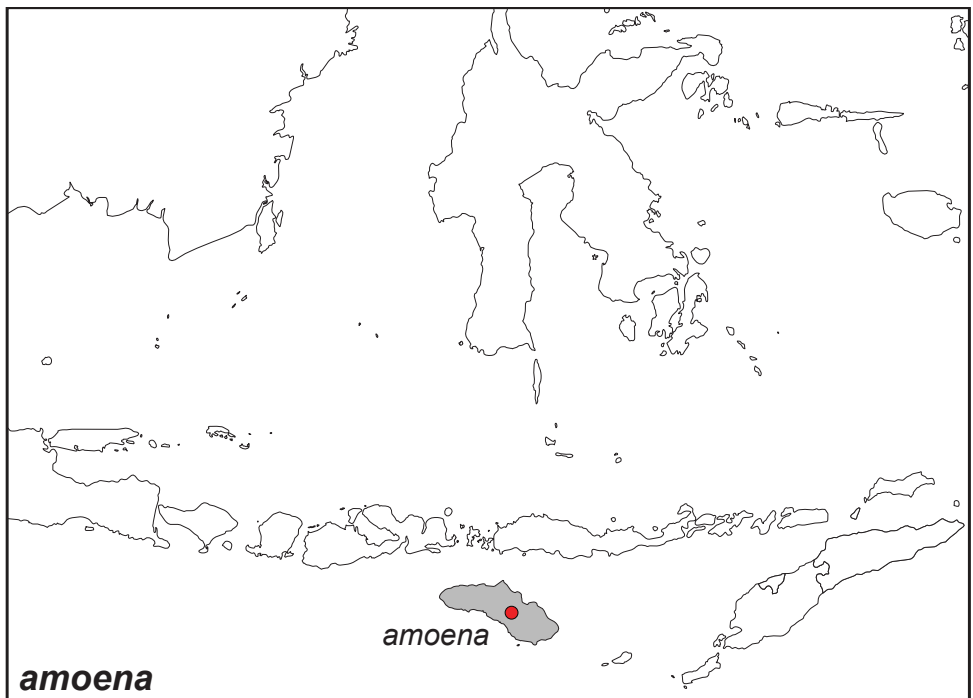


Figure 56. Distribution map of *Elymnias casiphonides*.



**Figure 57.** Distribution map of *Elymnias nelsoni*.



**Figure 58.** Distribution map of *Elymnias amoena*.

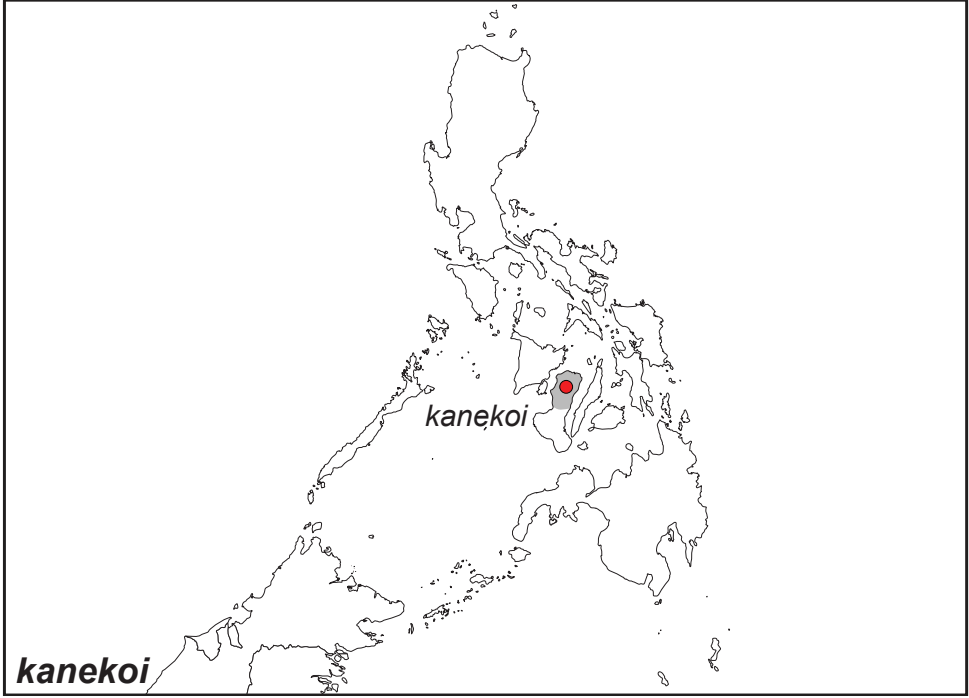


Figure 59. Distribution map of *Elymnias kanekoi*.



Figure 60. Distribution map of *Elymnias saola*.

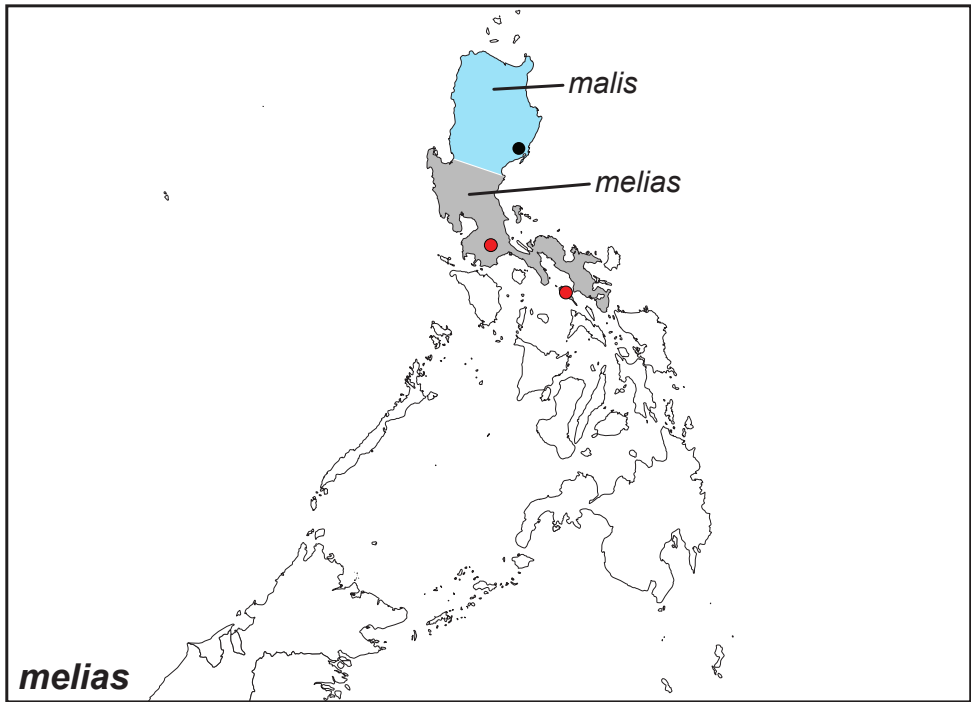


Figure 61. Distribution map of *Elymnias melias*.

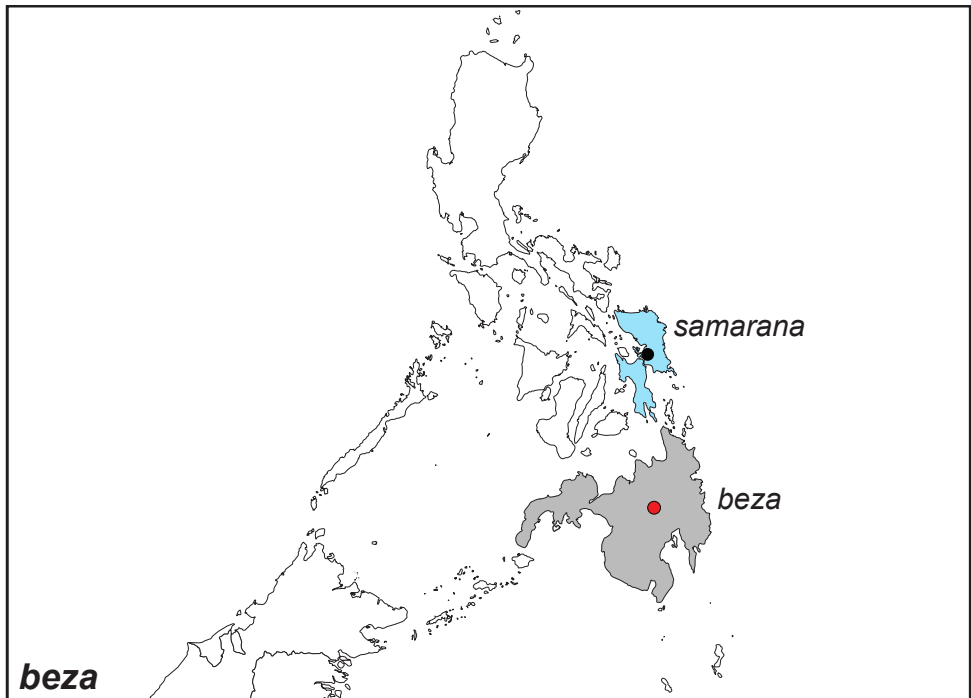


Figure 62. Distribution map of *Elymnias beza*.



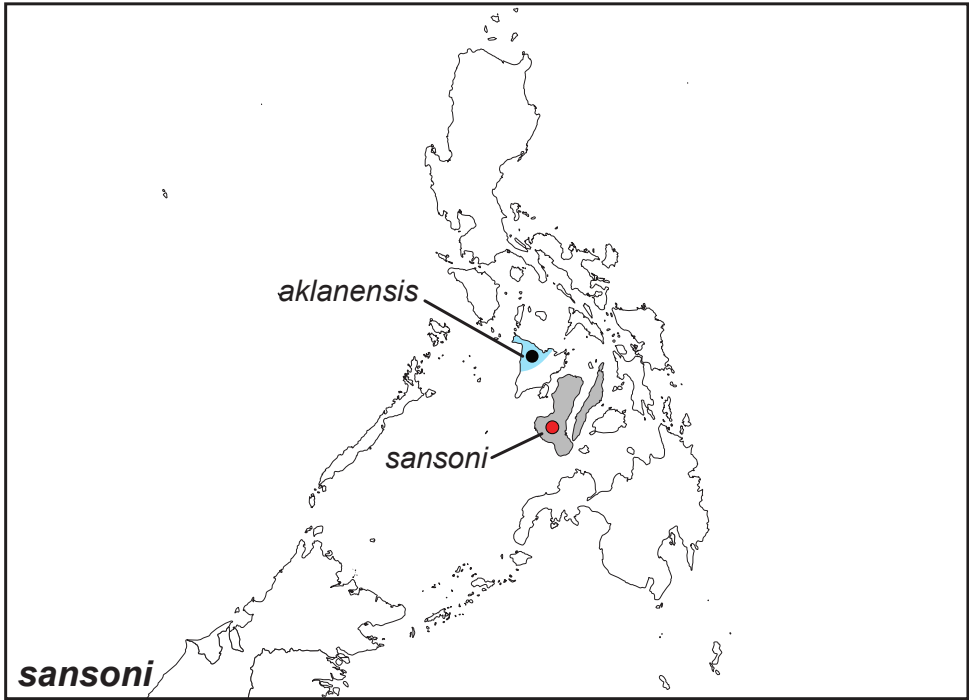


Figure 63. Distribution map of *Elymnias sansoni*.

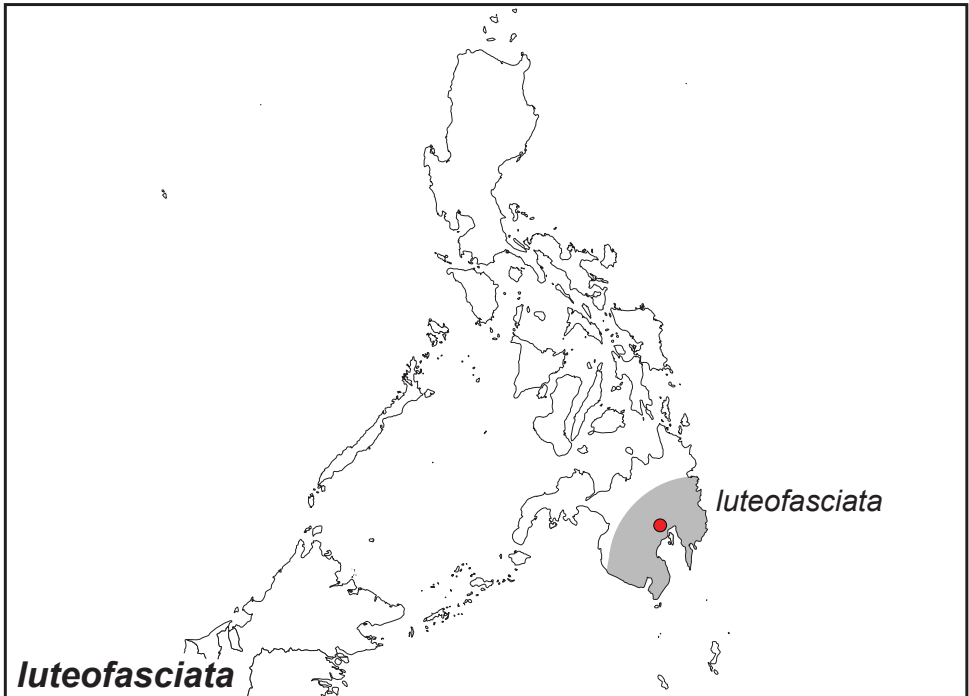


Figure 64. Distribution map of *Elymnias luteofasciata*.

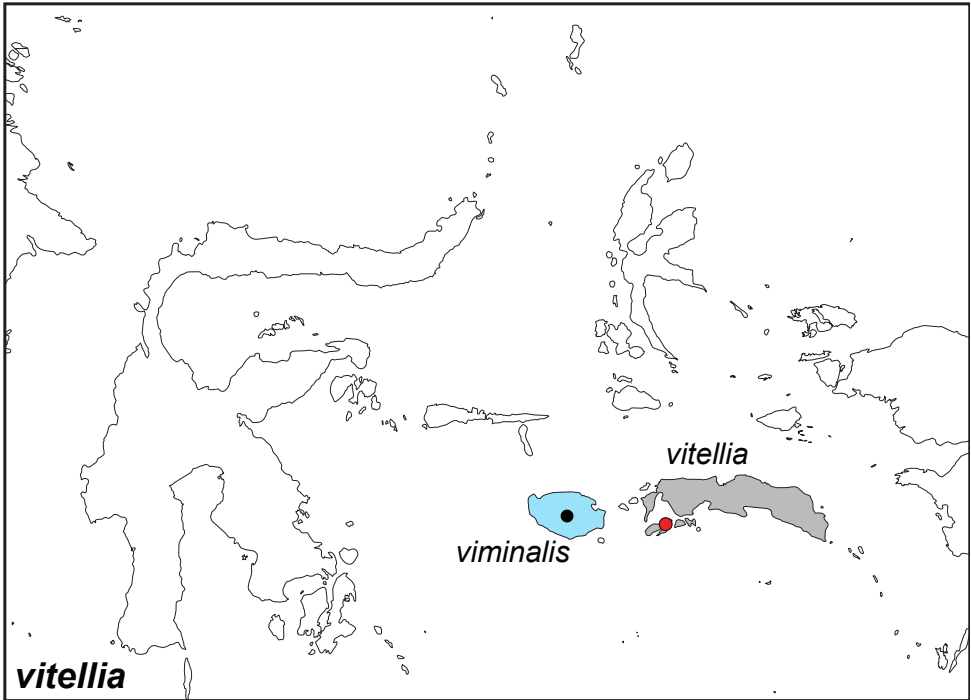


Figure 65. Distribution map of *Elymnias vitellia*.

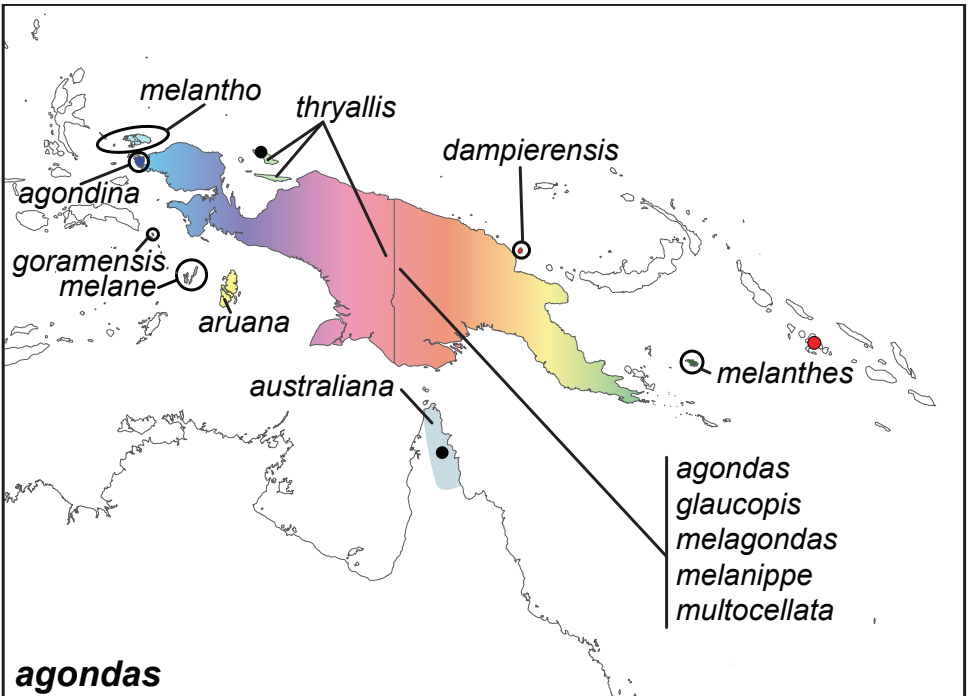


Figure 66. Distribution map of *Elymnias agondas*.

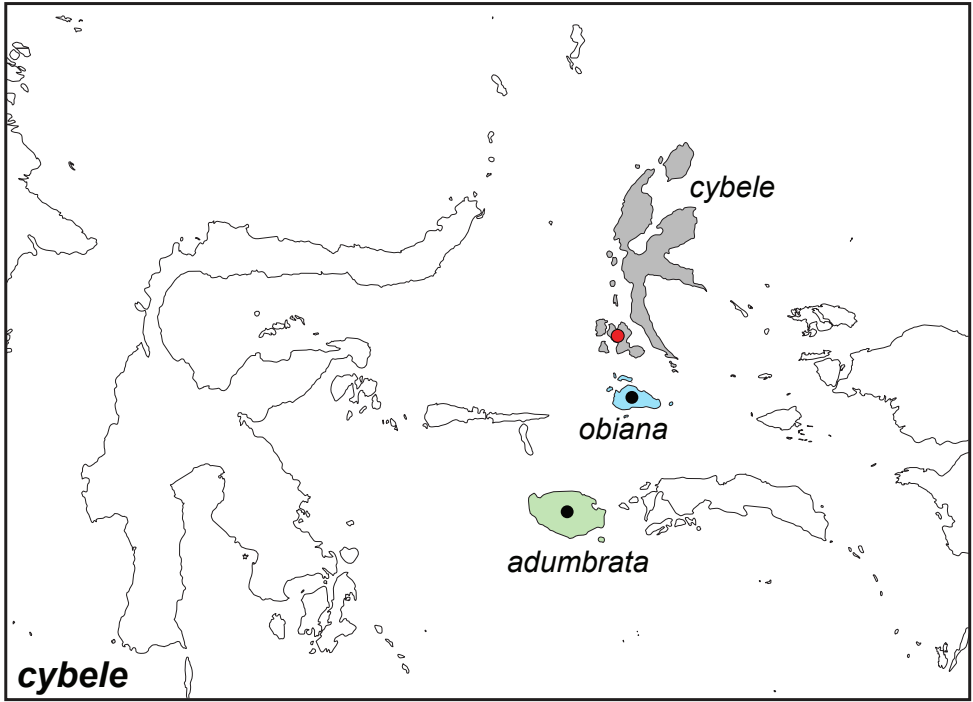


Figure 67. Distribution map of *Elymnias cybele*.

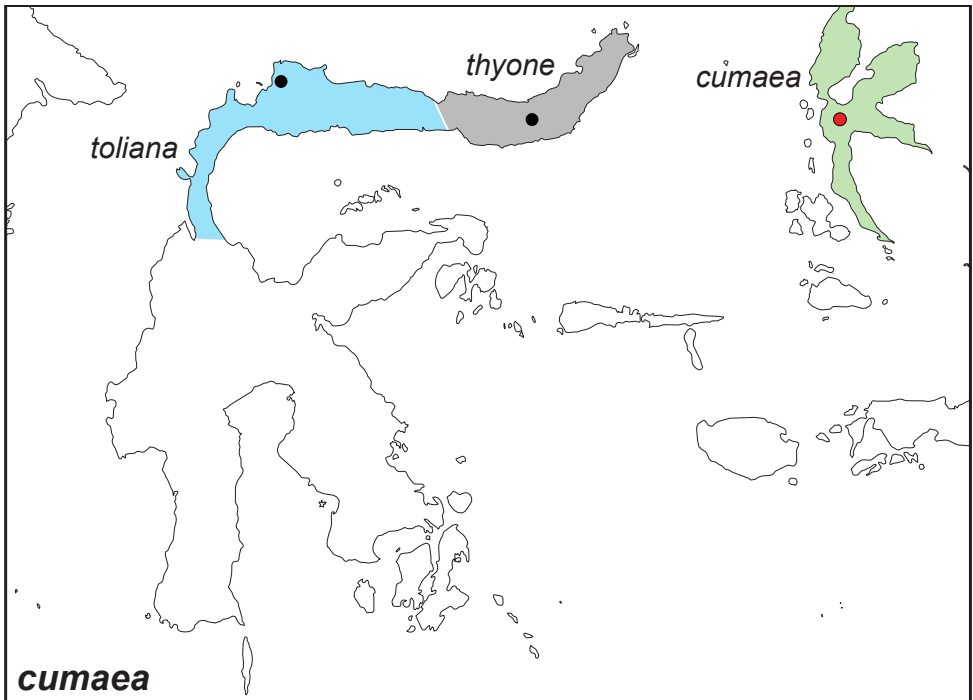


Figure 68. Distribution map of *Elymnias cumaea*.

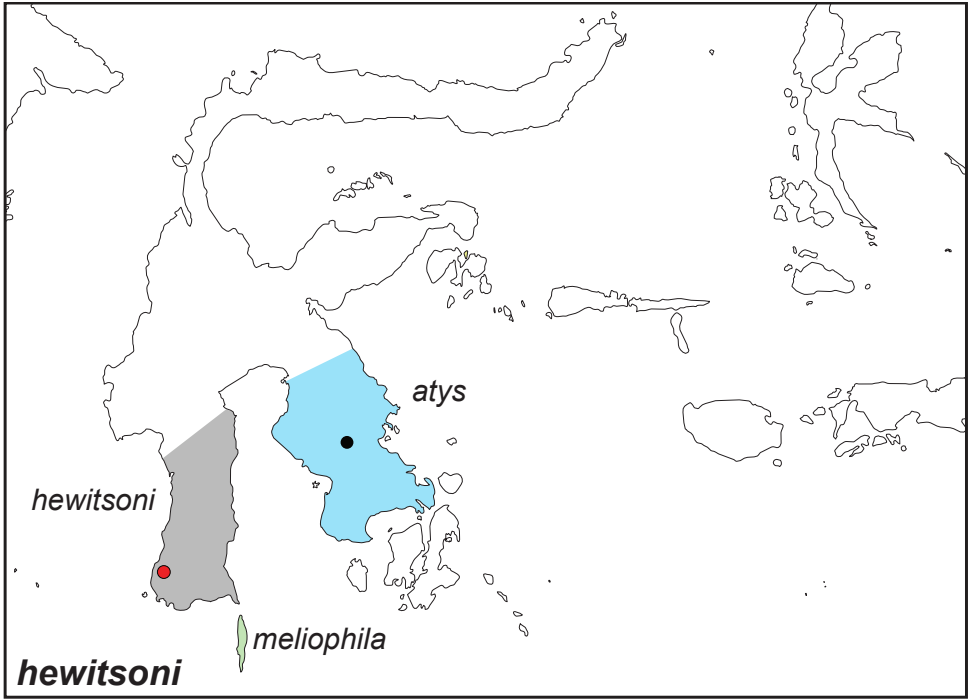


Figure 69. Distribution map of *Elymnias hewitsoni*.

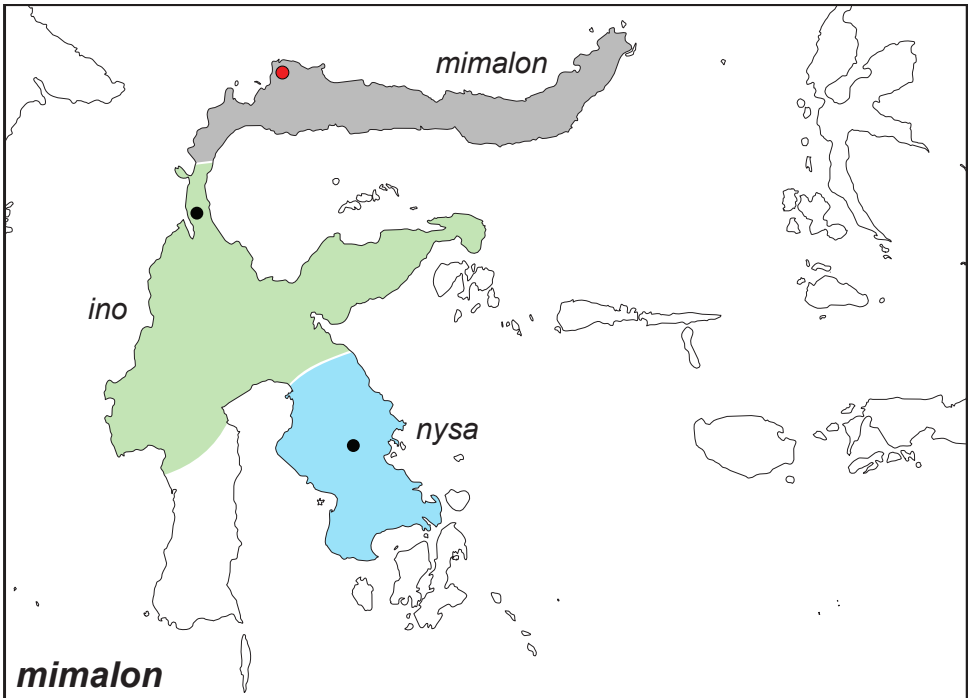


Figure 70. Distribution map of *Elymnias mimalon*.

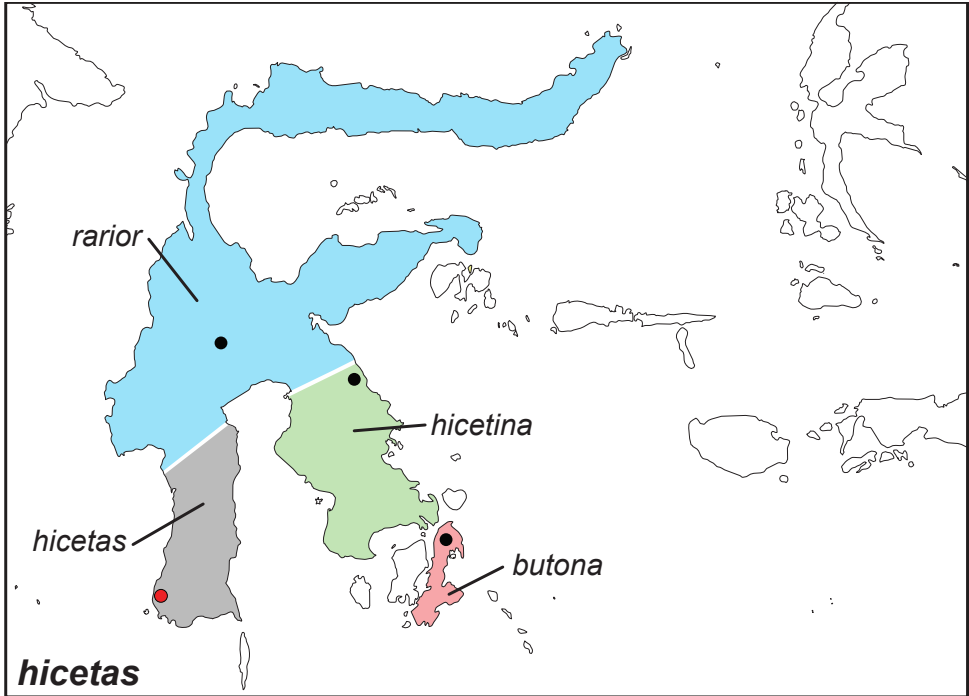


Figure 71. Distribution map of *Elymnias hicetas*.

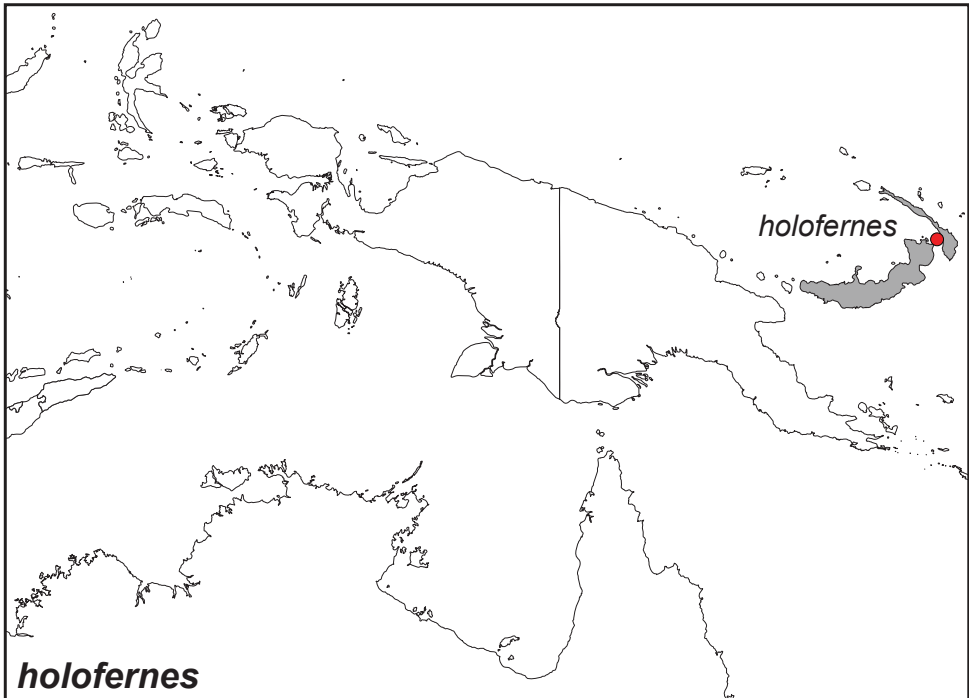


Figure 72. Distribution map of *Elymnias holofernes*.

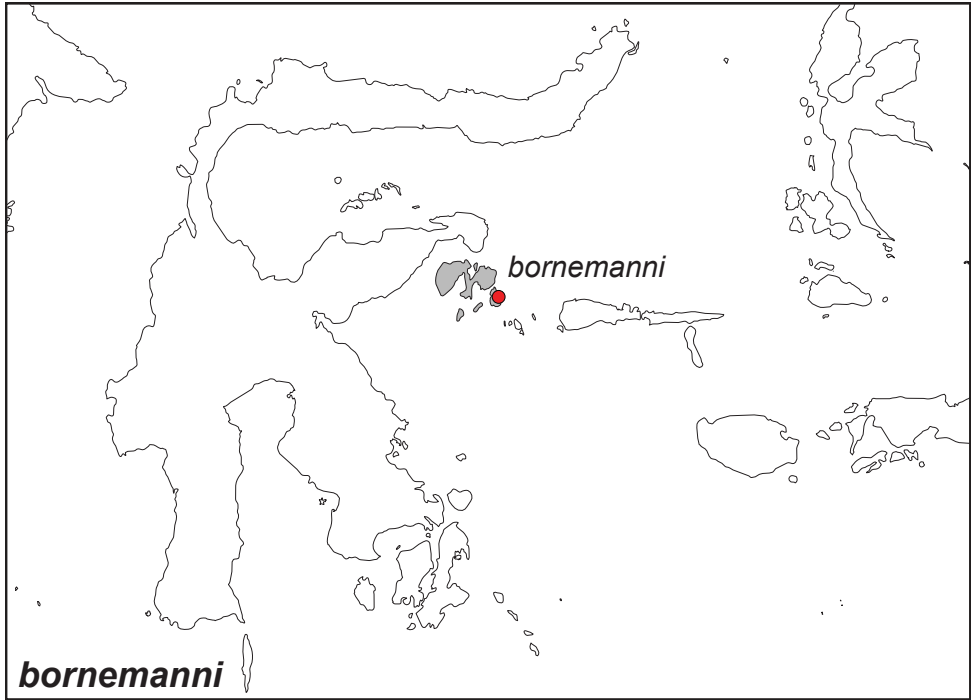


Figure 73. Distribution map of *Elymnias bornemanni*.

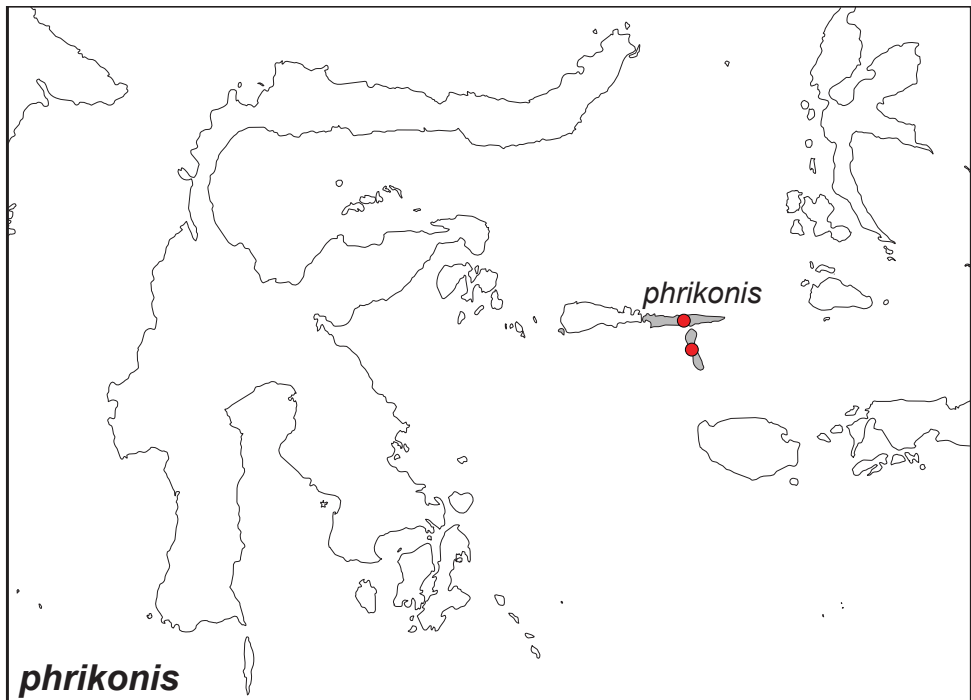


Figure 74. Distribution map of *Elymnias phrikonis*.

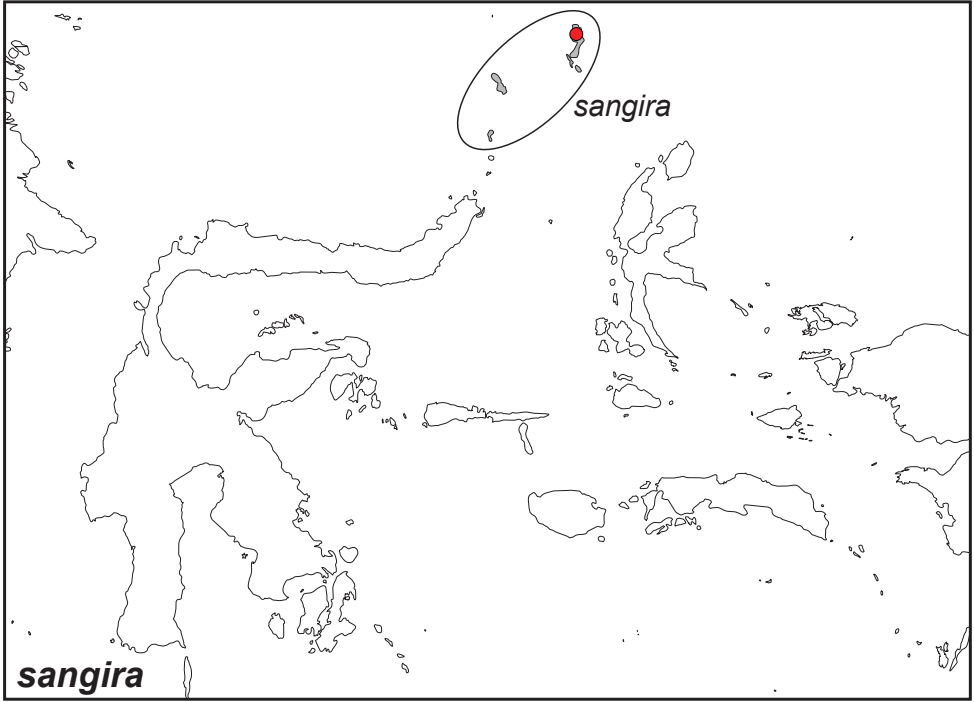


Figure 75. Distribution map of *Elymnias sangira*.

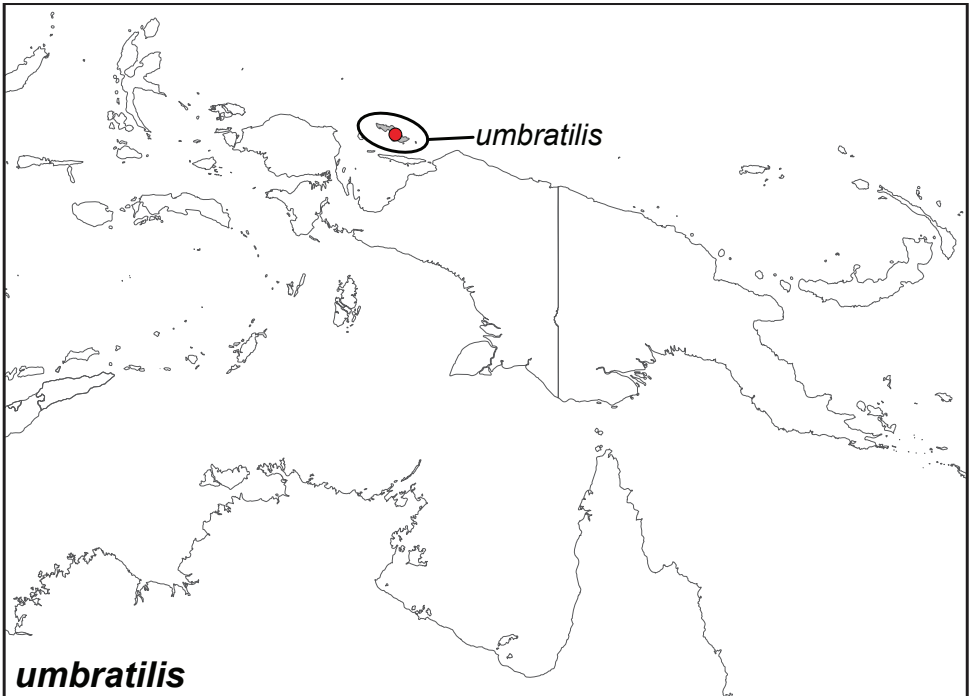
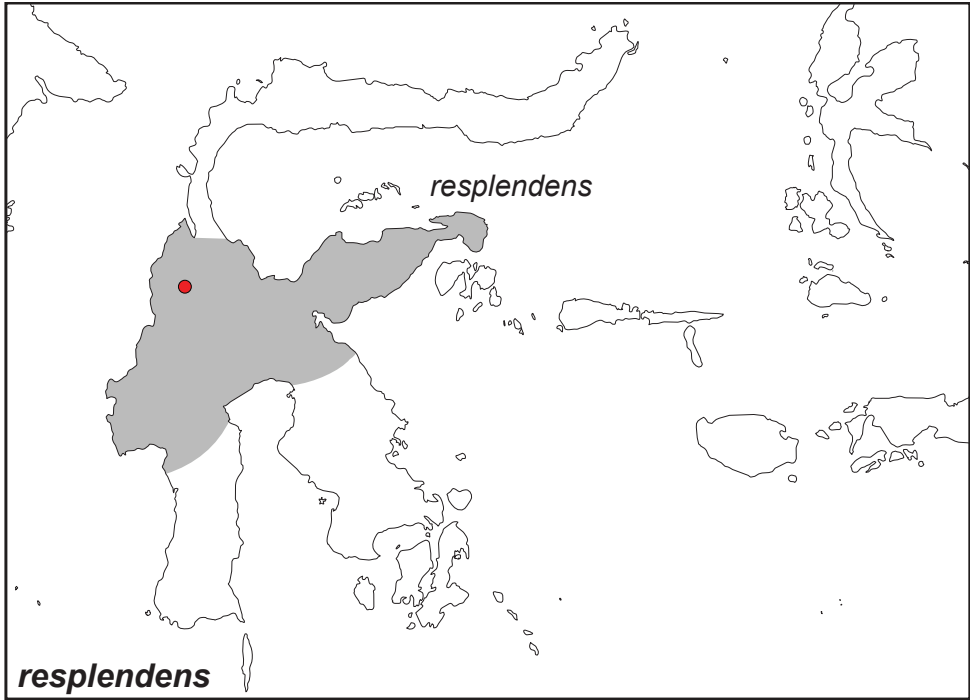
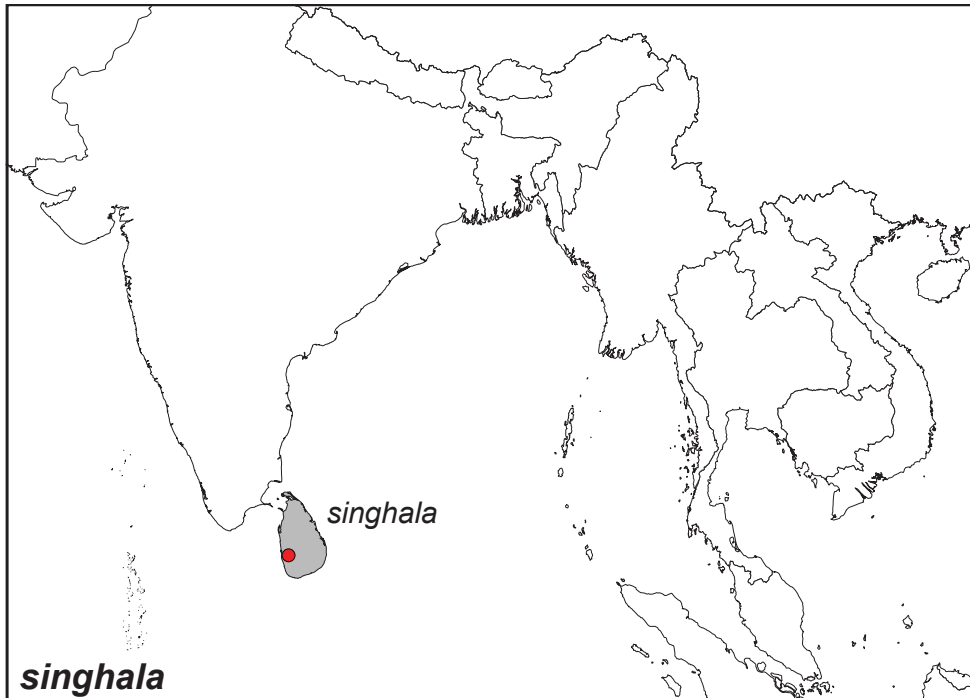


Figure 76. Distribution map of *Elymnias umbratilis*.



**Figure 77.** Distribution map of *Elymnias resplendens*.



**Figure 78.** Distribution map of *Elymnias singhala*.



## Acknowledgements

We dedicate this paper to Colin G. “Trig” Treadaway for his many contributions to the study of butterflies in the Philippines, and for the samples, photographs, and helpful advice he has provided to us. We are grateful to Shuen-Chen Chang, Rod Eastwood, Yutaka Inayoshi, Krushnamegh Kunte, Alexander Monastyrskii, Kiyoshi Okubo, Kotaro Saito, Hiroyuki Soeda, Yoshinobu Uémura, and Wei-Ting Wu for providing specimens or images. We also thank the various museums and institutional insect collections acknowledged in the manuscript for allowing us to study, photograph, and occasionally dissect specimens in their care, and are grateful to Perry A.C. Buenavente, David A. Grimaldi, Frank Yu-Feng Hsu, Jia-Yuan Liang, Naomi E. Pierce, Robert K. Robbins, Watana Sakchoowong, Andrei Sourakov, Akekawat Vitheepredit, and others for allowing us access to these collections. This work was funded by grants 102-2621-B-110-003-MY3 from Ministry of Science and Technology (Taiwan), DEB-1120380 and DEB-1541557 from the US National Science Foundation, Grant 9285-13 from the Committee for Exploration and Research of the National Geographic Society, and start-up funds from the City College of New York.

## References

- Aoki T, Yamaguchi S, Uemura Y (1982) Butterflies of the South East Asian Islands, Vol. III: Satyridae, Amathusiidae & Libytheidae. Plapac Co., Tokyo, 500 pp.
- Araya A (2016) Notes on *Elymnias nepheroides* Fruhstorfer and *Elymnias detanii* Aoki & Uemura (Lepidoptera: Satyrinae). *Butterflies (Teinopalpus)* 71: 48–52. [In Japanese]
- Araya A, Saito K (2014) A revision of *Elymnias kamara* Moore and *Elymnias casiphone* Geyer. *Butterflies (Teinopalpus)* 67: 12–24.
- Avise JC, Ball RM (1990) Principles of genealogical concordance in species concepts and biological taxonomy. In: Futuyma DJ, Antonovics J (Eds) *Oxford Surveys in Evolutionary Biology*. Oxford University Press, Oxford, UK, 45–67.
- Bascombe MJ, Johnston G, Bascombe FS (1999) *The Butterflies of Hong Kong*. Princeton University Press, Princeton, NJ, 422 pp.
- Boisduval JB (1832) Voyage de découvertes de l’Astrolabe exécuté par ordre du Roi, pendant les années 1826-1827-1828-1829, sous le commandement de M. J. Dumont d’Urville. Faune entomologique de l’Océan Pacifique, avec l’illustration des insectes nouveaux recueillis pendant le voyage. Lépidoptères in d’Urville, Volume 1. J. Tastu, Paris, 267 pp. <https://doi.org/10.5962/bhl.title.121440>
- Braby MF (2000) *Butterflies of Australia: Their Identification, Biology, and Distribution*. CSIRO Publishing, Collingwood, 976 pp.
- Braby MF, Eastwood R, Murray N (2012) The subspecies concept in butterflies: has its application in taxonomy and conservation biology outlived its usefulness? *Biological Journal of the Linnean Society* 106: 699–716. <https://doi.org/10.1111/j.1095-8312.2012.01909.x>

- Butler AG (1867) Description of new or little-known species of Asiatic Lepidoptera. The Annals and Magazine of Natural History 20: 399–404. <http://archive.org/stream/annalsmagazineof3201867lond#page/399/mode/1up>
- Butler AG (1871) A monograph of the Lepidoptera hitherto included in the genus *Elymnias*. Proceedings of the Zoological Society of London 1871: 518–525. <http://archive.org/stream/proceedingsofgen71zool#page/518/>
- Butler AG (1874) Descriptions of some new species and a new genus of diurnal Lepidoptera in the collection of Herbert Druce Esq. The Transactions of the Entomological Society of London 1874: 423–436. <https://doi.org/10.1111/j.1365-2311.1874.tb00172.x>
- Butler AG (1882) Descriptions of new species of Lepidoptera, chiefly from Duke of York Island and New Britain. The Annals and Magazine of Natural History 10: 36–43, 149–160, 226–238. <https://doi.org/10.1080/00222938209459684>
- Butler AG (1883) Descriptions of some new species of Lepidoptera, chiefly from the island of Nias. The Entomologist's Monthly Magazine 20: 53–37. <http://archive.org/stream/entomologistsmon1920188284oxfo#page/53/>
- Chen SW (1998) Biology of *Elymnias hypermnestra hainana*. Entomological Knowledge 35: 265–266.
- Chou I (2000) Monographia Rhopalocerorum Sinensium. Henan Scientific and Technological Publishing House, Henan, 408 pp.
- Corbet AS (1933) The forms of *Elymnias kunstleri* [sic] Honr. (Lep. Satyridae). Proceedings of the Royal Entomological Society of London Series B, Taxonomy 2: 130–133. <https://doi.org/10.1111/j.1365-3113.1993.tb00987.x>
- Corbet AS (1943) The forms of *Elymnias hypermnestra* (L.) (Lep. Rhop.) in the Malay peninsula. Proceedings of the Royal Entomological Society of London Series B, Taxonomy 12: 117–119. <https://doi.org/10.1111/j.1365-3113.1943.tb00755.x>
- Corbet AS, Pendlebury HM, Eliot JN, D'Abbrera B (1992) Butterflies of the Malay Peninsula. Malayan Nature Society, Kuala Lumpur, 595 pp.
- Cramer P (1779) Uitlandsche Kapellen 2: Papillons exotiques. Schoonhoven, Amsterdam, 152 pp. <https://doi.org/10.5962/bhl.title.65748>
- D'Abbrera B (1985) Butterflies of the Oriental Region Part II. Hill House Publishers, London, 295 pp.
- de Nicéville L (1890) On new and little-known butterflies from the Indian region, with descriptions of three new genera of Hesperidae The Journal of the Bombay Natural History Society 5: 199–225. <http://archive.org/stream/journalofbombayn05bomb#page/199/>
- de Nicéville L (1893) On new and little-known butterflies from the Indo-Malayan region. The Journal of the Bombay Natural History Society 7: 322–357. <http://archive.org/stream/journalofbombayn71892bomb#page/322/>
- de Nicéville L (1895) On new and little-known butterflies from the Indo-Malayan region. The Journal of the Bombay Natural History Society 10: 13–40, 169–194. <http://archive.org/stream/journalofbombayn1015189597bomb#page/13/>
- de Nicéville L (1898) On new and little-known butterflies from the Indo-Malayan, Austro-Malayan and Australian regions. The Journal of the Bombay Natural History Society 12: 131–161. <http://archive.org/stream/journalofbombayn121900bomb#page/131/>

- de Nicéville L (1900) On new and little-known butterflies, from Oriental region. The Journal of the Bombay Natural History Society 13: 157–176. <http://archive.org/stream/journalofbombayn13190001bomb#page/157/>
- de Nicéville L (1902) On new and little-known butterflies, mostly from the Oriental Region. I-II. The Journal of the Bombay Natural History Society 14: 450–457. <http://archive.org/stream/journalofbombayn14190203bomb#page/236/>
- de Nicéville L, Martin L (1895) A list of the butterflies of Sumatra with especial reference to the species occurring in the north-east of the island. Journal of the Asian Society of Bengal 64: 357–583. <http://www.biodiversitylibrary.org/item/121772#page/227/>
- Distant WL (1882a) Rhopalocera Malayana: a description of the butterflies of the Malay peninsula. West, Newman, & Co., London, 481 pp. <https://doi.org/10.5962/bhl.title.96948>
- Distant WL (1882b) Undescribed Rhopalocera from the Malay Peninsula The Annals and Magazine of Natural History 9: 396–397. <https://archive.org/details/biostor-93605>
- Distant WL (1883) Contributions to a Knowledge of Malayan Entomology Part II. The Annals and Magazine of Natural History 12: 351–353. <https://doi.org/10.1080/00222938309459641>
- Distant WL (1886) Contributions to a Knowledge of Malayan Entomology Part V. The Annals and Magazine of Natural History 17: 530–532. <https://doi.org/10.1080/00222938609460187>
- Doubleday E (1844) List of the specimens of lepidopterous insects in the collection of the British Museum, Vol. 1. Trustees of the British Museum, London, 150 pp. <https://doi.org/10.5962/bhl.title.58221>
- Drury D (1773) Illustrations of Natural History. Exotic Insects Vol. 2. Norman, 1–90, pl. 91–50 pp. <https://doi.org/10.5962/bhl.title.61910>
- Ek-Amnuay P (2012) Butterflies of Thailand: **ผีเสื้อในประเทศไทย**, 2nd Edition. Amarin Publishing, Bangkok, 943 pp.
- Ek-Amnuay P, Chiba H, Kimura Y, Inayoshi Y, Saito K, Seki Y, Uemura Y (2007) Corrigenda to butterflies of Thailand (Ek-Amnuay, 2006), 213: 2–20.
- Felder C, Felder R (1860) Lepidopterologische Fragmente. Wiener Entomologische Monatschrift 4: 97–112, pl. 111–112; 225–251, pl. 113–114. <http://archive.org/stream/wienerentomologi04wien#page/97/>
- Felder C, Felder R (1863) Lepidoptera nova a Dr. Carolo Semper in Insulis Philippinis collecta diagnosis. Wiener Entomologische Monatschrift 7: 105–127. <http://archive.org/stream/wienerentomologi07wien#page/105/>
- Felder C, Felder R (1867) Reise der österreichischen Fregatte Novara um die Erde in den Jahren 1857, 1858, 1859 unter den Behilfen des Commodore B. von Wüllerstorff-Urbair. Zoologischer Theil 2: 379–536. <http://archive.org/stream/umdieerdeindenja04akad#page/1/>
- Feltwell J (1993) The Encyclopedia of Butterflies. Macmillan General References, 288 pp.
- Fruhstorfer H (1894a) Neue Java-Rhopaloceren. Entomologische Nachrichten 20: 19–24. <http://archive.org/stream/entomologischeda2021189495berl#page/n32/>
- Fruhstorfer H (1894b) Neue Java-Rhopaloceren. Entomologische Nachrichten 20: 43–44. <http://archive.org/stream/entomologischeda2021189495berl#page/n56/>
- Fruhstorfer H (1894c) Neue und wenig bekannte Java-Rhopaloceren. Berliner entomologische Zeitschrift 39: 241–247. <https://doi.org/10.1002/mmnd.18940390207>

- Fruhstorfer H (1895a) Neue Rhopaloceren aus dem Malayischen Archipel III & IV. Entomologische Nachrichten 21: 168–171. <http://archive.org/stream/entomologischeda2021189495berl#page/168/>
- Fruhstorfer H (1895b) Neue und wenig bekannte Java-Rhopaloceren Stettin Entomologische Zeitung 55: 116–125. <http://archive.org/stream/entomologischesze551894ento#page/116/>
- Fruhstorfer H (1896a) Lepidopteren aus Lombok und Bali. V. Societas Entomologica 11: 147–148. <http://archive.org/stream/societasentomolo11rh#page/147/>
- Fruhstorfer H (1896b) Neue Lepidopteren aus Lombok. I–IV. Societas Entomologica 11: 107–108, 115–116, 123–124, 172. <http://archive.org/stream/societasentomolo11rh#page/107/>
- Fruhstorfer H (1896c) Zwei neue Rhopaloceren von der Insel Saleyer. Societas entomologica 11: 25. <http://archive.org/stream/societasentomolo11rh#page/25/>
- Fruhstorfer H (1898a) Neue asiatische Lepidopteren. Entomologische Zeitschrift 12: 99–100.
- Fruhstorfer H (1898b) Neue Lepidopteren aus Asien. Berliner Entomologische Zeitschrift 43: 175–199. <http://archive.org/stream/berlinerentomolo4318berl#page/175/mode/1up>
- Fruhstorfer H (1898c) Neue Rhopaloceren aus dem Indo-Malayischen Archipel. Berliner Entomologische Zeitschrift 42: 311–343. <https://doi.org/10.1002/mmnd.18970420309>
- Fruhstorfer H (1899) Neue asiatische Lepidopteren. Berliner entomologische Zeitschrift 44: 49–64. <https://doi.org/10.1002/mmnd.18990440110>
- Fruhstorfer H (1900) Neue *Elymnias* aus dem australischen Gebiet. Entomologische Zeitung 60: 339–342. <http://archive.org/stream/entomologischesze601899ento#page/339/>
- Fruhstorfer H (1902a) *Elymnias undularis meridionalis* n. subsp. Societas Entomologica 16: 169–170. <http://archive.org/stream/societasentomolo1518190004inte#page/n376/>
- Fruhstorfer H (1902b) Neue ostasiatische [sic] Rhopaloceren. Societas Entomologica 17: 81–82. <http://archive.org/stream/societasentomolo1518190004inte#page/n484/>
- Fruhstorfer H (1902c) Neue und seltene Lepidopteren aus Annam und Tonkin und dem malayischen Archipel. Deutsche Entomologische Zeitschrift Iris 14: 265–276. <http://archive.org/stream/deutscheentomolo141901gese#page/265/>
- Fruhstorfer H (1904a) Beitrag zur Kenntnis der Rhopaloceren-Fauna der Insel Engano. Berliner Entomologische Zeitschrift 49: 170–206. <http://archive.org/stream/berlinerentomolo491904berl#page/170/>
- Fruhstorfer H (1904b) Neue *Elymnias* aus Celebes und dessen Satellit-Inseln. Societas Entomologica 19: 60–61. <http://archive.org/stream/societasentomolo1921190407inte#page/n69/>
- Fruhstorfer H (1904c) Neue *Elymnias* aus Celebes und dessen Satellit-Inseln. Societas Entomologica 19: 53–54. <http://archive.org/stream/societasentomolo1921190407inte#page/n62/>
- Fruhstorfer H (1904d) Neue *Elymnias* aus dem Papua-Gebiet. Deutsche Entomologica Zeitschrift Iris 16: 321–323. <http://archive.org/stream/deutscheentomolo161903ento#page/321/>
- Fruhstorfer H (1907) Monographie der Elymniinae. Deutsche Entomologische Zeitschrift Iris 20: 157–252 + pl V–VIII [https://archive.org/details/cbarchive\\_123069\\_monographiederelymniinae1902](https://archive.org/details/cbarchive_123069_monographiederelymniinae1902)
- Fruhstorfer H (1911) Familie: Satyridae. In: Seitz A (Ed) Die Gross-Schmetterlinge der Erde. Verlag des Seitzschen Werkes, Stuttgart, 285–401.
- Gaede M (1931) Familia Satyridae. Lepidopterorum Catalogus 43, 46, 48: 1–759.

- Gardiner AJ (2010) Additional butterfly records for Zambia and changes in the taxonomic status of a few species. *Metamorphosis* 21: 142–155. [http://www.metamorphosis.org.za/articlesPDF/39/Metamorphosis%20Vol%2021\(4\)\\_141-208%20Dec%202010.pdf](http://www.metamorphosis.org.za/articlesPDF/39/Metamorphosis%20Vol%2021(4)_141-208%20Dec%202010.pdf)
- Godart M (1819) *Histoire Naturelle Entomologie, ou Histoire Naturelle des Crustacés, des Arachnides et des Insectes Vol. 1*. Agasse, Paris, 326 pp. <https://doi.org/10.5962/bhl.title.82248>
- Grose-Smith H (1889) Descriptions of ten more new species of butterflies captured by Mr. John Whitehead at Kina Balu Mountain, North Borneo. *The Annals and Magazine of Natural History* 3: 312–319. <https://doi.org/10.1080/00222938909460340>
- Grose-Smith H (1892) Descriptions of three new species of butterflies captured by Mr. D. Cator in British north Borneo, in the collection of Mr. Grose Smith. *The Annals and Magazine of Natural History* 10: 426–428. <https://doi.org/10.1080/00222939208677445>
- Grose-Smith H (1894a) An account of a collection of diurnal Lepidoptera from New Guinea (Parts I-III) - made by Mr. W. Doherty at Humboldt Bay, Dutch New Guinea, and in neighbouring islands, in the Museum of the honourable Walter Rothschild at Tring, with descriptions of new species. *Novitates Zoologicae* 1: 331–365. <http://www.biodiversitylibrary.org/item/24179>
- Grose-Smith H (1894b) Descriptions of nine new species of butterflies, from the Sattelberg, near Finsch Hafen, German New Guinea, in the collections of the Honourable Walter Rothschild and H. Grose Smith, captured by Captains Cayley Webster and Cotton. *Novitates Zoologicae* 1: 585–590. <http://archive.org/stream/novitateszoologi01lond#page/585/>
- Grose-Smith H (1897) Descriptions of new species of butterflies from the Pacific Islands. *The Annals and Magazine of Natural History* 19: 172–180. <https://doi.org/10.1080/00222939708680527>
- Gupta I (2007) Insecta: Lepidoptera: Nymphalidae, Lycaenidae, and Saturniidae. In: Director Z (Ed) *Fauna of Mizoram*. Zoological Survey of India, Kolkata, <http://faunaofindia.nic.in/PDFVolumes/sfs/056/index.pdf>
- Hall R (2001) Cenozoic reconstructions of SE Asian and the SW Pacific: changing patterns of land and sea. In: Metcalfe I, Smith JMB, Morwood M, Davidson I (Eds) *Faunal and Floral Migrations and Evolution in SE Asia-Australasia*. Swets and Zeitlinger Publishers, Lisse, 35–56. [http://searg.rhul.ac.uk/pubs/hall\\_2001\\_SE%20Asia-W%20Pacific%20land%20and%20sea\\_WIC.pdf](http://searg.rhul.ac.uk/pubs/hall_2001_SE%20Asia-W%20Pacific%20land%20and%20sea_WIC.pdf)
- Hall R, Smyth HR (2008) Cenozoic arc processes in Indonesia: Identification of the key influences on the stratigraphic record in active volcanic arcs. In: Draut AE, Clift PD, Scholl DW (Eds) *Formation and Applications of the Sedimentary Record in Arc Collision Zones: The Geological Society of America Special Paper 436*. Geological Society of America, 27–54. [http://searg.rhul.ac.uk/pubs/hall\\_smyth\\_2008%20Indonesia%20arc%20processes.pdf](http://searg.rhul.ac.uk/pubs/hall_smyth_2008%20Indonesia%20arc%20processes.pdf)
- Hanafusa H (2001) A new subspecies of *Elymnias panthera* (Fabricius, 1787) from Redang Island, Malaysia (Lepidoptera : Satyridae). *Futao* 37: 14
- Hemming F (1943) Notes on the generic nomenclature of the Lepidoptera Rhopalocera II. *Proceedings of the Royal Entomological Society of London Series B, Taxonomy* 12: 23–30. <https://doi.org/10.1111/j.1365-3113.1943.tb00739.x>

- Hemming F (1967) The generic names of the butterflies and their type-species (Lepidoptera: Rhopalocera). Bulletin of the British Museum Natural History Entomology Supplement 9: 1–509. <http://www.biodiversitylibrary.org/page/40874308>
- Hewitson WC (1858) Descriptions of some butterflies from the collection of Mr. Wallace. Proceedings of the Zoological Society of London 26: 464–465. <https://doi.org/10.1111/j.1469-7998.1858.tb06403.x>
- Hewitson WC (1861) Descriptions of some butterflies from the collection of Mr. Wallace. Proceedings of the General Meetings for Scientific Business of the Zoological Society of London 1861: 50–53. <http://archive.org/stream/proceedingsofgen61zool#page/50/>
- Hewitson WC (1867) Illustrations of new species of exotic butterflies : selected chiefly from the collections of W. Wilson Saunders and William C. Hewitson, Volume 4. John van Voorst, London, pp. <https://doi.org/10.5962/bhl.title.12625>
- Hewitson WC (1874) A list of butterflies, with descriptions of new species, from the Andaman Islands The Annals and Magazine of Natural History 14: 356–358. <https://doi.org/10.1080/00222937408680983>
- Hickerson MJ, Meyer CP, Moritz C (2006) DNA barcoding will often fail to discover new animal species over broad parameter space. Systematic Biology 55: 729–739. <https://doi.org/10.1080/10635150600969898>
- ICZN (1999) International Code of Zoological Nomenclature. The International Trust for Zoological Nomenclature, pp.
- Inayoshi Y (2017) A Check List of Butterflies in Indo-China: Chiefly from Thailand, Laos & Vietnam. <http://yutaka.it-n.jp> [accessed 3 February.2017]
- Jumalon JN (1975) New Philippine butterflies. Tyô to Ga 26: 45–66. <http://ci.nii.ac.jp/naid/110007707178/>
- Knowles LL, Carstens BC (2007) Delimiting species without monophyletic gene trees. Systematic Biology 56: 887–895. <https://doi.org/10.1080/10635150701701091>
- Koh LP, Gan LT (2007) A study on the biodiversity of oil palm agriculture in KLK Estates in Sabah, Malaysia: a preliminary report. Planter 83: 81–92
- Kunte K, Zhang W, Tenger-Trolander A, Palmer DH, Martin A, Reed RD, Mullen SP, Kronforst MR (2014) *doublesex* is a mimicry supergene. Nature 507: 229–232. <https://doi.org/10.1038/nature13112>
- Lamas G (2010) Nomenclatural notes on Satyrinae (Lepidoptera: Nymphalidae). SHILAP Revista Lepidoptera 38: 197–204. <http://museohn.unmsm.edu.pe/body/content/departamentos/entomologia/entomologia/Satyrinae-2010.pdf>
- Larsen TB (2005) Butterflies of West Africa. Apollo Books, Stenstrup, Denmark, 865 pp.
- Linnaeus C (1763) Amonitates academicae, Vol. 6. 486 pp. <https://doi.org/10.5962/bhl.title.910>
- Lohman DJ, de Bruyn M, Page T, von Rintelen K, Hall R, Ng PKL, Shih H-T, Carvalho GC, von Rintelen T (2011) Biogeography of the Indo-Australian Archipelago. Annual Review of Ecology, Evolution, and Systematics 42: 205–226. <https://doi.org/10.1146/annurev-eolsys-102710-145001>
- Lohman DJ, Wei C-H, Scott DW, Yang E, Tsang S, Pradhan A, Peggie D, Kunte K, Müller C, Silverman B, Buenavente PC, Yen S-H (in prep.) Adaptive radiation of Batesian mimics across the Indo-Australian Archipelago.

- Marshall GFL, de Nicéville L (1882) *The Butterflies of India, Burmah and Ceylon*, Vol. 1. Calcutta Central Press, Calcutta, 398 pp.
- Martin L (1929) Die Tagfalter der Insel Celebes. Mitteilungen der Münchner Entomologischen Gesellschaft 19: 117–164. [http://www.zobodat.at/pdf/MittMuenchEntGes\\_019\\_0117-0164.pdf](http://www.zobodat.at/pdf/MittMuenchEntGes_019_0117-0164.pdf)
- Mayr E (1940) Speciation phenomena in birds. *American Naturalist* 74: 249–278. <https://doi.org/10.1086/280892>
- Merrett PJ (1993) Life history of *Elymnias agondas glaucopsis* (Nymphalidae: Satyrinae), a pest of oil palm in Papua New Guinea. *Journal of the Lepidopterists' Society* 47: 229–235. <http://www.biodiversitylibrary.org/page/41139459#page/247/>
- Merrill RM, Dasmahapatra KK, Davey JW, Dell'Aglio DD, Hanly JJ, Huber B, Jiggins CD, Joron M, Kozak KM, Llaurens V, Martin SH, Montgomery SH, Morris J, Nadeau NJ, Pinharanda AL, Rosser N, Thompson MJ, Vanjari S, Wallbank RWR, Yu Q (2015) The diversification of *Heliconius* butterflies: What have we learned in 150 years? *Journal of Evolutionary Biology* 28: 1417–1438. <https://doi.org/10.1111/jeb.12672>
- Monastyrskii AL (2004) Two new species of Nymphalidae (Satyrinae) from Vietnam (Lepidoptera, Rhopalocera). *Atalanta* 35: 45–49
- Monastyrskii AL (2005) *Butterflies of Vietnam, Volume 1, Nymphalidae: Satyrinae*. Thien Ngan Galaxy Co., Hanoi, 198 pp.
- Moore F (1857) *A catalogue of the lepidopterous insects in the museum of the Hon. East-India Company in Horsfield & Moore*. W.H. Allen and Co., London, 278 pp. <https://doi.org/10.5962/bhl.title.10966>
- Moore F (1875) Descriptions of new Asiatic Lepidoptera. *Proceedings of the Scientific Meetings Zoological Society of London* 1874: 565–579. <https://doi.org/10.1111/j.1096-3642.1874.tb02511.x>
- Moore F (1878a) List of lepidopterous insects collected by the late R. Swinhoe in the island of Hainan. *Proceedings of the Zoological Society of London* 1878: 695–708. <https://doi.org/10.1111/j.1469-7998.1878.tb08007.x>
- Moore F (1878b) A list of the lepidopterous insects collected by Mr. Ossian Limborg in upper Tenasserim, with descriptions of new species. *Proceedings of the Scientific Meetings Zoological Society of London* 1878: 821–859. <https://doi.org/10.1111/j.1469-7998.1878.tb08027.x>
- Moore F (1880) *The Lepidoptera of Ceylon*. 190 pp. <https://doi.org/10.5962/bhl.title.8801>
- Moore F (1886) List of the Lepidoptera of Mergui and its archipelago collected for the trustees of the Indian Museum, Calcutta, by Dr John Anderson F.R.S., superintendent of the museum. *The Journal of The Linnean Society, Zoology* 21: 29–60. <https://doi.org/10.1111/j.1096-3642.1886.tb00969.x>
- Moore F (1894) *Lepidoptera Indica*. Rhopalocera. Family Nymphalidae. Sub-families Satyrinae (continued), Elymniinae, Amathusiinae, Nymphalinae (Group Charaxina) 274 pp. <https://archive.org/details/lepidopteraindic02moor>
- Okubo K (2010) A new species of *Elymnias* Hübner, 1818 (Lepidoptera [sic], Nymphalidae, Satyrinae) from Sumbawa Island, the Lesser Sunda Islands, Indonesia and a record of *E.*

- vitellia viminalis* Wallace, 1869. Transactions of the Lepidopterological Society of Japan 60: 255–258. <http://ci.nii.ac.jp/naid/110007574604/>
- Osada S, Uemura Y, Uehara J (1999) An Illustrated Checklist of the Butterflies of Laos P.D.R. Mokuyōsha, Tokyo, 240 pp.
- Parsons M (2000) The Butterflies of Papua New Guinea. Academic Press, San Diego, pp.
- Peña C, Wahlberg N, Weingartner E, Kodandaramaiah U, Nylin S, Freitas AVL, Brower AVZ (2006) Higher level phylogeny of Satyrinae butterflies (Lepidoptera: Nymphalidae) based on DNA sequence data. Molecular Phylogenetics and Evolution 40: 29–49. <https://doi.org/10.1016/j.ympev.2006.02.007>
- Pinratana A (1988) Butterflies of Thailand, Volume 6: Satyridae, Libytheidae and Riodinidae. St. Gabriel's College, Bangkok, 60 pp.
- Punnett RC (1915) Mimicry in Butterflies. Cambridge University Press, Cambridge, 188 pp. <https://doi.org/10.5962/bhl.title.8125>
- Robinson GS, Ackery PR, Kitching IJ, Beccaloni GW, Hernández LM (2017) HOSTS - a Database of the World's Lepidopteran Hostplants. <http://www.nhm.ac.uk/our-science/data/hostplants/> [accessed 3 March 2017]
- Rothschild LW (1915a) On the Lepidoptera from the islands of Ceram (Seran), Buru, Bali, and Misol. Novitates Zoologicae 22: 209–227. <https://doi.org/10.5962/bhl.part.1914>
- Rothschild LW (1915b) On the Lepidoptera from the islands of Ceram (Seran), Buru, Bali, and Misol. Novitates Zoologicae 22: 105–144. <https://doi.org/10.5962/bhl.part.1914>
- Rothschild LW (1915c) On the Lepidoptera in the Tring Museum sent by Mr. AS Meek from the Admiralty Islands, Dampier and Vulcan Islands. Novitates Zoologicae 22: 387–402. <https://doi.org/10.5962/bhl.part.1918>
- Rothschild LW (1915d) On the Lepidoptera in the Tring Museum sent by Mr. AS Meek from the Admiralty Islands, Dampier and Vulcan Islands. Novitates Zoologicae 22: 192–208. <https://doi.org/10.5962/bhl.part.1918>
- Saito K, Koshi K (2012) Description of a new species of *Elymnias* (Lepidoptera: Nymphalidae, Satyrinae) from Central Vietnam. Butterflies (Teinopalpus) 62: 4–6
- Sathiamurthy E, Voris HK (2006) Maps of Holocene sea level transgressions and submerged lakes on the Sunda shelf. Natural History Journal of Chulalongkorn University S2: 1–43. <http://www.biology.sc.chula.ac.th/TNH/archives/VorisSupplement.pdf>
- Scudder SH (1875) Historical sketch of the generic names proposed for butterflies. Proceedings of the American Academy of Arts and Sciences 10: 91–293. <https://doi.org/10.2307/20021416>
- Semper G (1887) Die Schmetterlinge der Philippinischen Inseln. Beitrag zur Indo-Malayischen Lepidopteren-Fauna. C.W. Kreidel's Verlag, Wiesbaden, pp. <https://doi.org/10.5962/bhl.title.8793>
- Semper G (1892) Die schmetterlinge der Philippinischen inseln. Beitrag zur indo-malayischen lepidopteren-fauna 7: 271–380
- Staudinger O (1889) Lepidoptera der Insel Palawan. Deutsche Entomologica Zeitschrift Iris 2: 3–180. <http://www.biodiversitylibrary.org/item/47177>
- Staudinger O (1894a) Bemerkungen über einige Neu-Guinea-Tagschmetterlinge und Beschreibungen einiger neuer Arten. Deutsche Entomologica Zeitschrift Iris 7: 101–120. <http://archive.org/stream/deutscheentomolo71894gese#page/101/>



- Staudinger O (1894b) Ueber neu entdeckte Lepidopteren aus Deutsch Neu-Guinea. Deutsche Entomologica Zeitschrift Iris 6: 350–368. <http://archive.org/stream/deutscheentomolo61893gese#page/350/>
- Stelbrink B, Albrecht C, Hall R, von Rintelen T (2012) The biogeography of Sulawesi revisited: is there evidence for a vicariant origin of taxa on Wallace’s “anomalous island”? Evolution 66: 2252–2271. <https://doi.org/10.1111/j.1558-5646.2012.01588.x>
- Sukumaran J, Knowles LL (2017) Multispecies coalescent delimits structure, not species. Proceedings of the National Academy of Sciences 114: 1607–1612. <https://doi.org/10.1073/pnas.1607921114>
- Suzuki KM (2006) A new subspecies of *Elymnias cottonis* Hewitson from Little Andaman Is., India (Lepidoptera: Nymphalidae, Satyrinae). Futao 42: 13.
- Talbot G (1929) New forms of Malayan butterflies. Bulletin of the Hill Museum 3: 78–80.
- Talbot G (1932) New forms of Lepidoptera from the Oriental Region. Bulletin of the Hill Museum 4: 155–169.
- Tateishi U (2001) A review of *Elymnias esaca* Westwood with descriptions of four new subspecies from South East Asia (Lepidoptera: Satyridae). Futao 39: 13–19.
- Tennent MB (2002) Butterflies of the Solomon Islands: Systematics and Biogeography. Storm Entomological Publishing, London, 413 pp.
- Thompson MJ, Timmermans MJTN (2014) Characterising the phenotypic diversity of *Papilio dardanus* wing patterns using an extensive museum collection. PLoS ONE 9: e96815. <https://doi.org/10.1371/journal.pone.0096815>
- Treadaway CG, Schroeder HG (2012) Revised checklist of the butterflies of the Philippine Islands (Lepidoptera: Rhopalocera). Nachrichten des entomologischen Vereins Apollo Supplement 20: 1–64.
- Tsukada E, Nishiyama Y (1979) On some species of butterflies from Indonesia and Philippines with the description of new genus, new species and new subspecies. Memoirs of the Tsukada Collection 1: 1–28.
- Tsukada E, Nishiyama Y (1982) Butterflies of the South East Asian Islands, Vol. I. Papilionidae. Plapac Co., Tokyo, 459 pp.
- Uémura Y, Kitamura M (2001) On a new species of the genus *Elymnias* Hübner, 1818 (Lepidoptera: Satyridae) from Panay, the Philippines. Butterflies (Teinopalpus) 29: 4–9.
- Vallejo B (2014) Biogeography of Luzon Island, Philippines. In: Telnov D (Ed) Biodiversity, Biogeography and Nature Conservation in Wallacea and New Guinea, Volume 2. The Entomological Society of Latvia, 47–58.
- Vane-Wright RI (1976) A unified classification of mimetic resemblances. Biological Journal of the Linnean Society 8: 25–56. <https://doi.org/10.1111/j.1095-8312.1976.tb00240.x>
- Vane-Wright RI, de Jong R (2003) The butterflies of Sulawesi: annotated checklist for a critical island fauna. Zoologische Verhandlungen (Leiden) 343: 3–267. <http://repository.naturalis.nl/document/46743>
- Wallace AR (1869) XXI. Notes on eastern butterflies; (continued). Transactions of the Royal Entomological Society of London 17: 321–349. <https://doi.org/10.1111/j.1365-2311.1869.tb01109.x>

- Wei C-H, Lohman DJ, Yen S-H (in prep.) A novel method for coding lepidopteran wing characters informed by developmental biology fail provide phylogenetic support for relationships in a radiation of Batesian mimetic butterflies: *Elymnias* Hübner, 1818 (Lepidoptera, Nymphalidae, Satyrinae).
- Westwood JO (1851) The Genera of Diurnal Lepidoptera. Vol. II. Longman, Brown, Green, and Longmans, London, 534 pp. <https://doi.org/10.5962/bhl.title.14057>
- Wynter-Blyth MA (1957) Butterflies of the Indian Region. Bombay Natural History Society, Bombay, 523 pp.
- Yang Z, Rannala B (2010) Bayesian species delimitation using multilocus sequence data. Proceedings of the National Academy of Sciences 107: 9264–9269. <https://doi.org/10.1073/pnas.0913022107>
- Yata O, Morishita K (1985) Butterflies of the South East Asian Islands, Vol. II. Pieridae and Danaidae. Plapac Co., Tokyo, 623 pp.
- Yong DL, Gan CW, Lohman DJ, Qie L, Lim SLH (2012) Tropical butterfly communities on land-bridge islands in peninsular Malaysia. Raffles Bulletin of Zoology S25: 161–172. <http://lknhm.nus.edu.sg/nus/pdf/PUBLICATION/Raffles%20Bulletin%20of%20Zoology/Supplements/Supplement%2025/s25rbz161-172.pdf>