

Cite this: *RSC Adv.*, 2019, 9, 30570Received 7th August 2019
Accepted 21st September 2019

DOI: 10.1039/c9ra06144d

rsc.li/rsc-advances

Concise synthesis of *N*-thiomethyl benzoimidazoles through base-promoted sequential multicomponent assembly†

Jingxin Tian,[‡] Shanshan Yuan,[‡] Fuhong Xiao,^{ID}* Huawen Huang^{ID} and Guo-Jun Deng^{ID}*

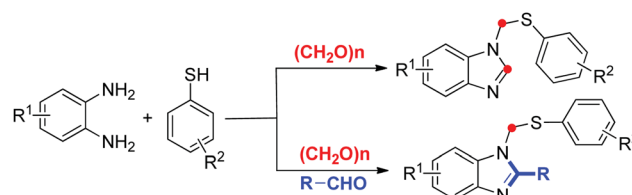
An efficient method for the synthesis of *N*-thiomethyl benzimidazoles from *o*-phenylenediamines, thiophenols, and aldehydes via C–N/C–S bond formation under metal-free conditions is described. A broad range of functional groups attached to the substrates were well tolerated in this reaction system. Stable and low-toxicity paraformaldehyde was used as the carbon source.

Benzimidazole and its derivatives are extremely important in pharmaceuticals and bioactive natural products because they have found applications in diverse therapeutic areas, such as anticancer agents, antimicrobials, antivirals, antifungals and so on.¹ Furthermore, benzimidazoles are very important intermediates in organic synthesis and widely used as organocatalysts, ionic liquids and *N*-heterocyclic carbenes.² In particular, the broad spectrum of biological activities of compounds with the 1,2-disubstituted benzimidazole moiety make them highly sought as synthetic targets.³ Therefore, several efficient protocols have been developed to synthesize substituted benzimidazoles over the past several decades.⁴ Three general methods for the construction of 1,2-disubstituted benzimidazole are as follows: (1) oxidative cyclocondensation,⁵ (2) C-1 or *N*-2 alkylation/arylation,⁶ and (3) inter/intramolecular *N*-arylation.⁷ To date, most of these methods are reported for 1-phenyl-2-benzyl benzimidazoles synthesis. However, few examples of multicomponent reactions led to the development of *N*-thiomethyl benzimidazoles from simple starting materials under mild conditions.⁸

Paraformaldehyde has been receiving more and more attention among molecule synthesis because of the advantages of low-cost, stability and low toxicity.⁹ It has been used as one-carbon homologation reagents for the synthesis of an incredible variety of complicated skeletons.¹⁰ In recent years, various methods have been developed to use paraformaldehyde to install a methylene,¹¹ carbonyl¹² and hydroxymethyl group¹³ into desired products. With respect to our recent studies on

paraformaldehyde insertion to construct heterocycles, we reported synthetic methods for phthalazinones, 2-aryloxybenzofurans and quinazolines formation.¹⁴ Very recently, we reported on an ethylenediamine-promoted three-component synthesis of 3-(thiomethyl)indoles from indoles, thiophenols, and paraformaldehyde.¹⁵ As part of our continuing efforts on using paraformaldehyde as the carbon source, herein, we describe a new and efficient multicomponent reaction for *N*-thiomethyl benzimidazoles formation from readily available starting materials. The reaction is successfully achieved in one-pot fashion under simple and facile reaction conditions (Scheme 1).

For the optimization of reaction conditions, *o*-phenylenediamine (**1a**), *p*-toluenethiol (**2a**) and paraformaldehyde were chosen as model substrates (Table 1). To our delight, the desired product **3aa** was obtained in 38% yield when the reaction was performed with K₂CO₃ in TCE/H₂O (v/v = 7 : 2) at 130 °C for 3 h (entry 1). Afterwards, a variety of bases were investigated (Table 1, entries 2–8), and among them 4-ADPA (4-aminodiphenylamine) showed the best efficiency to give the corresponding product **3aa** in 75% yield (Table 1, entry 8). As a control experiment, the desired product **3aa** was obtained in 30% yield when the reaction was carried out in absence of 4-aminodiphenylamine (entry 9). The ratio of TCE/H₂O slightly affected the reaction yield (entries 10–11). Other mixture solvents such as DMSO/H₂O, anisole/H₂O and PhCl/H₂O were less effective for this kind of reaction (entries 12–14). Decreasing the



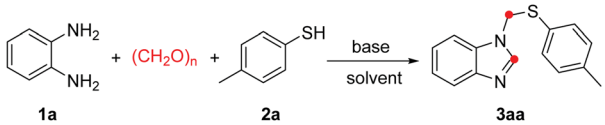
Scheme 1 New strategy for the synthesis of *N*-thiomethyl benzimidazoles.

Key Laboratory of Environmentally Friendly Chemistry and Application of Ministry of Education, Key Laboratory for Green Organic Synthesis and Application of Hunan Province, College of Chemistry, Xiangtan University, Xiangtan 411105, China. E-mail: fhxiao@xtu.edu.cn; gjdeng@xtu.edu.cn

† Electronic supplementary information (ESI) available. See DOI: 10.1039/c9ra06144d

‡ J. Tian and S. Yuan contributed equally to this work.



Table 1 Optimization of the reaction conditions^a


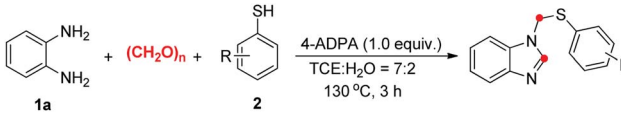
Entry	Base	Solvent (v/v)	Yield ^b (%)
1	K ₂ CO ₃	TCE : H ₂ O = 7 : 2	38
2	NaOH	TCE : H ₂ O = 7 : 2	37
3	KO ^t Bu	TCE : H ₂ O = 7 : 2	31
4	Piperidine	TCE : H ₂ O = 7 : 2	57
5	DMAP	TCE : H ₂ O = 7 : 2	40
6	Morpholine	TCE : H ₂ O = 7 : 2	35
7	PDA	TCE : H ₂ O = 7 : 2	58
8	4-ADPA	TCE : H ₂ O = 7 : 2	75
9		TCE : H ₂ O = 7 : 2	30
10	4-ADPA	TCE : H ₂ O = 5 : 4	48
11	4-ADPA	TCE : H ₂ O = 2 : 7	35
12	4-ADPA	DMSO : H ₂ O = 7 : 2	22
13	4-ADPA	Anisole : H ₂ O = 7 : 2	43
14	4-ADPA	PhCl : H ₂ O = 7 : 2	29
15 ^c	4-ADPA	TCE : H ₂ O = 7 : 2	61
16 ^d	4-ADPA	TCE : H ₂ O = 7 : 2	52

^a Conditions: **1a** (0.2 mmol), **2a** (0.5 mmol), base (0.2 mmol), paraformaldehyde (0.8 mmol), solvent (0.9 mL), 130 °C, 3 h, air. PDA = 1,4-benzenediamine, 4-ADPA = 4-aminodiphenylamine, TCE = 1,1,1,2-tetrachloroethane. ^b GC yields. ^c 110 °C. ^d 4-ADPA (0.1 mmol).

reaction temperature or the amounts of 4-aminodiphenylamine all reduced the reaction yields (entries 15–16).

With the optimized reaction conditions established, the scope of thiophenols was probed for the three-component reaction (Table 2). The model reaction of *o*-phenylenediamine (**1a**) with *p*-toluenethiol (**2a**) gave the desired product **3aa** in 71% isolated yield. Other *para*-substituted thiophenols reacted with **1a** to give *N*-thiomethyl benzimidazoles (**3ab–3af**) in moderate to good yields. The position of the substituents on the benzene ring (*ortho* or *meta*) did not significantly affect the reaction yields (**3ag–3an**). A large range of functional groups attached to the benzene ring such as *t*-Bu (**2b**), methoxyl (**2c**) and halo (F, Cl, Br, **2d–2f**) were well tolerated under the optimized reaction conditions. Notably, the C-halo bond cleavage of the substrates was not observed in the present base system. The reaction yields decreased dramatically when 2,6-dimethylbenzenethiol (**2o**) and 2,4-difluorobenzenethiol (**2r**) were used as the substrate. Modest yields were obtained when 3,5-dimethylbenzenethiol (**2p**) and 2,3-dichlorobenzenethiol (**2q**) were used as the substrates. To our delight, heteroaromatic thiols such as pyridine-2-thiol (**2s**) also participated in the reaction, albeit in low yield. Unfortunately, aliphatic thiols were much less effective coupling partners under the current reaction conditions.

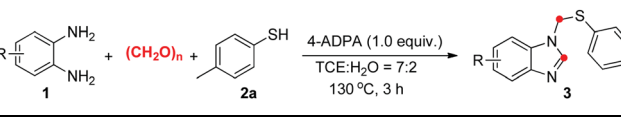
To further evaluate the scope and limitations of the reaction, various *o*-phenylenediamines were treated with *p*-toluenethiol (**2a**) and the results are presented in Table 3. When 3-methylbenzene-1,2-diamine (**1b**) was used as the substrate, the

Table 2 Reaction of *o*-phenylenediamine with thiophenols^a


Product	Yield (%)
3aa (R=CH ₃)	71%
3ab (R= <i>t</i> -Bu)	69%
3ac (R=OCH ₃)	54%
3ad (R=F)	63%
3ae (R=Cl)	58%
3af (R=Br)	64%
3ag (R=CH ₃)	56%
3ah (R=C ₂ H ₅)	56%
3ai (R=OCH ₃)	47%
3aj (R=F)	65%
3ak (R=Cl)	57%
3al (R=Br)	64%
3am (R=CH ₃)	61%
3an (R=OCH ₃)	62%
3ao	39%
3ap	66%
3aq	61%
3ar	17%
3as	39%

^a Reaction conditions: **1a** (0.2 mmol), **2** (0.5 mmol), 4-ADPA (0.2 mmol), paraformaldehyde (0.8 mmol), TCE (0.7 mL), H₂O (0.2 mL), 130 °C, 3 h, air. Isolated yield based on **1a**.

product **3ba** was formed in 63% isolated yield with high levels of regioselectivity. Lower yield was obtained when 4,5-dimethylbenzene-1,2-diamine (**1c**) was used. Halogen substituents on the benzene ring, including F, Cl and Br, were compatible for this type of cyclocondensation (**3da–3fa**). As for non-symmetrical *o*-phenylenediamines (**1g–1j**), a mixture of two isomers (near 1 : 1 ratio) were obtained and difficult to be

Table 3 Substrate scope with respect to the *o*-phenylenediamine^a


Product	Yield (%)
3ba (R=CH ₃)	63%
3ca (R=CH ₃)	31%
3da (R=F)	75%
3ea (R=Cl)	65%
3fa (R=Br)	58%
3ga+3ga' (R=CH ₃)	59% (1:1)
3ha+3ha' (R=Cl)	71% (1:1)
3ia+3ia' (R=Br)	62% (1:1)
3ja+3ja' (R=F)	65% (1:1)
3ka	28%

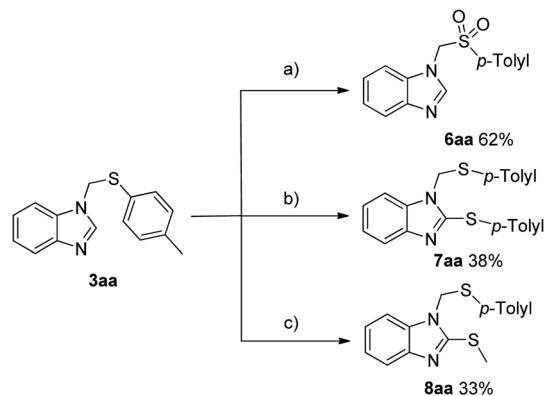
^a Reaction conditions: **1** (0.2 mmol), **2a** (0.5 mmol), 4-ADPA (0.2 mmol), paraformaldehyde (0.8 mmol), TCE (0.7 mL), H₂O (0.2 mL), 130 °C, 3 h, air. Isolated yield.

separated. In addition, the reaction of **2a** with naphthalene-2,3-diamine **1k** afforded the desired product **3ka** in 28% yield.

The reaction of *o*-phenylenediamine (**1a**), *p*-toluenethiol (**2a**) and paraformaldehyde with other different aldehydes was investigated (Table 4). We slightly modified the reaction conditions to find that the reactions could be smoothly performed at 100 °C. When benzaldehyde (**4a**) was used as the fourth component, the corresponding product **5aa** was obtained in 65% yield. In general, other aromatic aldehyde derivatives bearing electron-donating groups such as CH₃ or OCH₃, or halogens such as Cl or Br on the aromatic ring all gave the desired products. The position of the substituent on the benzene ring (*ortho* or *meta*) affected slightly the reaction yields (**5ag–5aj**). In addition, aliphatic aldehydes such as cyclopropanecarbaldehyde (**4k**), cyclohexanecarbaldehyde (**4l**) and octanal (**4m**) were also suitable substrates for this kind of reaction, giving the corresponding products in moderate yields.

We evaluated the late-stage transformation of **3aa** (Scheme 2). When **3aa** was treated with *m*-chloroperoxybenzoic acid (*m*-CPBA) in CH₂Cl₂ at 50 °C, the oxidized sulfone product **6aa** was obtained in 62% yield. The disulfonyl product **7aa** and **8aa** were obtained when *p*-toluenethiol (**2a**) or DMSO were used as the substrate with **3aa**, although giving the corresponding products in lower yields.

To understand the mechanism of the reaction, we performed some control experiments under modified conditions. No desired product was observed when benzimidazole (**1a'**) was treated with *p*-toluenethiol (**2a**) and paraformaldehyde under standard conditions (Scheme 3a). No reaction occurred upon the treatment of *o*-phenylenediamine (**1a**) with 1,2-di-*p*-tolylidylsulfane (**2a'**) and paraformaldehyde under the optimized reaction conditions (Scheme 3b). The reaction of **3aa** with benzaldehyde (**4a**) could not give the corresponding product **5aa** under standard conditions (Scheme 3c). According to above control experiments, a possible mechanism is illustrated in Scheme 4. Initially, condensation of *o*-phenylenediamine (**1a**)



Scheme 2 Application of present work. Reaction conditions: (a) **3aa** (0.1 mmol), *m*-CPBA (0.2 mmol), CH₂Cl₂ (0.5 mL), 50 °C, 12 h; (b) **3aa** (0.1 mmol), *p*-toluenethiol (0.2 mmol), AgNO₃ (20 mol%), Cu(OAc)₂ (0.2 mmol), DMF (1 mL), 120 °C, 12 h; (c) **3aa** (0.1 mmol), AgNO₃ (20 mol%), Cu(OAc)₂ (0.2 mmol), DMSO (1 mL), 140 °C, 15 h.

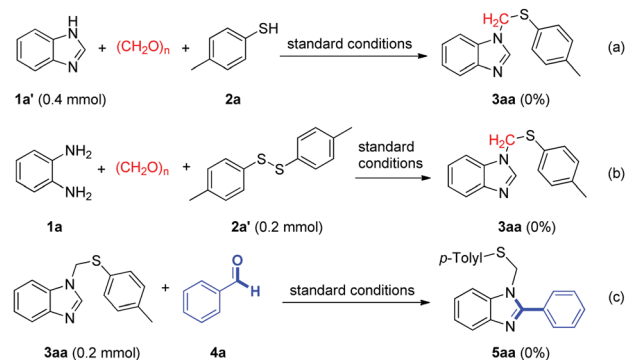
with formaldehyde generates an imine intermediate **A**. Then, intermediate **A** reacts with thiophenol anion to afford an intermediate **B**, which proceeds through intramolecular nucleophilic annulation to form intermediate **C**. Finally, dehydrogenative aromatization of intermediate **C** occurs to give desired product (**3aa**). On the other hand, the reaction mechanism of compound **5aa** is similar to that of compound **3aa**. Condensation of *o*-phenylenediamine (**1a**) with formaldehyde and benzaldehyde (**4a**) generates a non-symmetrical imine intermediate, which proceeds through nucleophilic addition/annulation/dehydrogenative aromatization sequence to give desired product (**5aa**).

In summary, we have developed a simple and efficient method for the synthesis of *N*-thiomethyl benzimidazoles from *o*-phenylenediamines, thiophenols, and aldehydes under metal-free conditions. In this system, three carbon–nitrogen bonds and one carbon–sulfur bond were formed with high levels of chemo-selectivity. Various functional groups were well tolerated under the optimized reaction conditions. This method affords an efficient and general approach for the synthesis of biologically important 1,2-disubstituted benzimidazole from readily available starting materials.

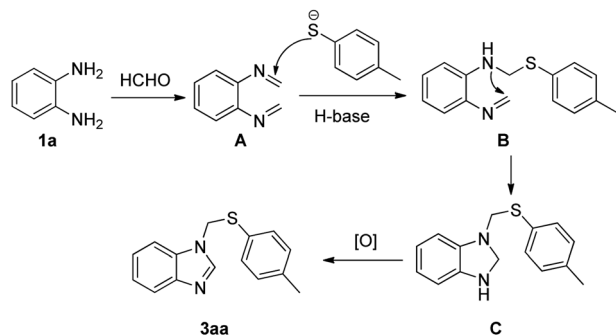
Table 4 Reaction of *o*-phenylenediamine with aldehydes^a

1a	2a 4
5	
	R = H, 5aa , 65%
	R = 4-OCH ₃ , 5ac , 45%
	R = 4-Cl, 5ae , 32%
	R = 2-CH ₃ , 5ag , 54%
	R = 3-F, 5ai , 36%
	R = 4-CH ₃ , 5ab , 70%
	R = 4- <i>t</i> -Bu, 5ad , 48%
	R = 4-Br, 5af , 45%
	R = 3-CH ₃ , 5ah , 58%
	R = 3-Cl, 5aj , 50%
	R = cyclopropyl, 5ak , 32%
	R = cyclohexyl, 5am , 25%
	R = cyclohexyl, 5an , 26%

^a Reaction conditions: **1a** (0.2 mmol), **2a** (0.5 mmol), **4** (0.4 mmol), 4-ADPA (0.2 mmol), paraformaldehyde (0.5 mmol), TCE (0.7 mL), H₂O (0.2 mL), 100 °C, 3 h, air. Isolated yield.



Scheme 3 Control experiments.



Scheme 4 Proposed mechanism.

Conflicts of interest

There are no conflicts to declare.

Acknowledgements

Supported by the National Natural Science Foundation of China (21572194, 21502160, and 21871226), the Collaborative Innovation Center of New Chemical Technologies for Environmental Benignity and Efficient Resource Utilization.

References

- (a) S. Bhattacharya and P. Chaudhuri, *Curr. Med. Chem.*, 2008, **15**, 1762; (b) J. E. Saxton, *Chemistry of Heterocyclic Compounds: Benzimidazoles and Cogeneric Tricyclic Compounds, Part 1*, Wiley, Hoboken, 2008; (c) D. A. Horton, G. T. Bourne and M. L. Smythe, *Chem. Rev.*, 2003, **103**, 893; (d) S. Vasiliou, *Drugs Today*, 2011, **47**, 647; (e) I. Tamm, *Science*, 1957, **126**, 1235; (f) E. Marqués-López and R. P. Herrera, *Multicomponent Reactions: Concepts and Applications for Design and Synthesis*, Wiley, Hoboken, 2015.
- For selected recent examples see: (a) M. Lee, L. Zhang, Y. Park and H. Park, *Tetrahedron*, 2012, **68**, 1452; (b) C. Nájera and M. Yus, *Tetrahedron Lett.*, 2015, **56**, 2623; (c) D. R. Níguez, G. Guillena and D. A. Alonso, *ACS Sustainable Chem. Eng.*, 2017, **5**, 10649; (d) Mayank, B. K. Billing, P. K. Agnihotri, N. Kaur, N. Singh and D. O. Jang, *ACS Sustainable Chem. Eng.*, 2018, **6**, 3714; (e) W. Raimondi, D. Bonne and J. Rodriguez, *Angew. Chem., Int. Ed.*, 2012, **51**, 40.
- For selected examples see: (a) K. Seth, P. Purohit and A. K. Chakraborti, *Curr. Med. Chem.*, 2017, **24**, 4638; (b) P. Singla, V. Luxami and K. Paul, *RSC Adv.*, 2014, **4**, 12422; (c) Z. Wang and C. J. Rizzo, *Org. Lett.*, 2001, **3**, 565; (d) X. Wang, P. A. Bhatia, J. F. Daanen, S. P. Latsaw, J. Rohde, T. Kolasa, A. A. Hakeem, M. A. Matulenko, M. Nakane, M. E. Uchic, L. N. Miller, R. Chang, R. B. Moreland, J. D. Brioni and A. O. Stewart, *Bioorg. Med. Chem.*, 2005, **13**, 4667; (e) M. P. Windisch, S. Jo, H. Y. Kim, S. H. Kim, K. Kim, S. Kong, H. Jeong, S. Ahn, Z. No and J. Y. H wang, *Eur. J. Med. Chem.*, 2014, **78**, 35.
- For selected reviews see: (a) M. Largeron and K. M. H. Nguyen, *Synthesis*, 2018, **50**, 241; (b) S. Rajasekhar, B. Maiti, M. M. Balamurali and K. Chanda, *Curr. Org. Synth.*, 2017, **14**, 40; (c) N. A. Keiko and N. V. Vchislo, *Asian J. Org. Chem.*, 2016, **5**, 1169; (d) L. C. R. Carvalho, E. Fernandes and M. M. B. Marques, *Chem.–Eur. J.*, 2011, **17**, 12544.
- For selected recent examples see: (a) H. Sharma, N. Kaur, N. Singh and D. O. Jang, *Green Chem.*, 2015, **17**, 4263; (b) K. Bahrami, M. M. Khodaei and A. Nejati, *Green Chem.*, 2010, **12**, 1237; (c) K. M. H. Nguyen and M. Largeron, *Eur. J. Org. Chem.*, 2016, 1025; (d) H. Hikawa, R. Ichinose, S. Kikkawa and I. Azumaya, *Asian J. Org. Chem.*, 2018, **7**, 416.
- (a) R. Lv, Y. Wang, C. Zhou, L. Li and R. Wang, *ChemCatChem*, 2013, **5**, 2978; (b) R. Jeyachandran, H. K. Potukuchi and L. Ackermann, *Beilstein J. Org. Chem.*, 2012, **8**, 1771; (c) P. Sharma, S. Rohilla and N. Jain, *J. Org. Chem.*, 2015, **80**, 4116; (d) G. Tran, D. Confair, K. D. Hesp, V. Mascitti and J. A. Ellman, *J. Org. Chem.*, 2017, **82**, 9243; (e) G. L. Turner, J. A. Morris and M. F. Greaney, *Angew. Chem., Int. Ed.*, 2007, **46**, 7996; (f) H. T. T. Nguyen, D. N. A. Doan and T. Truong, *J. Mol. Catal. A: Chem.*, 2017, **426**, 141; (g) T. Truong, V. T. Nguyen, H. T. X. Le and N. T. S. Phan, *RSC Adv.*, 2014, **4**, 52307; (h) W. Zhang, Y. Tian, N. Zhao, Y. Wang, J. Li and Z. Wang, *Tetrahedron*, 2014, **70**, 6120.
- For selected recent examples see: (a) C. Xie, X. Han, J. Gong, D. Lia and C. Ma, *Org. Biomol. Chem.*, 2017, **15**, 5811; (b) N. Zheng, K. W. Anderson, X. Huang, H. N. Nguyen and S. L. Buchwald, *Angew. Chem., Int. Ed.*, 2007, **46**, 7509; (c) N. Zheng and S. L. Buchwald, *Org. Lett.*, 2007, **9**, 4749; (d) C. Deldaele and G. Evano, *ChemCatChem*, 2016, **8**, 1319; (e) A. R. Hajipour, Z. Khorsandi, M. Mortazavici and H. Farrokhpour, *RSC Adv.*, 2015, **5**, 107822; (f) Z. Gu, Y. Liu, F. Wang, X. Bao, S. Y. Wang and S. J. Ji, *ACS Catal.*, 2017, **7**, 3893; (g) A. R. Hajipour and Z. Khorsandi, *New J. Chem.*, 2016, **40**, 10474.
- (a) A. R. Katritzky, W. H. Ramer and J. N. Lam, *J. Chem. Soc., Perkin Trans. 1*, 1987, 775; (b) M. S. Rosen, C. L. Stern and C. A. Mirkin, *Chem. Sci.*, 2013, **4**, 4193.
- For a review, see: W. F. Li and X. F. Wu, *Adv. Synth. Catal.*, 2015, **357**, 3393.
- R. T. Taylor and T. J. O'ullivan, in *Encyclopedia of Reagents for Organic Synthesis*, John Wiley & Sons, Ltd, Chichester, 2001.
- (a) M. H. Li, C. He, F. Chen and Y. L. Gu, *Adv. Synth. Catal.*, 2010, **352**, 519; (b) K. Park, Y. Heo and S. Lee, *Org. Lett.*, 2013, **15**, 3322; (c) Y. Ohta, Y. Kubota, T. Watabe, H. Chiba, S. Oishi, N. Fujii and H. Ohno, *J. Org. Chem.*, 2009, **74**, 6299; (d) Y. Ohta, H. Chiba, S. Oishi, N. Fujii and H. Ohno, *J. Org. Chem.*, 2009, **74**, 7052; (e) K. Natte, W. Li, S. Zhou, H. Neumann and X. F. Wu, *Tetrahedron Lett.*, 2015, **56**, 1118; (f) N. Y. T. Mana, W. Lib, S. G. Stewart and X. F. Wu, *Chimia*, 2015, **69**, 345.
- (a) J. M. Garcia, G. O. Jones and K. Virwani, *Science*, 2014, **6185**, 732; (b) K. Natte, A. Dumrath, H. Neumann and M. Beller, *Angew. Chem., Int. Ed.*, 2014, **53**, 10090; (c) W. F. Li and X. F. Wu, *J. Org. Chem.*, 2014, **79**, 10410.

- 13 (a) M. Y. Ngai, E. Skucas and M. J. Krische, *Org. Lett.*, 2008, **10**, 2705; (b) T. Okachi, K. Fujimoto and M. Onaka, *Org. Lett.*, 2002, **4**, 1667; (c) K. Köpfer, B. Sam, B. Breit and M. J. Krische, *Chem. Sci.*, 2013, **4**, 1876; (d) W. Li and X. F. Wu, *Eur. J. Org. Chem.*, 2015, 331.
- 14 (a) H. M. Wang, J. H. Cai, H. W. Huang and G. J. Deng, *Org. Lett.*, 2014, **16**, 5324; (b) F. Cheng, Y. Peng, J. Wu and G. J. Deng, *Org. Biomol. Chem.*, 2016, **14**, 2819; (c) X. Cheng, H. Wang, X. F. Xiao and G. J. Deng, *Green Chem.*, 2016, **18**, 5773.
- 15 F. Xiao, S. Yuan, H. Huang and G. J. Deng, *Synlett*, 2018, **29**, 2693.