

# BMJ Open Role of organisational factors on the 'weekend effect' in critically ill patients in Brazil: a retrospective cohort analysis

Fernando G Zampieri,<sup>1,2</sup> Thiago C Lisboa,<sup>3</sup> Thiago D Correa,<sup>4</sup> Fernando A Bozza,<sup>5,6</sup> Marcus Ferez,<sup>7</sup> Haggeas S Fernandes,<sup>8</sup> André M Japiassú,<sup>6,9</sup> Juan Carlos R Verdeal,<sup>10</sup> Ana Cláudia P Carvalho,<sup>11</sup> Marcos F Knibel,<sup>12</sup> Bruno F Mazza,<sup>13,14</sup> Fernando Colombari,<sup>2</sup> José Mauro Vieira,<sup>15</sup> William N Viana,<sup>16</sup> Roberto Costa,<sup>17</sup> Michele M Godoy,<sup>18</sup> Marcelo O Maia,<sup>19</sup> Eliana B Caser,<sup>20</sup> Jorge I F Salluh,<sup>5</sup> Marcio Soares<sup>5</sup>

**To cite:** Zampieri FG, Lisboa TC, Correa TD, *et al.* Role of organisational factors on the 'weekend effect' in critically ill patients in Brazil: a retrospective cohort analysis. *BMJ Open* 2018;**8**:e018541. doi:10.1136/bmjopen-2017-018541

► Prepublication history and additional material for this paper are available online. To view these files, please visit the journal online (<http://dx.doi.org/10.1136/bmjopen-2017-018541>).

Received 5 July 2017

Revised 27 November 2017

Accepted 28 November 2017

## ABSTRACT

**Introduction** Higher mortality for patients admitted to intensive care units (ICUs) during the weekends has been occasionally reported with conflicting results that could be related to organisational factors. We investigated the effects of ICU organisational and staffing patterns on the potential association between weekend admission and outcomes in critically ill patients.

**Methods** We included 59 614 patients admitted to 78 ICUs participating during 2013. We defined 'weekend admission' as any ICU admission from Friday 19:00 until Monday 07:00. We assessed the association between weekend admission with hospital mortality using a mixed logistic regression model controlling for both patient-level (illness severity, age, comorbidities, performance status and admission type) and ICU-level (decrease in nurse/bed ratio on weekend, full-time intensivist coverage, use of checklists on weekends and number of institutional protocols) confounders. We performed secondary analyses in the subgroup of scheduled surgical admissions.

**Results** A total of 41 894 patients (70.3%) were admitted on weekdays and 17 720 patients (29.7%) on weekends. In univariable analysis, weekend admitted patients had higher ICU (10.9% vs 9.0%,  $P<0.001$ ) and hospital (16.5% vs 13.5%,  $P<0.001$ ) mortality. After adjusting for confounders, weekend admission was not associated with higher hospital mortality (OR 1.05, 95% CI 0.99 to 1.12,  $P=0.095$ ). However, a 'weekend effect' was still observed in scheduled surgical admissions, as well as in ICUs not using checklists during the weekends. For unscheduled admissions, no 'weekend effect' was observed regardless of ICU's characteristics. For scheduled surgical admissions, a 'weekend effect' was present only in ICUs with a low number of implemented protocols and those with a reduction in the nurse/bed ratio and not applying checklists during weekends.

**Conclusions** ICU organisational factors, such as decreased nurse-to-patient ratio, absence of checklists and fewer standardised protocols, may explain, in part, increases in mortality in patients admitted to the ICU mortality on weekends.

## Strengths and limitations of this study

- Large prospective cohort including several Brazilian intensive care units with different organisational features.
- Analyses corrected for both relevant patient-level and centre-level confounders.
- Large number of models built may have increased type 1 error.
- Variable selection for main multivariable may have been arbitrary.

## INTRODUCTION

Higher mortality for patients admitted during the weekends has been repeatedly reported in studies carried out in both wards<sup>1,2</sup> and intensive care units (ICUs).<sup>3,4</sup> The so-called weekend effect is often ascribed to the imbalance of organisational and staffing features available on weekdays, which either do not occur or are suboptimal during the weekends.<sup>5</sup> This notion has driven several health-care policies, especially in England where junior doctors' contracts were changed on the assumption that increased weekend working would mitigate the weekend effect.<sup>6</sup> This was followed by a great deal of discussion on the veracity of a weekend effect due to uncertainties on the reliability of disease coding on admission during weekends<sup>6,7</sup> and biases related to different profiles of illness severity and comorbidities in weekend-admitted patients.<sup>8,9</sup>

If the weekend effect is a real phenomenon among ICU admissions, it could be mediated by several organisational factors including staffing features such as full-time intensivist coverage and nurse staff levels<sup>10</sup> and use of other ancillary tools designed to sustain the continuity of care such as checklists and



For numbered affiliations see end of article.

### Correspondence to

Dr Marcio Soares;  
marciosoareshms@gmail.com

number of institutional protocols available.<sup>11</sup> However, the association between these organisational characteristics and the weekend effect in ICUs were not thoroughly evaluated. We have used a large national prospectively collected database to examine the hypothesis that the weekend effect would only be manifest in settings in which suboptimal organisation, staffing or clinical practices could impact on continuity of care.

## METHODS

### Population

This was a post hoc analysis of the ORganizational CHaractEerISTICS in cRitical cAre (ORCHESTRA) study, a multicentre retrospective cohort study of critical care organisation and outcomes in critically ill patients admitted in 78 Brazilian ICUs during 2013 from 1 January to 31 December.<sup>11</sup> All patients in the database were selected. From the initial database of 59 693 patients, we excluded 79 patients with missing admission date/hour, leaving 59 614 patients for analysis. In case of readmissions during the study period, we considered only the first ICU admission.

### Exposure definitions

We defined weekend admission as any admission to the ICU occurring between Friday 19:00 and Monday 07:00.

### Outcome definition

Hospital mortality.

### Organisational factors

We considered several organisational factors in the analysis including the use of checklists (structured evaluations using a digital or printed instrument with multiple components focused on prevention of common ICU complications and adherence to best practices) during weekends, the implementation of protocols in the ICU (among a predefined set of 10 protocols aiming at the adherence to best practices and prevention of acquired complications for frequent conditions in the ICU; see online supplementary file for details), the presence of full-time intensivist coverage 24/7 in the ICU, presence of a low nurse/bed ratio and ICU type. Full-time intensivist coverage was defined as the presence of a board-certified intensivist in the ICU 24 hours a day, 7 days a week. A low nurse/bed ratio was defined as a mean nurse/bed <0.20 inside the ICU (ie, the mean nurse/bed ratio considering all shifts in the ICU was lower or equal to 0.20). This 0.20 cut-off was established after inspecting the univariable association between nurse/bed ratio and inhospital mortality in a generalised additive model (online supplementary figure 1; see electronic supplementary material for details). For checklists, dummy coding was used to represent units with checklists 7 days a week versus those without weekend checklists (ie, units that had checklists on weekdays only or did not apply checklists at all).

### Patient factors

We estimated organ failure and the severity of illness using the Sequential Organ Failure Assessment (SOFA) score<sup>12</sup> and the Simplified Acute Physiology Score (SAPS) 3.<sup>13</sup> The Charlson Comorbidity Index (CCI) was calculated as previously reported.<sup>14</sup> Baseline performance status (assessed 1 week before hospital admission) was defined according to the impairment degree as absent/minor, moderate and severe corresponding to performance classes of Eastern Cooperative Oncology Group of 0–1, 2 or 3–4, respectively, as previously described.<sup>15</sup> Hospital length of stay (LOS) before ICU admission was collected and stratified in tertiles for the analysis.

### Missing values

No outcome was missing. Baseline performance status was missing in 3476 patients. Multiple imputation using random forest models was used to impute missing values for this variable, as previously described.<sup>15</sup> There were no other missing values in the variables included in the analysis.

### Statistical analysis

We used a mixed multivariable logistic regression to assess the independent association between each predictor and hospital mortality at the patient level. The ICU where the patient was admitted was added as a random effect (random intercept) in the model, while all the other variables were added as fixed effect. Continuous variables were scaled and centred before entering the mixed model. For patient-level variables, we initially considered those associated with hospital mortality with a P value lower than 0.1 for the multivariable model; from the initial set of variables, the decision to add then to the model was based on clinical relevance. In case of collinearity, the decision to keep the variable to enter in the multivariable analysis was also based on clinical grounds. For example, both SAPS 3 score and SOFA scores are highly correlated, but the SAPS 3 also includes information on age, reason for admission, organ failures, comorbidities and hospital LOS before ICU admission. In this sense, we have chosen to use SOFA score for the main multivariable models and added age, reason for admission, comorbidities (evaluated using the CCI) and LOS before ICU admission as individual covariates. The following patient-level variables were included in the main model: age, SOFA score, CCI, baseline performance status impairment, admission type (medical, elective surgery and non-elective surgery) and hospital LOS before ICU admission stratified in tertiles. For centre-level variables, we have chosen to add variables known from previous studies to be associated with worse ICU.<sup>10 11</sup> These variables included use of checklists during the weekends, presence of full-time intensivist coverage, low baseline nurse/bed ratio and ICU type (medical/surgical or other). Weekend admission was forced in the model. No stepwise selection was performed. Type of funding (public vs private) was not added to the model due to large collinearity with most organisational features.

### Subgroup analyses

We defined that sensitivity analysis for the following subgroups would be performed: admission type, quartiles of baseline SAPS 3 score, patients admitted due to sepsis, patients admitted on mechanical ventilation, ICUs with or without decrease in nurse/bed ratio during weekends (regardless of baseline values), ICUs stratified per presence of full-time intensivist coverage, ICUs with or without checklist during the weekends and according to number of ancillary protocols in the ICU (above or below the median values of protocols per ICU). We repeated the subgroup analyses of organisational features (decrease in nurse staff, absence of full-time intensivist coverage, absence of checklist and number of ancillary protocols) after stratifying our sample according to scheduled surgical versus non-scheduled ICU admissions (both emergency surgery and clinical).<sup>16</sup> For the number of ancillary protocols, we split the samples in patients admitted to units with less or at least eight protocols, since this value split the number of included ICUs in half. Scheduled surgery admissions are defined as any admission after a surgical procedure that was scheduled at least 24 hours before its start and for which an ICU bed was requested before the procedure started.

### Propensity score analysis

We performed a propensity score 1:1 analysis pairing patients per their predicted probability of weekend admission based solely on the patients' factors. The probability of weekend admission was obtained by creating a logistic regression with the following variable included as predictors, based on clinical grounds: age, SOFA score, SAPS 3 score, CCI, degree of performance status impairment, hospital LOS before ICU admission and admission type. Patients were matched using the nearest neighbour method considering the logit as the distance method. Maximum distance allowed was 0.40. At each matching, the unit with the closest logit still unmatched was used. After checking the balance of the propensity-matched groups, we compared hospital mortality for propensity-matched patients using  $\chi^2$  test.

### Effects of organisational changes during weekends in weekend versus weekday mortality

One additional approach to scrutinise the impact of organisational features in weekend admission mortality was applied by performing a linear regression at the ICU level considering the change in mortality (weekend minus weekday mortality for the ICU) as dependent variable and both SAPS 3 and organisational features as predictors. Due to the relatively small number of ICUs, we have chosen to minimise the number of predictors; in this sense, only SAPS 3 score was used to control for patient-centred variables since it encompasses information of reason for admission, age, LOS before admission and comorbidities. The organisational features selected were the same used for splitting subgroups in multivariable mixed model. After linear regression, we assessed the

relative importance of each predictor using the method suggested by Lindeman, Merenda and Gold.

### Temporal association between organisational features and outcome in patients admitted during weekends

The time-dependent effects of organisational factors in patients admitted to the ICU on weekends was assessed through an approach based on multiple sequential random forest models at the patient level from the day of admission (day 0) until 7 days after with hospital mortality as outcome of interest. The first regression included all patients admitted on weekends; the second regression included all patients except those who died in the first day, the third regression included all patients except those who died in the first 2 days, and so on until the first 7 days. Again, for simplicity, we used SAPS 3 score as a single predictor for patient-level confounders. Organisational features (presence/absence of weekend checklists, low nurse/bed ratio, number of protocols and presence/absence of full-time intensivist coverage) were added to the random forest model. Relative importance was assessed at each model based on mean decrease of Gini value and displayed as percentage over time.

All analyses were performed in R Project version 3.4.2<sup>17</sup> with packages ggplot2, lme4, dplyr, tidyr, relimpo and gridextra. A P value below 0.05 was considered significant. This report follows the Strengthening the Reporting of Observational Studies in Epidemiology guideline<sup>18</sup> (shown in online supplementary file).

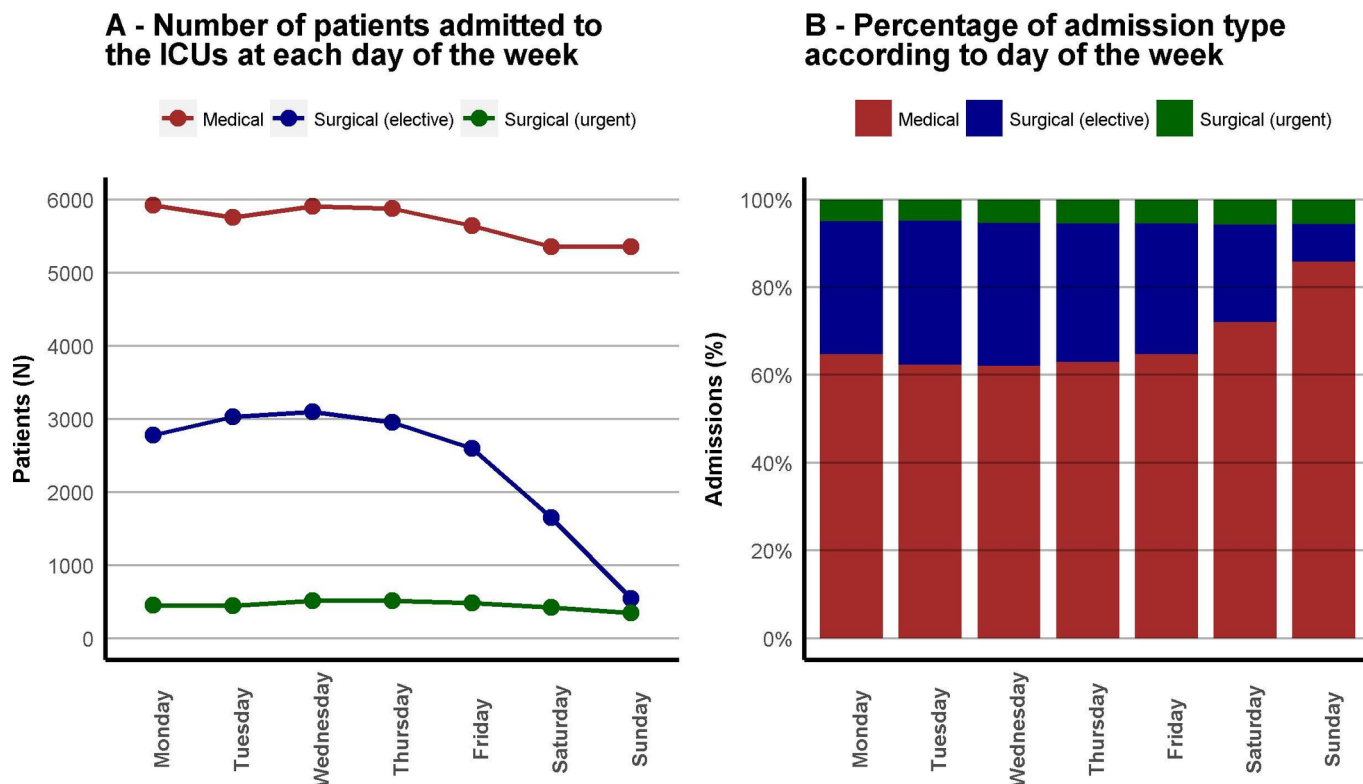
The need for informed consent was waived.

## RESULTS

### Patients and ICU features

Out of 59693 patients admitted to the participating ICUs during the study period, 59614 (99.9%) had available ICU admission date and hours and were selected for analysis. Main ICU and hospital characteristics are depicted in online supplementary table 1 (see electronic supplementary material). Most ICUs were private (online supplementary table 1). A total of 41894 patients (70.3%) were admitted on weekdays and 17720 patients (29.7%) were admitted on weekends. The number of admissions decreased during weekends especially due to a decrease in elective surgeries and also due to a decrease in medical admissions (figure 1). A comparison between patients admitted at weekend versus weekdays is shown in table 1 and in online supplementary figure 2. Patients admitted on weekends were more severely ill (with higher SOFA and SAPS 3 scores) and more frequently admitted due to medical reasons than patients admitted during weekdays (table 1). When compared with patients admitted during weekdays, a slightly lower percentage of weekend admissions occurred in ICUs with a low nurse/bed ratio (49.8% vs 48.6%, respectively; P=0.007) and/or fewer than eight protocols (46.9% vs 45.4%, respectively; P=0.001), as shown in online supplementary figure 2.





**Figure 1** (A) Number of patients admitted to the ICU at each day of the week. (B) Distribution of admission types at each week day. ICU, intensive care unit.

### Univariable analysis

The overall ICU and hospital mortality rates were 9.5% and 14.4%, respectively. While hospital mortality for medical admissions per week day of ICU admission slightly fluctuated over the week, higher mortality was seen for elective surgical patients admitted on Sunday (figure 2). For non-elective surgeries, large fluctuations were observed with a peak mortality for those admitted on Tuesday (figure 2). In univariable analysis, hospital mortality was significantly higher for patients admitted at weekends (16.2 vs 13.6%, OR 1.22, 95% CI 1.17 to 1.29;  $P < 0.001$ ).

### Mixed model logistic regression

After adjusting for relevant patient-level and ICU-level characteristics in the multivariable analysis, weekend admission was no longer associated with increased hospital mortality (OR 1.05, 95% CI 0.99 to 1.11;  $P = 0.095$ ; full model reported in online supplementary table 2); mixed effects shown in online supplementary figure 3); centre effect was markedly present). We present the results of the effect of weekend admission on hospital mortality in the several prespecified subgroups in figure 3 and in online supplementary tables 3–19. A ‘weekend effect’ was apparent for elective surgical admissions (OR 1.34; 95% CI 1.10 to 1.64;  $P = 0.004$ ; figure 3 and online supplementary table 4) and in patients admitted to ICUs without checklists during the weekends (OR 1.08; 95% CI 1.00 to 1.17;  $P = 0.045$ ; figure 3 and online supplementary table 17). We did not find a statistically significant association

between other organisational characteristics (nurse/bed ratio, presence of full-time intensivist coverage or the number of protocols) and increased mortality in patients admitted during the weekends.

### Scheduled surgical versus unscheduled ICU admissions

We repeated the analyses separately for scheduled surgical admissions and unscheduled admissions (42977 and 16637 admissions, respectively). Results are shown in figure 4 and in online supplementary tables 20–37 of the electronic supplementary material. A ‘weekend effect’ was observed in scheduled surgical admissions. However, weekend effect was only present on scheduled surgical admissions when there was a decrease in weekend nurse/bed ratio (OR 1.40; 95% CI 1.09 to 1.79,  $P = 0.008$ ), no weekend checklists (OR 1.41; 95% CI 1.09 to 1.83,  $P = 0.009$ ) or a lower number of protocols (OR 1.42; 95% CI 1.06 to 1.89,  $P = 0.018$ ) (figure 4). There was no ‘weekend effect’ in unscheduled admissions.

### Propensity score results

Out of the study population, 35440 patients (17720 weekend admissions and 17720 weekdays admissions) were matched in the propensity score analysis. All patients admitted on weekend could be paired. The distribution of variables in matched patients stratified per weekend effect is shown in online supplementary figure 4. Mortality was 15.5% for patients admitted on weekdays and 16.1% for those admitted during weekends ( $P = 0.112$ ).

**Table 1** Comparisons between weekend and weekday admissions

	Weekday	Weekend	P
Patients (n)	41 894	17 720	–
Age (mean (SD))	61.99 (19.08)	63.10 (19.81)	<0.001
Male (n (%))	20932 (50.0)	8795 (49.6)	0.466
SAPS 3 (points) (mean (SD))	42.10 (14.94)	45.17 (14.71)	<0.001
SOFA score (points) (mean (SD))	2.31 (3.01)	2.49 (3.15)	<0.001
CCI (points) (mean (SD))	1.42 (1.87)	1.46 (1.91)	0.007
Performance status impairment (n (%))			<0.001
Absent/minor	32 107 (76.6)	13 079 (73.8)	
Moderate	7 165 (17.1)	3 288 (18.6)	
Severe	2 622 (6.3)	1 353 (7.6)	
Hospital LOS before ICU admission (median (IQR))	0.00 (0.00–1.00)	0.00 (0.00–1.00)	<0.001
Admission type (n (%))			<0.001
Medical	26 088 (62.3)	13 716 (77.4)	
Surgical (elective)	13 638 (32.6)	2 999 (16.9)	
Surgical (urgent)	2 168 (5.2)	1 005 (5.7)	
Admission source (n (%))			<0.001
Operating room	13 710 (32.7)	3 589 (20.3)	
Emergency	20 498 (48.9)	10 813 (61.0)	
Ward	2 925 (7.0)	1 530 (8.6)	
Home care	147 (0.4)	70 (0.4)	
Other	168 (0.4)	63 (0.4)	
Other unit	793 (1.9)	310 (1.7)	
Haemodynamic room	1 845 (4.4)	284 (1.6)	
Other hospital	1 495 (3.6)	907 (5.1)	
Step down unit	313 (0.7)	154 (0.9)	
Sepsis (n (%))	7 272 (17.4)	3 834 (21.6)	<0.001
Mechanical ventilation on ICU admission (n (%))	6 453 (15.4)	2 590 (14.7)	0.016
Mechanical ventilation during ICU stay (n (%))	7 739 (19.1)	3 192 (18.7)	0.341
Vasopressors on ICU admission (n (%))	5 371 (12.9)	2 260 (12.8)	0.856
Vasopressors during ICU stay (n (%))	5 938 (14.6)	2 585 (15.2)	0.102
Renal replacement therapy on ICU admission (n (%))	1 074 (2.6)	597 (3.4)	<0.001
Renal replacement therapy during ICU stay (n (%))	1 922 (4.7)	1 034 (6.1)	<0.001
ICU LOS (median (IQR))	2.00 (1.00–4.00)	2.00 (1.00–5.00)	<0.001
Hospital LOS (median (IQR))	6.00 (2.00–14.00)	7.00 (3.00–16.00)	<0.001
ICU mortality (n (%))	3 790 (9.0)	1 918 (10.8)	<0.001
Hospital mortality (n (%))	5 691 (13.6)	2 863 (16.2)	<0.001

CCI, Charlson Comorbidity Index; ICU, intensive care unit; IQR, 25%–75% interquartile range; LOS, length of stay; SAPS, Simplified Acute Physiology Score; SOFA, Sequential Organ Failure Score.

### Change in weekend–weekday mortality regression

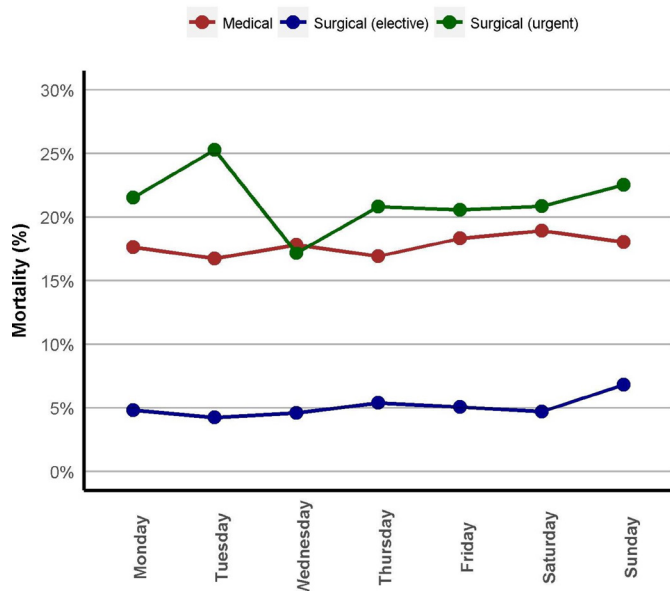
After linear regression using the change of weekend to weekday mortality as dependent variable, only SAPS 3 score and low number of protocols (fewer than eight protocols) were associated with increases in mortality in weekends at the ICU level (both  $P < 0.001$ ). There was a trend for presence of weekend checklists and lower changes in weekend–weekday mortality ( $P = 0.08$ ). The model  $R^2$  was

74.03%, with SAPS 3 being the most important predictor (66% of all variance), followed by low number of protocols (29%) and presence/absence of weekend checklists (3%, which was not statistically significant).

### Temporal association of organisational features and outcome

The relative contribution of SAPS 3 to hospital mortality decreased in the first 7 days after ICU admission, while the

## Mortality according to admission day



**Figure 2** Mortality at each day of the week stratified by admission type.

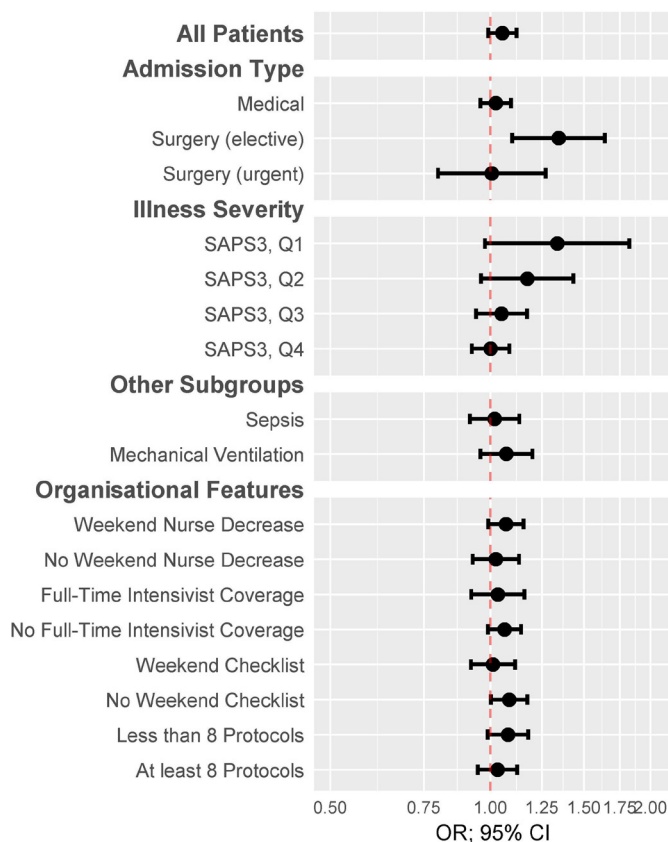
relative contribution of number of protocols increased. The other organisational features remained reasonably stable. The relative contribution of other organisational features remained stable (figure 5).

## DISCUSSION

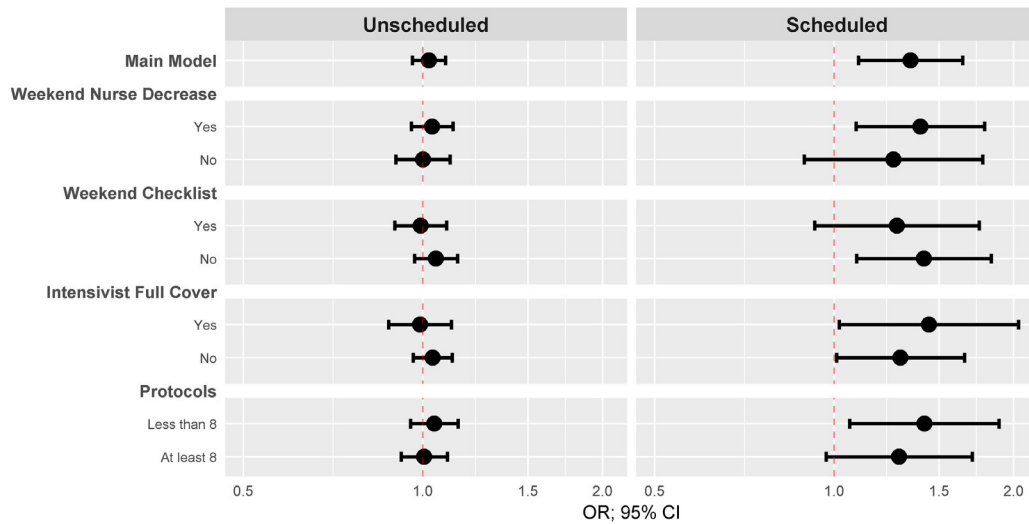
In the present study, we provide evidence that, after proper consideration patients' characteristics along with those related to ICU organisation, the association between admissions during the weekend and patients' outcomes is weak and probably not relevant in the scenario of several Brazilian ICUs. However, a residual 'weekend effect' might be present for scheduled surgical patients admitted to ICUs with a disrupted continuity of care and adherence to best practices. The weekend effect was therefore seen primarily in hospitals with suboptimal care processes. Nonetheless, we were not able to definitely determine whether this adverse impact is explained by processes of care themselves or a reflection of other hospital characteristics (eg, quality of surgeons, general ward care and available resources).

Although previous studies suggested an increase in mortality in patients admitted during the weekend,<sup>4</sup> the 'weekend effect' concept has been recently challenged.<sup>6</sup> Criticism of reports suggesting the presence of weekend effect identified three major pitfalls in analysis: (1) studies were performed using administrative databases and might suffer with inconsistent coding, (2) comorbidities may have not been properly considered and (3) illness severity might not be adequately accounted for. Black<sup>6</sup> cited three studies in which, after correction of these issues, the 'weekend effect' was no longer significant.

In the present analysis, we intended to overcome the limitations summarised by Black.<sup>6</sup> We based our analysis on a quality improvement administrative database that considers International Classification of Diseases (ICD) coding for diagnosis and that also includes major predefined medical diagnosis.<sup>11</sup> This database includes robust prospective clinical data collected at the bedside and not only administrative and/or procedures notes. We also considered the presence of comorbidities and baseline health status by adjusting for CCI and to performance status impairment.<sup>14 15</sup> Finally, severity of illness admission was assessed using well validated and widely accepted scores of severity of illness and organ failure.<sup>12 19 20</sup> Our work does not corroborate with the hypothesis that the 'weekend effect' is a universal feature in the ICUs. This was highlighted by both the main mixed regression model and by the propensity score analysis performed. In fact, when only unscheduled admissions were considered, no evidence of weekend effect was found regardless of the presence/absence of organisational features in the ICU; this is in accordance with recent reports the of absence of the weekend on unplanned ICU admissions.<sup>21</sup> We could find evidence of a weekend effect only in secondary subgroup analyses, suggesting that it might be restricted to scenarios when there is a break in continuity of care



**Figure 3** Forest plot for the OR and 95% CI for the association between weekend admission and hospital mortality in the whole population (upper line) and in selected subgroups (see main text for details). SAPS, Simplified Acute Physiology Score.



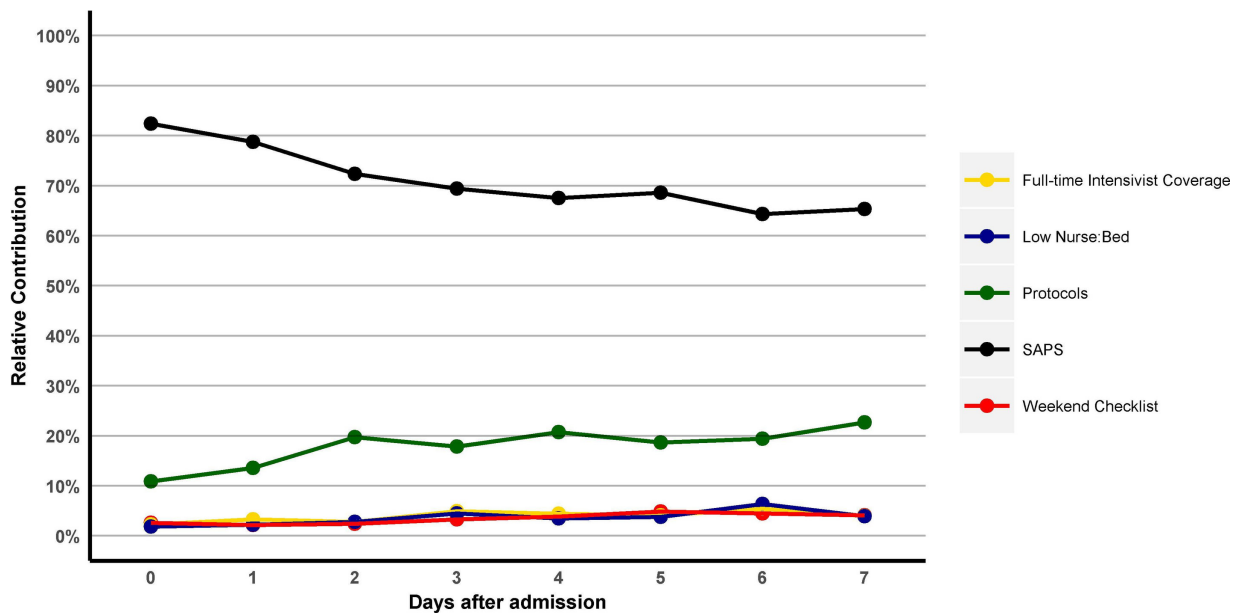
**Figure 4** Forest plot for the OR and 95% CI for the association between weekend admission and hospital mortality stratified in unscheduled (left) and scheduled surgical (right) admissions. Further subgroup analyses according to presence/absence of organisational factors are presented.

during weekends, specifically the absence of patient-centred checklists<sup>11 16</sup> or for schedule admissions.

The case for worse outcomes in elective surgical admissions on weekends is complex, with both ICU and hospital features being able to explain, at least partly, this association.<sup>22 23</sup> Differences in surgical care on weekends may play an important role. For example, early recognition and treatment of surgical complications may be delayed on weekends and even the adopted surgical procedure may be different for similar scenarios during weekends.<sup>24 25</sup> In this way, checklists may aid at prompt recognition of complications (both clinical<sup>26</sup> and surgical)<sup>27</sup> and improve adherence to daily goals of care.<sup>28</sup> Higher nurse

staffing may also aid at reducing postoperative complications.<sup>10</sup> In our analysis, there was no statistically significant weekend effect in scheduled surgical admissions in units that did not have a decrease in nurse/bed ratio on weekends or that applied checklists on weekends, thereby corroborating to this concept.

Interestingly, several factors potentially related to worse care on weekends did not reach statistical significance in the whole studied population. Despite the rationale for increased mortality when there is a decrease in nurse/bed ratio during weekend<sup>29</sup> or when there is an absence of full-time intensivist coverage,<sup>30</sup> we did not find evidence of weekend effect in both scenarios when all admissions



**Figure 5** Relative contribution of illness severity (SAPS 3) and organisational factors in sequential daily random forest models. The relative contribution was defined as the percentage of mean decrease in Gini statistics at each model. Note how the relative importance of illness severity decreases during the first 7 days and how the importance of number of protocols increases. SAPS, Simplified Acute Physiology Score.



types were considered. It is conceivable that well-structured ICUs with weekend checklists and protocols would be less susceptible to the variation in care driven by the decrease in staff during weekends, thereby mitigating the effect of the latter on mortality. This was only apparent for scheduled surgical admissions in our analysis. However, when we evaluated changes in mortality in weekends versus weekday at the ICU level using a linear model, a low number of protocols was the stronger organisational predictor of increase in mortality on weekends. It should be acknowledged that multiple interactions between organisational features could be expected and that some of the absence of statistically significant findings could be due to Simpson's paradox.

For patients admitted on weekends, we found that the LOS ICU could modulate the association between organisational features and outcome, as shown in figure 5. As expected, illness severity as measured by SAPS 3 score was the most important factor associated with mortality, but its relative contribution decreased during the first 7 days, while the relative contribution of number of protocols increased. The other organisational features remained reasonably stable. This suggests that the main determinant of mortality is a global individual marker of illness severity (as expected) and that the more a patient stays in the ICU, the higher the association between number of protocols and outcome. Interestingly, protocols were also the only variable associated with reduced change in mortality during weekends in the ICU-level linear model. Future studies that assess organisational features and outcome in the ICU should also consider that organisational features may be more important for patients with prolonged ICU LOS.

Our analysis has several constraints. First, the large number of secondary analyses and models built could increase type 1 error due to overtesting. Additionally, the large sample size may also facilitate observing statistical significant results that may not be clinically relevant. Therefore, our results and especially our subgroup analyses should be considered exploratory and interpreted in the context of multiple models where some groups had small number of patients. It is important to highlight, however, that trends were constant during all analysis performed. We nevertheless advice caution when interpreting our results, especially the effects size reported. Second, although the large number of ICUs involved, our results refer to a selected sample of units from a single country and caution is needed when generalising to other settings. Third, most patients were mostly admitted to private units and had a medium–low illness severity, thereby resulting in a low average mortality. However, no weekend effect was demonstrated in the subgroup analysis per the severity of illness and in septic or mechanically ventilated patients. Fourth, the low nurse/bed ratio reported is common in Brazil and are in accordance with local regulations that stipulate up to 10 beds per nurse in the ICUs but limits its generalisation to different European and North American settings. Fifth, we were unable to assess interactions between the several

organisational features. Frequently several organisational features occur together and may have synergistic (or even antagonist) effects that should be properly explored in the future. Sixth, we only assessed ICU organisational factors; structure, organisational and staffing patterns at the emergency departments and wards may also play an important role in determining hospital outcome. Finally, we did not assess other relevant outcomes such as readmissions and longer follow-up mortality, and multiple imputation was used to correct for an important patient variable (performance status).

## CONCLUSION

After considering an appropriate disease coding and accounting for comorbidities, illness severity and ICU organisation characteristics, we did not observe worse outcomes in patients admitted to ICUs during weekends. Nonetheless, a 'weekend effect' might still occur in scheduled surgical admissions, especially in ICUs with a decrease in nurse/bed ratio and absence of checklists during the weekends as well as in ICUs with a low number of protocols. The ICU LOS potentially modulates the association between organisational features and outcomes in critically ill patients.

### Author affiliations

<sup>1</sup>Research Institute, Hospital do Coração (IEP- HCor), São Paulo, Brazil

<sup>2</sup>ICU, Hospital Alemão Oswaldo Cruz, São Paulo, Brazil

<sup>3</sup>Intensive Care Unit, Complexo Hospitalar, Santa Casa de Misericórdia de Porto Alegre, Porto Alegre, Brazil

<sup>4</sup>ICU, Hospital Israelita Albert Einstein, São Paulo, Brazil

<sup>5</sup>Department of Critical Care and Graduate Program in Translational Medicine, D'Or Institute for Research and Education, Rio de Janeiro, Brazil

<sup>6</sup>Instituto Nacional de Infectologia Evandro Chagas, Instituto Oswaldo Cruz-Fiocruz, Rio de Janeiro, Brazil

<sup>7</sup>ICU, Hospital São Francisco, Ribeirão Preto, Brazil

<sup>8</sup>ICU, Hospital São Luiz Brasil, Santo André, Brazil

<sup>9</sup>Intensive Care Unit, Rede Amil de Hospitais, Rio de Janeiro, Brazil

<sup>10</sup>ICU, Hospital Barra D'Or, Rio de Janeiro, Brazil

<sup>11</sup>ICU, UDI Hospital, São Luís, Brazil

<sup>12</sup>ICU, Hospital São Lucas Copacabana, Rio de Janeiro, Brazil

<sup>13</sup>ICU, Hospital São Luiz Morumbi, São Paulo, Brazil

<sup>14</sup>ICU, Hospital Samaritano, São Paulo, Brazil

<sup>15</sup>ICU, Hospital Sirio-Libanês, São Paulo, Brazil

<sup>16</sup>ICU, Hospital Copa D'Or, Rio de Janeiro, Brazil

<sup>17</sup>ICU, Hospital Quinta D'Or, Rio de Janeiro, Brazil

<sup>18</sup>ICU, Hospital Esperança Olinda, Olinda, Brazil

<sup>19</sup>ICU, Hospital Santa Luzia, Brasília, Brazil

<sup>20</sup>ICU, Hospital Unimed Vitória, Vitória, Brazil

**Contributors** Manuscript conception: FGZ, TCL, TDC, FAB, JIFS and MS. Statistical analyses: FGZ, TCL, FAB, TDC, JIFS and MS. Data collection: MF, HSF, AMJ, JCRV, ACPC, MFK, BFM, FC, JMV, WNV, RC, MMG, MOM and EBC. Wrote the manuscript: FGZ, TCL, TDC, FAB, JIFS and MS. Approved the final version: all authors.

**Funding** This study was supported by the National Council for Scientific and Technological Development (CNPq) (Grant No 304240/2014-1), Carlos Chagas Filho Foundation for Research Support of the State of Rio de Janeiro (FAPERJ) and by departmental funds from the D'Or Institute for Research and Education.

**Competing interests** MS and JIFS are founders and equity shareholders of Epimed Solutions, which commercialises the Epimed Monitor System, a cloud-based software for ICU management and benchmarking. The other authors declare that they have no conflict of interest.



**Ethics approval** The Brazilian National Ethics Committee (CAAE: 19687113.8.1001.5249) approved the study.

**Provenance and peer review** Not commissioned; externally peer reviewed.

**Data sharing statement** Data are not publicly available due to local ethical restrictions.

**Open Access** This is an Open Access article distributed in accordance with the Creative Commons Attribution Non Commercial (CC BY-NC 4.0) license, which permits others to distribute, remix, adapt, build upon this work non-commercially, and license their derivative works on different terms, provided the original work is properly cited and the use is non-commercial. See: <http://creativecommons.org/licenses/by-nc/4.0/>

© Article author(s) or their employer(s) unless otherwise stated in the text of the article) 2018. All rights reserved. No commercial use is permitted unless otherwise expressly granted.

## REFERENCES

1. Uematsu H, Kunisawa S, Yamashita K, *et al.* Impact of weekend admission on in-hospital mortality in severe community-acquired pneumonia patients in Japan. *Respirology* 2016;21:905–10.
2. Bell CM, Redelmeier DA. Mortality among patients admitted to hospitals on weekends as compared with weekdays. *N Engl J Med* 2001;345:663–8.
3. Barnett MJ, Kaboli PJ, Sirio CA, *et al.* Day of the week of intensive care admission and patient outcomes: a multisite regional evaluation. *Med Care* 2002;40:530–9.
4. Uusaro A, Kari A, Ruokonen E. The effects of ICU admission and discharge times on mortality in Finland. *Intensive Care Med* 2003;29:2144–8.
5. Cavallazzi R, Marik PE, Hirani A, *et al.* Association between time of admission to the ICU and mortality. *Chest* 2010;138:68–75.
6. Black N. Higher mortality in weekend admissions to the hospital. *JAMA* 2016;316:2593.
7. Li L, Rothwell PM. Oxford Vascular Study. Biases in detection of apparent 'weekend effect' on outcome with administrative coding data: population based study of stroke. *BMJ* 2016;353:i2648.
8. Mohammed MA, Sidhu KS, Rudge G, *et al.* Weekend admission to hospital has a higher risk of death in the elective setting than in the emergency setting: a retrospective database study of national health service hospitals in England. *BMC Health Serv Res* 2012;12:87.
9. Mohammed MA, Faisal M, Richardson D, *et al.* Adjusting for illness severity shows there is no difference in patient mortality at weekends or weekdays for emergency medical admissions. *QJM* 2016;hcv104.
10. Penoyer DA. Nurse staffing and patient outcomes in critical care: a concise review. *Crit Care Med* 2010;38:1521–8.
11. Soares M, Bozza FA, Angus DC, *et al.* Organizational characteristics, outcomes, and resource use in 78 Brazilian intensive care units: the ORCHESTRA study. *Intensive Care Med* 2015;41:2149–60.
12. Vincent JL, Moreno R, Takala J, *et al.* The SOFA (Sepsis-related Organ Failure Assessment) score to describe organ dysfunction/failure. On behalf of the working group on sepsis-related problems of the European society of intensive care medicine. *Intensive Care Med* 1996;22:707–10.
13. Moreno RP, Metnitz PG, Almeida E, *et al.* SAPS 3-From evaluation of the patient to evaluation of the intensive care unit. Part 2: Development of a prognostic model for hospital mortality at ICU admission. *Intensive Care Med* 2005;31:1345–55.
14. Charlson ME, Pompei P, Ales KL, *et al.* A new method of classifying prognostic comorbidity in longitudinal studies: development and validation. *J Chronic Dis* 1987;40:373–83.
15. Zampieri FG, Bozza FA, Moralez GM, *et al.* The effects of performance status one week before hospital admission on the outcomes of critically ill patients. *Intensive Care Med* 2017;43:39–47.
16. Pronovost PJ, Jenckes MW, Dorman T, *et al.* Organizational characteristics of intensive care units related to outcomes of abdominal aortic surgery. *JAMA* 1999;281:1310–7.
17. Core Team R. *R: a language and environment for statistical computing*. Vienna, Austria, 2015.
18. von Elm E, Altman DG, Egger M, *et al.* Strengthening the Reporting of Observational Studies in Epidemiology (STROBE) statement: guidelines for reporting observational studies. *BMJ* 2007;335:806–8.
19. Bingold TM, Lefering R, Zacharowski K, *et al.* Individual organ failure and concomitant risk of mortality differs according to the type of admission to ICU - A retrospective study of SOFA score of 23,795 patients. *PLoS One* 2015;10:e0134329.
20. Vincent JL, de Mendonça A, Cantraine F, *et al.* Use of the SOFA score to assess the incidence of organ dysfunction/failure in intensive care units: results of a multicenter, prospective study. Working group on 'sepsis-related problems' of the European society of intensive care medicine. *Crit Care Med* 1998;26:1793–800.
21. Arulkumaran N, Harrison DA, Brett SJ. Association between day and time of admission to critical care and acute hospital outcome for unplanned admissions to adult general critical care units: cohort study exploring the 'weekend effect'. *Br J Anaesth* 2017;118:112–22.
22. Ruiz M, Bottle A, Aylin PP. The global comparators project: international comparison of 30-day in-hospital mortality by day of the week. *BMJ Qual Saf* 2015;24:492–504.
23. Glance LG, Osler T, Li Y, *et al.* Outcomes are worse in US patients undergoing surgery on weekends compared with weekdays. *Med Care* 2016;54:608–15.
24. Worni M, Schudel IM, Østbye T, *et al.* Worse outcomes in patients undergoing urgent surgery for left-sided diverticulitis admitted on weekends vs weekdays. *Arch Surg* 2012;147:649.
25. Verma AM. Day of the week and surgical mortality. Hospital set up over the week explains difference in mortality for elective surgery. *BMJ* 2013;346:f3996.
26. Dubose J, Teixeira PG, Inaba K, *et al.* Measurable outcomes of quality improvement using a daily quality rounds checklist: one-year analysis in a trauma intensive care unit with sustained ventilator-associated pneumonia reduction. *J Trauma* 2010;69:855–60.
27. Pucher PH, Aggarwal R, Qurashi M, *et al.* Randomized clinical trial of the impact of surgical ward-care checklists on postoperative care in a simulated environment. *Br J Surg* 2014;101:1666–73.
28. Cavalcanti AB, Bozza FA, Machado FR, *et al.* Effect of a quality improvement intervention with daily round checklists, goal setting, and clinician prompting on mortality of critically ill patients: a randomized clinical trial. *JAMA* 2016;315:1480–90.
29. Neuz A, Guérin C, Payet C, *et al.* Patient mortality is associated with staff resources and workload in the ICU. *Crit Care Med* 2015;43:1587–94.
30. Brunot V, Landreau L, Corne P, *et al.* Mortality associated with night and weekend admissions to ICU with on-site intensivist coverage: results of a nine-year cohort study (2006–2014). *PLoS One* 2016;11:e0168548.