

Unified Total Synthesis of Pyrroloazocine Indole Alkaloids Sheds Light on Their Biosynthetic Relationship

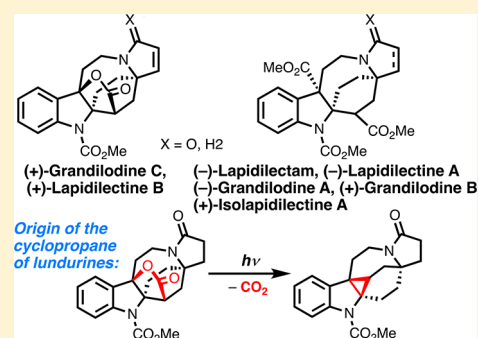
Fedor M. Miloserdov,[†] Mariia S. Kirillova,[†] Michael E. Muratore,[†] and Antonio M. Echavarren^{*,†,‡,§}

[†]Institute of Chemical Research of Catalonia (ICIQ), Barcelona Institute of Science and Technology, Av. Paisos Catalans 16, 43007 Tarragona, Spain

[‡]Departament de Química Orgànica i Analítica, Universitat Rovira i Virgili, C/Marcel·lí Domingo s/n, 43007 Tarragona, Spain

Supporting Information

ABSTRACT: The total synthesis of seven members of the lapidilectine and grandilodine family of alkaloids has been accomplished in racemic and enantiopure form without protection/deprotection of functional groups. The two key steps, an 8-*endo*-dig hydroarylation and a 6-*exo*-trig photoredox cyclization, were catalyzed using gold. A rationale for the formation of the cyclopropane ring of the lurdurines is also provided.



INTRODUCTION

Lapidilectines and grandilodines are indole alkaloids, isolated from peninsular Malaysia species *Kopsia grandifolia* D. J. Middleton, that feature lactone (1 and 2) or diester (3–7) motifs (Figure 1).^{1,2} Together with tenuisines and the cyclopropane-containing lurdurines isolated from *Kopsia tenuis* species,³ they represent a family of 16 indole alkaloids containing the common pyrroloazocine core. Preliminary studies on the biological activity of lapidilectines and

grandilodines demonstrated their ability to reverse multidrug resistance in vincristine-resistant cancer cells.²

The first total synthesis of (±)-lapidilectine B (1) was achieved by Pearson et al. in 25 steps.⁴ Only very recently, the total syntheses of (+)-lapidilectine B (1)/(+)-grandilodine C (2)⁵ and racemic grandilodine B (7)⁶ have been developed. However, a synthetic approach to lapidilectine A-type natural compounds 3–5 has not yet been disclosed. Our interest in *Kopsia* indole alkaloids launched with the discovery of a gold-catalyzed hydroarylation of alkynes that allows a fast access to the pyrroloazocine indole core of these natural compounds.⁷ On the basis of this strategy,⁸ we developed a concise total synthesis of lurdurines A–C.⁸

Besides the synthetic challenge the pyrroloazocine indole alkaloids pose,^{9,10} we were intrigued by the biosynthetic relationships among the main classes of this family of alkaloids and, in particular, fascinated by the origin of the cyclopropane ring of the lurdurines. Here we report a unified total synthesis of seven members 1–7 of the lapidilectine/grandilodine family streamlined by the use of two gold-catalyzed reactions for the key cyclization steps. With ready access to the main members of this natural product family, we have examined their chemical interconversions, uncovering that the cyclopropane ring can arise from the photochemical decarboxylation of a lactone. This photochemical origin differs from an early biosynthetic hypothesis¹¹ and is unprecedented among the many pathways that have been elucidated for the biosynthesis of cyclopropane-containing natural products.¹²

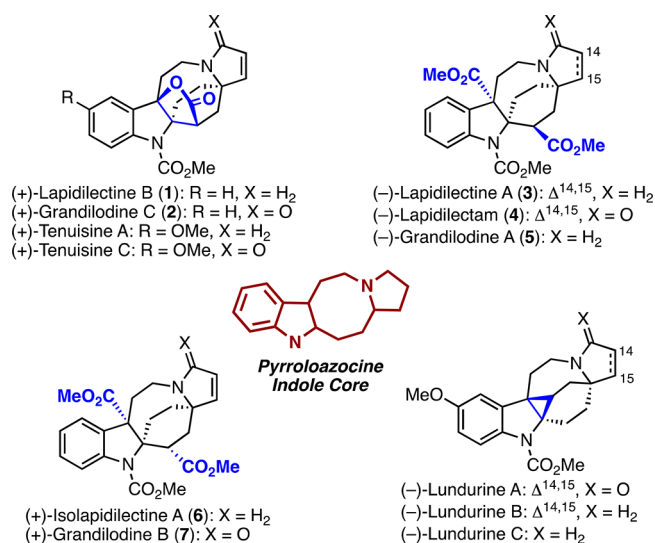


Figure 1. Pyrroloazocine indole alkaloids.

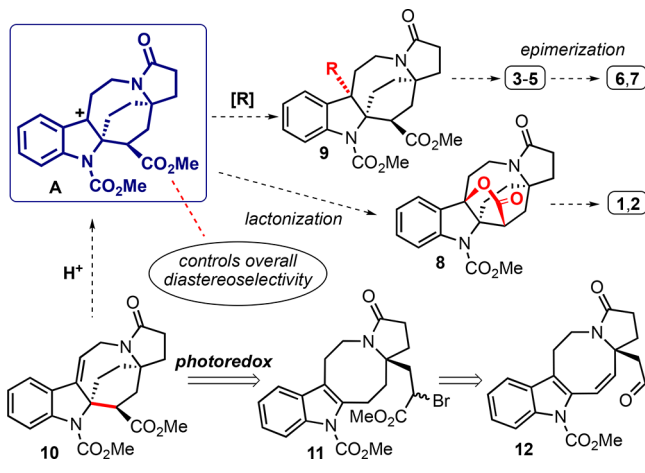
Received: December 20, 2017

Published: February 12, 2018

RESULTS AND DISCUSSION

We considered that compounds 1/2 and 3/4 might be biosynthetically connected through an oxidative decarboxylation¹³ via carbocation **A**, which could become a key intermediate for the synthesis of lactone **8**, or be treated with a carbon nucleophile to construct the quaternary stereocenter in **9** en route to diesters 3–7 (Scheme 1). The

Scheme 1. Bioinspired Unified Retrosynthesis of Lapidilectine/Grandilodine Family of Alkaloids

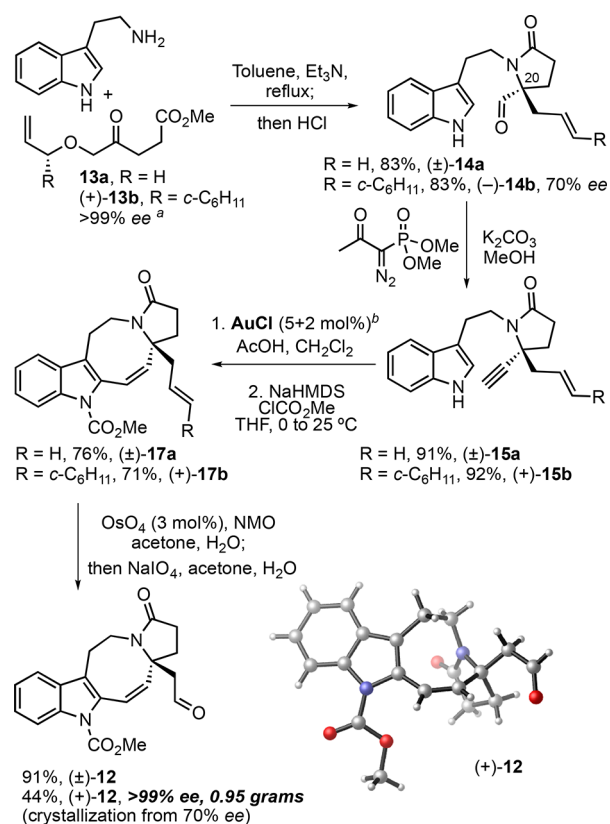


diastereoselectivity of the latter transformation would be controlled by the CO₂Me moiety, which shields one face of carbocation **A** from nucleophilic attack. Intermediate **A** could be readily accessed from alkene **10**, whose synthesis was envisioned through a radical photoredox-catalyzed cyclization of **11**. This process was expected to favor the formation of the product with an *endo*-methoxycarbonyl group. Precursor **11** could ultimately be obtained from aldehyde **12**, whose 5-OMe-analogue was an intermediate in our synthesis of the lundurines.⁸

Unified Total Synthesis. The synthesis of advanced pyrroloazocine compound **12** was realized in both enantiopure and racemic form in 5 steps, on gram scale, from commercially available tryptamine (Scheme 2). The first step in our synthetic sequence, a condensation/lactamization/Claisen rearrangement cascade of oxoesters **13a,b** with tryptamine occurred with high yield (83%) and for (+)-**13b** with a good level of chirality transfer from the allylic fragment to the C20 stereocenter (>99% ee for (+)-**13b** to 70% ee for (–)-**14b**).^{8,14} Aldehydes **14a,b** underwent a Seyferth–Gilbert homologation to give alkynes **15a,b**.

The Au-catalyzed cyclization of **15** was found to be more challenging than that of its 5-OMe derivative.⁸ In the presence of the standard AuCl-based catalytic system, the reaction stopped at an unsatisfactory ca. 60% conversion, due to catalyst decomposition. With ligand-stabilized cationic gold complex [IPrAu(NCCH₃)]SbF₆ (2 mol %), (±)-**15a** undergoes the gold-catalyzed cyclization with a satisfactory ca. 20:1 8-*endo*/7-*exo* selectivity. After subsequent reaction with methyl chloroformate and crystallization (removing traces of 7-*exo* product), (±)-**17a** was obtained in 65% yield over two steps.¹⁴ Alternatively, in the presence of acetic acid, the AuCl catalyst was found to be more stable,¹⁵ and full conversion could be achieved with 5 + 2 mol % catalyst loading (Scheme 2). The reaction proceeds with excellent 8-*endo* selectivity (>50:1

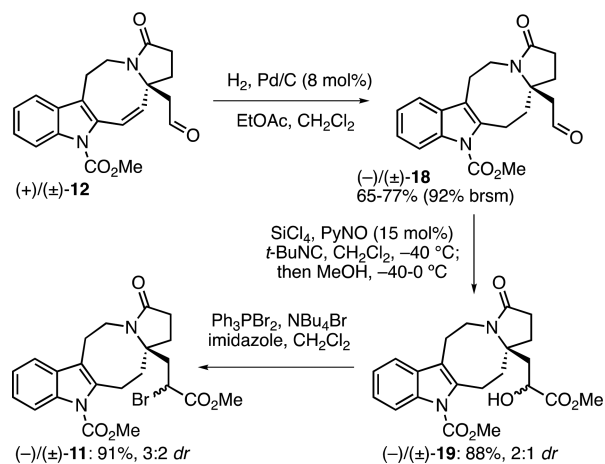
Scheme 2. Synthesis of Enantiopure Aldehyde Intermediate **12**



^aSee Supporting Information for the synthesis of (+)-**13b**. ^bInitial 5 mol % of AuCl catalyst employed, then additional 2 mol % added after 0.5–1 h to reach full conversion.¹⁴

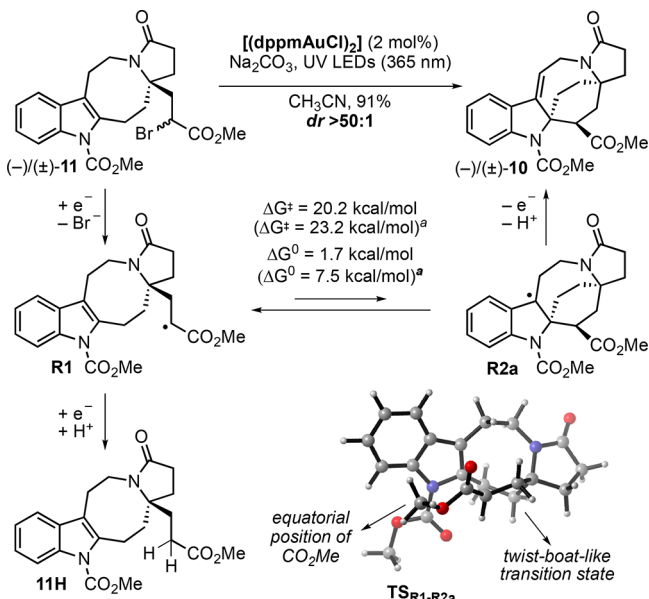
endo/exo) and with high yield (**16a,b**, 76–82%). After introducing the methylcarbamate, the exocyclic double bond of **17a,b** was cleaved by a one-pot OsO₄/NaIO₄ protocol to give aldehyde **12** in racemic and enantioenriched form. For the latter, the enantiomeric excess was enhanced from 70% to >99% by crystallization from acetone, and its absolute configuration was confirmed by high-resolution single-crystal X-ray diffraction.¹⁶

At this point the synthetic route diverges from the one previously developed for the lundurines.⁸ Hydrogenation of the double bond in **12** required carefully controlled conditions¹⁴ in order to prevent over-reduction of the indole into indoline. This was achieved with 10 wt % Pd/C catalyst in EtOAc/CH₂Cl₂ to give **18** in 65–77% and 92% brsm yields (Scheme 3). With aldehyde **18** in hand, we focused on the development of an approach to an ester-containing precursor for the radical cyclization. Current methods are essentially limited to cyanohydrin synthesis, requiring several steps and harsh conditions. Thus, seeking an alternative, our attention turned to the work of Denmark et al., where α -hydroxy methyl esters were synthesized from aldehydes and *t*-BuNC, in a Passerini-type reaction, with an exceptional functional group tolerance.¹⁷ To apply this transformation to compound **18**, we had to account for the presence of several Lewis-basic centers in the molecule, increasing the amount of SiCl₄ (4.35 equiv instead of 1.1 equiv) and raising the reaction temperature (from –74 to –40 °C).¹⁴ The α -hydroxy ester **19** was obtained in an excellent 88% yield,

Scheme 3. Synthesis of α -Bromo Ester **11**

while the relatively labile methylcarbamate remained intact (Scheme 3). Finally, bromide **11** was obtained in ca. 90% yield through an Appel-type reaction using a modified protocol.¹⁴

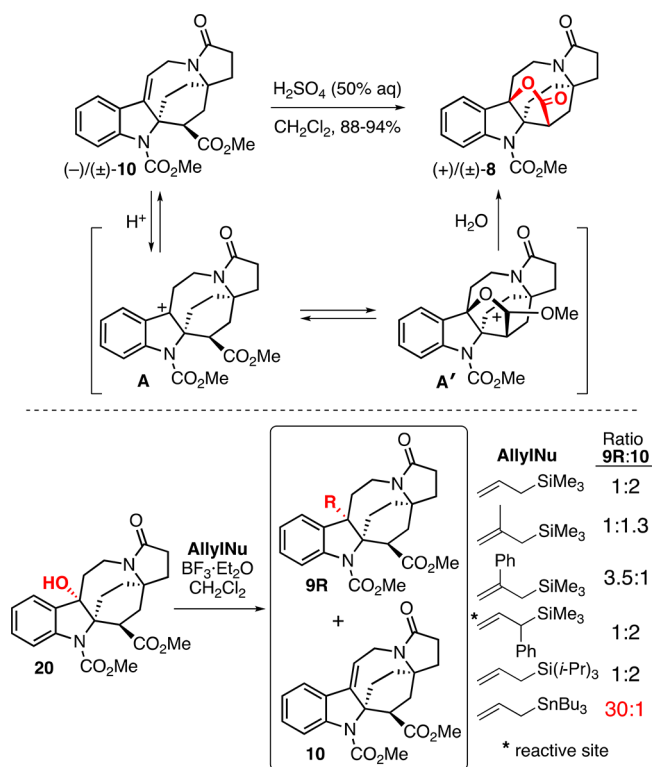
The photoredox process to build the rigid azabicyclic [4.2.2] skeleton was expected to be challenging, as it consists of a rare 6-*exo*-trig radical spirocyclization onto an indole through a transition state that cannot adopt a chairlike conformation.^{18,19} Nevertheless, our initial study employing [Ru(bpy)₃]Cl₂²⁰ showed that **11** indeed underwent cyclization to the key synthetic intermediate **10** with excellent endo-diastereoselectivity, which most likely originates from the CO₂Me group adopting an equatorial position in a twist-boat-like transition state (Scheme 4). However, the reaction did not reach full conversion because of catalyst decomposition, and several other evaluated catalytic systems did not provide a significant improvement.¹⁴ Remarkably, the digold photoredox catalyst [(dppmAuCl)₂] introduced by Barriault and co-workers²¹ showed an outstanding efficiency, leading to **10** in 91% yield (Scheme 4).

Scheme 4. Photoredox Cyclization of **11** into **10**

[‡]Values for *exo*-CO₂Me isomer (R2b).

The main challenge of the photoredox transformation presumably arises from the lack of driving force for the cyclization of the relatively stable α -CO₂Me radical **R1** into strained benzyl radicals **R2a** (*endo*-CO₂Me) and **R2b** (*exo*-CO₂Me). Density functional theory (DFT) calculations²² provided ΔG^\ddagger values of 20.2 and 23.2 kcal/mol for the cyclization of **R1** into **R2a** and **R2b**, respectively, which is in accord with the observed high endo-selectivity (Scheme 4). In addition, these barriers indicate that the radical cyclization is a relatively slow process, 4–6 orders of magnitude slower than a standard 6-*exo*-trig cyclization of 6-hepten-1-yl radical.¹⁴ Furthermore, from a thermodynamic point of view, the open form of radical **R1** was found to be even more stable than the cyclized radical intermediates ($\Delta G^\circ = 1.7$ kcal/mol for **R2a** and 7.5 kcal/mol for **R2b**). This suggests that the oxidation of benzylic radicals **R2** is the main driving force of the transformation that shifts the equilibrium between **R1** and **R2**. Both kinetic and thermodynamic data of the radical cyclization imply that **R1** may accumulate in the reaction medium, causing side-reactions and catalyst decomposition. For example, the undesired reduction of **R1** leads to **11H**, which was isolated and identified as the main byproduct in both Au- and Ru-catalyzed photoredox processes.¹⁴ This reduction into **11H** naturally results in the oxidation of the photoredox catalyst and ultimately leads to the deactivation of the catalytic system.²³ For [Ru(bpy)₃]Cl₂ catalyst, such a deactivation product, deep-purple *trans*-[Ru(bpy)₂Br₂]Br, was isolated and structurally characterized.¹⁴

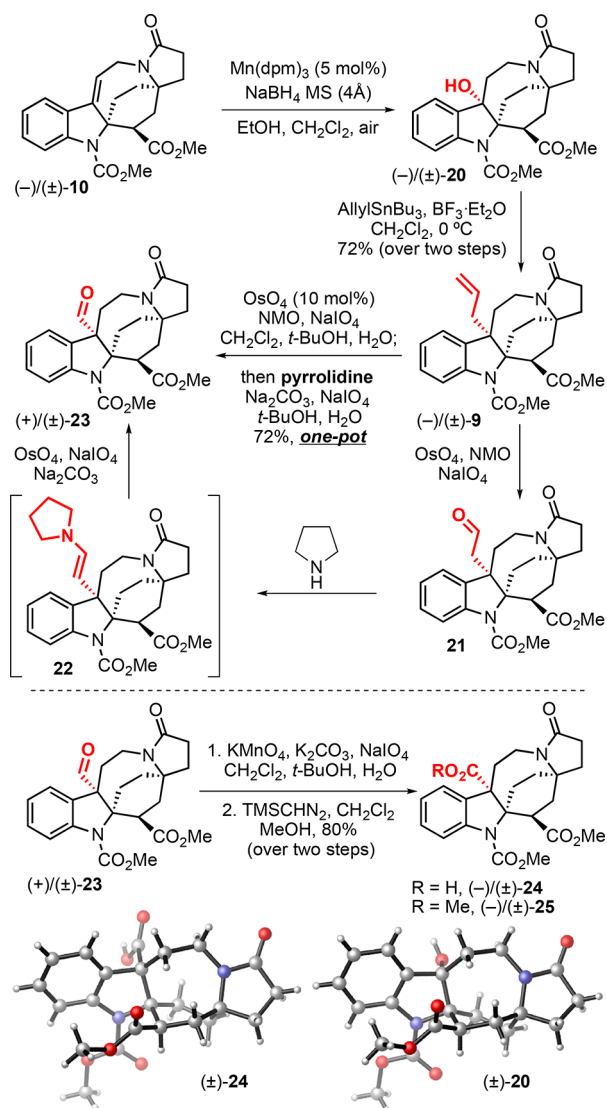
Alkene **10** was used as a precursor of benzylic carbocation **A**, a common intermediate in the synthesis of both lactones **1** and **2** and diesters **3–7** (Schemes 1 and 5). Under strong acidic conditions (50% aqueous H₂SO₄), the styrene moiety underwent protonation. The subsequent hydrolysis of the ester,

Scheme 5. Lactonization of **10** and Benzylic Allylation of **20**

presumably involving cyclized cation **A'** (see below), led to the desired lactone **8** (Scheme 5). Forging the quaternary carbon center bearing the benzylic CO₂Me group proved to be challenging. Besides the obvious increase in molecular strain, this transformation goes in the opposite direction to that of the proposed natural biosynthetic scheme, in which the benzylic C–C bond is cleaved, not constructed. Our scouting experiments suggested that carbocation **A** undergoes proton elimination, providing alkene **10** or lactonization into **8** faster than it reacts with carbon nucleophiles (*t*-BuNC, trimethylsilyl cyanide (TMSCN), anisole, or 1,3-dimethoxybenzene).¹⁴

We found that benzylic alcohol **20**, accessible from **10** via Mukaiyama hydration,²⁴ can partake in a Hosomi–Sakurai-type allylation with allylTMS,²⁵ providing the desired product **9**. Although promising, this result was not suitable for application in the total synthesis because **9** was formed together with alkene **10** as an inseparable mixture in ca. 1:2 ratio. Other allylic nucleophiles were tested (Scheme 5), and allylSnBu₃²⁶ demonstrated outstanding efficiency (ca. 30:1 ratio of **9/10**). Allylated product **9** was obtained in 72% yield over two steps as a single diastereomer (Scheme 6), confirming that the ester

Scheme 6. Introduction of Benzylic CO₂Me Group; X-ray Structures of (±)-20** and (±)-**24****



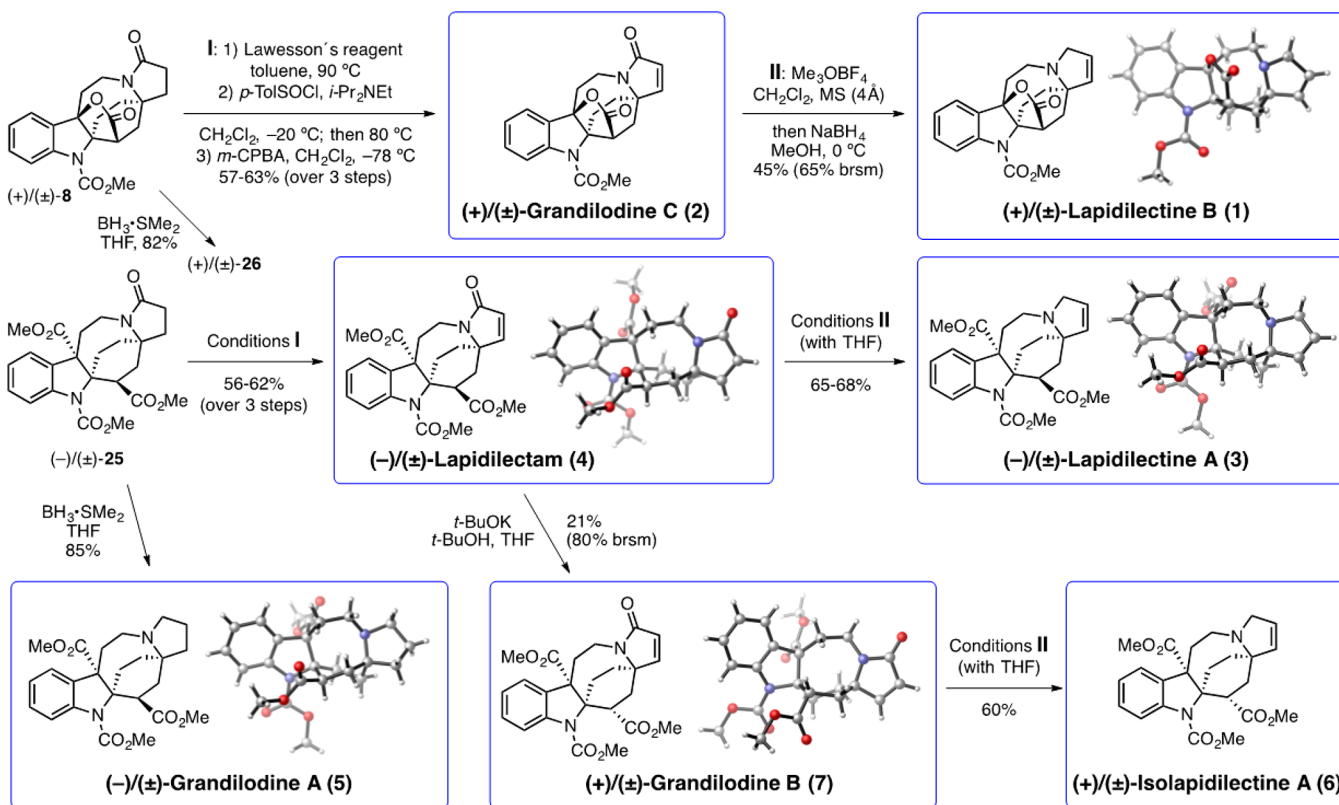
moiety provides sufficient steric hindrance to favor the exclusive attack of the nucleophile on one face of carbocation **A**. Our attempts to perform a one-pot radical cyclization/benzylic C–C bond construction were unsuccessful.^{14,27} The [(dppmAuCl)₂]-catalyzed photoredox cyclization of **11** in the presence of nucleophiles such as TMSCN and allylTMS led to elimination product **10**. Employing allylSnBu₃ (10 equiv) as nucleophile, this one-pot procedure provided a mixture of **9** and **10** in an unsatisfactory 1:2 ratio.²⁸

Two-carbon degradations of allyl moieties to aldehydes are typically performed through double-bond migration/ozonolysis sequence.²⁹ However, low conversion and difficult separation of isomeric alkenes made this strategy impractical in our case. To circumvent this issue, we envisioned to first cleave the double bond in **9** with OsO₄/NaIO₄ to aldehyde **21**, which could be further converted to an enamine that could undergo a second oxidative cleavage (Scheme 6).³⁰ Treating aldehyde **21** with pyrrolidine afforded enamine **22** quantitatively (¹H NMR), which was then fragmented to aldehyde **23**, under similar oxidative conditions. A base (Na₂CO₃) was utilized in the second C=C cleavage to efficiently generate the enamine intermediate and suppress the retro-Stork enamine alkylation reaction, which results in the formation of alkene **10** and/or alcohol **20** byproducts.¹⁴ As both events involved OsO₄/NaIO₄, we combined them, thereby developing a novel one-pot degradation of an allyl group to the two-carbon lower aldehyde homologue. With this strategy, **9** was converted into **23** in 72% yield.³¹ The oxidation of aldehyde **23** to carboxylic acid **24** was hampered by the steric hindrance of the substrate and the oxidative decarboxylation of the carboxylic acid product (see below). The oxidation under Pinnick conditions³² was found to be less selective than that with KMnO₄. Excess of oxidants (KMnO₄ and NaIO₄) was employed to minimize the side decarboxylation, presumably mediated by reduced manganese species. Finally, carboxylic acid **24** was converted into methyl ester **25** by treatment with TMS-diazomethane (80% yield over two steps).

Seven pyrroloazocine indole alkaloids were accessed from lactone **8** and diester **25** utilizing a unified end-game strategy (Scheme 7). The introduction of a double bond in (+)-**8** and (-)-**25** following Magnus' thioamide sequence^{8,33} provided (+)-grandilodine C (**2**) and (-)-lapidilectam (**4**), respectively. These results allowed us to revise the sign of the optical rotation for lapidilectam (**4**) from the previously reported^{1b} (+) to (-).¹⁴ Treatment of diester **4** under basic conditions led to a ca. 3.5:1 mixture of **4** and **7**, which could be separated, affording (+)-grandilodine B (**7**). The final reduction of amides **2**, **4**, and **7** with Me₃OBF₄/NaBH₄ led to (+)-lapidilectine B (**1**), (-)-lapidilectine A (**3**), and (+)-isolapidilectine A (**6**),¹⁴ while (-)-grandilodine A (**5**) and unnatural (+)-dihydrolapidilectine B (**26**) were synthesized by direct reduction of (-)-**25** and (+)-**8** with borane.

On the Biosynthesis of Pyrroloazocine Indole Alkaloids. With the natural products and synthetic intermediates in hand, we studied the biosynthetic relationships of pyrroloazocine indole alkaloids. The initial proposal contains a rare oxidative decarboxylation of a methyl ester in lapidilectine A-type diesters, followed by a heterolytic decarboxylation of the lactone, furnishing the cyclopropane of the luridurines (Scheme 8).^{11,14} However, to date, there is still no experimental support for this hypothesis. To probe the first decarboxylation event, we attempted to transform diester **25** into alcohol **20**, alkene **10**, or directly into lactone **8**. However, **25** was unreactive to SET

Scheme 7. Endgame: Diversification of Intermediates (+)-8 and (–)-25 into Seven Natural Products of the Lapidilectine/Grandilodine Family; X-ray Structures of (±)-1, (±)-3, (±)-4, (±)-5, and (±)-7



oxidation agents (ceric ammonium nitrate (CAN)), and no oxidation peak was observed (up to +2.0 V) by cyclic voltammetry. In contrast, the sodium salt of carboxylic acid **24** (oxidative potential peak of +0.9 V) underwent the desired oxidative decarboxylation with CAN in the presence of MeOH.³⁴ Under these conditions, a ca. 1:1 mixture of alkene **10** and the methyl ether of **20** (**20Me**) was formed. Treatment of this mixture with 50% aqueous sulfuric acid afforded lactone **8** in 62% NMR yield (Scheme 8).

Next, the hypothesis of heterolytic cleavage of lactones to cyclopropanes was tested. When lactone **8** was treated with KCl in wet dimethylsulfoxide (DMSO) at 85 °C for 17 h,³⁵ no cyclopropane product was observed. This led us to consider an alternative mechanism for the generation of the cyclopropane via homolytic photochemical decarboxylation of the γ -lactone.³⁶ To our delight, irradiation of lactone **8** with UVB light (300 nm) or UVC light (254 nm) gave the corresponding cyclopropane **27** in moderate NMR yield, with UVB wavelength being more selective and efficient (Scheme 8).

Finally, it was noticed that, despite their lower stability in comparison with the corresponding pyrrolones,¹⁴ 3-pyrrolines (lundurine B, lapidilectines A and B, isolapidilectine A, and tenuisine A) were isolated in significantly greater amounts,^{1a,2} suggesting that the pyrrolones (lundurine A, grandilodines B and C, lapidilectam, and tenuisine C) could arise from an auto-oxidation process. Indeed, synthetic lundurine B⁸ spontaneously converted (>50%) into lundurine A upon storage under air for 16 months.

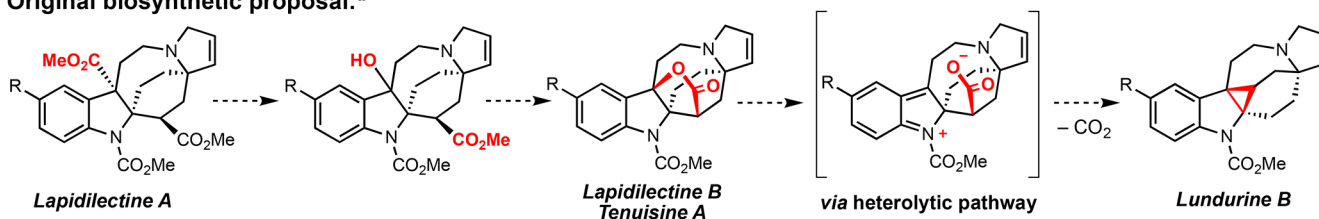
We suggest an alternative biosynthetic scheme that features carboxylic acids **28** as key intermediates and a homolytic mechanism for decarboxylation of lactone into cyclopropane. The new proposal is summarized in Scheme 8. It is in line with

the experimentally observed reactivity and additional DFT studies (see below).

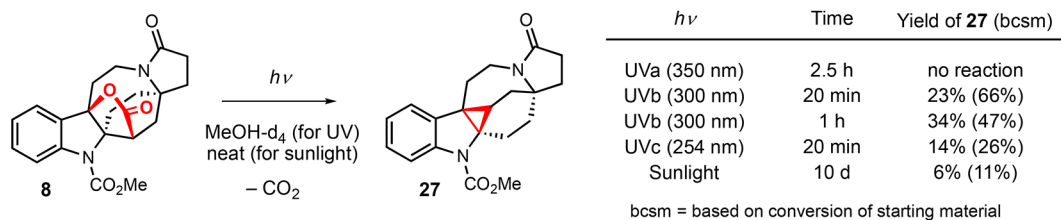
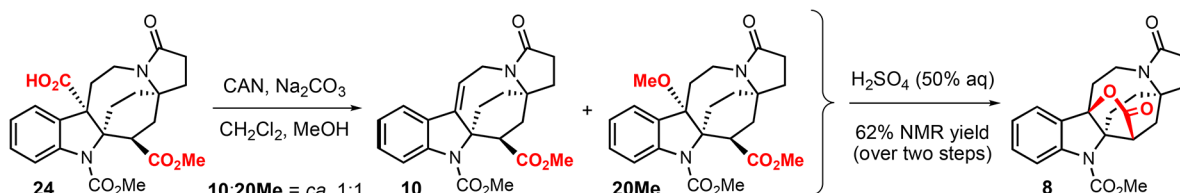
The new biosynthetic hypothesis starts with the hydrolysis of kopsijasminilam-type precursors to pyrroline-containing carboxylic acids **28** (Scheme 8). The close proximity between C20 and amide N atom in known kopsijasminilam-type structures³⁷ suggests that lactam hydrolysis might involve *N*-acyl ammonium cations **29** as key intermediates.^{38,39} Indeed, the DFT optimization²² of kopsijasminilam-type structures with planar amide and the carbocation at C20 led to more stable cations **29** that have short C20–N distances (ca. 1.62 Å), nonplanar nitrogen atoms, and elongated amide C21–N bonds (ca. 1.52 Å).¹⁴ This geometry resembles the one previously reported for *N*-alkylated twisted amides, which are prone to hydrolysis of N–CO bond.⁴⁰

Carboxylic acids **28** can be further converted into methyl esters lapidilectine A and isolapidilectine A. These compounds were previously proposed as precursors to lactones. Our experimental results suggest that this scenario is unlikely, but carboxylic acids **28** might undergo an oxidative decarboxylation/lactonization, leading to the formation of lactones lapidilectine B and tenuisine A. The proximity of the lactone carbonyl group and the pyrroline nitrogen atom in lapidilectine B (2.5 Å, X-ray structure, Scheme 7) suggests a possible intramolecular assistance of the latter in the lactonization process. While we were not able to obtain amino acid **28** or its 14,15-dihydro analogue to test this hypothesis experimentally, our DFT calculations²² support this possibility. On one hand, open benzylic carbocation **A** is more stable than closed carbocation **A'** by 5.3 kcal/mol (Scheme 9). This suggests that the lactonization of lactam derivatives is hampered by this unfavorable equilibrium. Experimentally, we indeed observed

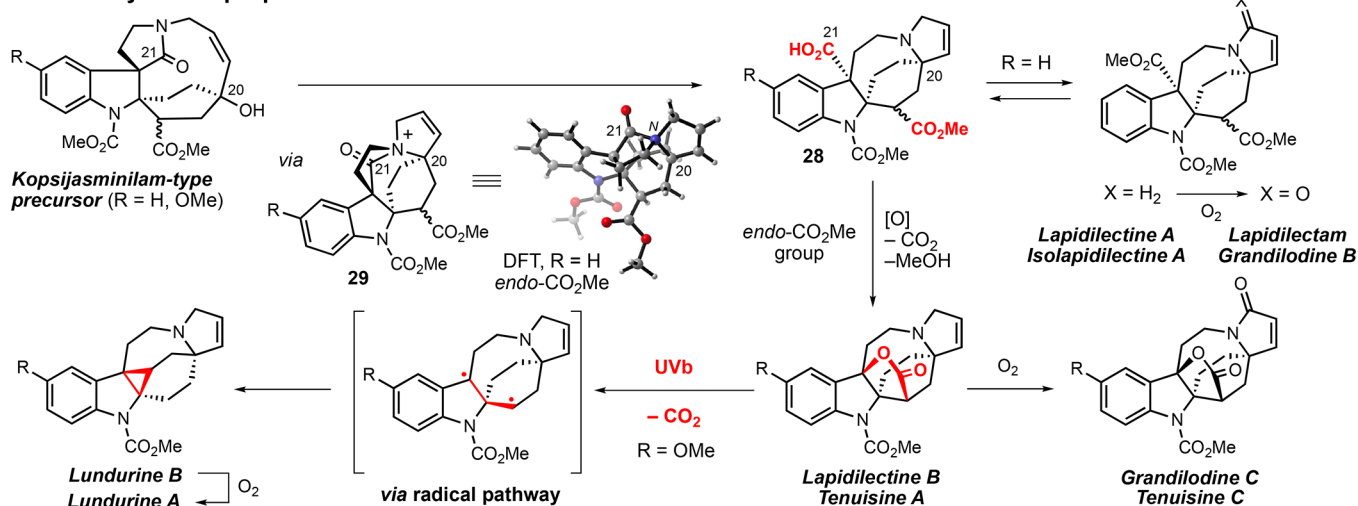
Scheme 8. Cyclopropane Formation by Stepwise Decarboxylation of Acid 24 and Lactone 8; Original and New Proposal for the Origin of the Cyclopropane of Lundurines

Original biosynthetic proposal:^a

Experimental results:



New biosynthetic proposal:



^aSimplified version. For the full scheme, see [Supporting Information](#) and ref 11.

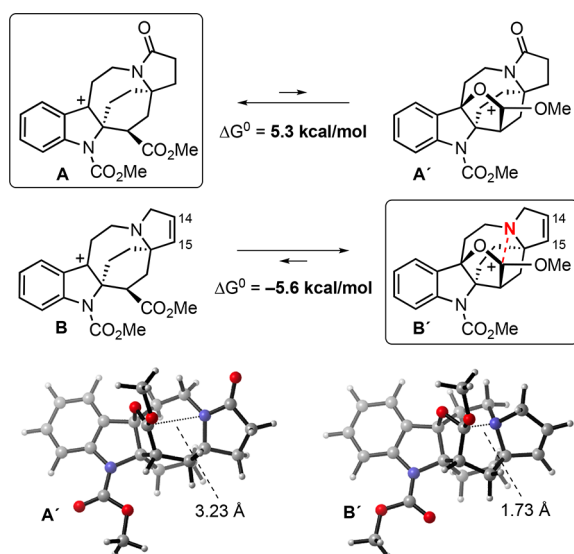
that this transformation only takes place efficiently in a strongly acidic medium, and that under milder conditions the major pathway observed is toward elimination product **10**. On the other hand, pyrroline-containing cation **B'** benefits from additional stabilization by the nitrogen and, in this scenario, is more stable than open benzylic cation **B** by 5.6 kcal/mol.⁴¹ This, in turn, suggests that the lactonization of pyrroline derivatives should be a favorable natural process.

The subsequent decarboxylation into cyclopropane may be a light-induced process, as was demonstrated experimentally for **8**. Tenuisine A, after a photochemical decarboxylation, would give Lundurine B, featuring a 3-pyrroline fragment. This transformation presumably proceeds with the initial excitation

of the arene system (absorption band at 290 nm in **1**, **2**, and **8**), which results in the homolytic cleavage of the benzylic C–O bond, which is perpendicular to the aromatic system. Irradiation of a thin film of neat **8** between two quartz plates with sunlight over 10 days also showed formation of **27**, suggesting the relevance of the photochemical decarboxylation in the biosynthetic scheme and the sufficiency of UVb light to trigger this transformation.⁴²

Finally, pyrrolines might undergo allylic oxidation, producing pyrrolones. As the decarboxylation of lactone and allylic oxidation do not require any specific enzyme, the corresponding compounds could have been formed after collection of the plant material and even can be artifacts of the isolation process.

Scheme 9. Relative Stability of Cation Intermediates A and A', and B and B'



CONCLUSIONS

In summary, we have developed concise total syntheses (11–19 steps) of enantiomerically pure (+)-lapidilectine B (1), (+)-grandilodine C (2), (–)-lapidilectine A (3), (–)-lapidilectam (4), (–)-grandilodine A (5), (+)-isolapidilectine A (6), (+)-grandilodine B (7), and unnatural (+)-dihydrolapidilectine B (26) by means of two highly efficient gold-catalyzed cyclization processes. The skeleton of grandilodines/lapidilectines (10) was assembled in only 9 steps and 16% overall yield from tryptamine. We also propose a new hypothesis of biosynthetic relationship among *Kopsia* pyrroloazocine indole alkaloids by means of two decarboxylation events: the elimination of a carboxylic acid to form a lactone and a photoinduced conversion into the cyclopropane present in the lundurines.

ASSOCIATED CONTENT

Supporting Information

The Supporting Information is available free of charge on the ACS Publications website at DOI: 10.1021/jacs.7b13484.

Additional details, theoretical calculations, experimental procedures, and characterization data (PDF)

Crystallographic data for [Ru(bpy)₂Br₂]Br (CIF)

Crystallographic data for (±)-1 (CIF)

Crystallographic data for (+)-2 (CIF)

Crystallographic data for (±)-2 (CIF)

Crystallographic data for (±)-3 (CIF)

Crystallographic data for (±)-4 (CIF)

Crystallographic data for (±)-5 (CIF)

Crystallographic data for (±)-7 (CIF)

Crystallographic data for (±)-10 (CIF)

Crystallographic data for (+)-12 (CIF)

Crystallographic data for (±)-20 (CIF)

Crystallographic data for (±)-23 (CIF)

Crystallographic data for (±)-24 (CIF)

Crystallographic data for (–)-25S2 (CIF)

AUTHOR INFORMATION

Corresponding Author

*aechavarren@iciq.es

ORCID

Michael E. Muratore: 0000-0002-3298-9381

Antonio M. Echavarren: 0000-0001-6808-3007

Notes

The authors declare no competing financial interest.

ACKNOWLEDGMENTS

We thank Agencia Estatal de Investigación (CTQ2016-75960-P MINECO/AEI/FEDER, UE), AEI-Severo Ochoa Excellence Accreditation 2014–2018 (SEV-2013-0319), the European Research Council (Advanced Grant no. 321066), the AGAUR (2014 SGR 818 and predoctoral fellowship to M.S.K.), and CERCA Program/Generalitat de Catalunya for financial support. M.E.M. acknowledges the receipt of a COFUND postdoctoral fellowship (Marie Skłodowska-Curie actions). We also thank the ICIQ X-ray diffraction unit for the crystallographic studies.

REFERENCES

- (1) (a) Awang, K.; Sévenet, T.; Hamid, A.; Hadi, A.; David, B.; País, M. *Tetrahedron Lett.* **1992**, *33*, 2493–2496. (b) Awang, K.; Sévenet, T.; País, M.; Hadi, A. H. A. *J. Nat. Prod.* **1993**, *56*, 1134–1139.
- (2) Yap, W.-S.; Gan, C.-Y.; Low, Y.-Y.; Choo, Y.-M.; Etoh, T.; Hayashi, M.; Komiyama, K.; Kam, T.-S. *J. Nat. Prod.* **2011**, *74*, 1309–1312.
- (3) Kam, T.-S.; Lim, K.-H.; Yoganathan, K.; Hayashi, M.; Komiyama, K. *Tetrahedron* **2004**, *60*, 10739–10745.
- (4) (a) Pearson, W. H.; Mi, Y.; Lee, I. Y.; Stoy, P. *J. Am. Chem. Soc.* **2001**, *123*, 6724–6725. (b) Pearson, W. H.; Lee, I. Y.; Mi, Y.; Stoy, P. *J. Org. Chem.* **2004**, *69*, 9109–9122.
- (5) Nakajima, M.; Arai, S.; Nishida, A. *Angew. Chem., Int. Ed.* **2016**, *55*, 3473–3476.
- (6) Wang, C.; Wang, Z.; Xie, X.; Yao, X.; Li, G.; Zu, L. *Org. Lett.* **2017**, *19*, 1828–1830.
- (7) (a) Ferrer, C.; Echavarren, A. M. *Angew. Chem., Int. Ed.* **2006**, *45*, 1105–1109. (b) Ferrer, C.; Amijs, C. H. M.; Echavarren, A. M. *Chem. - Eur. J.* **2007**, *13*, 1358–1373. (c) Ferrer, C.; Escibano-Cuesta, A.; Echavarren, A. M. *Tetrahedron* **2009**, *65*, 9015–9020. (d) Muratore, M. E.; Echavarren, A. M. Gold-Catalyzed Hydroarylation of Alkynes. In *The Chemistry of Organogold Compounds*; Rappoport, Z., Liebman, J. F., Marek, I., Eds.; John Wiley & Sons, Ltd.: Chichester, U.K., 2015; pp 805–900.
- (8) Kirillova, M. S.; Muratore, M. E.; Dorel, R.; Echavarren, A. M. *J. Am. Chem. Soc.* **2016**, *138*, 3671–3674.
- (9) Schultz, E. E.; Pujanauski, B. G.; Sarpong, R. *Org. Lett.* **2012**, *14*, 648–651.
- (10) (a) Kirillova, M. S.; Miloserdov, F. M.; Echavarren, A. M. *Org. Chem. Front.* **2018**, *5*, 273–287. (b) Arai, S.; Nakajima, M.; Nishida, A. Total Synthesis of Lundurine and Related Alkaloids: Synthetic Approaches and Strategies. In *The Alkaloids: Chemistry and Biology*; Knölker, H.-J., Ed.; Academic Press: Cambridge, MA, 2017; Vol. 78, pp 167–204.
- (11) Kam, T.-S.; Lim, K.-H. Alkaloids of *Kopsia*. In *The alkaloids chemistry and biology*; Cordell, G. A., Ed.; Academic Press: London, 2008; Vol. 66, pp 1–111.
- (12) Wessjohann, L. A.; Brandt, W.; Thiemann, T. *Chem. Rev.* **2003**, *103*, 1625–1647.
- (13) Li, T.; Huo, L.; Pulley, C.; Liu, A. *Bioorg. Chem.* **2012**, *43*, 2–14.
- (14) See Supporting Information for details.
- (15) For a discussion about Brønsted acid effect in Au-catalyzed alkyne hydroarylation with indole, see: Zhang, L.; Wang, Y.; Yao, Z.-J.; Wang, S.; Yu, Z.-X. *J. Am. Chem. Soc.* **2015**, *137*, 13290–13300.

- (16) Escudero-Adán, E. C.; Benet-Buchholz, J.; Ballester, P. *Acta Crystallogr., Sect. B: Struct. Sci., Cryst. Eng. Mater.* **2014**, *70*, 660–668.
- (17) (a) Denmark, S. E.; Fan, Y. *J. Am. Chem. Soc.* **2003**, *125*, 7825–7827. (b) Denmark, S. E.; Fan, Y. *J. Org. Chem.* **2005**, *70*, 9667–9676.
- (18) Bar, G.; Parsons, A. F. *Chem. Soc. Rev.* **2003**, *32*, 251–263.
- (19) To the best of our knowledge there are only two other examples of 6-*exo*-trig radical spirocyclization on indole, which occurred in 43%^{19a} and 10–13%^{19b} yield: (a) Flanagan, S. R.; Harrowven, D. C.; Bradley, M. *Tetrahedron Lett.* **2003**, *44*, 1795–1798. (b) Bremner, J. B.; Sengpracha, W. *Tetrahedron* **2005**, *61*, 5489–5498.
- (20) (a) Furst, L.; Matsuura, B. S.; Narayanam, J. M. R.; Tucker, J. W.; Stephenson, C. R. *J. Org. Lett.* **2010**, *12*, 3104–3107. (b) Erdenebileg, U.; Demissie, T. B.; Hansen, J. H. *Synlett* **2017**, *28*, 907–912.
- (21) (a) Revol, G.; McCallum, T.; Morin, M.; Gagosz, F.; Barriault, L. *Angew. Chem., Int. Ed.* **2013**, *52*, 13342–13345. (b) Kaldas, S. J.; Cannillo, A.; McCallum, T.; Barriault, L. *Org. Lett.* **2015**, *17*, 2864–2866.
- (22) DFT calculations were carried out using the Gaussian09 program package at PCM (acetonitrile or water)-B3LYP/6-311+G(2d,2p)//B3LYP/6-31+G(d,p) level of theory.¹⁴
- (23) (a) Devery, J. J., III; Douglas, J. J.; Nguyen, J. D.; Cole, K. P.; Flowers, R. A., II; Stephenson, C. R. *J. Chem. Sci.* **2015**, *6*, 537–541. (b) Xie, J.; Li, J.; Weingand, V.; Rudolph, M.; Hashmi, A. S. K. *Chem. - Eur. J.* **2016**, *22*, 12646–12650.
- (24) (a) Isayama, S.; Mukaiyama, T. *Chem. Lett.* **1989**, *18*, 1071–1074. (b) Sugimori, T.; Horike, S.-i.; Tsumura, S.; Handa, M.; Kasuga, K. *Inorg. Chim. Acta* **1998**, *283*, 275–278. (c) Magnus, P.; Payne, A. H.; Waring, M. J.; Scott, D. A.; Lynch, V. *Tetrahedron Lett.* **2000**, *41*, 9725–9730.
- (25) (a) Hosomi, A.; Sakurai, H. *Tetrahedron Lett.* **1976**, *17*, 1295–1298. (b) Cella, J. A. *J. Org. Chem.* **1982**, *47*, 2125–2130.
- (26) (a) Hosomi, A.; Iguchi, H.; Endo, M.; Sakurai, H. *Chem. Lett.* **1979**, *8*, 977–980. (b) Kim, H.; Lee, D. *Synlett* **2015**, *26*, 2583–2587.
- (27) For an example of one-pot radical indole functionalization/benzylic C–C bond construction, see: Alpers, D.; Hoffmann, F.; Brasholz, M. *Synlett* **2017**, *28*, 919–923.
- (28) For examples of one-pot radical addition/allylSnR₃ trapping, see: (a) Keck, G. E.; Kordik, C. P. *Tetrahedron Lett.* **1993**, *34*, 6875–6876. (b) Sibi, M. P.; Chen, J. *J. Am. Chem. Soc.* **2001**, *123*, 9472–9473. (c) Murai, K.; Katoh, S.-I.; Urabe, D.; Inoue, M. *Chem. Sci.* **2013**, *4*, 2364–2368. (d) Hashimoto, S.; Katoh, S.-I.; Kato, T.; Urabe, D.; Inoue, M. *J. Am. Chem. Soc.* **2017**, *139*, 16420–16429.
- (29) Sunazuka, T.; Yoshida, K.; Kojima, N.; Shirahata, T.; Hirose, T.; Handa, M.; Yamamoto, D.; Harigaya, Y.; Kuwajima, I.; Omura, S. *Tetrahedron Lett.* **2005**, *46*, 1459–1461.
- (30) The direct one-carbon cleavage of aldehyde **21** was not successful. For conditions, see: Belotti, D.; Andreatta, G.; Pradaux, F.; BouzBouz, S.; Cossy, J. *Tetrahedron Lett.* **2003**, *44*, 3613–3615.
- (31) For an alternative two step approach for allyl group two-carbon degradation via ene reaction with DEAD, see: Mason, J. D.; Weinreb, S. M. *Angew. Chem., Int. Ed.* **2017**, *56*, 16674–16676.
- (32) Bal, B. S.; Childers, W. E.; Pinnick, H. W. *Tetrahedron* **1981**, *37*, 2091–2096.
- (33) Magnus, P.; Pappalardo, P. A. *J. Am. Chem. Soc.* **1986**, *108*, 212–217.
- (34) Boscá, F.; Martínez-Máñez, R.; Miranda, M. A.; Primo, J.; Soto, J.; Vaño, L. *J. Pharm. Sci.* **1992**, *81*, 479–482.
- (35) Tanaka, M.; Ubukata, M.; Matsuo, T.; Yasue, K.; Matsumoto, K.; Kajimoto, Y.; Ogo, T.; Inaba, T. *Org. Lett.* **2007**, *9*, 3331–3334.
- (36) (a) Givens, R. S.; Oettle, W. F. *J. Org. Chem.* **1972**, *37*, 4325–4334. (b) Greene, A. E.; Muller, J.-C.; Ourisson, G. *Tetrahedron Lett.* **1971**, *12*, 4147–4149.
- (37) For the X-ray structures of kopsijasminilam-type compounds, see: Magnus, P.; Hobson, L. A.; Westlund, N.; Lynch, V. *Tetrahedron Lett.* **2001**, *42*, 993–997.
- (38) Similar activation of the amide via electrophilic attack at the nitrogen atom was suggested to explain the high yield of the Friedel–Crafts cyclization step in the Ziegler’s classic synthesis of quebrachamine: (a) Ziegler, F. E.; Kloek, J. A.; Zoretic, P. A. *J. Am. Chem. Soc.* **1969**, *91*, 2342–2346. (b) Amat, M.; Lozano, O.; Escolano, C.; Molins, E.; Bosch, J. *J. Org. Chem.* **2007**, *72*, 4431–4439.
- (39) (a) *N*-acyl ammonium cations **29** might be also generated in the course of the fragmentation of lahadinine³⁷ and kopsidasine-type^{39b,c} natural compounds.¹⁴ (b) Magnus, P.; Gazzard, L.; Hobson, L.; Payne, A. H.; Rainey, T. J.; Westlund, N.; Lynch, V. *Tetrahedron* **2002**, *58*, 3423–3443. (c) Kuehne, M. E.; Li, Y.-L.; Wei, C.-Q. *J. Org. Chem.* **2000**, *65*, 6434–6440.
- (40) Hu, F.; Lalancette, R.; Szostak, M. *Angew. Chem., Int. Ed.* **2016**, *55*, 5062–5066.
- (41) Similarly, the pyrrolidine-containing analogues of **B** and **B'** (14,15-dihydro; **C** and **C'**) were calculated, and analogously, the cyclized form **C'** was found to be 6.9 kcal/mol more stable than open-form **C**.¹⁴
- (42) The photochemical decarboxylation of lactone **8** to cyclopropane provides a biomimetic entry to the lundurines, although our previously developed synthetic scheme⁸ is superior in terms of number of steps and overall efficiency.