

The effectiveness of aromatherapy, massage and reflexology in people with palliative care needs: A systematic review

Palliative Medicine
2020, Vol. 34(2) 179–194
© The Author(s) 2019



Article reuse guidelines:
sagepub.com/journals-permissions
DOI: 10.1177/0269216319884198
journals.sagepub.com/home/pmj



Bridget Candy¹, Megan Armstrong¹, Kate Flemming²,
Nuriye Kupeli¹, Patrick Stone¹, Victoria Vickerstaff¹ and Susie Wilkinson³

Abstract

Background: Aromatherapy, massage and reflexology are widely used in palliative care. Despite this, there are questions about their suitability for inclusion in clinical guidelines. The need to understand their benefits is a public priority, especially in light of funding pressures.

Aim: To synthesise current evidence on the effectiveness of aromatherapy, massage and reflexology in people with palliative care needs.

Design: A systematic review of randomised controlled trials (PROSPERO CRD42017081409) was undertaken following international standards including Cochrane guidelines. The quality of trials and their pooled evidence were appraised. Primary outcomes on effect were anxiety, pain and quality-of-life.

Data sources: Eight citation databases and three trial registries were searched to June 2018.

Results: Twenty-two trials, involving 1956 participants were identified. Compared with a control, four evaluated aromatherapy, eight massage and six reflexology. A further four evaluated massage compared with aromatherapy. Trials were at an unclear risk of bias. Many had small samples. Heterogeneity prevented meta-analysis. In comparison with usual care, another therapy or an active control, evidence on the effectiveness of massage and aromatherapy in reducing anxiety, pain and improving quality-of-life was inconclusive. There was some evidence (low quality) that compared to an active control, reflexology reduced pain.

Conclusions: This review identified a relatively large number of trials, but with poor and heterogeneous evidence. New clinical recommendations cannot be made based on current evidence. To help provide more definitive trial findings, it may be useful first to understand more about the best way to measure the effectiveness of these therapies in palliative care.

Keywords

Complementary therapies, palliative care, anxiety, pain, quality of life, systematic review

What is already known about the topic?

- Aromatherapy, massage and reflexology are widely used in palliative care.
- Patients themselves often report that these therapies are helpful.
- It is important to demonstrate value for money in health care service provision including in palliative care.

What this paper adds?

- This is the first systematic review to focus on aromatherapy, massage and reflexology in palliative care and to synthesise the evidence using established systematic review methodology.
- Low-quality trials, and differences in the nature of the comparison arms and in the type of evaluation between trials made it difficult to draw any firm conclusions about the effectiveness of these therapies.

¹Marie Curie Palliative Care Research Department, Division of Psychiatry, University College London, London, UK

²Department of Health Sciences, University of York, York, UK

³Palliative Care Institute Liverpool, University of Liverpool, Liverpool, UK

Corresponding author:

Bridget Candy, Marie Curie Palliative Care Research Department, Division of Psychiatry, University College London, 149 Tottenham Court Road, London W1T 7NF, UK.
Email: b.candy@ucl.ac.uk

Implications for practice, theory or policy

- Although there was limited evidence on the effectiveness of aromatherapy, massage and reflexology equally no evidence of harm was reported.
- Heterogeneity across the body of trials suggests the need for theoretical research to understand more clearly how complementary therapies are delivered in palliative care and the best way to measure any purported benefits.

Background

People with advanced illness can experience a range of problems, such as anxiety, fatigue and pain,¹ for which conventional treatments may not provide sufficient relief. In these circumstances, people may seek complementary therapies as adjuncts to conventional care. Complementary therapies may be offered as part of a holistic package in palliative care settings such as hospices. In the United Kingdom, a significant proportion of the funding for palliative care is from the government. As with all public expenditure, there is a need to demonstrate value for money. Without clear evidence derived from robustly designed studies, the place of publicly funded complementary therapy services is already in question.^{2,3}

A systematic review on the effectiveness of aromatherapy, massage and reflexology in palliative care is needed for several reasons. In a UK national prioritisation initiative, research about the benefits of complementary therapies in palliative care was identified as a public and clinical health priority.⁴ Aromatherapy, massage and reflexology are some of the most popular complementary therapies among the general public.⁵ In the United Kingdom, these three therapies are commonly offered in palliative care settings. While these therapies may not cause harm, it is important to confirm this as well as their benefits. Their provision incurs service costs even though in palliative care settings they may often be provided by therapists volunteering their services.⁶ Costs can include dedicated room use, massage couches, reception services and materials for the therapies. There are a number of trials that have evaluated these therapies, but there has been limited systematic, critical review of the evidence about the effectiveness of these therapies in palliative care. Such a review will generate conclusions beyond single studies, instead evidence from across studies can be critiqued, compared and pooled together. Thereby it will be able to provide more informed recommendations for funders, clinical providers and practitioners, and for future research.

It is important to look at evidence specific to palliative care, as conclusions drawn from elsewhere may not necessarily accommodate the different requirements that are relevant to people at a palliative stage of their illness. People with advanced illness frequently experience increased frailty and co-morbidities, and it is possible that the effects of any treatments or therapies in this situation

may be different from those experienced in other situations. The criteria by which the success or otherwise are judged may also differ, for instance, it may not be possible for a dramatic improvement in symptoms to occur when someone is terminally ill and their condition is deteriorating day-by-day. The preferred ways the therapies may be provided and the expectations in this population compared with those less compromised and not facing existential issues may also differ.

It is important to highlight here that there are existing reviews of complementary therapies in palliative care. These reviews took a broader and different focus on the literature. For example, two reviews looked at both complementary and alternative medicines.^{7,8} Their search strategies did not include terms to describe different types of complementary therapies, thereby studies on specific therapies are likely to have been missed. Moreover, they only included studies written in the English language. Since some complementary therapies including reflexology have their roots in Eastern countries, for example, China, the reviewers may have missed studies published only in other languages. These reviews also included in their search strategy terms to describe specific symptoms of pain, nausea, vomiting, anxiety, fatigue, insomnia and dyspnoea; therefore, any trials that did not consider these specific symptoms would not have been identified. The Preferred Reporting Items for Systematic Reviews and Meta-Analysis (PRISMA) was used in the most recent review.⁹ However, new methodological advances¹⁰ have led to an ongoing update of PRISMA.¹¹ In the systematic review presented in this article the focus and methods differ. We critically review, using current standard Cochrane methods that include methodological advances post publication of PRISMA,¹²⁻¹⁴ evidence from trials of complementary therapies commonly provided in palliative care settings.

Objectives

To examine the current evidence on the effectiveness of aromatherapy, massage and reflexology in people who are at a palliative stage of an illness.

Method

The review protocol is registered on PROSPERO (CRD42017081409). The systematic review approach followed Cochrane guidelines on the evaluation of evidence

from randomised controlled trials on effectiveness.^{10,13} The Template for Intervention Description and Replication (TIDieR) was used to ensure we extracted key features of the intervention.¹² The Grades of Recommendation, Assessment, Development and Evaluation (GRADE) tool was used to provide a level of the quality of evidence per primary outcome on effectiveness.^{14–16} It provides a structured and transparent approach for rating confidence in estimates of effect.

Inclusion and exclusion criteria

Types of studies. Studies were included if they were randomised controlled trials (RCTs).

Types of participants. People aged 18 years or over in a palliative care setting (e.g. hospices) or who were described by the authors as having an advanced disease such as metastatic cancer or renal failure. We included studies of patients at an earlier stage of disease, if at least 50% of the sample were described as palliative or at an advanced stage.

Types of intervention and comparison. Aromatherapy, massage and/or reflexology. There was no restriction on how the intervention was provided or who provided it. There was no restriction on what the comparative arm involved. This could involve, for example, usual care or another type of intervention. Restrictions were not applied as we wanted to capture all trial evaluations. In our analysis, we distinguish between different characteristics in mode of delivery and type of comparison.

Studies were not restricted to English language. We did not include studies involving as the only recipients of the therapy children or family carers.

Types of outcome measures

The primary outcomes of interest were impact within a week of the end of the intervention on anxiety, pain and quality-of-life, and the occurrence of adverse events. Anxiety, pain and quality-of-life were selected as they are common issues in palliative care and are often the focus of evaluation in trials of complementary therapy. Secondary outcomes included mood, sleep and physical symptoms other than pain. We also sought measures of care satisfaction, such as self-report and attrition.

Data sources and searches

Database searches were conducted from inception to June 2018 in The Cochrane Trials Register, MEDLINE, EMBASE, PsycINFO, AMED, CINAHL, KoreaMed and ProQuest. Variations of the terms 'palliative', 'aromatherapy', 'massage' and 'reflexology' were used as search

terms (see supplementary material). The MetaRegister of controlled trials, clinicaltrials.gov and The WHO Trials Registry were also searched. For any relevant studies, we checked their reference lists and reviewed papers citing the study, and sought contact with authors to ask if they knew of any studies we had missed.

Study selection

Screening was undertaken in duplicate independently. One author (M.A.) screened all citations (records of title with if available abstract) and other authors (B.C./N.K./S.W.) each screened a third. When a citation appeared relevant, or did not have sufficient information to decide, we retrieved the full-text paper. Should we have found any discrepancies in eligibility at screening and at full-text, we planned for these to be discussed for resolution by the wider review team. We documented reasons at full-text for any studies excluded.

Data extraction

Using Cochrane and TIDieR reporting guidelines, data were extracted for each study by one reviewer (M.A./B.C.) and checked by a second (B.C./V.V.).^{12,13} Key trial characteristics were extracted. These included type of trial, aim, demographics of participants, number of participants randomised and number analysed, details about the content of the intervention and comparison, interventionist, number of sessions, length of sessions, duration, and when and how the outcomes were measured. Where information was lacking, we attempted to contact the authors.

Risk of bias

One author (M.A.) assessed risk of bias for each study using the criteria recommended by the Cochrane Collaboration;¹³ this was checked by a second (B.C.) resolving any disagreements by discussion. We assessed risk relating to selection, performance, detection, attrition and sample size.

Statistical analysis

Results were analysed according to type of therapy. At baseline where there were substantial differences between trial arms in key characteristics (such as psychological or physical symptoms), we did not report the trial findings because these difference may have obscured any differential effect between arms. When treatment effects were reported as continuous variables, we extracted (if appropriate) the mean difference (MD) between trial arms. When effects were reported as dichotomous, we extracted (if appropriate) the relative risk (RR) and confidence intervals (CI). If we were unable to standardise results to a RR or MD between trial arms, we report

Box 1. Quality of evidence grades.

Quality of evidence Grades	Interpretation of Grades
High	We were very confident that the true effect lies close to that of the effect estimate.
Moderate	We were moderately confident in the effect estimate. The true effect is likely to be close to the effect estimate, but there is a possibility that it is substantially different.
Low	Our confidence in the effect estimate was limited. The true effect may be substantially different from the effect estimate.
Very low	We had very little confidence in the effect estimate. The true effect is likely to be substantially different from the effect estimate.

Box 2. Criteria for judging quality of the evidence.

Criteria for judging quality	Detail on criteria
Risk of bias of contributing studies	This was based on the risk of bias assessment described above. For instance, if most information is from studies at an unclear risk of bias then downgrading by one level may be appropriate as it is likely that there is plausible bias that could seriously alter the results.
Indirectness of evidence	Whether the population, intervention, control or outcomes were not directly relevant to this review. For instance, if the focus of the review is only adults but the studies included involved participants of all ages.
Inconsistency of the results	For example, if the individual studies yielded widely differing estimates of effect. If only one study was identified, this could not be judged; however, downgrading would occur if appropriate for other reasons such as imprecision or risk of bias if sample size was small.
Imprecision of results	If a wide confidence interval was identified which represented uncertainty of the magnitude of the estimated effect, or a limited number of events, then evidence would be downgraded.
The probability of publication bias	Whether there is under or over estimation of impact due to selective publication of the studies. This can be assessed by looking at the pattern of the study results, in particular, if small studies tend to report results in a particular direction compared with larger studies. The presence of small studies alone is not necessarily an indication of this bias.

alternative statistical results as presented in the relevant paper. We considered, as detailed in our PROSPERO protocol, combining data across trials in a meta-analysis. It was based on sufficient homogeneity in key characteristics across more than two trials. Due to the nature of the included studies, a priori analysis was not feasible.

Quality of evidence

We used the GRADE system to assess the quality of the evidence of the primary outcomes on symptoms and quality of life.^{14,15} Evidence is graded as either, high, moderate, low or very low. We first assumed that the quality of the evidence was high, and downgraded by one level if there were serious limitations in risk of bias, indirectness, inconsistency, imprecision or publication bias (Boxes 1 and 2).

In certain circumstances, for very serious limitations, we adjusted the overall rating by several levels for a particular outcome as recommended by GRADE guidelines.¹⁶ For example, where there were so few data that the results were highly susceptible to the random play of chance.

Judgements were made by one author (B.C.) and checked by another (M.A.). Any disagreements were resolved through discussion, or where necessary, with reference to another author.

Results

The database search yielded 13,304 unique citations. At screening 179 were deemed to be potentially relevant. At full-text we excluded 157. This exclusion was most commonly because the study population was not at a palliative stage of a disease ($n=46$). These included, for example, studies of healthy populations, and patient populations with progressive diseases but not at a palliative stage. Twenty-two RCTs met the inclusion criteria^{17–38} (Figure 1).

Included studies

The included trials involved 1,956 participants, with most ($n=17$) having samples of less than 50 participants per trial arm. Eight studies evaluated aromatherapy, 12 massage, and six reflexology. Of these, four compared aromatherapy with massage. Most involved participants with advanced cancer ($n=15$). One of the other trials involved participants with end-of-life AIDS,²⁹ another end-stage renal disease,¹⁷ and five participants with palliative needs with no details on their disease.^{18,23,24,26,36} Most trials had been conducted in the United States ($n=9$) or the United Kingdom ($n=7$). Others were conducted in Iran ($n=2$), Germany ($n=1$), China ($n=1$), Poland ($n=1$) and Taiwan

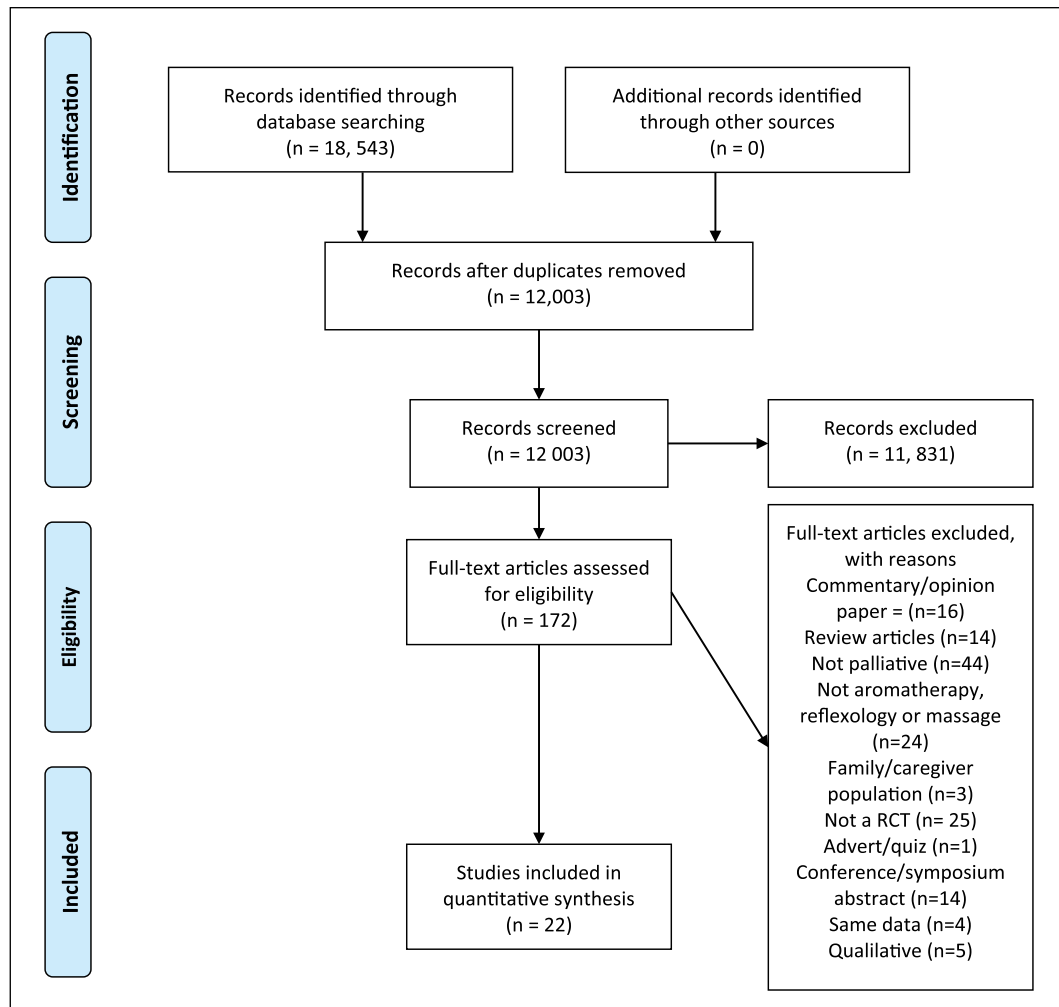


Figure 1. PRISMA flow chart.

(n=1). All trials were published in English. In most of the trials, the main follow-up time point was immediately post intervention (n=15) (Table 1).

For the eight trials involving aromatherapy, two provided this by inhaling oil only.^{17,36} The other six provided aromatherapy in the form of a massage with essential oils. Sessions ranged from a one-off 10-min session³⁶ to eight 1-h sessions over 10 weeks.²⁰ In two, the intervention was delivered at the participants' homes,^{17,18} in two in a purpose built unit, such as a hospice.^{20,22} The other studies did not describe the setting. In five studies, the aromatherapy was delivered by qualified aromatherapists or nurses who had received training;^{18–20,22,23} in two studies participants administered the intervention themselves (inhaling an aromatherapy oil).^{17,36} One study did not describe who delivered the intervention.²¹ In the 12 trials involving massage, sessions ranged from three 15- to 45-min massages^{25,28} to a 15-min massage daily for 8 weeks.³⁷ All of the studies that described the setting were conducted in the participants' homes.^{24,28,29,38} Interventions were delivered by massage therapists, other than one study that involved nurses,²⁵ and

one that did not describe the interventionist.²⁶ In the six reflexology studies, the sessions ranged from a one-off 30-min session³² to a session a week for 6 weeks.³¹ The reflexology was conducted in hospital,^{30,32,35} at a participants' homes^{33,34} and a day-care centre.³¹ The reflexology was conducted by trained reflexologists^{30,31,33} and participants' caregivers or partners.^{32,34} One study did not report on this.³⁵

As listed in Table 1, most studies used validated scales for assessing outcomes. Comparators varied; in eight this was usual care, six a placebo control, two social attention and the others different active interventions.

Risk of bias

All trials were limited in quality (Figure 2). For example, 10 had an unclear risk of bias due to a lack of reporting.^{17,21,24,28,30–32,36–38} Only, five studies adequately described methods to conceal group allocation, namely by using, for example, sealed packs and opaque envelopes.^{21,22,27,33,34} Four studies had a high risk of bias as the

Table 1. Characteristic of included randomised controlled trials.

Study, Country	Aim	Rationale	Number randomised per arm	1-Participants disease, 2-setting, 3-mean age in years, per arm if reported and 4-sex	Intervention, comparison, details on delivery including if stated protocol and fidelity	1-Outcomes ^a and 2-outcome time-points post intervention
Barati et al. ¹⁷ Iran	To investigate the effect of aromatherapy on anxiety in people undergoing hemodialysis.	Aromatherapy is used to promote physical, spiritual and psychological health. Rose water inhalation could be used as a safe, simple and low-cost method in nursing care.	Aromatherapy n = 23; comparison n = 23.	1- Chronic end-stage renal disease. 2- Hemodialysis centre. 3- 50 (SD 19.4) aromatherapy and 59.1. (SD 10.1) comparison. 4- 52% male.	<i>Intervention:</i> Inhale rosewater at night and before dialysis for 15–20 min for 4 weeks. No massage involved. <i>Comparison:</i> Usual care. <i>Delivered by:</i> Participants in the intervention group followed instructions from the authors who were nurses.	1- Anxiety: Spielberger's State-Trait Anxiety Inventory. 2- 2 and 4 weeks.
Dadura et al. ³⁷ Poland	To assess the effects of abdominal massage in reducing constipation in palliative care patients.	There is a scarcity of studies analysing the application of abdominal massage in palliative care patients.	Massage n = 9; control n = 9.	1- Cancer receiving palliative care. 2- Palliative care facility. 3- 78.1. 4- 53% male.	<i>Intervention:</i> Abdominal massage, 15 min a day for 7 days and kinesiotherapy 15 min a day for 5 days. <i>Comparison:</i> Kinesiotherapy only. <i>Delivered by:</i> A physiotherapist.	1- Number of defecations Bowel Function Index. 2- Once per week over 8 weeks.
Downey et al. ²⁴ USA	To investigate the effects of massage and guided meditation on participants' quality of life and pain distress.	Few scientifically rigorous studies have examined the impact of complementary medicines on dying patients' outcomes.	Massage n = 56; meditation n = 56; friendly visits n = 55.	1- Not stated but receiving palliative care. 2- Participants home or hospice. 3- 69.88 (SD 16.34). 4- 37% male.	<i>Intervention:</i> Massage of the back and neck. <i>Comparisons:</i> (1) Guided meditation, mindfulness and guided imagery; (2) friendly visitors who could read, converse, do light chores, write letters or run errands. Both interventions were given for 35 min up to twice a week for up to 10 weeks. <i>Delivered by:</i> Massage therapists. Protocol based.	1- Non-validated item on QOL and pain. Survival. 2- Immediately after.
Goepfert et al. ³⁶ Germany	To evaluate the reactions of healthy people, and conscious and unconscious people at a palliative stage of disease to aroma stimuli.	In cancer care, aromatherapy is used to reduce complaints and side effects of therapy. Clinically relevant differences have not been proven yet.	Healthy controls n = 10; palliative conscious, n = 15; unconscious n = 5.	1- Not stated but receiving palliative care. 2- Palliative ward in hospital. 3- Median and range: healthy 36 (23–55), conscious 60 (42–84) and unconscious 67 (50–73). 4- 54% male.	<i>Intervention:</i> Lemon and lavender oil were inhaled for 10 min three times in 90 min. <i>Comparison:</i> Same intervention but with water instead of oil. <i>Delivered by:</i> An investigator on the study.	1- Heart rate, Blood pressure Oxygen saturation. 2- 10 min after.
Hodgson et al. ³⁰ UK	To determine whether reflexology has an impact on the quality of life of patients in the palliative stage of cancer.	Literature review showed a lack of scientific research in relation to reflexology and cancer.	Reflexology n = 6; control n = 6.	1- Advanced cancer (at a palliative stage) 2- In-patients general hospital. 3- Range: 58–80. 4- 58% male.	<i>Intervention:</i> Reflexology of the foot. <i>Comparison:</i> Foot massage (placebo reflexology). Both groups received 40 min three times over 5 days. <i>Delivered by:</i> A reflexologist.	1- Linear analogue self-assessment scale on QOL. 2- Within 24 h.
Jahani et al. ³⁵ Iran	To determine the effect of reflexology on patients with metastatic cancer.	Not given	Reflexology n = 42; control n = 42.	1- Metastatic cancer 2- Haematology ward. 3- Reflexology 42.5 (SD 15.2), control 42.1 (SD 15.7). 4- 55% male.	<i>Intervention:</i> reflexology <i>Comparison:</i> Plain foot massage Both 30 min once a day for 3 days. <i>Delivered by:</i> Not reported.	1- Spielberger's Anxiety questionnaire. Pain intensity VAS 2- Immediately after.
Jane et al. ²⁵ Taiwan	To compare the efficacy of massage therapy to a social attention control condition in patients with bone metastases.	Given the limitations of the existing research little is currently known on the efficacy of massage in advanced cancer.	Massage n = 36; control n = 36.	1- Advanced bone cancer. Over half the sample (56%) was admitted for palliative anticancer treatment and had a life expectancy of < 6 months (61%). 2- Inpatient oncology unit. 3- 50 (SD 10.6). 4- 42% male.	<i>Intervention:</i> Massage of the full body. <i>Comparison:</i> Social attention, which included encouraging patients to discuss their feelings or concerns. Both 37–50 min sessions of up to three sessions over 3–4 days. <i>Delivered by:</i> Nurses trained by the author. Intervention protocol driven. Fidelity checked.	1- Mood, relaxation, pain and sleep all measured by VAS Symptom distress scale. 2- 20 min after.

(Continued)

Table 1. (Continued)

Study, Country	Aim	Rationale	Number randomised per arm	1-Participants disease, 2-setting, 3-mean age in years, per arm if reported and 4-sex	Intervention, comparison, details on delivery including if stated protocol and fidelity	1-Outcomes ^a and 2-outcome time-points post intervention
Kolcaba et al. ²⁶ USA	To determine if there are beneficial effects associated with hand massage for patients near end of life.	The need exists to develop and test interventions for patients nearing end of life that are comforting, easily learned and administered by caregivers.	Message n = 16; control n = 15.	1-Attending a hospice 2- Hospice. 3- 68.5 message and 72.7 control. 4- 31% male.	<i>Intervention:</i> Massage of the hand, 5 to 8 min per hand, given twice weekly for 3 weeks. <i>Comparison:</i> Usual care. <i>Delivered by:</i> Nurse/data collectors. Protocol driven. Massage taught by massotherapist	1- Hospice Comfort Questionnaire. Symptom Distress Scale. 2- Once a week for 3 weeks.
Kutner et al. ²⁷ USA	To evaluate the efficacy of massage for decreasing pain and symptom distress and improving quality of life among persons with advanced cancer.	Despite theoretical bases supporting the use and growing acceptance of massage therapy, few clinical trials have assessed its efficacy.	Message n = 188; control n = 192.	1- Advanced cancer and who were experiencing advanced pain. Defined as stage III or IV of any cancer types. 2- Hospice 3- Mean age: 65.2 (SD 14.1) message and 64.2 (SD 14.4) control. 4- 39% male	<i>Intervention:</i> Massage of anywhere on the body based on participants' preference. <i>Comparison:</i> Simple touch with no massage. Six 30 min sessions over 2 weeks. <i>Delivered by:</i> Massage therapists who had at least 6 months of experience treating patients with advanced disease.	1- Memorial Pain Assessment. Brief Pain Inventory. QOL Questionnaire. Memorial Symptom Assessment Scale. Memorial Pain Assessment Card mood scale. McGill 2- Week later.
Kyle et al. ¹⁸ UK	To evaluate the effectiveness of aromatherapy in reducing anxiety in people receiving palliative care.	Aromatherapy massage is the most widely used complementary therapy in nursing practice. Few formal evaluations of aromatherapy in the palliative care setting have been undertaken.	Essential oil n = 15; carrier oil n = 12; aromastone n = 10.	1- Receiving palliative care. 2- Patients' homes, outpatient clinics or palliative day-care centres. 3- Not provided. 4- Majority female in each group.	<i>Intervention:</i> Massage of the leg and foot with EO 1% sandalwood oil and CO (Sweet almond). <i>Comparisons:</i> (1) Massage with CO (2) Aromastone with EO (Sandalwood). All groups received one weekly session for 4 weeks. <i>Delivered by:</i> Aromatherapists using the same massage technique. Adherence to protocol checked.	1- Anxiety-Spielberger's State-Trait Anxiety Inventory and VAS. 2- Immediately after.
Lai et al. ¹⁹ Hong Kong	To evaluate the effect of aromatherapy on constipation and quality of life.	No single study has addressed the choice of oils and the use of aromatherapy to improve constipation.	Aroma massage n = 15, massage only n = 15, usual care n = 15.	1- Advanced cancer (not defined). 2- Oncology ward. 3- 65.08 (aroma), 63.09 (massage), and 57.52 usual care. 4- 75% male.	<i>Intervention:</i> Aroma massage of the abdomen. <i>Comparison:</i> (1) massage of the abdomen; (2) usual care. Both received five consecutive daily massages for 15–20 min. <i>Delivered by:</i> An author, a qualified aromatherapist, and nurses trained according to a protocol.	1- McGill QOL for Hong Kong Chinese. Constipation Assessment Scale. Frequency of bowel movements. 2- Immediately after.
Ross et al. ³¹ UK	To evaluate the effect of reflexology on advanced cancer patients.	Many palliative care services are under pressure to provide complementary therapies. The evidence to justify provision remains largely anecdotal.	Reflexology n = 14; control n = 12.	1- Advanced cancer 2- Unknown 3- 74. 4- 4 males and 13 females (after 9 withdrew).	<i>Intervention:</i> Reflexology of the foot. <i>Comparison:</i> Foot massage. Both received one session of an unknown time once a week for 6 weeks. <i>Delivered by:</i> Three reflexologists using standardised technique.	1- The Hospital Anxiety and Depression Scale. Symptom distress score. 2- Within 24 h.
Serfaty et al. ²⁰ UK	To test the feasibility of recruitment into a trial of aromatherapy versus cognitive behavioural therapy in patients with cancer.	No studies have compared cognitive behavioural therapy against aromatherapy for treating emotional distress in cancer patients.	Aromatherapy n = 20; cognitive behavioural therapy n = 19.	1- Advanced cancer apart from five with cancer at earlier stage. 2- Oncology clinics. 3- 51.1 aromatherapy, and 54.0 cognitive behaviour therapy. 4- 21% male.	<i>Intervention:</i> Massage using EO of an unknown area. <i>Comparison:</i> Cognitive behavioural therapy. The intervention and active control groups were offered eight 1-h sessions over 10 weeks. <i>Delivered by:</i> A therapist with aromatherapy diploma.	1- The EuroQol for QOL. Treatment preference before allocation; the Profile of Mood States; the Psychlops, on distress, duration and impact. Use of other treatments. 2- From 2 weeks after

(Continued)

Table 1. (Continued)

Study, Country	Aim	Rationale	Number randomised per arm	1- Participants disease, 2-setting, 3-mean age in years, per arm if reported and 4-sex	Intervention, comparison, details on delivery including if stated protocol and fidelity	1-Outcomes* and 2-outcome time-points post intervention
Soden et al. ²¹ UK	To compare the effects of aromatherapy massage and massage alone in patients with advanced cancer.	Evidence relating to the effects of aromatherapy and massage on physical symptoms in patients with cancer is largely qualitative.	Aromatherapy n = 16; massage n = 13; usual care n = 13.	1- Advanced cancer, defined as having cancer in a palliative care setting. 2- palliative care centre. 3- Median age: 73 years. 4- 24% male.	<i>Intervention:</i> EO (lavender) and CO (sweet almond) massage of the back. <i>Comparison:</i> (1) CO only massage of the back; (2) usual care. For the intervention and active control, massages were 30min once a week for 4 weeks. <i>Delivered by:</i> therapists.	1- The Hospital Anxiety and Depression scale; the Rotterdam Symptom Checklist; a VAS of pain intensity and a Modified Tursky Pain Descriptors Scale; the Verran and Snyder-Halpern sleep scale. 2- One week after.
Stephenson et al. ³² USA	To compare the effects of partner-delivered foot reflexology and usual care plus attention on the patients' perceived pain and anxiety.	There is no literature on partner-delivered foot reflexology in patients with cancer but spouse-assisted coping skills training has shown to decrease pain in people with osteoarthritis.	Reflexology n = 42; control n = 44.	1- Metastatic cancer with a partner 2- Oncology unit in hospital. 3- 58.3 4- 49% male.	<i>Intervention:</i> 30 min partner-delivered foot reflexology. <i>Comparison:</i> 'special attention' for 30 min, involving reading a selection of patients' choice to patient. <i>Delivered by:</i> partners of the patients trained by author who is a reflexologist.	1- Anxiety using a VAS; Brief Pain Inventory. Short form McGill Pain Questionnaire. 2- Immediately after.
Toth et al. ²⁸ USA	To determine the feasibility and effects of providing therapeutic massage at home for patients with metastatic cancer.	Although massage has been advocated as a therapy that might improve symptom management in patients with cancer, the effects of massage among patients with advanced cancer have been relatively under-investigated.	Massage n = 20; no touch condition n = 10; Usual care n = 9.	1- Advanced/metastatic cancer (not defined) 2- Participants' homes 3- 55.1 (SD 11). 4- 18% male.	<i>Intervention:</i> Massage anywhere on the body for 15-45 min up to three times in 1 week. <i>Comparison:</i> (1) no touch condition: 15-45 min of therapists holding their hands several inches above the participants' body; (2) usual care. <i>Delivered by:</i> massage therapists	1- Anxiety VAS; Pain VAS, Brief Pain Inventory Short Form; global measure of stress (QOL); sleep quality, mood, activities of daily living using adaptation of Katz Scale; goals and expectations of study treatment. 2- Immediately after and 3 weeks later.
Wilcock et al. ²² UK	To examine the effects of adjunctive aromatherapy massage in people with cancer attending a specialist unit.	Anecdotal data suggest that in patients with cancer, aromatherapy improves physical symptoms. Most studies have been of questionable rigour.	Aromatherapy n = 23; control n = 23.	1- Advanced cancer, defined as cancer and attending day-care hospices. 2- Hospice. 3- 74 aromatherapy and 71 in control. 4- 74% male.	<i>Intervention:</i> Aromatherapy to the back, neck shoulders or hand for 30 min once a week for 4 weeks. <i>Comparison:</i> Usual care. <i>Delivered by:</i> One qualified aromatherapist.	1- QOL - one item developed by authors; Profile of Mood State Questionnaire; non-validated rating scales of physical symptoms important to participants. 2- Immediately after.
Wilkie et al. ³⁸ USA	To examine the effects of massages on pain intensity, and QOL.	Although pain relief has been shown to last at least 10 min after a massage treatment, to our knowledge the long-term effects have not been reported.	Massage n = 26; usual care n = 30.	1- Advanced cancer 2- Participants' homes or nursing homes. 3- 64 (range 30-87). 4- 62% male.	<i>Intervention:</i> massage of the full body for 30-45 min twice weekly for 2 weeks. <i>Comparison:</i> Usual care. <i>Delivered by:</i> massage therapists. Protocol driven	1- Pain Assessment Tool or nursing visit report form; Graham's QOL scale; heart and respiratory rates. Survival rate. 2- Three days after.

(Continued)

Table 1. (Continued)

Study, Country	Aim	Rationale	Number randomised per arm	1- Participants disease, 2- setting, 3- mean age in years, per arm if reported and 4- sex	Intervention, comparison, details on delivery including if stated protocol and fidelity	1- Outcomes* and 2- outcome time-points post intervention
Wilkinson et al. ²³ UK	To assess the effects of massage and aromatherapy massage in people with cancer in a palliative care setting.	Studies have evaluated the effects of massage over a short time. They had small sample sizes and in general examined the effects of a single massage session. To date there has been no reported investigations of meditation for late stage disease in the AIDS population.	Aromatherapy n = 46 and control n = 57.	1 & 2- Attending palliative care centres 3- 53.5 years 4- 10% male	<i>Intervention:</i> EO and (roman chamomile) CO (sweet almond) massage of the full body. <i>Comparison:</i> CO massage of the full body. Messages (length of time not given) were given once a week for 3 weeks. <i>Delivered by:</i> nurses with diplomas in massage.	1- Rotterdam Symptom Checklist measure State and trait Anxiety Inventory. 2- Week after.
Williams et al. ²⁹ USA	To evaluate effects of Metta meditation and message on QOL in people with AIDS.	To date there has been no reported investigations of meditation for late stage disease in the AIDS population.	Message only n = 16; meditation n = 13; combined massage and meditation n = 13; usual care n = 16.	1- AIDS near the end of life. 2- An AIDS-dedicated skilled nursing facility. 3- 43 for massage, 46 for meditation, 43 for massage, and 46 for usual care. 4- 57% male.	<i>Intervention:</i> 30-min massage, to either the upper body, foot and hand or face and head, up to 5 times a week for 4 weeks. <i>Comparison:</i> (1) Metta meditation tape of loving-kindness or forgiveness to be listened to at least daily for 4 weeks; (2) massage and mediation; or (3) usual care. <i>Delivered by:</i> massage therapists. Protocol driven.	1- Missoula-VITAS QOL Index 2- Immediately after and 4 weeks later.
Wyatt et al. ³³ USA	To evaluate the safety and efficacy of reflexology	'The hypothesized mechanism of action within the model is that reflexology affects biologic pathways that have a positive impact on the symptom component of the model'	Reflexology n = 95; active control n = 95; usual care n = 96.	1- Advanced stage breast cancer 2- Participants' homes. 3- 55.3 (SD 9.4) reflexology, 54.8 (SD 11.2) active control, and 57.3 (SD 11.8) usual care. 4- 100% females	<i>Intervention:</i> 30-min four weekly sessions of breast cancer-specific reflexology <i>Comparison:</i> (1) 30-min four weekly foot massage sessions; (2) Usual care. <i>Delivered by:</i> Reflexologists. Protocol driven.	1- State-Trait Anxiety Inventory: Physical function scale SF-36. QOL: Functional Assessment of Cancer Therapy—Breast scale. Brief Fatigue Inventory. Centre of Epidemiologic Studies Depression scale. Brief Pain Inventory. 2- Immediately and 6 weeks later.
Wyatt et al. ³⁴ USA	To determine the effects of a home-based reflexology intervention for women with advanced cancer delivered by a friend/family caregiver.	The feasibility of training a lay person in reflexology is established and symptom improvements in people with cancer have been reported in association with reflexology-type therapies delivered by lay caregivers.	Reflexology n = 128; control n = 128.	1- Advanced breast cancer undergoing chemotherapy, targeted and/or hormonal therapy. 2- Participants' homes. 3- 58.09 (SD 11.62) reflexology, and 54.8 (SD 10.3) control. 4- 100% female.	<i>Intervention:</i> 30-min four weekly sessions of breast cancer-specific reflexology. <i>Comparison:</i> 30-min four weekly attention control sessions. <i>Delivered by:</i> caregivers of the patients trained by a study reflexologist via two home visits. Protocol driven	1- QOL Index. Severity of pain and fatigue M.D. Anderson Symptom Inventory. Patient-Reported Outcomes Measurement Information System. Multidimensional Scale of Perceived Social Support tool. Quality of Relationship Tool. 2- Immediately and 6 weeks later.

SD, standard deviation; QOL, quality of life; VAS, visual analogue scale; EO, essential oil; CO, carrier oil; MD, mean difference.

*Measures validated unless stated otherwise.

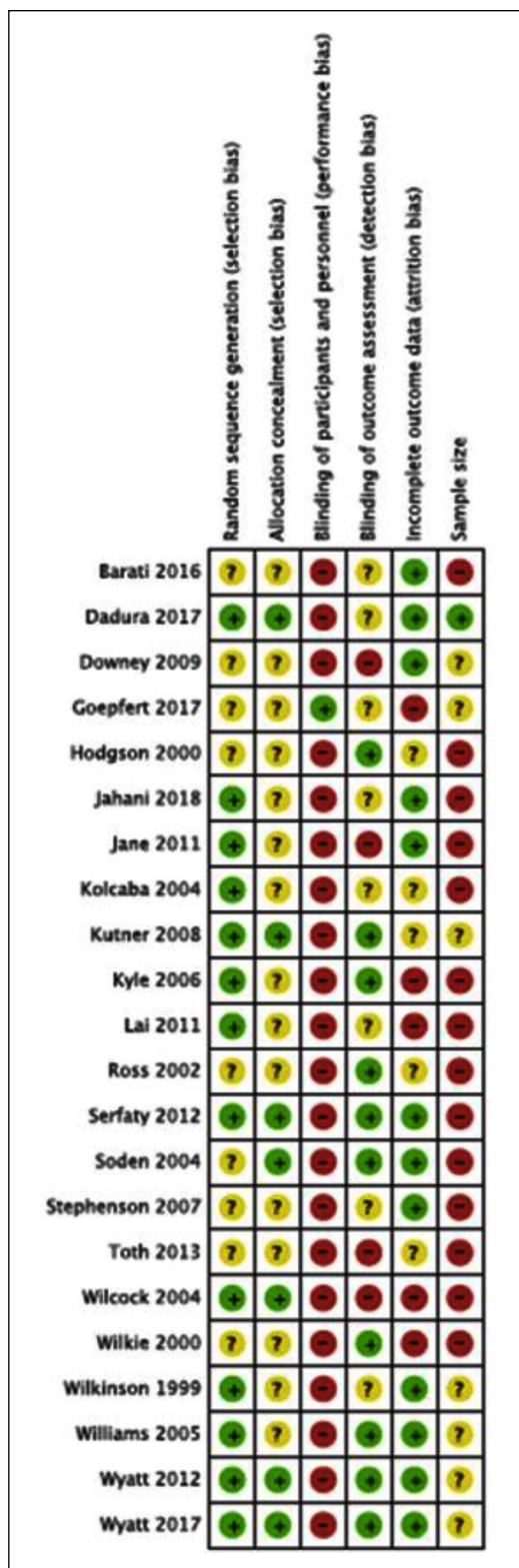


Figure 2. Risk of bias.

assessors were not blind.^{22,24,25,28} Five studies had a high risk due to high attrition rates.^{18,19,22,37,38} Thirteen studies had a high risk of bias due to small sample size (<50 per trial arm).^{16–21,24,25,27,29–31,34}

Effect of therapies

The use of trial data in this review was limited. Some findings are not reported for six trials because there were baseline differences between trial arms that were not controlled for in all or some of the analyses.^{17,18,22,23,37,38} In one trial, findings were not reported as it did not assess any of our outcomes of interest.³⁶ The trial focused on physiological outcomes such as heart rate. We included it because we wanted to document the existence of all trials of these therapies in palliative care. A further limitation on use of the data is that not all trials assessed differential effects between trial arms, instead they reported outcomes within each trial arm, from baseline to follow-up(s). Meta-analyses were not possible because of heterogeneity across the trials in key characteristics including comparators and outcome measurements, and also because data were not provided in an appropriate format.

Aromatherapy

Primary outcomes. One of the eight trials on aromatherapy measured short-term impact on anxiety and pain.²¹ In each of its three arms (aromatherapy, massage or no intervention), there was no statistical significant differences in change from baseline in symptoms of anxiety or pain. The trial did not directly measure differential effect between the arms and full data were not reported.

Two trials measured short-term impact on quality-of-life,^{19,21} and both involved three arms (aromatherapy, massage or no intervention). Neither found a statistically significant differential impact between trial arms at follow-up. Although in one study, for two of the five subscales (social and support) of the McGill Quality-of-Life Scale, there was a statistically significant difference favouring aromatherapy in comparison to the other arms.¹⁹ Neither trial reported full data. We judged as very low the quality of evidence that aromatherapy has no differential impact in the short-term in comparison with massage or no intervention on quality-of-life. This was because of serious study limitations, in that the trials were underpowered to demonstrate effectiveness (small samples of 15–20 per trial arm).

One trial reported an adverse event, a rash following the aroma massage.²² Three trials reported uneven levels of attrition across trial arms but none provided information about whether the reason for discontinuation was related to the intervention.^{18,22,23}

Secondary outcomes. Two trials measured longer term impact on anxiety.^{17,20} In one there was no statistically significant difference between trials arms in state or trait anxiety at 2 or 4 weeks.¹⁷ For example, at 2 weeks for state anxiety MD = -0.33; 95% CI = -27.54, 26.88. In the other trial, in both arms, symptoms of anxiety improved at both

3 and 6 months (20). Between-group comparisons at 3 and 6 months were also not statistically significant. Likewise, in this trial, improvements were not statistically different between trial arms with regard to impact on depression, vigour, anger and confusion. No trials measured long-term impact on pain or quality of life.

Two trials evaluated mood.^{20,22} In both trials, there was an improvement in mood in all trial arms, but no statistically significant difference between the arms: immediately after the intervention between the aromatherapy group and usual care MD = -0.4; 95% CI = -3.4, 2.5;²² at 2 weeks after the intervention between aromatherapy and the control group of cognitive behavioural therapy MD = 3.00; 95% CI = -12.75, 18.75.²⁰

In the one trial that evaluated sleep, there was a statistically significant difference favouring the combined groups of massage and aromatherapy compared with the control group who received no intervention ($p=0.04$).²¹ This trial also measured impact on other symptoms. Using the Rotterdam Symptom Checklist, there were no statistically significant differences in impact on physical or psychological symptoms in any of the arms. Full data were not reported.

One trial measured satisfaction.²² It reported that all patients were satisfied with receiving aromatherapy and wished to continue. It did not report on satisfaction in the arm receiving usual care.

Massage

Primary outcomes. Two of the 12 trials on massage measured short-term impact on anxiety, neither measured differential effects between trial arms.^{21,28} In both trials, there were no statistically significant changes in anxiety between baseline and follow-up in all trial arms (massage, aromatherapy, no-touch and usual care). We did not GRADE the evidence as differential effects were not measured.

Five trials measured short-term impact on pain.^{21,25,27,28} One reported a statistically significant difference favouring massage compared with social attention (MD = -1.60, 95% CI = -2.65, 0.55).²⁵ In another trial, there was a statistically significant difference favouring massage compared with simple touch (MD = -0.90; 95% CI = -1.19, -0.61).²⁷ In another two, there was no statistically significant change between baseline and follow-up in all trials arms.^{21,28} Full data were not provided in either trial. In the fifth trial, there was no statistically significant differential effect in impact on pain between trial arms a week after the end of the intervention (pain intensity MD = 0.20; 95% CI = -0.82, 1.22).³⁸ We judged as very low the quality of evidence about the effect of massage on pain. We downgraded the score by three levels because of study limitations (small sample size), inconsistency in findings and indirectness (variation in comparison arm).

Five trials assessed short-term impact on quality-of-life.^{19,21,24,27,28} In four, there was no statistically significant difference in improvement between trial arms.^{19,21,24,27} In one, this was in comparison with simple touch (MD = 0.08; 95% CI = -0.37, 0.53).²⁷ The other three did not provide full data. In the fifth, using the McGill scale, there were three outcomes (physical, psychological and total).²⁸ There was a significant ($p=0.03$) difference at 1 week in total quality-of-life score favouring massage compared with the other arms (no touch and usual care), and in physical wellbeing in favour of touch ($p=0.005$). Full data were not provided. We judged as very low the quality of evidence about the effect of massage on quality-of-life because of study limitations (small sample size), inconsistency in findings and indirectness (variation in comparison group).

One trial reported on adverse events, stating that there were few, with similar rates per trial arm.²⁷ None of the adverse events described in this trial or the other two trials that reported on adverse events^{28,29} appeared to be related to the intervention. Two other trials reported uneven levels of attrition across trial arms but none provided information about whether the reason for discontinuation was related to the intervention.^{19,38}

Secondary outcomes. Two trials measured mood at the end of the intervention.^{24,26} One found no statistically significant difference between trial arms in mood (MD = -2.40; 95% CI = -7.64, 2.8).²⁵ The other found statistically significant improvement in the massage group compared with control (simple touch) (MD = 0.61; CI = 95% 0.35, 0.87).²⁷ One trial measured impact on sleep²⁸ and found no significant differences between massage, no touch control and usual care after 1 week ($p=0.25$) or 1 month ($p=0.49$) after the intervention.

Five trials measured impact on other symptoms or measures of well-being.^{25-28,37} In one trial, comparing abdominal massage and kinesiotherapy (a movement therapy) with kinesiotherapy only, no significant improvement was found in measures of bowel function.³⁷ Another trial measured relaxation and found no significant difference between trial arms (MD = -1.10; 95% CI = -2.27, 0.07).²⁵ In one, they found no significant differences between trial arms for comfort and symptoms of distress (symptom distress over time between groups (time \times group interaction: $F=0.617$, $p=0.548$)).²⁶ In another, they found no significant differences between the trial arms in terms of analgesic use, respiratory and heart rate or symptom distress.²⁷

One trial involving four arms (meditation, massage, both massage and meditation or standard care) found that the combined group of massage and meditation showed improvements from baseline to 4 weeks after intervention in quality-of-life ($p=0.005$) and transcendence ($p=0.01$), which were significantly greater ($p < 0.05$)

than improvements in the other groups.²⁹ Full results were not reported.

No trials measured longer term impact of the interventions on pain or anxiety. No trials reported on satisfaction. Although one reported that patients enjoyed the massage.³¹

Reflexology

Primary outcomes. Two of the six trials on reflexology measured short-term impact on anxiety.^{32,35} In one, the comparison group was sole touching³⁵ and in the other it was attention control.³² In one, there was a significant difference favouring those receiving reflexology (RR 5.53, 95% CI 2.16, 14.15).³² In the other, there was no significant difference between the trial arms (MD = -2.53, 95% CI = -10.18, 5.12). We judged as very low the quality of the evidence on the impact of reflexology on anxiety in the short-term. We downgraded the quality of evidence by three levels because of study limitations (unclear risk of selection bias), imprecision (wide confidence intervals) and inconsistency of findings.

Three trials measured short-term impact on pain.^{32,34,35} In two, the comparison was attention control^{32,34} and in the other it was sole touching.³⁵ In all three, there was a significant difference favouring those receiving reflexology: MD = -3.57, 95% CI = -4.35, -2.79;³⁴ MD = -0.90, 95% CI = -1.52, -0.28.³³ The other trial did not provide full data.³¹ We judged the quality of evidence that reflexology reduced the symptoms of pain in the short-term as low. We downgraded the quality of evidence by one level because of study limitations (sample sizes) and one because data were under reported.

One trial measured short-term impact on quality-of-life.³⁰ There was a statistically significant difference favouring reflexology compared with placebo reflexology (RR = 4.0; 95% CI = 1.66, 9.64). We judged the quality of evidence that reflexology improved quality-of-life in the short-term as very low. We reduced the quality of evidence by three levels because of very serious study limitations (sparse data).

One trial reported that adverse events occurred in reflexology arm, foot discomfort was mentioned most often.³¹ The level of discomfort is not described. There were reports of other symptoms possibly attributable to therapy (e.g. nausea) but the incidence of these were balanced between trials arms.

Secondary outcomes. Three trials measured other symptoms: one study measured symptom distress³¹ and two fatigue.^{33,34} One analysed 10 symptoms.³¹ They found no difference between groups apart from a significantly greater improvement in appetite and mobility in the control (foot massage) group compared with reflexology. Full data were not reported. Another found participants

reported statistically significantly lower scores on fatigue severity following the massage control ($p=0.02$), but not following the reflexology ($p=0.38$).³³ The third found significant improvements in symptom severity for reflexology compared with attention control (MD = -4.34; 95% CI = -7.97, -0.71) and in the interference that these symptoms had between 5 and 11 weeks on daily living (MD = -3.69, 95% CI = -6.41, -0.97).³⁴ No trials measured mood or sleep as outcomes. One study measured the long-term impact of reflexology on anxiety.³³ There was no statistically significant difference at 5 or 11 weeks for reflexology compared with usual care or placebo. This study also measured the long-term impact of reflexology on pain and found no statistically significant difference between arms. Two studies measured the long-term impact of reflexology on quality-of-life.^{33,34} In both averaged over 5 to 11 weeks, there was no statistically significant difference between reflexology and attention control (e.g. using Quality of Life Index, group coefficients 0.599 (SE = 0.36), $p=0.99$).³³

No trials reported on satisfaction. Two reported that patients enjoyed receiving either reflexology or the comparison arm.^{30,31} None of the trials were at high risk of attrition bias.

Discussion

This systematic review has critiqued the current evidence on aromatherapy, massage and reflexology in palliative care. It included 22 trials involving 1,956 participants. Overall, there was no statistically significant difference between aromatherapy and massage with comparator arms (usual care, active control or another therapy) in terms of short-term effect on anxiety, pain or quality-of-life. There was some evidence, albeit from a small pool of studies ($n=3$), that reflexology reduced pain in the short-term.^{31,33,34} Few adverse events were reported, none of the studies stated that they led to loss to follow-up.^{21,26-28,30} However, all these findings are limited because of heterogeneity across trials and low quality with many having small sample sizes. The findings should not therefore be regarded as definitive.

To our knowledge, this is the first systematic review specifically examining aromatherapy, massage and reflexology to critically evaluate trial evidence in palliative care populations. Other reviews of complementary therapies in palliative care differ. One, for example, is broader in focus, but without using search terms to identify different complementary therapies.⁸

The lack of overall positive effect found is perhaps not surprising given that previous reviews of these therapies in other populations have also failed to find robust evidence on effectiveness.³⁹ At the same time, qualitative evidence on patients' perceptions of aromatherapy, massage and reflexology has highlighted that these therapies are highly valued by patients.⁴⁰⁻⁴⁴ It remains a challenge

to reconcile the mismatch between qualitative and quantitative findings in this area. The problem may lie in the outcome measures used in the trials being insensitive to what patients value about the therapies. It may also be that previous trials were poorly designed and under-powered and that better trials are needed to assess whether these therapies are truly effective.

Strengths and limitations

Our review followed robust methods, including protocol registration, adherence to standard guidelines, and critiquing of both the trials themselves and the evidence derived. We aimed to locate all available peer reviewed published evidence. We searched nine databases and trial registries. However, grey literature was not specifically searched and therefore potentially relevant studies may have been missed.

We considered whether a reason for the lack of clear differences between the therapies and comparison groups was affected by our choice of primary outcomes. However, there were no other outcomes that were measured in more than one or two of the included trials. There are recognised difficulties in the assessment of complex interventions in palliative care.⁴⁵ Seven different quality-of-life measures were used in the trials; highlighting the lack of a gold standard outcome measure in this population and is consistent with previous findings within palliative care research.⁴⁶ Moreover, none of the trials used a specific outcome measure for use in patients receiving complementary therapy. Indeed, as far as we are aware, no such outcome measure has been developed.

Our conclusions are also limited by the low quality of the evidence found. Because of this, it is possible that the true effect of the therapies might be different from the estimated effect derived from the included trials. One prominent quality issue was small sample sizes, which is a common issue in palliative care research.⁴⁷ Many of the trials in this review were pilot/feasibility studies which never went on to be a full trial with sufficient power to identify a clinically significant effect. The trial characteristics also limited the strength and generalisability of the findings. In most of the studies, the participants had advanced cancer.

Across the studies, there was heterogeneity in characteristics. There were different comparison arms including treatment as usual, attention control and dummy complementary therapies. Using an appropriate comparison arm is important to fully understand the effect of an intervention, especially when it is not possible to blind the interventionist.⁴⁸ A control group should not include any of the active components that are present in the intervention.⁴⁹ For instance, it is possible that an active component of the complementary therapy may be

engaging with the therapist and therefore an attention control group may not necessarily be the best comparator. The review found differences in choice of comparator but cannot make recommendations about the most suitable comparator in future trials. In the trials, the intervention was carried out by nurses or therapists both who had undergone training. It was also undertaken in two by family members who were given training as part of the trial. Such innovation could be very useful to practice, but it brings into question if reflexology can be taught so quickly and without harm, why is reflexology training extensive? Perhaps the potential mechanisms of action in these two trials differ?

Due to the heterogeneity of the study characteristics and the inappropriateness of combining the data, we were unable to conduct any sensitivity analyses (such as on difference in how the intervention was delivered). Research that has explored palliative care patients' views on aromatherapy, massage and reflexology has reported that participants found that the therapist, the ability to have choices about the therapy, and time to relax were all aspects they valued highly.^{40–44} This suggests that the active components of the therapies may have been under-explored. Moreover, research design issues, including optimal components of the intervention, are known to be challenging in the evaluation of complex interventions in health care.^{50,51}

Implications for clinical practice and future research

Our review can only draw limited conclusions about the effectiveness of aromatherapy, massage and reflexology, and we are unable to provide new recommendations for practice. However, none of the studies that we identified revealed any major harm to the participants engaging in these therapies. In most, 20/22, harms related to the therapies were not reported, where they were reported they involved following massage foot discomfort or a rash, none resulting in attrition. Combined with our knowledge of the qualitative evidence that finds that complementary therapies are highly valued, we suggest that hospices should continue to offer these therapies as part of their holistic approach at least until definitive research has been conducted.

This review highlights a clear need for more robust research on the effectiveness of aromatherapy, massage and reflexology on outcomes in a palliative population. However, repeating previous trial design risks contributing to waste.^{52,53} Researchers need to first understand the effective components of the therapies by developing the interventions in consultation with complementary therapists and palliative care patients. More research is needed to develop more appropriate outcome measures which reflect the qualitative experience of palliative care

patients receiving complementary therapies. Future research should also consider how the therapies should be delivered and address the issue of what constitutes a suitable comparator arm.

Conclusion

Our review found no evidence of short-term benefits of aromatherapy and massage on quality-of-life, anxiety and pain for people with palliative care needs. For reflexivity, some positive outcomes were found, but all conclusions were limited by the primary studies' low quality and of the inability to conduct a meta-analysis. Further rigorous research is needed using appropriate outcome measures. While there was limited evidence on the effectiveness of the complementary therapies, there was no evidence of harm; therefore, we suggest hospices continue to provide complementary therapies while further research is undertaken.

Acknowledgements

We would like to thank our service representatives, Judy Booth and Jill Preston, and lay representatives, Rose Amey and Veronica Maclean, for their involvement and support with this project. We also acknowledge the support of the UCLH BRC (Biomedical Research Centre).

Author contributions

B.C., N.K., P.S., S.W. and K.F. obtained funding for this research project. B.C., M.A., N.K. and S.W. undertook study selection. B.C. and M.A. contributed to data extraction and analysis and interpretation and drafted the initial manuscript. V.V. contributed to the analysis and interpretation of the data. All authors contributed to study design, critically reviewed and revised the manuscript and approved the final manuscript for submission.

Data management and sharing

Data will be made available upon request.

Research ethics and patient consent

As a systematic review and meta-analysis, the study did not directly involve human participants and required no approval from an Ethics Committee or Institutional Review Board.

Declaration of conflicting interests

The author(s) declared no potential conflicts of interest with respect to the research, authorship, and/or publication of this article.


Funding


The author(s) disclosed receipt of the following financial support for the research, authorship, and/or publication of this article: This work and Megan Armstrong's post was supported by Marie Curie (grant number MCRGS-07-16-36). Professor Paddy Stone post is supported by Marie Curie Chair's grant (509537). Bridget

Candy and Vicky Vickerstaff post is supported by MCCC-FCO-16-U. Nuriye Kupeli is supported by Alzheimer's Society Junior Fellowship grant (Grant award number: 399 AS-JF-17b-016).

ORCID iDs

Bridget Candy  <https://orcid.org/0000-0001-9935-7840>

Megan Armstrong  <https://orcid.org/0000-0001-6773-9393>

Kate Flemming  <https://orcid.org/0000-0002-0795-8516>

Nuriye Kupeli  <https://orcid.org/0000-0001-6511-412X>

Supplemental material

Supplemental material for this article is available online.

References

1. Moens K, Higginson IJ and Harding R. Are there differences in the prevalence of palliative care-related problems in people living with advanced cancer and eight non-cancer conditions? A systematic review. *J Pain Symptom Manage* 2014; 48(4): 660–677.
2. Preen C. NICE to remove CAM from palliative care guidelines, 2006, <http://www.complementaryhealthprofessionals.co.uk/#!NICE-to-remove-CAM-from-Palliative-Care-Guidelines/c1t1a/56aa2b480cf289b6a281e14c>
3. Sharp D, Lorenc A, Little P, et al. Complementary medicine and the NHS: experiences of integration with UK primary care. *Eur J Integr Med* 2018; 24: 8–16.
4. James Lind Alliance. Palliative and end of life care Priority Setting Partnership (PeolcPSP), 2015, <http://www.jla.nihr.ac.uk/priority-setting-partnerships/palliative-and-end-of-life-care/>
5. Kempainen LM, Kempainen TT, Reippainen JA, et al. Use of complementary and alternative medicine in Europe: health-related and sociodemographic determinants. *Scand J Public Health* 2018; 46(4): 448–455.
6. Burbeck R, Low J, Sampson EL, et al. Volunteers in specialist palliative care: a survey of adult services in the United Kingdom. *J Palliat Med* 2014; 17(5): 568–574.
7. Pan CX, Morrison R, Ness J, et al. Complementary and alternative medicine in the management of pain, dyspnea and nausea and vomiting near the end of life: a systematic review. *J Pain Symptom Manage* 2000; 20(5): 374–387.
8. Zeng YS, Wang C, Ward KE, et al. Complementary and alternative medicine in hospice and palliative care: a systematic review. *J Pain Symptom Manage* 2018; 56(5): 781–794.e4.
9. Moher D, Liberati A, Tetzlaff J, et al. Preferred reporting items for systematic reviews and meta-analyses: the PRISMA statement. *Ann Intern Med* 2009; 151(4): 264–269.
10. Higgins JPT, Lasserson T, Chandler J, et al. *Methodological expectations of Cochrane intervention reviews* (version 1.06). London: Cochrane, 2018.
11. Moher D, Shamseer L, Clarke M, et al. Preferred reporting items for systematic review and meta-analysis protocols (PRISMA-P) 2015 statement. *Syst Rev* 2015; 4: 1.
12. Hoffmann TC, Glasziou PP, Boutron I, et al. Better reporting of interventions: template for intervention description and replication (TIDieR) checklist and guide. *BMJ* 2014; 348: g1687.

13. Higgins JPT, Thomas J, Chandler J, et al. *Cochrane handbook for systematic reviews of interventions (version 6)*. The Cochrane Collaboration, 2019, www.training.cochrane.org/handbook
14. Ryan R and Hill S. *How to GRADE the quality of the evidence* (version 3). London: Cochrane Consumers and Communication Group, 2016.
15. Schünemann H, Oxman A, Higgins J, et al. Completing 'Summary of findings' tables and grading the confidence in or quality of the evidence. In: Higgins J, Churchill R, Chandler J, et al. (eds) *Cochrane handbook for systematic reviews of interventions* (version 5.2). London: Cochrane, 2017.
16. Guyatt GH, Oxman AD, Vist G, et al. GRADE guidelines: 4. Rating the quality of evidence – study limitations (risk of bias). *J Clin Epidemiol* 2011; 64(4): 407–415.
17. Barati F, Nasiri A, Akbari N, et al. The effect of aromatherapy on anxiety in patients. *Nephrourol Mon* 2016; 8(5): e38347.
18. Kyle G. Evaluating the effectiveness of aromatherapy in reducing levels of anxiety in palliative care patients: results of a pilot study. *Complement Ther Clin Pract* 2006; 12(2): 148–155.
19. Lai TKT, Cheung MC, Lo CK, et al. Effectiveness of aroma massage on advanced cancer patients with constipation: a pilot study. *Complement Ther Clin Pract* 2011; 17(1): 37–43.
20. Serfaty M, Wilkinson S, Freeman C, et al. The ToT study: helping with Touch or Talk (ToT): a pilot randomised controlled trial to examine the clinical effectiveness of aromatherapy massage versus cognitive behaviour therapy for emotional distress in patients in cancer/palliative care. *Psychooncology* 2012; 21(5): 563–569.
21. Soden K, Vincent K, Craske S, et al. A randomized controlled trial of aromatherapy massage in a hospice setting. *Palliat Med* 2004; 18(2): 87–92.
22. Wilcock A, Manderson C, Weller R, et al. Does aromatherapy massage benefit patients with cancer attending a specialist palliative care day centre? *Palliat Med* 2004; 18(4): 287–290.
23. Wilkinson S, Aldridge J, Salmon I, et al. An evaluation of aromatherapy massage in palliative care. *Palliat Med* 1999; 13(5): 409–417.
24. Downey L, Diehr P, Standish L, et al. Might massage or guided meditation provide 'means to a better end'? Primary outcomes from an efficacy trial with patients at the end of life. *J Palliat Care* 2009; 25(2): 100–108.
25. Jane S-W, Chen S-L, Wilkie DJ, et al. Effects of massage on pain, mood status, relaxation, and sleep in Taiwanese patients with metastatic bone pain: a randomized clinical trial. *Pain* 2011; 152(10): 2432–2442.
26. Kolcaba K, Dowd T, Steiner R, et al. Efficacy of hand massage for enhancing the comfort of hospice patients. *J Hosp Palliat Nurs* 2004; 6(2): 91–102.
27. Kutner J, Smith M, Corbin L, et al. Massage therapy versus simple touch to improve pain and mood in patients with advanced cancer: a randomized trial. *Ann Intern Med* 2008; 149(6): 369–379.
28. Toth M, Marcantonio ER, Davis RB, et al. Massage therapy for patients with metastatic cancer: a pilot randomized controlled trial. *J Altern Complement Med* 2013; 19(7): 650–656.
29. Williams A-L, Selwyn PA, Liberti L, et al. A randomized controlled trial of meditation and massage effects on quality of life in people with late-stage disease: a pilot study. *J Palliat Med* 2005; 8(5): 939–952.
30. Hodgson H. Does reflexology impact on cancer patients' quality of life? *Nurs Stand* 2000; 14(31): 33–38.
31. Ross C, Hamilton J, Macrae G, et al. A pilot study to evaluate the effect of reflexology on mood and symptom rating of advanced cancer patients. *Palliat Med* 2002; 16(6): 544–545.
32. Stephenson NL, Swanson M, Dalton J, et al. Partner-delivered reflexology: effects on cancer pain and anxiety. *Oncol Nurs Forum* 2007; 34(1): 127–132.
33. Wyatt G, Sikorskii A, Rahbar MH, et al. Health-related quality-of-life outcomes: a reflexology trial with patients with advanced-stage breast cancer. *Oncol Nurs Forum* 2012; 39(6): 568–577.
34. Wyatt G, Sikorskii A, Tesnjak I, et al. A randomized clinical trial of caregiver-delivered reflexology for symptom management during breast cancer treatment. *J Pain Symptom Manage* 2017; 54(5): 670–679.
35. Jahani S, Salari F, Elahi N, et al. Investigating the effect of reflexology in intensity of pain and anxiety among patients suffering from metastatic cancer in adults' hematology ward. *Asian J Pharm Clin Res* 2018; 11(6): 5.
36. Goepfert M, Liebl P, Herth N, et al. Aroma oil therapy in palliative care: a pilot study with physiological parameters in conscious as well as unconscious patients. *J Cancer Res Clin Oncol* 2017; 143(10): 2123–2129.
37. Dadura E, Stępień P, Iwańska D, et al. Effects of abdominal massage on constipation in palliative care patients – a pilot study. *Adv Rehabil* 2017; 31(4): 19–34.
38. Wilkie DJ, Kampbell J, Cutshall S, et al. Effects of massage on pain intensity, analgesics and quality of life in patients with cancer pain: a pilot study of a randomized clinical trial conducted within hospice care delivery. *Hosp J* 2000; 15(3): 31–53.
39. Sheppard MK. The paradox of non-evidence based, publicly funded complementary alternative medicine in the English National Health Service: an explanation. *Health Policy* 2015; 119(10): 1375–1381.
40. Cronfalk BS, Strang P, Ternestedt BM, et al. The existential experiences of receiving soft tissue massage in palliative home care – an intervention. *Support Care Cancer* 2009; 17(9): 1203–1211.
41. Beck I, Runeson I and Blomqvist K. To find inner peace: soft massage as an established and integrated part of palliative care. *Int J Palliat Nurs* 2009; 15(11): 541–545.
42. Gambles M, Croke M and Wilkinson S. Evaluation of a hospice based reflexology service: a qualitative audit of patient perceptions. *Eur J Oncol Nurs* 2002; 6(1): 37–44.
43. Nyatanga B, Cook D and Goddard A. A prospective research study to investigate the impact of complementary therapies on patient well-being in palliative care. *Complement Ther Clin Pract* 2018; 31: 118–125.
44. Armstrong M, Flemming K, Kupeli N, et al. Aromatherapy, massage and reflexology: a systematic review and thematic synthesis of the perspectives from people with palliative care needs. *Palliat Med* 2019; 33(7): 757–769.
45. Higginson IJ, Evans CJ, Grande G, et al. Evaluating complex interventions in end of life care: the MORECare statement on

- good practice generated by a synthesis of transparent expert consultations and systematic reviews. *BMC Med* 2013; 11: 111.
46. Albers G, Echteld MA, de Vet HC, et al. Evaluation of quality-of-life measures for use in palliative care: a systematic review. *Palliat Med* 2010; 24(1): 17–37.
 47. Kirchhoff KT and Kehl KA. Recruiting participants in end-of-life research. *Am J Hosp Palliat Me* 2008; 24(6): 515–521.
 48. Serfaty M, Csipke E, Haworth D, et al. A talking control for use in evaluating the effectiveness of cognitive-behavioral therapy. *Behav Res Ther* 2011; 49(8): 433–440.
 49. Whitehead WE. Control groups appropriate for behavioral interventions. *Gastroenterology* 2004; 126(1 Suppl1): S159–S163.
 50. Medical Research Council. *A framework for development and evaluation of RCTs for complex interventions to improve health*. Swindon: Medical Research Council, 2000.
 51. McVicar A, Greenwood C, Ellis C, et al. Influence of study design on outcomes following reflexology massage: an integrative and critical review of interventional studies. *J Altern Complement Med* 2016; 22(9): 739–750.
 52. Chalmers I and Glasziou P. Avoidable waste in the production and reporting of research evidence. *Lancet* 2009; 374(9683): 86–89.
 53. Glasziou P and Chalmers I. Research waste is still a scandal – an essay by Paul Glasziou and Iain Chalmers. *BMJ* 2018; 363: k4645.