



RESEARCH ARTICLE

REVISED Visualizing highly cited scientific output of Indian physiotherapists: A bibliometric study [version 2; peer review: 1 approved, 2 approved with reservations]

Arun Vijay Subbarayalu ¹, Manuelraj Peter ², Mohamed Idhris ³, Sivasankar Prabakaran¹, Muhil Sakthivel⁴, Vinoth Raman ¹, Palanivel R.M.¹, Ola Ibrahim Ramzi⁵

¹Quality Measurement and Evaluation Department, Deanship of Quality and Academic Accreditation, Imam Abdulrahman Bin Faisal University, Dammam, Saudi Arabia

²Library Systems Department, Deanship of Library Affairs, Imam Abdulrahman Bin Faisal University, Dammam, Saudi Arabia

³Institutional Repository Department, Deanship of Library Affairs, Imam Abdulrahman Bin Faisal University, Dammam, Saudi Arabia

⁴Measurement & Evaluation Unit, Office of Vice Presidency for Graduate Studies & Scientific Research, Imam Abdulrahman Bin Faisal University, Dammam, Saudi Arabia

⁵College of Public Health & Academic Accreditation Department, Deanship of Quality and Academic Accreditation, Imam Abdulrahman Bin Faisal University, Dammam, Saudi Arabia

v2 First published: 24 Mar 2020, 9:207
<https://doi.org/10.12688/f1000research.22390.1>
 Latest published: 19 May 2020, 9:207
<https://doi.org/10.12688/f1000research.22390.2>

Abstract

Background: Physiotherapy research supports the advancement of evidence-based practice and the development of a highly skilled workforce. This study aims to visualize the highly cited scientific output of Indian physiotherapists from 1999 to 2018.

Methods: A descriptive study design was adopted to visualize the highly cited scientific output of Indian physiotherapists using the Web of Science (WoS) database from 1999 to 2018. A search was carried out using the following keywords "(TS=(physiotherapy) OR TS=(\"physical rehabilitation\") OR TS=(\"physical therapy\")) AND AD=(India))Indexes=SCI-EXPANDED, SSCI, A&HCI, CPCI-S, CPCI-SSH, ESCI, CCR-EXPANDED, IC Timespan=1999-2018". Data collected were analyzed using Incites from WoS and VOSviewer software.

Results: A total of 488 articles were published between 1999 and 2018, with a peak of 103 in 2016 with 2419 citations. A decline in publication count was observed after 2016. The journal *International Journal of Physiotherapy* published the highest number of articles (n=35). Manipal University (n=36) was found to be the most active institution for physiotherapy research in India, as determined by publishing the most articles. Indian physiotherapists published the highest number of research articles in collaboration with US authors (n=24).

Conclusion: There is an increasing trend in the scientific output of Indian physiotherapists over the past two decades; however, a decline is observed after 2016. It is recommended that research collaborations across the globe

Open Peer Review

Reviewer Status ✓ ? ?

	Invited Reviewers		
	1	2	3
version 2 (revision) 19 May 2020			? report
version 1 24 Mar 2020	✓ report	?	report

- Gopal Nambi** ^{id}, Prince Sattam Bin Abdulaziz University, Al-Kharj, Saudi Arabia
- Aamir Raof Memon** ^{id}, Peoples University of Medical and Health Sciences for Women, Nawabshah, Pakistan
- Prakash Vaidhiyalngam** ^{id}, Charotar University of Science and Technology, Changa, India

are increased and scientific output should be improved, leading to a higher number of citations. Future research should explore factors influencing the scientific production of Indian physiotherapists and devise appropriate strategies to attain further improvement.

Any reports and responses or comments on the article can be found at the end of the article.

Keywords

Bibliometric study, India, Physiotherapy, Scientific output



This article is included in the [Science Policy Research gateway](#).

Corresponding author: Arun Vijay Subbarayalu (ausubbarayalu@iau.edu.sa)

Author roles: **Subbarayalu AV:** Conceptualization, Writing – Review & Editing; **Peter M:** Data Curation; **Idhris M:** Data Curation; **Prabaharan S:** Writing – Original Draft Preparation; **Sakthivel M:** Writing – Review & Editing; **Raman V:** Formal Analysis; **R.M. P:** Formal Analysis; **Ibrahim Ramzi O:** Supervision

Competing interests: No competing interests were disclosed.

Grant information: The author(s) declared that no grants were involved in supporting this work.

Copyright: © 2020 Subbarayalu AV *et al.* This is an open access article distributed under the terms of the [Creative Commons Attribution License](#), which permits unrestricted use, distribution, and reproduction in any medium, provided the original work is properly cited.

How to cite this article: Subbarayalu AV, Peter M, Idhris M *et al.* **Visualizing highly cited scientific output of Indian physiotherapists: A bibliometric study [version 2; peer review: 1 approved, 2 approved with reservations]** F1000Research 2020, 9:207 <https://doi.org/10.12688/f1000research.22390.2>

First published: 24 Mar 2020, 9:207 <https://doi.org/10.12688/f1000research.22390.1>

REVISED Amendments from Version 1

In response to the reviewers' comments, the previously published version of this article was revised with appropriate responses. The new version of this article includes the revised abstract, manuscript text, tables, figures, data link, and references. The previously submitted tables and figures are updated with new data since one correction article was removed. Additionally, the three new tables, such as the collaboration patterns of articles, the top 10 highly cited papers of Indian physiotherapists, and the top 20 keywords are provided. Moreover, two new figures depicting the information about the top 10 collaborating countries and the top 10 authors collaboration are added using VOSviewer. A new heading "Limitations and Recommendations" has been added to describe the limitations and further recommendations of this study. All tables and figures are provided in the revised link (Version 2) of Open Science Framework in the same order as they appear in Version 2 of the manuscript. Also, seven additional supporting literature is added to strengthen the findings and are listed in the reference section. English language editing has already been carried out to improve the clarity of the readers.

Any further responses from the reviewers can be found at the end of the article

Introduction

The scientific output of a profession is recognized by the frequency of publications, which are published in peer-reviewed journals and indexed in bibliographic databases¹⁻³. In physiotherapy, this scientific output is utilized to enhance existing knowledge and develop guidelines for highly effective clinical practice⁴. Accordingly, the analysis of scientific output allows the definition of baseline indicators in knowledge and clinical practice in physiotherapy^{5,6}. Various studies investigated the scientific output of physiotherapists across the globe⁶⁻¹⁴. Among these studies, several utilized electronic searches^{6,7,9-11,13,14}, whereas others were limited to document reviews^{8,12}. Concerning the Indian context, only two studies have been performed to reveal the research productivity of Indian physiotherapists from 2000 to 2014, which were limited to the Medline database^{10,11}. Moreover, Li *et al.* (2018) recently stated that Clarivate Analytics's Web of Science (WoS) is the World's foremost scientific citation search and analytical platform, which can be used as both a research tool and dataset¹⁵. Hence, there is a need for further research that should involve the WoS database to detect high-quality research publications by Indian physiotherapists until 2018. Therefore, this study was planned to conduct a bibliometric study on the scientific output of Indian physiotherapists using WoS during the last two decades (from 1999 to 2018).

Methods

The descriptive study design was adopted to reveal the scientific output of Indian physiotherapists using an electronic literature search in the **WoS database** during the period from 1999 to 2018.

Article selection

The search was conducted on 14th October 2019. The term 'Indian physiotherapists' denotes physiotherapy professionals employed in any of the academic or clinical establishments

in India in the study period. The search was carried out in WoS using the following keywords "(TS=(physiotherapy) OR TS=(physical rehabilitation)) OR TS=(physical therapy)) AND AD=(India))Indexes=SCI-EXPANDED, SSCI, A&HCI, CPCI-S, CPCI-SSH, ESCI, CCR-EXPANDED, IC Timespan=1999-2018". The search started from 1999 since this study aimed to retrieve data from the past two decades.

Article screening

The search methodology is described in **Figure 1**. Based on the inclusion criteria, 488 publications were included and proceeded for further analysis.

Data analysis

Retrieved articles were analyzed using **Incites** in WoS and Visualization of Similarities (VOS) viewer 1.6.11. VOS is a new method used for visualizing similarities between objects^{16,17}. Incites was used to gather information on publication year, authorship ranking, source journal productivity, collaborating institutions, country-wise research collaboration, citations, and collaboration pattern of articles. In addition, the information related to h-index was obtained from the Incites in WoS. Here, the h-index reflects the productivity of authors based on their publication and citation records. It is useful because it discounts the disproportionate weight of highly cited papers or papers that have not yet been cited. The data, which is exported from the WoS database as an ISI common export (.ciw) format, were imported into VOSviewer to explore the co-occurrences of keywords used by the authors in their articles. The flowchart describing the procedures for carrying out both Incites and VOSviewer analysis is depicted in **Figure 2**.

Since Incites in WoS used in this study is a proprietary software, the researchers could alternatively use a tab-delimited file downloaded from WoS and use it in VOSviewer.

Results

A total of 488 articles were included in the study; 381 research articles, 53 reviews, 34 proceedings, 9 meeting abstracts, 8 letters, and 3 editorial materials. The chosen period of study was divided into four strata with five years each. The strata were 1999-2003; 2004-2008; 2009-2013; and 2014-2018. In the first two strata, the publication count was observed in a single digit (≤ 9). In the third strata, this count has reached two digits with a maximum of 26 in 2013. However, in the fourth strata, an abrupt rise in the publication count was observed with a peak of 103 in 2016. Notably, the publication counts after 2016 decreased and rose slightly in 2018, but not to those levels seen in 2016 (**Table 1** and **Figure 3**). Regarding citation count, there was a gradual rise over the research period, with a total of 2419 citations between 1999 and 2018, more than 100 of which have been documented since 2012. The highest average citation (citations/article) of ≥ 10 was observed only in 2006 (mean, 11.00) and 2014 (mean, 10.20).

A total of 264 journals had published the 488 retrieved articles. The top 20 journals in which Indian physiotherapists

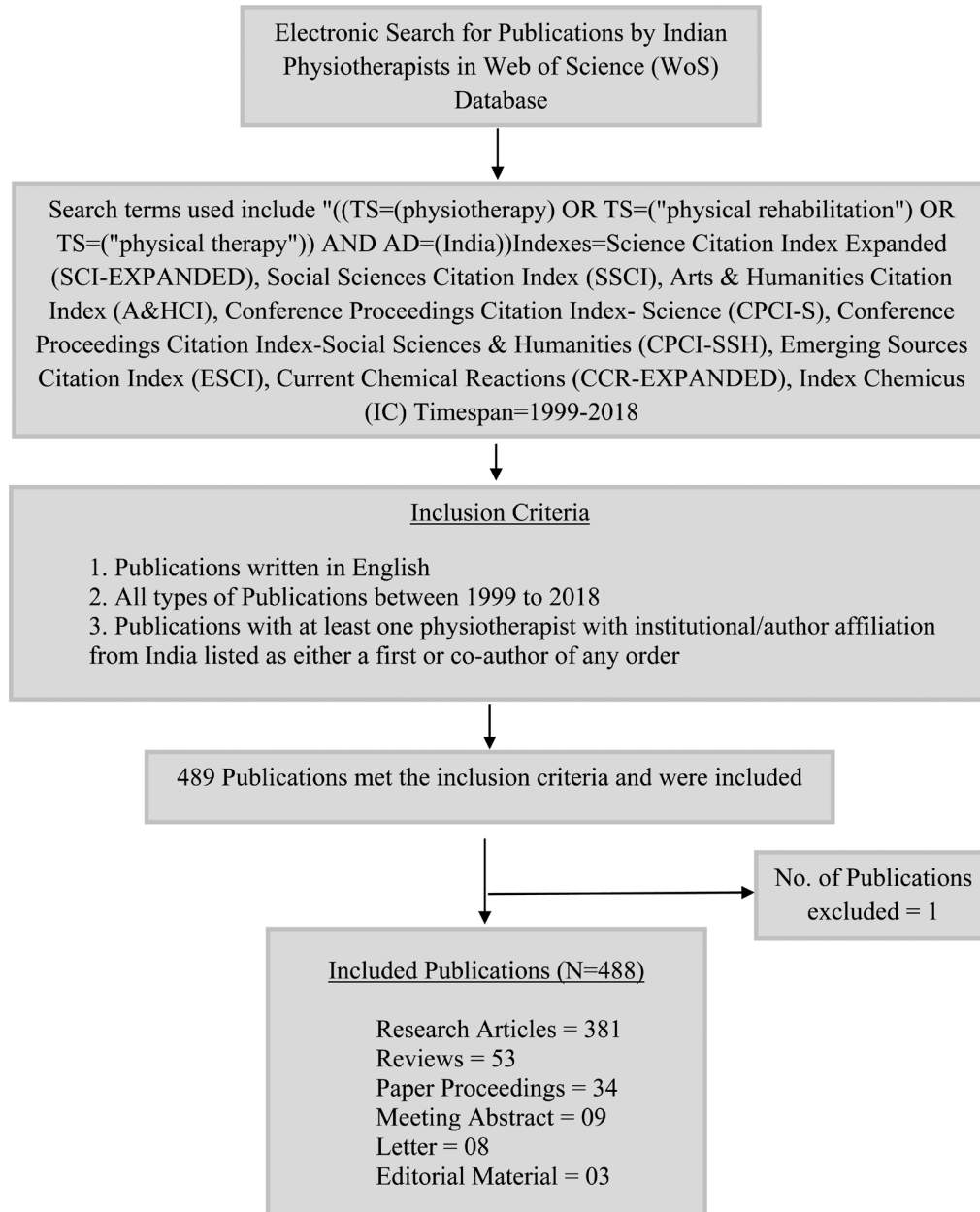


Figure 1. Flowchart showing the process for search methodology.

published over the study period are displayed in [Table 2](#). The top 20 journals published 174 articles i.e., 35.66% of total publications (N=488) in the research period. Out of the top 20 ranked journals, 11 were journals based in India, 26.79% of the total publications.

The *International Journal of Physiotherapy* published 35 articles, with six citations for these 35 articles, an average citation per article as 0.17. It was the most active journal found in this study and contributed to 7.17% of total publications. In contrast, the journal *Haemophilia* published seven articles with 68 citations for these articles, an average citation of 9.71. Similarly,

Annals of Indian Academy of Neurology published four articles, with citations of 43, giving it the highest average citation of 10.75 ([Table 2](#)).

[Table 3](#) shows the top 20 authors who worked with Indian physiotherapists to publish physiotherapy articles. These authors contributed 22.13% of total publications (N=488) in collaboration with Indian physiotherapists. Kumar S, Mahadevappa M, and Samuel AJ collectively have accounted for 5.74% of total publications (N=488). An Indian author named Kumar R (ICMR-National Institute of Occupational Health) is the Indian physiotherapist with the highest h-index (18) and had published

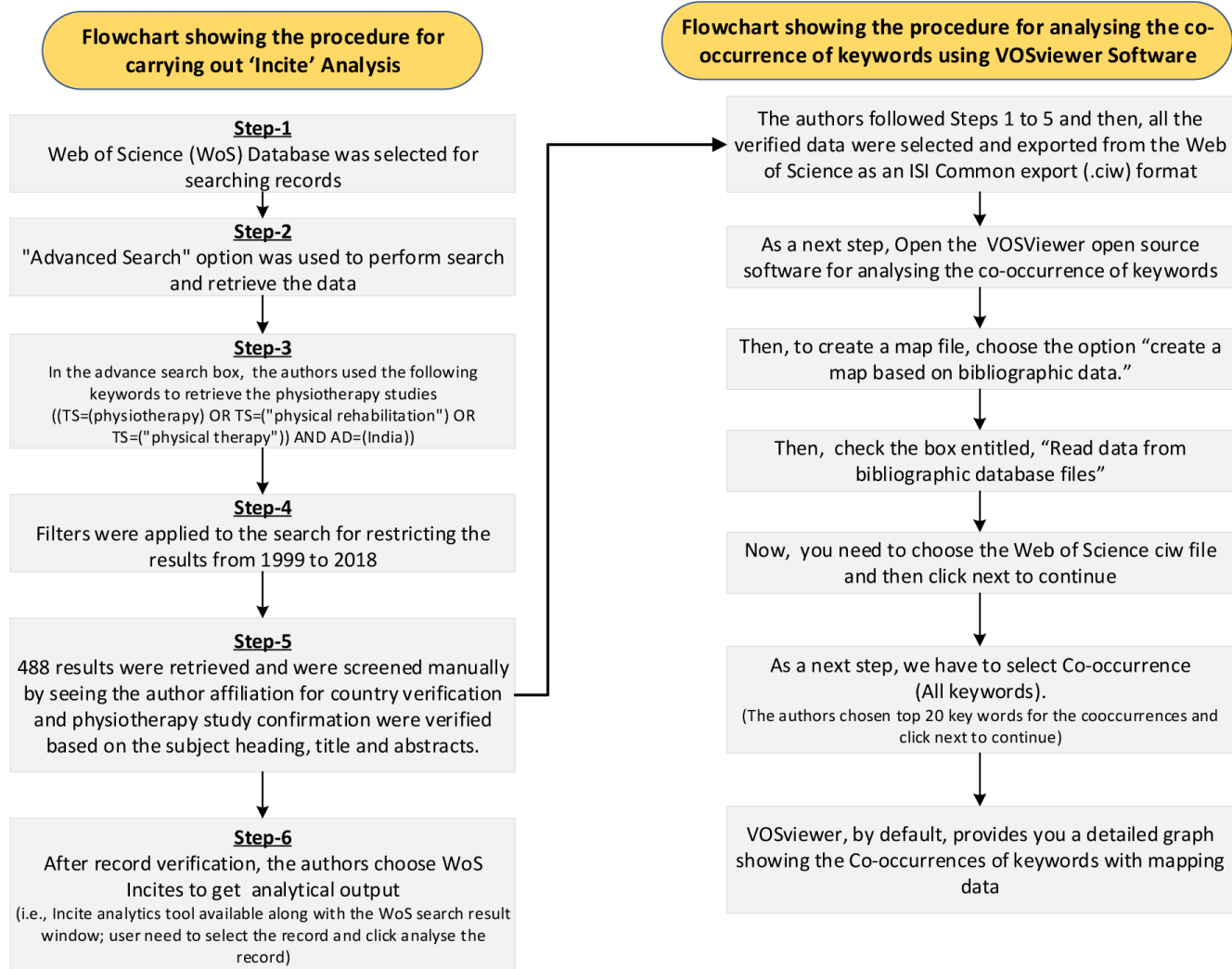


Figure 2. Flowchart showing the procedures to execute the Incites and VOSviewer analysis.

five articles, which were cited 1372 times. The citations per article of that particular author was observed as high of 274.40. Further, the type of author collaboration was explored and the year-wise collaboration pattern of the articles was presented in Table 4. Out of 488 publications, 27.05% of articles were published by five and above authors, and 5.5% by a single author.

The top 20 institutions collaborating with Indian physiotherapists for physiotherapy research are displayed in Table 5. Among these institutions, Manipal University (India) has the highest number of publications, with 7.38% of total publications, followed by Christian Medical College Hospital (India; 3.89%), the Indian Institute of Technology (India; 3.69%) and King Saud University (KSU; Saudi Arabia; 3.69%). In total, 90% of

collaborating institutions were based in India. Internationally, KSU and the University of London (UK; 1.23%) had the most active cooperation with Indian physiotherapists over this time period.

Out of the total publications (N=488), articles published by Indian physiotherapists in collaboration with authors belonging to international countries was as follows: United States (4.92%), Saudi Arabia (4.51%), UK (3.69%), Canada (1.84%), and Sweden (1.02%). Italy, Pakistan, Brazil, Australia, Malaysia, and Mexico contributed 0.82% each to total publications (Table 6). Out of the top 20 countries, Indian physiotherapists collaborated the most with the US (after India), publishing 24 articles, which secured 370 citations (average citation 15.42). Notably, articles published by Indian physiotherapists in collaboration with

Table 1. Publication trend of articles published by Indian physiotherapists between 1999 and 2018. Data obtained from Web of Science. Includes all articles types. N articles = 488.

Publication year	Articles	% of total publications	Citations total	Average citation (citations/article)
1999	1	0.20	0	0.00
2000	1	0.20	0	0.00
2001	4	0.82	1	0.25
2002	1	0.20	2	2.00
2003	1	0.20	3	3.00
2004	6	1.23	8	1.33
2005	7	1.43	8	1.14
2006	1	0.20	11	11.00
2007	7	1.43	18	2.57
2008	9	1.84	17	1.89
2009	16	3.28	34	2.13
2010	11	2.25	69	6.27
2011	18	3.69	93	5.17
2012	21	4.30	131	6.24
2013	26	5.33	184	7.08
2014	25	5.12	255	10.20
2015	82	16.80	297	3.62
2016	103	21.11	356	3.46
2017	74	15.16	425	5.74
2018	74	15.16	507	6.85
Total	488	100.00	2419	

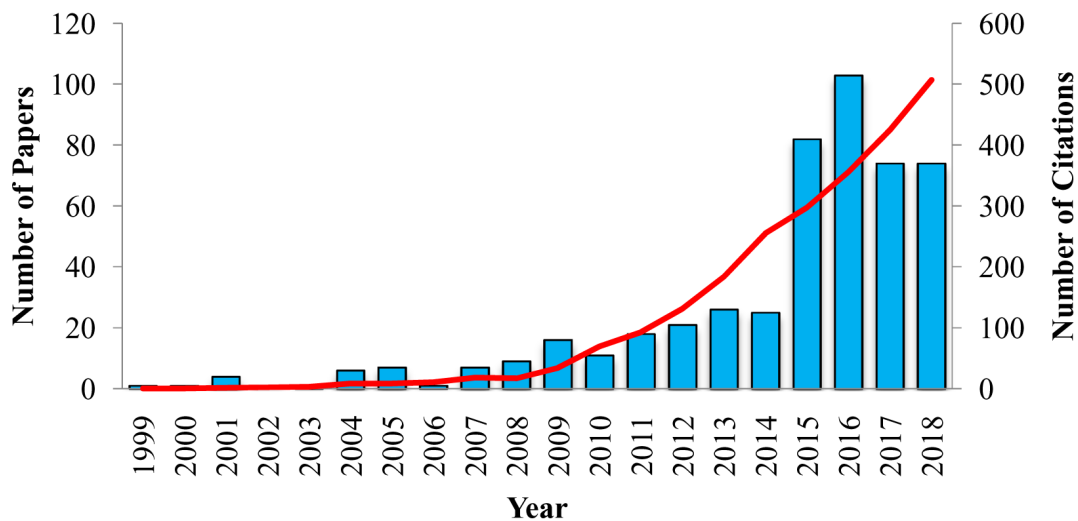


Figure 3. The growth trend for publications and citations by Indian physiotherapists between 1999 and 2018. Data obtained from Web of Science. Includes all articles types.

Table 2. Top 20 journals where Indian physiotherapists published between 1999 and 2018. Data obtained from Web of Science. Includes all articles types. N articles = 488.

Journals	Country	h-Index	SJR Value	JCR IF	Articles	% of total articles	Total citations	Average citation (citations/article)
International Journal of Physiotherapy	India	*	*	*	35	7.17	6	0.17
Journal of Evolution of Medical and Dental Sciences- JEMDS	India	*	*	*	30	6.15	4	0.13
Journal of Clinical and Diagnostic Research	India	28	0.35	*	26	5.33	40	1.54
Haemophilia	UK	84	1.16	3.59	7	1.43	68	9.71
Indian Journal of Critical Care Medicine	India	25	0.34	*	7	1.43	53	7.57
Indian Journal of Orthopedics	India	24	0.37	0.978	7	1.43	17	2.43
Journal of Orthopaedic Surgery	France	36	0.43	0.957	6	1.23	36	6
Physiotherapy Theory and Practice	England	39	0.54	1.158	6	1.23	25	4.17
Indian Pediatrics	India	46	0.34	1.163	5	1.02	34	6.8
International Journal of Scientific Study	India	*	*	*	5	1.02	17	3.4
Journal of Back and Musculoskeletal Rehabilitation	Netherlands	25	0.53	0.814	5	1.02	0	0
Nitte University Journal of Health Science	India	*	*	*	5	1.02	0	0
Annals of Indian Academy of Neurology	India	22	0.38	0.898	4	0.82	43	10.75
Hong Kong Physiotherapy Journal	Hong Kong	11	0.3	*	4	0.82	35	8.75
International Journal of Oral and Maxillofacial Surgery	Denmark	90	1.09	1.961	4	0.82	29	7.25
Journal of Maxillofacial Oral Surgery	India	*	*	*	4	0.82	13	3.25
Journal of Physical Therapy Science	Japan	23	0.8	0.392	4	0.82	12	3
Leprosy Review	UK	40	0.48	0.541	4	0.82	5	1.25
Annals of Neurosciences	India	14	0.44	*	3	0.61	16	5.33
Bangladesh Journal of Medical Science	Bangladesh	7	0.15	*	3	0.61	0	0

*=Indexed in Emerging Science Citation Index (ESCI) but not indexed in SJR and JCR

German authors had the highest number of average citation (41.00), though only three articles were published. Besides, the top 10 highly cited papers during the study period were provided in [Table 7](#). Among those papers, an article published by Singh *et al.* (2008) in the Digest journal of Nanomaterials and

Biostructures received 236 citations until 2018 with the average citation of 18.15 per year.

Using VOSviewer, the top 20 keywords used in articles (from a total of 2477 keywords) are shown in [Figure 4](#). An article's

Table 3. Top 20 authors collaborated between 1999 and 2018. Data obtained from Web of Science. Includes all articles types. N articles = 488.

Author	Institution	Country	Articles	%	Total citation	Citation per article	h-index
Kumar S	King George Med University	India	12	2.46	21	1.75	2
Mahadevappa M	JSS Mahavidyapeetha	India	8	1.64	1026	128.25	13
Samuel AJ	Maharishi Markandeshwar	India	8	1.64	20	2.50	2
Biswas A	Jadavpur University	India	6	1.23	544	90.67	15
Singh S	Banaras Hindu University	India	6	1.23	231	38.50	2
Kumar R	ICMR-National Institute of Occupational Health	India	5	1.02	1372	274.40	18
Prakash V	Charotar University of Science and Technology	India	5	1.02	480	96.00	9
Iqbal ZA	King Saud University	Saudi Arabia	5	1.02	119	23.80	6
Lenka PK	National Institute of Occupational Health	India	5	1.02	105	21.00	5
Pattnaik M	National Institute of Technology	India	5	1.02	92	18.40	6
Hariohm K	Center for Evidence based Neurorehabilitation	India	5	1.02	28	5.60	3
Kumar A	Basaveshwara Teaching and General Hospital	India	5	1.02	0	0.00	0
Kumar N	Central Scientific Instruments Organisation	India	5	1.02	0	0.00	0
Gupta A	National Institute of Mental Health and Neurosciences	India	4	0.82	513	128.25	14
Maiya AG	Manipal University	India	4	0.82	53	13.25	7
Goregaonkar AB	Lokmanya Tilak Municipal General Hospital	India	4	0.82	38	9.50	4
Arumugam N	Punjabi University	India	4	0.82	35	8.75	3
Dutta A	North Bengal Medical College	India	4	0.82	33	8.25	3
Gupta M	Vardhaman College of Engineering	India	4	0.82	30	7.50	3
Gupta P	Pt JNM Medical College Raipur	India	4	0.82	2	0.50	2

keyword may represent its primary material, and to some degree, the frequency of occurrence¹⁸. Likewise, co-occurrence can indicate centered themes of research in a field. Through VOSviewer, the authors observed top 20 keywords and it is shown in Table 8. Among the top 20 keywords, the minimum number of occurrences of each keyword was set to 11 and excluded the keyword “Physiotherapy,” “Rehabilitation,” and “Physical Therapy” from the formation of the cluster. There were three co-citation clusters formed using this criterion. The results showed that the keyword “Management (cluster 1 red color)” had the highest linkages (N=50) with all the 3 clusters, followed by keywords “Exercise (cluster 2 green color)” and “Reliability (cluster 3 blue color)” had 40 and 39 linkages respectively with all 3 clusters. Besides, the collaboration observed among the top 10 authors and top 10 countries were presented in Figure 5 and Figure 6 respectively. Concerning the top 10 authors

collaboration, co-authorship network analysis produced a map for authors with at least four papers and formed six clusters. The most profile authors in terms of citation were observed as Kumar R and Mahadevappa M. These authors showed more collaboration. Furthermore, network visualization of countries with a minimum of four papers showed the top 10 countries in three clusters. The following pairs of countries showed a strong collaboration between them: India-USA (link strength =22), India-Saudi Arabia (link strength=22), and India-England (link strength=17).

Discussion

Publication count

Using the Scopus database, a recent study had observed that Italian physiotherapists published 1083 articles from the year 1995 to 2016. More than 50% of the total publications were

Table 4. Collaboration Patterns of Articles between 1999 and 2018. Data obtained from Web of Science. Includes all articles types. N articles = 488.

Publication year	Single Author	Two Authors	Three Authors	Four Authors	Five and Above Authors	Total Authors
1999			1		0	1
2000				1	0	1
2001	1			2	1	4
2002					1	1
2003	1				0	1
2004	1			2	3	6
2005	3		2	2	0	7
2006				1	0	1
2007			3	1	3	7
2008		3	3	1	2	9
2009		2	5	3	6	16
2010		3	1	5	2	11
2011		3	1	6	8	18
2012	2	2	6	4	7	21
2013	2	5	9	6	4	26
2014		5	3	11	6	25
2015	4	16	19	25	18	82
2016	5	18	32	23	25	103
2017	2	15	16	15	26	74
2018	6	19	16	13	20	74
Grand Total	27	91	117	121	132	488

produced between the years 2012 and 2016¹³. In India, Hariohm *et al.* observed that a considerable increase in the research output of Indian physiotherapists, using the MEDLINE database, between the years 2000 and 2014, with a total of 182 articles¹¹. Through this study, the authors observed that Indian physiotherapists had published 488 articles in WoS from 1999 to 2018, with a peak of 103 articles in 2016. In addition, there was a considerable drop in publication count following 2016. Remarkably, the publication count during the fourth strata (i.e., from 2014 to 2018) accounted for 73.6% (n=358) of total publications (N=488). From these results, it is inferred that Indian physiotherapists are increasingly aware of publishing more articles in high-quality journals in recent years and have enhanced their research competencies gradually to raise their scientific output. Nevertheless, a considerable drop in their publication count after 2016 indicates that there is a need for further research to reveal individual and institutional factors causing this decline and frame appropriate strategies to improve the scientific output of Indian physiotherapists.

Citations

Littman *et al.* analyzed the research output of 45 physical therapy faculty in the southeastern US from 2000 to 2016

using their curriculum vitae. The range of publications and the citations of these faculty was observed as 0 to 43, and 0 to 943, respectively¹². Further, Italian physiotherapists published 1083 articles with 13,373 citations in the Scopus database from before 1995 to 2016¹³. Compared to these findings, this study revealed that 488 articles published by Indian physiotherapists in WoS from 1999 to 2018 secured only 2419 citations. Specifically, an article by Singh *et al.* published in 2008 had a high citation count of 236 till 2018. Besides, Sturmer *et al.* found that 222 articles were published by Brazilian physical therapy researchers in WoS in 2010, which had a total of 1805 citations⁶. In contrast, this study reported that Indian physiotherapists published only 65 articles with 171 citations up to the year 2010 in WoS. Even though the articles published by Indian physiotherapists were suitable enough for several researchers to cite them often, there is a need to improve the citation count of their publications in the future.

Journals

Notably, this study observed that Indian-based journals published 26.84% of the total publications (N=488); no publications were observed in US-based journals. Further, the highest count of publications was observed in an Indian-based journal

Table 5. Top 20 institutions collaborating with Indian physiotherapists between 1999 and 2018. Data obtained from Web of Science. Includes all articles types. N articles = 488.

Institutions	Country	Articles	% of total articles	Collaboration
Manipal University	India	36	7.38	National
Christian Medical College Hospital	India	19	3.89	National
Indian Institute of Technology	India	18	3.69	National
King Saud University	Saudi Arabia	18	3.69	International
All India Institute of Medical Sciences	India	14	2.87	National
Dr Dy Patil Vidyapeeth Pune	India	12	2.46	National
Nitte Deemed to Be University	India	12	2.46	National
Maharishi Markandeshwar University	India	11	2.25	National
Sri Ramachandra University	India	11	2.25	National
National Institute of Mental Health Neurosciences India	India	10	2.05	National
Indian Institute of Technology IIT Kharagpur	India	8	1.64	National
Apollo Hospital	India	6	1.23	National
Banaras Hindu University	India	6	1.23	National
Charotar University of Science Technology Charusat	India	6	1.23	National
Jamia Millia Islamia	India	6	1.23	National
Punjabi University	India	6	1.23	National
University of London	UK	6	1.23	International
Pgimer Chandigarh	India	5	1.02	National
St John S Medical College	India	5	1.02	National
St John S National Academy of Health Sciences	India	5	1.02	National

Table 6. Top 20 countries collaborating with Indian physiotherapists between 1999 and 2018. Data obtained from Web of Science. Includes all articles types. N articles = 488.

Countries	Articles	% of total articles	Citations	Average citation (Citations/article)
India	488	100	2819	5.78
USA	24	4.92	370	15.42
Saudi Arabia	22	4.51	90	4.09
UK	18	3.69	245	13.61
Canada	9	1.84	29	3.22
Sweden	5	1.02	35	7.00
Italy	4	0.82	52	13.00
Pakistan	4	0.82	50	12.50
Brazil	4	0.82	37	9.25
Australia	4	0.82	23	5.75
Malaysia	4	0.82	11	2.75
Mexico	4	0.82	0	0.00
Germany	3	0.61	123	41.00
Singapore	3	0.61	102	34.00
France	3	0.61	32	10.67
Denmark	3	0.61	14	4.67
Iran	2	0.41	33	16.50
Argentina	2	0.41	12	6.00
Japan	2	0.41	8	4.00
Ethiopia	2	0.41	1	0.50

Table 7. Top 10 highly cited papers by Indian physiotherapists between 1999 and 2018. Data obtained from Web of Science. Includes all articles types. N articles = 488.

Article title	Author (Year of Publication)	Journal Title	Total citations	Average citation per year
Nanotechnology in medicine and antibacterial effect of silver nanoparticles	Singh <i>et al.</i> (2008)	Digest journal of Nanomaterials and Biostructures	236	18.15
Resting state changes in functional connectivity correlate with movement recovery for BCI and robot-assisted upper-extremity training after stroke	Varkuti <i>et al.</i> (2013)	Neurorehabilitation and Neural Repair	108	13.5
An adaptive wearable parallel robot for the treatment of ankle injuries	Jamwal <i>et al.</i> (2014)	Ieee-Asme Transactions on Mechatronics	94	13.43
Post-stroke balance training: Role of force platform with visual feedback technique	Srivastava <i>et al.</i> (2009)	Journal of the Neurological Sciences	82	6.83
Seroma formation after breast cancer surgery: What we have learned in the last two decades	Srivastava <i>et al.</i> (2012)	Journal of Breast Cancer	73	8.11
Comparison of continuous thoracic epidural and paravertebral blocks for postoperative analgesia after minimally invasive direct coronary artery bypass surgery	Dhole <i>et al.</i> (2001)	Journal of Cardiothoracic and Vascular Anesthesia	69	3.45
A comprehensive yoga programs improves pain, anxiety and depression in chronic low back pain patients more than exercise: An RCT	Tekur <i>et al.</i> (2012)	Complementary Therapies in Medicine	53	5.89
Functional electrical stimulation of dorsiflexor muscle: Effects on dorsiflexor strength, plantarflexor spasticity, and motor recovery in stroke patients	Sabut <i>et al.</i> (2011)	Neurorehabilitation	49	4.9
Mounier-Kuhn syndrome: Report of 8 cases of tracheobronchomegaly with associated complications	Menon <i>et al.</i> (2008)	Southern Medical Journal	43	3.31
Treatment-induced plasticity in Cerebral Palsy: A diffusion tensor imaging study	Trivedi <i>et al.</i> (2008)	Pediatric Neurology	42	3.23

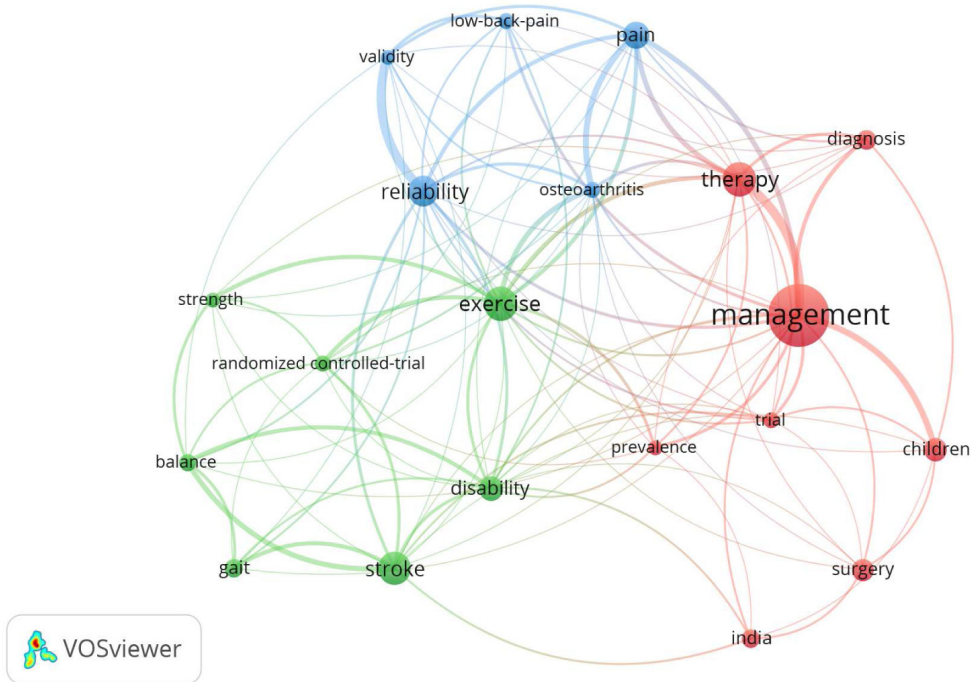


Figure 4. Top 20 keywords co-occurring in articles published by Indian physiotherapists between 1999 and 2018. Graphic created using VOSviewer.

Table 8. The top 20 Keywords observed using VOSviewer. Data obtained from Web of Science. Includes all articles types. N articles = 488.

Label	Cluster	Weight<Links>	Weight<Total link strength>	Weight<Occurrences>	Score<Avg. citations>	Score<Avg. norm. citations>
management	1	17	50	46	5.6957	1.1319
exercise	2	16	40	25	4.36	1.2534
reliability	3	14	39	23	6.5652	1.132
therapy	1	14	36	25	9.8	1.7033
pain	3	11	34	20	3.75	1.1042
disability	2	16	30	18	13.6667	1.5366
stroke	2	13	28	24	7.875	1.0259
osteoarthritis	3	12	27	12	6.9167	1.7262
validity	3	11	24	11	2.3636	0.6107
balance	2	9	22	13	11.3846	2.0156
randomized controlled-trial	2	11	19	12	16.5	2.4907
trial	1	11	18	12	7.25	0.6662
diagnosis	1	9	16	15	8.4667	1.7966
children	1	7	15	17	11.0588	0.9079
low-back-pain	3	8	15	12	2.9167	1.7737
gait	2	7	14	14	7.2857	1.2058
prevalence	1	8	14	11	3.7273	0.7486
strength	2	8	14	11	2.6364	0.6387
surgery	1	8	11	16	4.375	0.6347
India	1	6	10	14	6.8571	1.0477

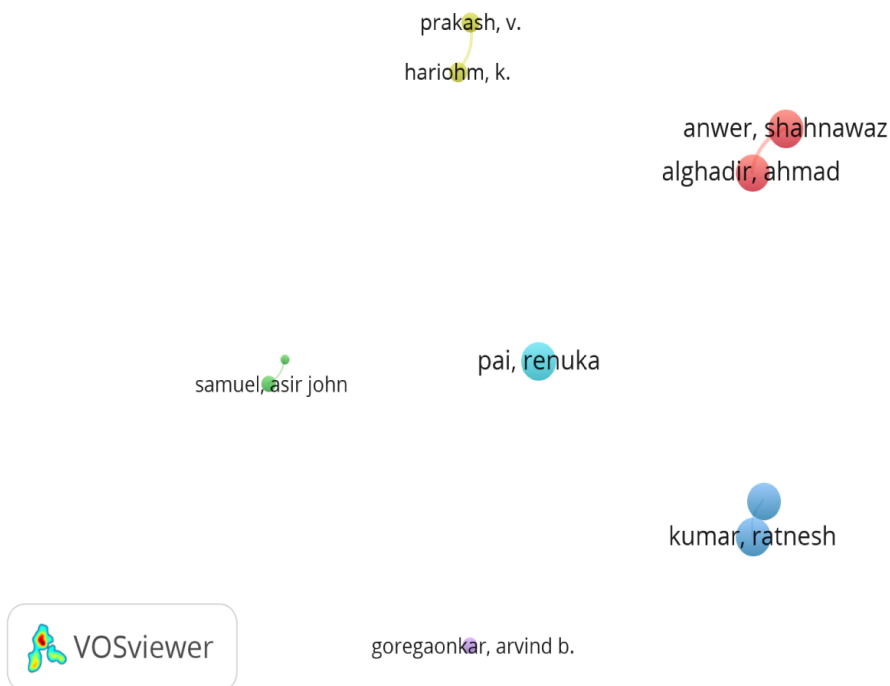


Figure 5. Visualization mapping of top 10 author collaborations.

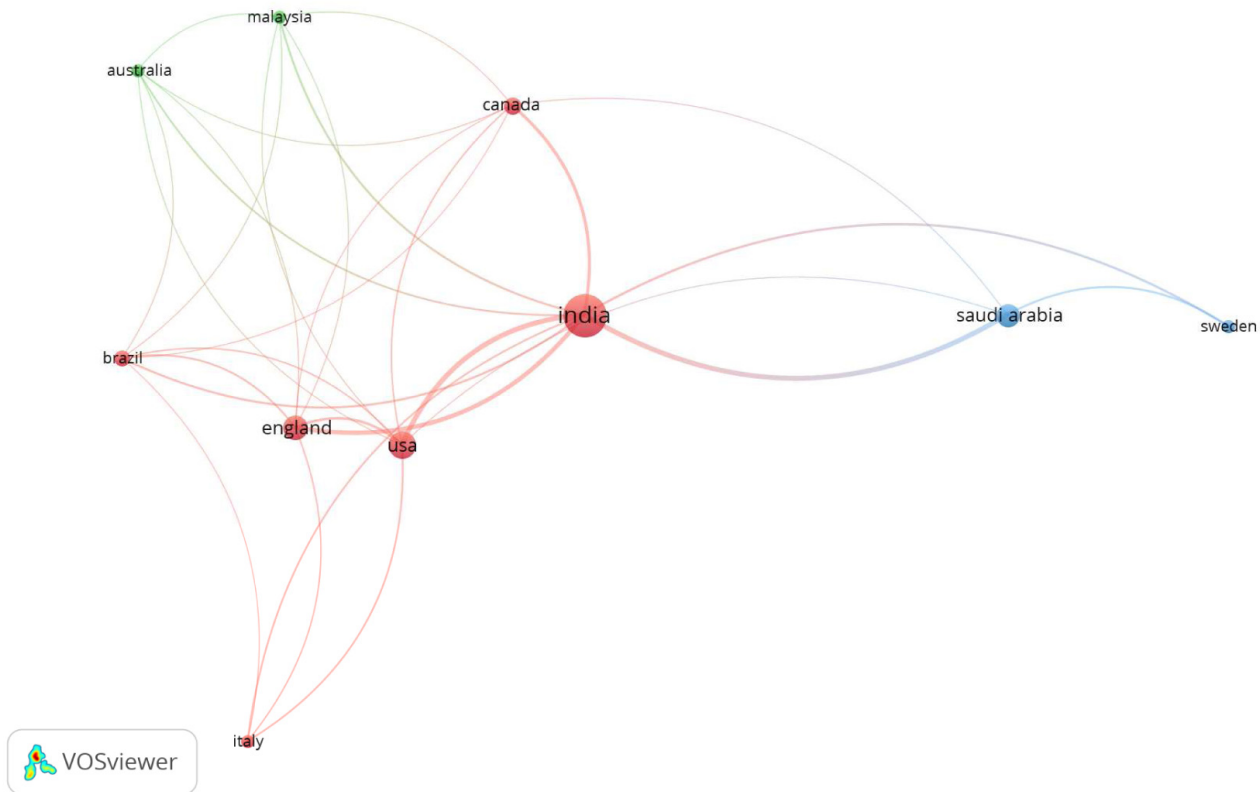


Figure 6. Visualization mapping of top 10 collaborating countries.

International Journal of Physiotherapy. This affinity of Indian physiotherapy researchers towards Indian-based journals might be due to the nature of their research articles, or interest in country-based journals. However, those researchers should expand their contribution to other high-quality international journals. Exploring the reasons behind Indian physiotherapists' choice to publish in these Indian journals is beyond the scope of this study, and further research is warranted to address this critical issue. In general, the choice of researchers to publish in a journal depending on the prestige, impact factor, quality of peer reviews, acceptance rate, readership, article publishing charges, and reputation to the scientific community^{19,20}. Besides, the journals, such as *Haemophilia* and *Annals of Indian Academy of Neurology*, showed considerable citations and a high average citation for only a few articles published in these journals. This implies that these articles might be more useful for the researchers to cite them often²¹.

Collaborating authors

A previous study by Man *et al.* found that four Hong Kong physiotherapy professors had a median h-index of 30.5 and their average total number of citations was 2930.3¹⁴. Moreover, Brazilian physical therapy researchers had a median h-index of 3, according to WoS⁶. Recently, Vercelli *et al.* reported that the mean h-index of 363 Italian physiotherapists was 2.2, which ranged from 0 to 16; mean citations per author were observed as 58¹³. On the other hand, this study observed the top 20

authors who worked with Indian physiotherapists with the range of total citations from 0 to 1372 and h-index from 0 to 18. Particularly, Kumar R (India), had the highest h-index of 18, total citations of 1372, and citations per article of 274.40.

Collaborating institutions

Hariohm *et al.* revealed that Manipal University is an active research institution with 59 articles in the MEDLINE database from 2000 to 2014¹¹. In line with this finding, this study also observed that Manipal University in India was the leading one among the top 20 collaborating institutions that had contributed to 7.38% of total publications (N=488). Besides, 90% of these top 20 collaborating institutions were based in India, whereas only two institutions were based in the UK and Saudi Arabia. This implies that Indian physiotherapists had more collaborations with institutions in their own country. However, there is a need for Indian physiotherapists to collaborate with international institutions to improve their scientific output.

Collaborating countries

This study reveals that Indian physiotherapists published the highest number of articles in collaboration with authors from the following countries, such as the US (4.92% of total publications i.e., N=488) and Saudi Arabia (4.51%). Whereas, the total percentage of publications with other countries is minimal. Hence, this study recommends that Indian physiotherapists should enhance their research collaboration with other countries since

collaborative research allows the development of networks with early-career researchers in other countries^{22–24}, and improves the quality of their scientific output²⁵. Furthermore, earlier studies have also stressed the importance of international research collaboration in health care, and it is frequently regarded as an indicator of quality to develop and disseminate scientific knowledge to newly developing countries^{26,27}.

Keywords by co-occurrence

Dash *et al.* stated that the keywords are one of the three pillars of a biomedical research article. Using the right keywords would augment the article being found by other researchers as these are used by abstracting and indexing services²⁸. Hence, this study revealed the top 20 keywords that occurred in various articles using VOSviewer software. It is observed that the keyword “Management” had the highest of 50 linkages with all the three co-citation clusters.

Conclusion

This study observed that the scientific output of Indian physiotherapists shows an uptrend in performance since 1999, excluding 2017 and 2018, where a considerable decline was noticed. The results showed that Indian physiotherapists had mostly published in Indian-based journals, and collaborated with Indian institutions. Even though there are high-quality publications, there is a need to enhance both the quality and quantity of scientific papers to increase the high number of citations and average citations. This study also recommends that Indian

physiotherapists should expand their research collaboration internationally to improve their scientific output.

Limitations and recommendations

The findings of this study are only limited to the WoS database. Future research can focus on studying the research output of the Indian physiotherapists in other databases to ascertain their research productivity. Future studies can also focus on analyzing individual and institutional factors influencing the research productivity of Indian physiotherapists and develop suitable strategies to enhance their scientific production.

Data availability

Underlying data

Open Science Framework: Visualization pattern of the highly cited scientific output of Indian Physiotherapists: A bibliometric study, <https://doi.org/10.17605/OSF.IO/8GSDH>²⁹

This project contains the following underlying data:

- Article level and citation data for all 488 articles retrieved.
- Journal, author, institution and country data for all 488 articles retrieved.

Data are available under the terms of the [Creative Commons Zero “No rights reserved” data waiver](#) (CC0 1.0 Public domain dedication).

References

1. Ilott I, Bury T: **Research capacity**. *Physiotherapy*. 2002; **88**(4): 194–200. [PubMed Abstract](#) | [Publisher Full Text](#)
2. Ilott I: **Challenges and strategic solutions for a research emergent profession**. *Am J Occup Ther*. 2004; **58**(3): 347–352. [PubMed Abstract](#) | [Publisher Full Text](#)
3. Coury HJCG, Vilella I: **Profile of the Brazilian physical therapy researcher**. *Rev Bras Fisioter*. 2009; **13**(4): 356–363. [PubMed Abstract](#) | [Publisher Full Text](#)
4. Richter RR, Schlomer SL, Krieger MM, *et al.*: **Journal publication productivity in academic physical therapy programs in the United States and Puerto Rico from 1988 to 2002**. *Phys Ther*. 2008; **88**(3): 376–386. [PubMed Abstract](#) | [Publisher Full Text](#)
5. Mugnaini R, Packer AL, Meneghini R: **Comparison of scientists of the Brazilian Academy of Sciences and of the National Academy of Sciences of the USA on the basis of the h-index**. *Braz J Med Biol Res*. 2008; **41**(4): 258–262. [PubMed Abstract](#) | [Publisher Full Text](#)
6. Sturmer G, Viero CC, Silveira MN, *et al.*: **Profile and scientific output analysis of physical therapy researchers with research productivity fellowship from the Brazilian National Council for Scientific and Technological Development**. *Braz J Phys Ther*. 2013; **17**(1): 41–48. [PubMed Abstract](#) | [Publisher Full Text](#)
7. Robertson VJ: **Research and the cumulation of knowledge in Physical Therapy**. *Phys Ther*. 1995; **75**(3): 223–332. [PubMed Abstract](#) | [Publisher Full Text](#)
8. Frantz JM, Rhoda A, Struthers P, *et al.*: **Research productivity of academics in a physiotherapy department: a case study**. *Afr J Health Prof Educ*. 2010; **2**(2): 17–20. [Reference Source](#)
9. Coronado RA, Riddle DL, Wurtzel WA, *et al.*: **Bibliometric analysis of articles published from 1980 to 2009 in Physical Therapy**, journal of the American Physical Therapy Association. *Phys Ther*. 2011; **91**(5): 642–655. [PubMed Abstract](#) | [Publisher Full Text](#)
10. Hariohm K, Prakash V, Saravankumar J: **Quantity and quality of randomized controlled trials published by Indian physiotherapists**. *Perspect Clin Res*. 2015; **6**(2): 91–97. [PubMed Abstract](#) | [Publisher Full Text](#) | [Free Full Text](#)
11. Hariohm K, Prakash V, Saravankumar J: **Research productivity of Indian physiotherapists: A review of MEDLINE**. *Curr Sci*. 2016; **110**(12): 2226–2230. [PubMed Abstract](#) | [Publisher Full Text](#)
12. Littman MA, Sonne JW, Smith GV: **Research productivity of doctor of physical therapy faculty promoted in the southeastern United States**. *Med Educ Online*. 2017; **22**(1): 1368849. [PubMed Abstract](#) | [Publisher Full Text](#) | [Free Full Text](#)
13. Vercelli S, Ravizzotti E, Paci M: **Are they publishing? A descriptive cross-sectional profile and bibliometric analysis of the journal publication productivity of Italian physiotherapists**. *Arch Physiother*. 2018; **8**: 1. [PubMed Abstract](#) | [Publisher Full Text](#) | [Free Full Text](#)
14. Man DWK, Tsang WSF, Lu EY, *et al.*: **Bibliometric study of research productivity in occupational therapy and physical therapy/physiotherapy in four Western countries and five Asian countries/regions**. *Aust Occup Ther J*. 2019; **66**(6): 690–699. [PubMed Abstract](#) | [Publisher Full Text](#)
15. Li K, Rollins J, Yan E: **Web of Science use in published research and review papers 1997–2017: A selective, dynamic, cross-domain, content-based analysis**. *Scientometrics*. 2018; **115**: 1–20. [PubMed Abstract](#) | [Publisher Full Text](#) | [Free Full Text](#)
16. Van Eck NJ, Waltman L, Van den Berg J, *et al.*: **Visualizing the computational intelligence field**. *IEEE Comput Intell M*. 2006; **1**(4): 6–10. [PubMed Abstract](#) | [Publisher Full Text](#)
17. Van Eck NJ, Waltman L: **VOS: A new method for visualizing similarities between objects**. In: Lenz H-J, Decker, R editors. *Advances in data analysis: Studies in Classification, Data Analysis, and Knowledge Organization*. Springer: Berlin, Heidelberg; 2007; 299–306. [PubMed Abstract](#) | [Publisher Full Text](#)

18. Memon AR, Vandelanotte C, Olds T, *et al.*: **Research Combining Physical Activity and Sleep: A Bibliometric Analysis.** *Percept Mot Skills.* 2020; **127**(1): 154–181.
[PubMed Abstract](#) | [Publisher Full Text](#)
19. Pepermans G, Rousseau S: **The decision to submit to a journal: Another example of a valence consistent shift?** *J Assoc Inf Sci Tech.* 2016; **67**(6): 1372–1383.
[Publisher Full Text](#)
20. Mukherjee D: **Choosing the Right Journal-A Comprehensive Guide for Early-career Researchers.** 2018; [Accessed April 20, 2020].
[Reference Source](#)
21. Aksnes DW, Langfeldt L, Wouters P: **Citations, citation indicators, and research quality: An Overview of basic concepts and theories.** *SAGE Open.* 2019.
[Publisher Full Text](#)
22. Camargo AA, Simpson AJ: **Collaborative research networks work.** *J Clin Invest.* 2003; **112**(4): 468–471.
[PubMed Abstract](#) | [Publisher Full Text](#) | [Free Full Text](#)
23. Carroll JK, Albada A, Farahani M, *et al.*: **Enhancing International Collaboration Among Early Career Researchers.** *Patient Educ Couns.* 2010; **80**(3): 417–420.
[PubMed Abstract](#) | [Publisher Full Text](#) | [Free Full Text](#)
24. Zutshi A, McDonald G, Kalejs L: **Challenges in collaborative writing: Addressing authorship attribution.** *Eur Bus Rev.* 2012; **24**(1): 28–46.
[Publisher Full Text](#)
25. Dakik HA, Kaidbey H, Sabra R: **Research productivity of the medical faculty at the American University of Beirut.** *Postgrad Med J.* 2006; **82**(969): 462–464.
[PubMed Abstract](#) | [Publisher Full Text](#) | [Free Full Text](#)
26. Kim KW: **Measuring international research collaboration of peripheral countries: taking the context into consideration.** *Scientometrics.* 2006; **66**(2006): 231–240.
[Publisher Full Text](#)
27. Freshwater D, Sherwood G, Drury V: **International research collaboration: Issues, benefits and challenges of the global network.** *J Res Nurs.* 2007; **11**(4): 295–303.
[Publisher Full Text](#)
28. Dash M: **Three pillars of a biomedical research article: The title, Abstract and keywords.** *J Health Spec.* 2016; **4**(3): 186–189.
[Publisher Full Text](#)
29. Subbarayalu AV, Peter M, Idhris M, *et al.*: **Visualization pattern of the highly cited scientific output of Indian Physiotherapists: A bibliometric study.** 2020.
<http://www.doi.org/10.17605/OSF.IO/8GSDH>

Open Peer Review

Current Peer Review Status:   

Version 2

Reviewer Report 17 June 2020

<https://doi.org/10.5256/f1000research.26175.r61695>

© 2020 Vaidhiyalngam P. This is an open access peer review report distributed under the terms of the [Creative Commons Attribution License](#), which permits unrestricted use, distribution, and reproduction in any medium, provided the original work is properly cited.



Prakash Vaidhiyalngam 

Ashok and Rita Patel Institute of Physiotherapy, Charotar University of Science and Technology, Changa, Gujarat, India

Its a well conceived study exploring key metrics of research work published by Indian Physiotherapists. I think citation-metrics data provided by the authors can be very useful to understand and analyse the publication trend and research productivity of Indian Physiotherapists.

Key issues:

1. I find the title and the aim is somewhat misleading. The study provided an in-depth citation analysis of all research work published by Indian PTs in the WoS indexed journals not just 'highly cited' articles. An additional/sub analysis highlighted top 20 publications.
2. The authors's attempt at reviewing High-quality research indexed in WoS is justifiable. I found two major issues related to how high quality is defined in this study and how it is interpreted:
 1. High-quality journal or publication is not clearly defined. I suggest a brief discussion on using citation metrics and indexing databases as a criteria for research quality to be included in Introduction
 2. Inclusion of journals in Emerging Sources Citation Index (ESCI) need clarification. Journals indexed in ESCI is monitored for quality by WoS but unlike the journals indexed in SCIE it doesn't have impact factor. My suggestion is authors may consider adding a brief note on discussing potential confounding effect of adding multiple journal indexes of SCI. I also think the acronyms (SCI-EXPANDED, SSCI, A&HCI, CPCI-S, CPCI-SSH, ESCI, CCR-EXPANDED, IC) need to be expanded and a brief description of each would help reader to understand similarities and differences among them.
3. How physiotherapy was defined? It is possible that Indian Physiotherapists might have been a part of research teams of Non-Physiotherapy related research. Did the authors screened only articles focused on areas within the scope of physiotherapy. Among Top 10 cited article list, I find the scope of area of articles ranked 1, 5, 6 and 10 are not within Physiotherapy. I checked the article authored by Trivedi *et al* (rank 10). The article was published by authors affiliated with department of radiology. I cannot confirm whether the author Richa Trivedi is a physiotherapist

based on the affiliation details given in the article. How did the authors of this article confirmed? I suggest authors to verify other articles too.

4. Discussion can be more structured with less data and more interpretation of data.

Is the work clearly and accurately presented and does it cite the current literature?

Yes

Is the study design appropriate and is the work technically sound?

Yes

Are sufficient details of methods and analysis provided to allow replication by others?

Yes

If applicable, is the statistical analysis and its interpretation appropriate?

Yes

Are all the source data underlying the results available to ensure full reproducibility?

Yes

Are the conclusions drawn adequately supported by the results?

Partly

Competing Interests: I am a coauthor of similar research work published four years ago

Reviewer Expertise: Knowledge Translation, outcome measurement and outdoor mobility in stroke

I confirm that I have read this submission and believe that I have an appropriate level of expertise to confirm that it is of an acceptable scientific standard, however I have significant reservations, as outlined above.

Version 1

Reviewer Report 07 April 2020

<https://doi.org/10.5256/f1000research.24704.r61693>

© 2020 Memon A. This is an open access peer review report distributed under the terms of the [Creative Commons Attribution License](#), which permits unrestricted use, distribution, and reproduction in any medium, provided the original work is properly cited.



Aamir Raof Memon

Institute of Physiotherapy and Rehabilitation Sciences, Peoples University of Medical and Health Sciences for Women, Nawabshah, Pakistan

I enjoyed reading the bibliometric analysis of scientific output of physiotherapists from India. The manuscript is interesting but requires improvement in its content. My suggestions are given below:

Abstract:

- *Author 1*: “....determined by producing the most articles” should be revised to “determined by **publishing** the most articles”

Introduction:

- *Author 2*: “.....Indian physiotherapists up until 2018 (this study took place in 2019)” please delete “(this study took place in 2019)”
- *Author 3*: “.....this study intended to conduct a bibliometric....” should be revised to “this study was planned to conduct a bibliometric”

Methods:

- *Author 4*: “.....the following term” should be revised to “.....the following keywords” or “.....the following query”.
- *Author 5*: Instead of “physical rehabilitation”, authors could have used “rehabilitation”. Also, authors could use the term “exercise therapy” or “manual therapy” or “manipulative therapy” because not all papers use the terms physical therapy or physiotherapy. Please add space between “AND” and “AD”.
- *Author 6*: Please explain the Web of Science indexes (i.e. SCI-EXPANDED, SSCI, A&HCI, CPCI-S, CPCI-SSH, ESCI, CCR-EXPANDED, IC) in full-form.
- *Author 7*: I think there is a typo here “.....to gather information....” and should be revised to “.....to gather information on...”.
- *Author 8*: Inclusion criterion 3 (Fig 1) should be “publications with at least one physiotherapist with institutional/author affiliation from India listed as a co-author”. In addition (related to criterion 1), did the authors include peer-reviewed journal publications or meeting abstracts and other document types?
- *Author 9*: What is the significance of adding “Correction”? The common practice is that this category of papers is EXCLUDED from the analysis.
- *Author 10*: “.....the information related to h-index was obtained from the Incites in WoS”: please explain h-index and its use here.
- *Author 11*: Please explain the VOS parameters used and cite their original source.
- *Author 12*: “.....used in this study are proprietary...” should be “.....used in this study is a proprietary....”
- *Author 13*: Statistical analysis should present the bibliometric parameters in detail.

Results:

- *Author 14*: “Between 1999 and 2008....” this paragraph should be in the past tense, please revise.

- *Author 15*: “...published 174 articles, 35.58%” should be revised to “published 174 articles i.e. 35.58%”.
- *Author 16*: “...11 were journals based” should be revised to “.....11 journals were based”.
- *Author 17*: “average citation of 0.17” should be revised to “average citation per paper as...”.
- *Author 18*: Fig 2: Please check the heading for Flowchart for VOSviewer analysis – I suspect some errors there.
- *Author 19*: Table 1 (please cross-check with the textual description): I see publications depicting a fluctuating pattern - the only rise is seen after 2010 until 2016. Why don't the authors compare the growth according to the strata of 5 years?
- *Author 20*: Fig 3: It would be good to present the citation trend along with the number of publications - please see these papers. For example, see these papers: <https://www.ncbi.nlm.nih.gov/pubmed/31766944>; <https://doi.org/10.3390/clockssleep2020010>.^{1,2}
- *Author 21*: Table 2-5: I think it would be appropriate to list the top 10 instead of 20 – again, this is a common practice in bibliometric studies. I would also want to see top-10 highly cited papers.
- *Author 22*: Table 2: It would be interesting to discuss the impact factor and SJR ranking (<https://www.scimagojr.com/journalrank.php>) of these journals. This will reflect the quality and visibility of these journals. I see that most of these journals are indexed in the ESCI - the lowest level of WoS indexes.
- *Author 23*: “International Journal of Scientific Study”: I could not find this journal in the Master List search (<https://mjl.clarivate.com/search-results>). I am not really sure about the authenticity of this journal – it looks rather like a questionable journal to me, so I am not sure how its content came up in the results. Please double-check.
- *Author 24*: “The top 20 institutions displayed in Table 4” – this does not look grammatically correct and needs revision. These could be organized in two tables as national (within India) and international (outside India) collaborations.
- *Author 25*: “An article’s keyword may represent its primary.....” needs citation.
- *Author 26*: It would be better to exclude “Physiotherapy” and “Rehabilitation” from the map because they will certainly be the most used. The readers of this paper would rather be interested to see what other terms had frequent occurrence. The authors should also discuss the map (Fig 4) to reflect upon which keywords tend to occur together. For instance, keywords in green (i.e. management, trial, children, diagnosis, surgery, India) tend to belong to the same cluster and are likely to co-occur together. What was the minimum value set for the co-occurrence of a keyword? For example, see this paper: <https://www.ncbi.nlm.nih.gov/pubmed/31766944>.¹
- *Author 27*: Table 3: the column for h-index should come to the right of total citations. Iqbal ZA does not have Indian affiliation, so these names don't correspond well with the caption of the table. I believe these could be organized in two tables as national (within India) and international (outside India) collaborations. If this is not possible then the authors are advised to revise the caption of the

table to bring more clarity in it.

- *Author 28*: Table 4: Please revisit the caption for clarity. Authors should add a column “collaboration” and categorize it as national and international.
- *Author 29*: Table 5: Six institutions with 4 papers are presented but I don't understand how they are ranked (according to the number of citations or citations/paper). As of now, it appears as if they are listed alphabetically. The common method in bibliometric studies is to rank them based on the number of citations.

Discussion:

- *Author 30*: Overall, this section is just the repetition of the results and fails to integrate what is known about the topic and what was found.
- *Author 31*: Concerning these two points: “Exploring the reasons.....critical issue” and “This implies that.....other researchers”. These are vague arguments – I believe that this would be due to several factors, including the quality of the journal (indexing, metrics), ease of publication (acceptance rate), focus (audience/readership), APCs and reputation to the scientific community. I think authors have failed to give a balanced view here. Most of these journals appear to be of low-quality. Just a point for your understanding is that the IJPT was once involved in deceptive practices (please see this paper: <https://www.ncbi.nlm.nih.gov/pubmed/27924967>)³, but it has probably improved its practices and has gotten into ESCI.
- *Author 32*: Collaborating authors: It would be appropriate to discuss the average h-index (and its range) and average citations to the papers by Indian authors.
- *Author 33*: I still have confusion regarding the organization and presentation of findings of this paper in the results and discussion sections. Collaborating authors, institutions, and countries should have been leading authors, institutions and countries. Collaborations between countries, institutions, and authors should better be presented through VOSviewer as done in these papers: <https://www.ncbi.nlm.nih.gov/pubmed/31766944>; <https://doi.org/10.3390/clockssleep2020010>.^{1,2}
- *Author 34*: What is the clinical implication of these keywords? Please discuss.
- *Author 35*: Please add a section about the limitations of this study.

Conclusions:

- *Author 36*: The decrease in papers during 2017 and 2018 was not “drastic”, please rephrase this.
- *Author 37*: “.....though there are high-quality publications...” this stands as a mere claim and won't be meaningful without presenting the top-10 highly cited publications.

Language & grammar:

- *Author 38*: I noticed grammatical errors at several places, please revise accordingly.

References

1. Memon AR, Vandelanotte C, Olds T, Duncan MJ, et al.: Research Combining Physical Activity and Sleep: A Bibliometric Analysis. *Percept Mot Skills*. 2020; **127** (1): 154-181 [PubMed Abstract](#) | [Publisher](#)

Full Text

2. Lastella M, Memon A, Vincent G: Global Research Output on Sleep Research in Athletes from 1966 to 2019: A Bibliometric Analysis. *Clocks & Sleep*. 2020; **2** (2): 99-119 [Publisher Full Text](#)

3. Memon AR: ResearchGate is no longer reliable: leniency towards ghost journals may decrease its impact on the scientific community. *J Pak Med Assoc*. **66** (12): 1643-1647 [PubMed Abstract](#)

Is the work clearly and accurately presented and does it cite the current literature?

Yes

Is the study design appropriate and is the work technically sound?

Partly

Are sufficient details of methods and analysis provided to allow replication by others?

Partly

If applicable, is the statistical analysis and its interpretation appropriate?

Partly

Are all the source data underlying the results available to ensure full reproducibility?

Yes

Are the conclusions drawn adequately supported by the results?

Partly

Competing Interests: No competing interests were disclosed.

Reviewer Expertise: Physical activity, rehabilitation, exercise, scientometrics, bibliometric analyses

I confirm that I have read this submission and believe that I have an appropriate level of expertise to confirm that it is of an acceptable scientific standard, however I have significant reservations, as outlined above.

Author Response 09 May 2020

Arun Vijay Subbarayalu, Imam Abdulrahman Bin Faisal University, Dammam, Saudi Arabia

REVIEWER 2**Abstract:**

Author 1: "...determined by producing the most articles" should be revised to "determined by publishing the most articles"

The correction has been incorporated in the manuscript (Refer Results section of the Abstract).

Under the Results section of the Abstract, it is written as follows:

Manipal University (n=26) was found to be the most active institution for physiotherapy research in India, as determined by publishing the most articles.

Introduction:

Author 2: ".....Indian physiotherapists up until 2018 (this study took place in 2019)" please delete "(this study took place in 2019)"

The term "this study took place in 2019" is deleted in the Introduction of the manuscript. Under Introduction, it is written as follows:

Hence, there is a need for further research that should involve the WoS database to detect high-quality research publications by Indian physiotherapists until 2018.

Author 3: ".....this study intended to conduct a bibliometric...." should be revised to "this study was planned to conduct a bibliometric"

The correction has been incorporated in the text of the manuscript.

Under Introduction, it is updated as follows:

Therefore, this study was planned to conduct a bibliometric study on the scientific output of Indian physiotherapists using WoS during the last two decades (from 1999 to 2018).

Methods:

Author 4: ".....the following term" should be revised to ".....the following keywords" or ".....the following query".

The correction has been incorporated in the Abstract and Methods sections of the manuscript. Under Methods section of the Abstract, following updates has been carried out:

A search was carried out using the following keywords "(TS=(physiotherapy) OR TS=("physical rehabilitation") OR TS=("physical therapy")) AND AD=(India))Indexes=SCI-EXPANDED, SSCI, A&HCI, CPCI-S, CPCI-SSH, ESCI, CCR-EXPANDED, IC Timespan=1999-2018".

Under "Article Selection" of the Methods section

The search was conducted on Oct 14 2019. The term 'Indian physiotherapists' denotes physiotherapy professionals employed in any of the academic or clinical establishments in India in the study period. The search was carried out in WoS using the following keywords "(TS=(physiotherapy) OR TS=("physical rehabilitation") OR TS=("physical therapy")) AND AD=(India))Indexes=SCI-EXPANDED, SSCI, A&HCI, CPCI-S, CPCI-SSH, ESCI, CCR-EXPANDED, IC Timespan=1999-2018". The search started from 1999 since this study aimed to retrieve data from the past two decades.

Author 5: Instead of "physical rehabilitation", authors could have used "rehabilitation". Also, authors could use the term "exercise therapy" or "manual therapy" or "manipulative therapy" because not all papers use the terms physical therapy or physiotherapy. Please add space between "AND" and "AD".

The search conducted based on TS=" physiotherapy" TS means Topic

We have initially tried our search using all these alternative keywords, i.e., 'rehabilitation', which brought lots of irrelevant content that was not related to physiotherapy rather related to other medical rehabilitation, after that we have excluded the term "rehabilitation" from our search term.

Likewise, while using the keyword "manual therapy" or "manipulative therapy," as of today, we got 510 articles with very meager differences, and few of them irrelevant to physio records. Even we noticed a few extra articles were also added in WoS using our same previous search.

Next, the space between "AND" and "AD" is added in the Abstract and Methods sections of the manuscript.

Under Methods section of the Abstract, we made the following update:

A search was carried out using the following keywords "(TS=(physiotherapy) OR TS=("physical rehabilitation") OR TS=("physical therapy")) AND AD=(India))Indexes=SCI-EXPANDED, SSCI, A&HCI, CPCI-S, CPCI-SSH, ESCI, CCR-EXPANDED, IC Timespan=1999-2018".

Under "Article Selection" of the Methods section

The search was conducted on Oct 14 2019. The term 'Indian physiotherapists' denotes physiotherapy professionals employed in any of the academic or clinical establishments in India in the study period. The search was carried out in WoS using the following keywords "(TS=(physiotherapy) OR TS=("physical rehabilitation") OR TS=("physical therapy")) AND AD=(India))Indexes=SCI-EXPANDED, SSCI, A&HCI, CPCI-S, CPCI-SSH, ESCI, CCR-EXPANDED, IC Timespan=1999-2018". The search started from 1999 since this study aimed to retrieve data from the past two decades.

Author 6: Please explain the Web of Science indexes (i.e., SCI-EXPANDED, SSCI, A&HCI, CPCI-S, CPCI-SSH, ESCI, CCR-EXPANDED, IC) in full-form.

(SCI-EXPANDED)-Science Citation Index Expanded

(SSCI)-Social Sciences Citation Index

(A&HCI)-Arts & Humanities Citation Index

(CPCI-S)-Conference Proceedings Citation Index - Science

(CPCI-SSH)-Conference Proceedings Citation Index - Social Sciences & Humanities

(ESCI)-Emerging Sources Citation Index

(CCR Expanded)-Current Chemical Reactions

(IC)-Index Chemicus

As suggested, we have added these full forms in figure 1, instead of Article Selection paragraph under the Methods section (*This is done as it is a medium-sized article where we need to fit into the word count provided by the Journal*).

Author 7: I think there is a typo here ".....to gather information...." and should be revised to ".....to gather information on...".

The correction has been incorporated in the text of the manuscript.
Under Data Analysis of the Methods section

Incites was used to gather information on publication year, authorship ranking, source journal productivity, collaborating institutions, country-wise research collaboration, citations, and collaboration pattern of articles. Also, the information related to h-index was obtained from the Incites in WoS.

Author 8: Inclusion criterion 3 (Fig 1) should be "publications with at least one physiotherapist with institutional/author affiliation from India listed as a co-author". In addition (related to criterion 1), did the authors include peer-reviewed journal publications or meeting abstracts and other document types?

The authors have updated the correction in Figure 1. With regard to criterion 1, we have included all types of documents, not restricted to peer-reviewed journal publications.

Author 9: What is the significance of adding "Correction"? The common practice is that this category of papers is EXCLUDED from the analysis.

As suggested, one item excluded as it is a correction article, and all the tables & graphs updated accordingly.

Author 10: ".....the information related to h-index was obtained from the Incites in WoS": please explain h-index and its use here.

We have added the following information concerning h-index in "Data Analysis" of the methods section:

Under Data Analysis of the Methods section, we have updated it as follows:

In addition, the information related to h-index was obtained from the Incites in WoS. Here, the h-index reflects the productivity of authors based on their publication and citation records. It is useful because it discounts the disproportionate weight of highly cited papers or papers that have not yet been cited.

Author 11: Please explain the VOS parameters used and cite their original source.

We have added the following literature source to cite VOC parameter within the manuscript:

Under Data Analysis of the Methods section, we have updated it as follows:

Retrieved articles were analyzed using Incites in WoS and Visualization of Similarities (VOS) viewer 1.6.11. VOS is a new method used for visualizing similarities between objects^{16,17}.

Under References, both the articles reference are added as follows:

16. Van Eck NJ, Waltman L, Van den Berg J, Kaymak, U: Visualizing the computational intelligence field. *IEEE Comput. Intell. M.* 2006;1(4):6-10.

17. Van Eck NJ, Waltman L: VOS: A new method for visualizing similarities between objects. In Lenz H-J, Decker R, editors. *Advances in data analysis: Studies in Classification, Data Analysis,*

and Knowledge Organization. Springer: Berlin, Heidelberg; 2007. p. 299-306.
https://doi.org/10.1007/978-3-540-70981-7_34

Author 12: ".....used in this study are proprietary..." should be ".....used in this study is a proprietary...."

The required correction carried out. The word 'is a' has been added in front of the word 'proprietary software'.

Under Data Analysis of the Methods section, we have updated it as follows:

Since Incites in WoS used in this study is a proprietary software, the researchers could alternatively use a tab-delimited file downloaded from WoS and use it in VOSviewer.

Author 13: Statistical analysis should present the bibliometric parameters in detail.

We have included bibliometric parameters related to publication year, authorship ranking, source journal productivity, collaborating institutions, country-wise research collaboration, citations, and h-index. As suggested by the reviewer, we have added a year-wise collaboration pattern of the articles as an additional parameter (Table 4).

Refer to the following table caption in the text of the manuscript.

Table 4: Collaboration Patterns of Articles between 1999 and 2018.

Data obtained from Web of Science. Includes all articles types. N articles = 488.

Results:

Author 14: "Between 1999 and 2008...." this paragraph should be in the past tense, please revise.

The respective paragraph has been revised and presented in the past tense. The revised paragraph is provided in the Results section as follows:

Under the Results section

The chosen period of study was divided into four strata with five years each. The strata were 1999-2003; 2004-2008; 2009-2013; and 2014-2018. In the first two strata, the publication count was observed in a single digit (≤ 9). In the third strata, this count has reached two digits with a maximum of 26 in 2013. However, in the fourth strata, an abrupt rise in the publication count was observed with a peak of 103 in 2016. Notably, the publication count after 2016 decreased and rose slightly in 2018, but not to those levels seen in 2016 (Table 1 and Figure 3). Regarding citation count, there was a gradual rise over the research period, with a total of 2419 citations between 1999 and 2018, more than 100 of which have been documented since 2012. The highest average citation (citations/article) of ≥ 10 was observed only in 2006 (mean, 11.00) and 2014 (mean, 10.20).

Author 15: "....published 174 articles, 35.58%" should be revised to "published 174 articles i.e. 35.58%".

The correction has been incorporated in the text of the manuscript.

Under the Results section as follows:

A total of 264 journals had published the 488 retrieved articles. The top 20 journals in which Indian physiotherapists published over the study period are displayed in Table 2. The top 20 journals published 174 articles, i.e., 35.66% of total publications (N=488) in the research period. Out of the top 20 ranked journals, 11 journals were based in India, 26.84% of the total publications.

Author 16: "...11 were journals based" should be revised to ".....11 journals were based".

The correction has been incorporated in the text of the manuscript.

Under the Results section as follows:

A total of 264 journals had published the 488 retrieved articles. The top 20 journals in which Indian physiotherapists published over the study period are displayed in Table 2. The top 20 journals published 174 articles i.e., 35.66% of total publications (N=488) in the research period. Out of the top 20 ranked journals, 11 journals were based in India, 26.84% of the total publications.

Author 17: "average citation of 0.17" should be revised to "average citation per paper as...".

The correction has been incorporated in the text of the manuscript.

Under the Results section, we have updated it as follows:

The *International Journal of Physiotherapy* published 35 articles, with six citations for these 35 articles, an average citation per article as 0.17. It was the most active Journal found in this study and contributed to 7.17% of total publications. In contrast, the journal *Haemophilia* published seven articles with 68 citations for these articles, an average citation of 9.71. Similarly, *Annals of Indian Academy of Neurology* published four articles, with citations of 43, giving it the highest average citation of 10.75 (Table 2).

Author 18: Fig 2: Please check the heading for Flowchart for VOSviewer analysis – I suspect some errors there.

In the flow chart, we have mentioned the subject, and, in the graph, we have indicated the keyword. To address this issue, we have updated the Figure 2 by providing the following corrections on it.

- In the heading box "Flowchart....VOSviewer software", we changed the term "co-occurrence of subjects" to "co-occurrence of keywords."
- The heading in the second box of figure 2, we changed the term "co-occurrence of subjects" to "co-occurrence of keywords."

In addition, in Step-5 box of Figure 2, the number 489 is replaced with 488.

Author 19: Table 1 (please cross-check with the textual description): I see publications depicting a fluctuating pattern - the only rise is seen after 2010 until 2016. Why don't the authors compare the growth according to the strata of 5 years?

As advised, we have added the following description in the results section:

Under the Results section

The chosen period of study was divided into four strata with five years each. These strata were 1999-2003; 2004-2008; 2009-2013; and 2014-2018. In the first two strata, the publication count was observed in a single digit (≤ 9). In the third strata, this count has reached two digits with a maximum of 26 in 2013. However, in the fourth strata, an abrupt rise in the publication count was observed with a peak of 103 in 2016. Notably, the publication count after 2016 decreased and rose slightly in 2018, but not to those levels seen in 2016 (Table 1 and Figure 3).

Author 20: Fig 3: It would be good to present the citation trend along with the number of publications - please see these papers. For example, see these papers:
<https://www.ncbi.nlm.nih.gov/pubmed/31766944>;
<https://doi.org/10.3390/clockssleep202001012>

The corresponding figure 3 is modified as the same provided in the example study. Also, the figure caption is revised as follows: Figure 3. The growth trend for publications and citations by Indian physiotherapists between 1999 and 2018.

Author 21: Table 2-5: I think it would be appropriate to list the top 10 instead of 20 – again, this is a common practice in bibliometric studies. I would also want to see top-10 highly cited papers.

The focus of our study is to review the results based on the top 20 journals, authors, institutions, and countries collaborating with Indian physiotherapists. However, as per the reviewer's feedback, we have provided information about the top 10 highly cited papers in Table 7 of the manuscript. The description of the top 10 highly cited articles is provided in the Results and Discussion section.

Under the Results section, we have updated it as follows:

Besides, the top 10 highly cited papers during the study period were provided in Table 7. Among those papers, an article published by Singh et al. (2008) in the Digest journal of Nanomaterials and Biostructures received 236 citations until 2018 with the average citation of 18.15 per year.

(Refer Table 7)

Under Discussion section, we have updated it as follows:

Citations

Littman *et al.* analyzed the research output of 45 physical therapy faculty in the southeastern US from 2000 to 2016 using their curriculum vitae. The range of publications and the citations of these faculty was observed as 0 to 43, and 0 to 943, respectively¹². Further, Italian physiotherapists published 1083 articles with 13,373 citations in the Scopus database from before 1995 to 2016.¹³ Compared to these findings, this study revealed that 488 articles published by Indian physiotherapists in WoS from 1999 to 2018 secured only 2419 citations. Specifically, an article by Singh M published in 2008 had a high citation count of 236 till 2018. Besides, Sturmer *et al.* found that 222 articles were published by Brazilian physical therapy researchers in WoS in 2010, which had a total of 1805 citations⁶. In contrast, this study reported that Indian physiotherapists

published only 65 articles with 171 citations up to the year 2010 in WoS. Even though the articles published by Indian physiotherapists were suitable enough for several researchers to cite them often, there is a need to improve the citation count of their publications in the future.

Author 22: Table 2: It would be interesting to discuss the impact factor and SJR ranking (<https://www.scimagojr.com/journalrank.php>) of these journals. This will reflect the quality and visibility of these journals. I see that most of these journals are indexed in the ESCI - the lowest level of WoS indexes.

This study is focused on revealing the scientific output of Indian physiotherapists in the WoS database during the period from 1999 to 2018. The criteria have been fixed that this study is limited to the WoS database, and the Web of Science indexes covered was mentioned in the search items (i.e., SCI-EXPANDED, SSCI, A&HCI, CPCI-S, CPCI-SSH, ESCI, CCR-EXPANDED, IC). As advised by the reviewer, the h-index, JCR impact factor and SJR ranking of the observed journals are additionally provided in Table 2 (Refer Table 2.)

Author 23: "International Journal of Scientific Study": I could not find this Journal in the Master List search (<https://mjl.clarivate.com/search-results>). I am not really sure about the authenticity of this Journal – it looks rather like a questionable journal to me, so I am not sure how its content came up in the results. Please double-check.

This Journal is indexed in Web of Science till 2017. Kindly refer to the following screenshot.

Author 24: "The top 20 institutions displayed in Table 4" – this does not look grammatically correct and needs revision. These could be organized in two tables as national (within India) and international (outside India) collaborations.

The corresponding sentence is revised for grammatical correction and provided in the Results section.

Under Results, we have updated it as follows:

The top 20 institutions collaborating with Indian physiotherapists for physiotherapy research are displayed in Table 5.

In addition, the authors have added a column titled "Collaboration" in Table 5 to mention the collaborating institutions as "National" or "International" (Refer Table 5).

Author 25: "An article's keyword may represent its primary....." needs citation.

As advised, the reference for the following sentence "An article's keyword may represent its primary....." is provided in the Results section.

Under the Results section

An article's keyword may represent its primary material, and to some degree, the frequency of occurrence¹⁸.

Author 26: It would be better to exclude "Physiotherapy" and "Rehabilitation" from the map because they will certainly be the most used. The readers of this paper would rather be interested to see what other terms had frequent occurrence. The authors should also discuss the map (Fig 4) to reflect upon which keywords tend to occur together. For instance, keywords in green (i.e., management, trial, children, diagnosis, surgery, India) tend to belong to the same cluster and are likely to co-occur together. What was the minimum value set for the co-occurrence of a keyword? For example, see this paper: <https://www.ncbi.nlm.nih.gov/pubmed/31766944.1>

The authors have discussed the map (Figure 4) to reflect upon which keywords tend to occur together. They have also described the minimum value set for the co-occurrence of a keyword. The description is provided in the Results section (Also Refer to Figure 4 and Table 8).

Under the Results section, it is updated as follows:

Using VOSviewer, the top 20 keywords used in articles (from a total of 2477 keywords) are shown in Figure 4. An article's keyword may represent its primary material, and to some degree, the frequency of occurrence¹⁸. Likewise, co-occurrence can indicate centered themes of research in a field. Through VOSviewer, the authors observed the top 20 keywords, and it is shown in Table 8. Among the top 20 keywords, the minimum number of occurrences of each keyword was set to 11 and excluded the keyword "Physiotherapy," "Rehabilitation," and "Physical Therapy" from the formation of the cluster. There were three co-citation clusters formed using this criterion. The results showed that the keyword "Management (cluster 1 red color)" had the highest linkages (N=50) with all the 3 clusters, followed by keywords "Exercise (cluster 2 green color)" and "Reliability (cluster 3 blue color)" had 40 and 39 linkages respectively with all 3 clusters.

Author 27: Table 3: the column for h-index should come to the right of total citations. Iqbal ZA does not have Indian affiliation, so these names don't correspond well with the caption of the table. I believe these could be organized in two tables as national (within India) and international (outside India) collaborations. If this is not possible then the authors are advised to revise the caption of the table to bring more clarity in it.

As advised, in Table 3, we have relocated the h-index column to the right side of the total citations column. The new column "citations per article" is also added. In addition, Table 3 caption has already been edited as follows:

Table 3. Top 20 Authors collaborated between 1999 and 2018.

Author 28: Table 4: Please revisit the caption for clarity. Authors should add a column "collaboration" and categorize it as national and international.

Table 4 is changed into Table 5. We have changed the caption of Table 5 as "Top 20 institutions collaborating with Indian physiotherapists between 1999 and 2018. A new column, "collaboration," has been added to categorize the institutions as national or international collaboration (Refer to Table 5).

Author 29: Table 5: Six institutions with 4 papers are presented, but I don't understand how they are ranked (according to the number of citations or citations/paper). As of now, it appears as if they are listed alphabetically. The common method in bibliometric studies is to rank them based on the number of citations.

Table 5 is renamed as Table 6. The order of the collaborating countries is listed on the basis of the number of articles. Further, the countries with similar number of articles are ranked based on the number of citations and it is presented in Table 6.

Discussion:

Author 30: Overall, this section is just the repetition of the results and fails to integrate what is known about the Topic and what was found.

As advised, the discussion is revised to avoid the repetition of the results and integrate what is known about the Topic and what was found.

Author 31: Concerning these two points: "Exploring the reasons.....critical issue" and "This implies that.....other researchers". These are vague arguments – I believe that this would be due to several factors, including the quality of the journal (indexing, metrics), ease of publication (acceptance rate), focus (audience/readership), APCs and reputation to the scientific community. I think authors have failed to give a balanced view here. Most of these journals appear to be of low-quality. Just a point for your understanding is that the IJPT was once involved in deceptive practices (please see this paper: <https://www.ncbi.nlm.nih.gov/pubmed/27924967>)³, but it has probably improved its practices and has gotten into ESCI.

As suggested, we have modified the sentence as follows:

Under the heading "Journals" in the Discussion section, we have updated it as follows: Exploring the reasons behind Indian physiotherapists' choice to publish in these Indian journals is beyond the scope of this study, and further research is warranted to address this critical issue. In general, the choice of researchers to publish in a journal depending on the prestige, impact factor, quality of peer reviews, acceptance rate, readership, article publishing charges, and reputation to the scientific community^{19,20}.

Under the heading "Journals" in the Discussion section, we have updated it as follows: As the journals such as Haemophilia and Annals of Indian Academy of Neurology with a considerable citation and a high average citation for only a few articles, the authors mentioned the following sentence:

This implies that these articles might be more useful for the researchers to cite them often²¹.

Author 32: Collaborating authors: It would be appropriate to discuss the average h-index (and its range) and average citations to the papers by Indian authors.

As the average h-index and average citations to the papers by Indian authors were not observed, this study described the range of h-index and total citations of the top 20 authors. A description is provided under the heading 'Collaborating authors' in the discussion section as follows:

Collaborating authors

A previous study by Man *et al.* found that four Hong Kong physiotherapy professors had a median h-index of 30.5 and their average total number of citations was 2930.3¹⁴. Moreover, Brazilian physical therapy researchers had a median h-index of 3, according to WoS⁶. Recently, Vercelli *et al.* reported that the mean h-index of 363 Italian physiotherapists was 2.2, which ranged from 0 to 16; mean citations per author were observed as 58¹³. On the other hand, this study observed the top 20 authors who worked with Indian physiotherapists with the range of total citations from 0 to 1372 and h-index from 0 to 18. Particularly, Kumar R (India), had the highest h-index of 18, total citations of 1372, and citations per article of 274.40.

Author 33: I still have confusion regarding the organization and presentation of findings of this paper in the results and discussion sections. Collaborating authors, institutions, and countries should have been leading authors, institutions and countries. Collaborations between countries, institutions, and authors should better be presented through VOSviewer as done in these papers: <https://www.ncbi.nlm.nih.gov/pubmed/31766944>; <https://doi.org/10.3390/clockssleep202001012>

As recommended by the reviewer, the authors have provided information about the top 10 author collaborations and the top 10 collaborating countries in figures (Refer Figure 5 and Figure 6) and cited within the text (Refer Results section).

Under Results section

Besides, the collaboration observed among the top 10 authors and top 10 countries were presented in figures 5 and 6 respectively. Concerning the top 10 authors collaboration, co-authorship network analysis produced a map for authors with at least four papers and formed six clusters. The most profile authors in terms of citation were observed as Kumar R and Mahadevappa M. These authors showed more collaboration. Furthermore, network visualization of countries with a minimum of four papers showed the top 10 countries in three clusters. The following pairs of countries showed a strong collaboration between them: India-USA (link strength =22), India-Saudi Arabia (link strength=22), and India-England (link strength=17).

Author 34: What is the clinical implication of these keywords? Please discuss.

The clinical implications of the keywords were discussed with the appropriated literature under the heading "Keywords by co-occurrence" in the Discussion section.

Refer to the heading "Keywords by co-occurrence" in the Discussion section

Dash *et al.* stated that the keywords are one of the three pillars of a biomedical research article. Using the right keywords would augment the article being found by other researchers as these are used by abstracting and indexing services²⁸. Hence, this study revealed the top 20 keywords that occurred in various articles using VOSviewer software. It is observed that the keyword "Management" had the highest of 50 linkages with all the three co-citation clusters.

Author 35: Please add a section about the limitations of this study.

As advised, a new heading "Limitations and Recommendations" is added in the manuscript.

Limitations and Recommendations

The findings of this study are only limited to the WoS database. Future research can focus on studying the research output of the Indian physiotherapists in other databases to ascertain their research productivity. Future studies can focus on analyzing individual and institutional factors influencing the research productivity of Indian physiotherapists and develop suitable strategies to enhance their scientific production.

Conclusions:

Author 36: The decrease in papers during 2017 and 2018 was not "drastic", please rephrase this.

The term "drastic" is revised and described as follows in the Conclusion section.

Under Conclusion

Conclusion

This study observed that the scientific output of Indian physiotherapists shows an uptrend in performance since 1999, excluding 2017 and 2018, where a considerable decline was noticed. The results showed that Indian physiotherapists had mostly published in Indian-based journals, and collaborated with Indian institutions. Even though there are high-quality publications, there is a need to enhance both the quality and quantity of scientific papers to increase the high number of citations and average citations. This study also recommends that Indian physiotherapists should expand their research collaboration internationally to improve their scientific output.

Author 37: ".....though there are high-quality publications..." this stands as a mere claim and won't be meaningful without presenting the top-10 highly cited publications.

As advised, the top 10 highly cited papers are provided in Table 7 of the manuscript. A description of the top 10 highly cited papers is provided in the Results and Discussion section.

Refer to the Results section to see the changes made as follows:

Besides, the top 10 highly cited papers during the study period were provided in Table 7. Among those papers, an article published by Singh et al. (2008) in the Digest journal of Nanomaterials and Biostructures received 236 citations until 2018 with the average citation of 18.15 per year.

Refer to the Discussion section to see the changes made as follows

Citations

Littman *et al.* analyzed the research output of 45 physical therapy faculty in the southeastern US from 2000 to 2016 using their curriculum vitae. The range of publications and the citations of these faculty was observed as 0 to 43, and 0 to 943, respectively ¹². Further, Italian physiotherapists published 1083 articles with 13,373 citations in the Scopus database from before 1995 to 2016. ¹³ Compared to these findings, this study revealed that 488 articles published by Indian

physiotherapists in WoS from 1999 to 2018 secured only 2419 citations. Specifically, an article by Singh M published in 2008 had a high citation count of 236 till 2018. Besides, Sturmer *et al.* found that 222 articles were published by Brazilian physical therapy researchers in WoS in 2010, which had a total of 1805 citations⁶. In contrast, this study reported that Indian physiotherapists published only 65 articles with 171 citations up to the year 2010 in WoS. Even though the articles published by Indian physiotherapists were suitable enough for several researchers to cite them often, there is a need to improve the citation count of their publications in the future.

References

Seven new references are added in the revised manuscript.

The newly added references are as follows:

16. Van Eck NJ, Waltman L, Van den Berg J, Kaymak, U: Visualizing the computational intelligence field. *IEEE Comput. Intell. M.* 2006;1(4):6-10.
17. Van Eck NJ, Waltman L: VOS: A new method for visualizing similarities between objects. In Lenz H-J, Decker R, editors. *Advances in data analysis: Studies in Classification, Data Analysis, and Knowledge Organization*. Springer: Berlin, Heidelberg; 2007. p. 299-306. https://doi.org/10.1007/978-3-540-70981-7_34
18. Memon AR., Vandelanotte C, Olds T, Duncan MJ, et al.: Research combining physical activity and sleep: A bibliometric analysis. *Percept. Mot. Skills*, 2020;127(1):154–181. <https://doi.org/10.1177/0031512519889780>
19. Pepermans G, Rousseau S: The decision to submit to a journal: Another example of a valenceconsistent shift? *J Assoc Inf Sci Tech.* 2016;67(6):1372–1383.
20. Mukherjee D: Choosing the Right Journal-A Comprehensive Guide for Early-career Researchers. 2018 Aug 03. <https://blog.typeset.io/choose-right-journal-early-stage-researchers-guide-ea2cf236dde4> [Accessed April 20, 2020].
21. Aksnes DW, Langfeldt L, Wouters P: Citations, citation indicators, and research quality: An Overview of basic concepts and theories. *SAGE Open.* 2019 Feb 07. <https://doi.org/10.1177/2158244019829575>
28. Dash M: Three pillars of a biomedical research article: The title, Abstract and keywords. *J Health Spec.* 2016;4:186-189.

Competing Interests: Nothing to Report

Reviewer Report 06 April 2020

<https://doi.org/10.5256/f1000research.24704.r61694>

© 2020 Nambi G. This is an open access peer review report distributed under the terms of the [Creative Commons Attribution License](#), which permits unrestricted use, distribution, and reproduction in any medium, provided the original work is properly cited.



Gopal Nambi 

Department of Physical Therapy and Health Rehabilitation, College of Applied Medical Sciences, Prince Sattam Bin Abdulaziz University, Al-Kharj, Saudi Arabia

Thank you for the chance to review this paper titled “Visualizing highly cited scientific output of Indian physiotherapists: A bibliometric study”. The major strength of this paper is that they have attempted to undertake a study on this title.

The title is interesting. The design and outcome measures are appropriate to answer the question and I’m sure a lot of hard work went into conducting this study.

Abstract:

- The search is limited with one database (WOS), what about the other databases?

Introduction:

- The introduction part is superficial.
- Why is the search duration limited to 1999 – 2018?

Methods:

- How many reviews were collected in the articles and what are their kappa score?
- Indian physiotherapist means, who works only in India or Indian physiotherapists works throughout the world?
- Selection criteria should be more specific.

Discussion:

- The strength and the limitations of this study are not mentioned.

Conclusion:

- Rephrase the conclusion and make it more precise and clear.

Is the work clearly and accurately presented and does it cite the current literature?

Yes

Is the study design appropriate and is the work technically sound?

Yes

Are sufficient details of methods and analysis provided to allow replication by others?

Yes

If applicable, is the statistical analysis and its interpretation appropriate?

Not applicable

Are all the source data underlying the results available to ensure full reproducibility?

Partly

Are the conclusions drawn adequately supported by the results?

Yes

Competing Interests: No competing interests were disclosed.

Reviewer Expertise: Rehabilitation, Sports injuries, Physical Therapy

I confirm that I have read this submission and believe that I have an appropriate level of expertise to confirm that it is of an acceptable scientific standard.

Author Response 09 May 2020

Arun Vijay Subbarayalu, Imam Abdulrahman Bin Faisal University, Dammam, Saudi Arabia

REVIEWER 1

Abstract:

The search is limited with one database (WOS), what about the other databases?

As this study only focused on revealing the scientific output of Indian physiotherapists in the WoS database, the authors did not include other databases. However, this statement has been written as a limitation, and a recommendation is suggested. The description is provided under the heading 'Limitations and Recommendations' as follows.

Limitations and Recommendations

The findings of this study are only limited to the WoS database. Future research can focus on studying the research output of the Indian physiotherapists in other databases to ascertain their research productivity. Future studies can focus on analyzing individual and institutional factors influencing the research productivity of Indian physiotherapists and develop suitable strategies to enhance their scientific production.

Introduction:

The introduction part is superficial.

Since it is a medium article, the introduction part is briefly written to cover the scientific output of physiotherapists and physiotherapy research in the Indian context.

Why is the search duration limited to 1999 – 2018?

In the Indian context, Hariohm et al. have studied the research productivity of the Indian physiotherapists in the Medline database from 2000 to 2014. Hence, this study aimed to reveal the scientific output of Indian physiotherapists in the WoS database for the past two decades, i.e., 1999 to 2018. This study was conducted in the year 2019.

Methods:**How many reviews were collected in the articles, and what are their kappa score?**

This study found 53 reviews by Indian physiotherapists during the period between 1999 and 2018. As this study only focused on revealing the scientific output of Indian physiotherapists in the WoS database, the authors did not explain the Kappa score for analysis and discussion.

Indian Physiotherapist means, who works only in India or Indian physiotherapists works throughout the world?

We mean those Indian physiotherapists who work in any of the academic or clinical establishments located in India (refer to article selection paragraph in the manuscript).

It is explained Under "Article Selection" of the Methods section

The search was conducted on Oct 14, 2019. The term 'Indian physiotherapists' denotes physiotherapy professionals employed in any of the academic or clinical establishments in India in the study period. The search was carried out in WoS using the following keywords "(TS=(physiotherapy) OR TS=("physical rehabilitation") OR TS=("physical therapy")) AND AD=(India))Indexes=SCI-EXPANDED, SSCI, A&HCI, CPCI-S, CPCI-SSH, ESCI, CCR-EXPANDED, IC Timespan=1999–2018". The search started from 1999 since this study aimed to retrieve data from the past two decades.

Selection criteria should be more specific.

We have included four selection criteria (i) Only those publications made by Indian Physiotherapist who works in India (subject understudy); (ii) Publications made between the year 1999 to 2018 (Timespan) (iii) database explored and the exact time where this search was carried out and (iv) key words used to retrieve the articles. (refer to article selection paragraph & figure 1)

Discussion:**The strength and limitations of this study are not mentioned.**

The strength of this study is observed as the uptrend in the scientific output of Indian physiotherapists since 1999. It is mentioned in the conclusion section. Further, the limitations and recommendations of this study are mentioned under the heading "Limitations and Recommendations".

The following description is added Under 'Conclusion section.'

This study observed that the scientific output of Indian physiotherapists shows an uptrend in performance since 1999, excluding 2017 and 2018, where a considerable decline was noticed. The results showed that Indian physiotherapists had mostly published in Indian-based journals, and collaborated with Indian institutions. Even though there are high-quality publications, there is a need to enhance both the quality and quantity of scientific papers to increase the high number of citations and average citations. This study also recommends that Indian physiotherapists should expand their research collaboration internationally to improve their scientific output.

The following description is added Under 'Limitations and Recommendations' section

The findings of this study are only limited to the WoS database. Future research can focus on studying the research output of the Indian physiotherapists in other databases to ascertain their research productivity. Future studies can focus on analyzing individual and institutional factors influencing the research productivity of Indian physiotherapists and develop suitable strategies to enhance their scientific production.

Conclusion:

Rephrase the Conclusion and make it more precise and clear.

The Conclusion is revised to improve the clarity of the readers as follows:

Under Conclusion

This study observed that the scientific output of Indian physiotherapists shows an uptrend in performance since 1999, excluding 2017 and 2018, where a considerable decline was noticed. The results showed that Indian physiotherapists had mostly published in Indian-based journals, and collaborated with Indian institutions. Even though there are high-quality publications, there is a need to enhance both the quality and quantity of scientific papers to increase the high number of citations and average citations. This study also recommends that Indian physiotherapists should expand their research collaboration internationally to improve their scientific output.

Competing Interests: Nothing to Report

The benefits of publishing with F1000Research:

- Your article is published within days, with no editorial bias
- You can publish traditional articles, null/negative results, case reports, data notes and more
- The peer review process is transparent and collaborative
- Your article is indexed in PubMed after passing peer review
- Dedicated customer support at every stage

For pre-submission enquiries, contact research@f1000.com

F1000Research