



ORIGINAL ARTICLE

Renal replacement therapy in Europe: a summary of the 2013 ERA-EDTA Registry Annual Report with a focus on diabetes mellitus

Anneke Kramer¹, Maria Pippias¹, Vianda S. Stel¹, Marjolein Bonthuis², José Maria Abad Diez³, Nikolaos Afentakis⁴, Ramón Alonso de la Torre⁵, Patrice Ambuhl⁶, Boris Bikbov^{7,8}, Encarnación Bouzas Caamaño⁹, Ivan Bubic¹⁰, Jadranka Buturovic-Ponikvar^{11,12}, Fergus J. Caskey¹³, Pablo Castro de la Nuez¹⁴, Harijs Cerneviskis¹⁵, Frederic Collart¹⁶, Jordi Comas Farnés¹⁷, Maria de los Ángeles Garcia Bazaga¹⁸, Johan De Meester¹⁹, Manuel Ferrer Alamar²⁰, Patrik Finne²¹, Liliana Garneata²², Eliezer Golan²³, James G. Heaf²⁴, Marc Hemmeler²⁵, Kyriakos Ioannou²⁶, Nino Kantaria²⁷, Mykola Kolesnyk²⁸, Reinhard Kramar²⁹, Mathilde Lassalle³⁰, Visnja Lezaic³¹, Frantisek Lopot³², Fernando Macário³³, Angela Magaz³⁴, Eduardo Martín-Escobar³⁵, Wendy Metcalfe³⁶, Mai Ots-Rosenberg³⁷, Runolfur Palsson^{38,39}, Celestino Piñera Celestino⁴⁰, Halima Resić⁴¹, Boleslaw Rutkowski⁴², Carmen Santiuste de Pablos⁴³, Viera Spustová⁴⁴, Maria Stendahl^{45,46}, Ariana Strakosha⁴⁷, Gültekin Süleymanlar⁴⁸, Marta Torres Guinea⁴⁹, Anna Varberg Reisæter⁵⁰, Evgueniy Vazellov⁵¹, Edita Ziginskiene^{52,53}, Ziad A. Massy^{54,55}, Christoph Wanner⁵⁶, Kitty J. Jager¹, and Marlies Noordzij¹

¹Department of Medical Informatics, Academic Medical Center, ERA-EDTA Registry, University of Amsterdam, 1100 DE Amsterdam, The Netherlands, ²Department of Medical Informatics, Academic Medical Center, ESPN/ERA-EDTA Registry, Universiteit van Amsterdam, Amsterdam, The Netherlands, ³Aragon Renal Registry, Zaragoza, Spain, ⁴Hellenic Renal Registry, Board of Registry, Coordination and Control of RRT, General Hospital of Athens 'G. Gennimatas', Athens, Greece, ⁵Public Health Directorate, Asturias, Spain, ⁶Swiss Dialysis Registry, Renal Division, Stadtspital Waid Zürich, Zurich, Switzerland, ⁷A.I. Evdokimov Moscow State University of Medicine and Dentistry, Moscow, Russian Federation, ⁸Department of Nephrology Issues of Transplanted Kidney,

Received: October 20, 2015. Accepted: December 11, 2015

© The Author 2016. Published by Oxford University Press on behalf of ERA-EDTA.

This is an Open Access article distributed under the terms of the Creative Commons Attribution Non-Commercial License (<http://creativecommons.org/licenses/by-nc/4.0/>), which permits non-commercial re-use, distribution, and reproduction in any medium, provided the original work is properly cited. For commercial re-use, please contact journals.permissions@oup.com

Academician V.I. Shumakov Federal Research Center of Transplantology and Artificial Organs, Moscow, Russian Federation, ⁹Regional Transplant Coordination Office, Galicia, Spain, ¹⁰Department of Nephrology, Dialysis and Transplantation, Clinical Hospital Center Rijeka, School of Medicine University of Rijeka, Rijeka, Croatia, ¹¹Department of Nephrology, University Medical Center Ljubljana, Ljubljana, Slovenia, ¹²Medical Faculty, University of Ljubljana, Ljubljana, Slovenia, ¹³UK Renal Registry, Southmead Hospital, Bristol, UK, ¹⁴Information System of Regional Transplant Coordination in Andalusia (SICATA), Andalusia, Spain, ¹⁵Department of Internal Medicine, Riga Stradins University, Riga, Latvia, ¹⁶French-Belgian ESRD Registry, Brussels, Belgium, ¹⁷Catalan Renal Registry, Catalan Transplant Organization, Health Department, Generalitat of Catalonia, Barcelona, Spain, ¹⁸Dirección General de Salud Pública, Servicio Extremeño de Salud, Consejería de Sanidad y Políticas Sociales, Junta de Extremadura, Spain, ¹⁹Department of Nephrology, Dialysis and Hypertension, Dutch-speaking Belgian Renal Registry (NBVN), Sint-Niklaas, Belgium, ²⁰Técnico Registro de Enfermos Renales Comunitat Valenciana, Servicio de Estudios Epidemiológicos y Registros Sanitarios, Subdirección General Epidemiología, Dirección General Salud Pública, Consellería Sanitat, Valencian Region, Spain, ²¹Abdominal Center, Nephrology and Finnish Registry for Kidney Diseases, Helsinki University Central Hospital, Helsinki, Finland, ²²“Carol Davila” University of Medicine and Pharmacy, “Dr C Davila” Teaching Hospital of Nephrology, Romanian Renal Registry, Bucharest, Romania, ²³Department of Nephrology and Hypertension, Meir Medical Center, Kfar-Saba and Sackler Faculty of Medicine, Tel-Aviv, Israel, ²⁴Department of Medicine, Roskilde Hospital, University of Copenhagen, Copenhagen, Denmark, ²⁵Nefrovisie Renine, Dutch Renal Registry, Leiden, The Netherlands, ²⁶Nephrology Department, Nicosia General Hospital, Nicosia, Cyprus, ²⁷Department of Internal Medicine, Tbilisi State Medical University, Tbilisi, Georgia, ²⁸URDS, Kiev, Ukraine, ²⁹Austrian Dialysis and Transplant Registry, Rohr, Austria, ³⁰REIN Registry, Agence de la Biomédecine, Paris, France, ³¹Department of Nephrology, Clinical Centre of Serbia, Belgrade University, Belgrade, Serbia, ³²General University Hospital and 1st Medical Faculty, Department of Medicine, Charles University, Prague – Strahov, Czech Republic, ³³Portuguese Society of Nephrology, Nephrology Department, University Hospital of Coimbra, Coimbra, Portugal, ³⁴Unidad de Información Sobre Pacientes Renales de la Comunidad Autónoma del País Vasco (UNIPAR), Basque Country, Spain, ³⁵Registro Español de Enfermos Renales (REER), Organización Nacional de Trasplantes, Madrid, Spain, ³⁶Scottish Renal Registry, Meridian Court, Glasgow, Scotland, ³⁷Department of Internal Medicine, Tartu University, Tartu, Estonia, ³⁸Division of Nephrology, Landspítali - National University Hospital of Iceland, Reykjavik, Iceland, ³⁹Faculty of Medicine, School of Health Sciences, University of Iceland, Reykjavik, Iceland, ⁴⁰Servicio de Nefrología, Hospital Universitario Valdecilla, Santander, Cantabria, Spain, ⁴¹Clinic for Hemodialysis, Clinical Center, University of Sarajevo, Sarajevo, Bosnia and Herzegovina, ⁴²Polish Renal Registry, Department of Nephrology, Transplantology and Internal Medicine, Medical University, Gdansk, Poland, ⁴³Registro de Enfermos Renales de la Región de Murcia, Servicio de Epidemiología, Consejería de Sanidad, IMIB-Arrixaca, Murcia, Spain, ⁴⁴Slovak Medical University, Bratislava, Slovakia, ⁴⁵Department of Internal Medicine, Ryhov County Hospital, Jönköping, Sweden, ⁴⁶Swedish Renal Registry, Jönköping, Sweden, ⁴⁷Service of Nephrology, Dialysis and Transplant, University Hospital Center, Tirana, Albania, ⁴⁸Division of Nephrology, Department of Medicine, Medical School, Akdeniz University, Antalya, Turkey, ⁴⁹Registro de Enfermos Renales en Tratamiento Sustitutivo de Castilla-La Mancha, Hospital Virgen de la Salud, Castilla-La Mancha, Spain, ⁵⁰Norwegian Renal Registry, Renal Unit, Department for Transplant Medicine, Oslo University Hospital, Rikshospitalet, Oslo, Norway, ⁵¹Dialysis Clinic, “Alexandrovska” University Hospital, Sofia Medical University, Sofia, Bulgaria, ⁵²Department of Nephrology, Medical Academy, Lithuanian University of Health Sciences, Kaunas, Lithuania, ⁵³Lithuanian Nephrology, Dialysis and Transplantation Association, Nephrological Clinic, Hospital of Lithuanian University of Health Sciences Kaunas Clinics, Kaunas, Lithuania, ⁵⁴Division of Nephrology, Ambroise Paré University Hospital, APHP, University of Paris Ouest-Versailles-St-Quentin-en-Yvelines (UVSQ), Boulogne-Billancourt/Paris, France, ⁵⁵Institut National de la Santé et de la Recherche Médicale (INSERM) U1018, CESP, Team 5, Villejuif, France, and ⁵⁶Division of Nephrology, University Clinic, University of Würzburg, Würzburg, Germany

Correspondence to: Anneke Kramer; E-mail: a.kramer@amc.uva.nl

Abstract

Background: This article provides a summary of the 2013 European Renal Association–European Dialysis and Transplant Association (ERA-EDTA) Registry Annual Report (available at <http://www.era-edta-reg.org>), with a focus on patients with diabetes mellitus (DM) as the cause of end-stage renal disease (ESRD).

Methods: In 2015, the ERA-EDTA Registry received data on renal replacement therapy (RRT) for ESRD from 49 national or regional renal registries in 34 countries in Europe and bordering the Mediterranean Sea. Individual patient data were provided by 31 registries, while 18 registries provided aggregated data. The total population covered by the participating registries comprised 650 million people.

Results: In total, 72 933 patients started RRT for ESRD within the countries and regions reporting to the ERA-EDTA Registry, resulting in an overall incidence of 112 per million population (pmp). The overall prevalence on 31 December 2013 was 738 pmp ($n = 478\,990$). Patients with DM as the cause of ESRD comprised 24% of the incident RRT patients (26 pmp) and 17% of the prevalent RRT patients (122 pmp). When compared with the USA, the incidence of patients starting RRT pmp secondary to DM in Europe was five times lower and the incidence of RRT due to other causes of ESRD was two times lower. Overall, 19 426 kidney transplants were performed (30 pmp). The 5-year adjusted survival for all RRT patients was 60.9% [95% confidence interval (CI) 60.5–61.3] and 50.6% (95% CI 49.9–51.2) for patients with DM as the cause of ESRD.

Key words: end-stage renal disease, incidence, prevalence, renal replacement therapy, survival

Introduction

The European Renal Association–European Dialysis and Transplant Association (ERA-EDTA) Registry collects data on renal replacement therapy (RRT) for end-stage renal disease (ESRD) via national and regional renal registries in Europe and from countries bordering the Mediterranean Sea. Each year an annual report is produced, presenting an overview of the incidence and prevalence of RRT, kidney transplant activity and the survival of patients on RRT in Europe. With this article, we aim to provide a summary of the 2013 Annual Report of the ERA-EDTA Registry [1]. Both the Annual Report and slides summarizing the Annual Report are available at <http://www.era-edta-reg.org>. This article specifically focuses on the most common cause of ESRD in the Western world: diabetes mellitus (DM).

Methods

In 2015, the ERA-EDTA Registry received 2013 data from 49 national and regional renal registries in 34 countries in Europe and those bordering the Mediterranean Sea. The majority of renal registries (31 of 49) contributed individual patient data, whereas the other 18 renal registries contributed aggregated data (Figure 1).

While a standard Microsoft Excel template was used for the collection of aggregated data, the individual patient data were received in different formats, including SPSS, Microsoft Excel and SAS. Extensive data checking was performed and the data were converted to a standard format in order to be stored in a relational database. After data analysis, the results were checked by the participating renal registries. All registry-specific results in the ERA-EDTA Registry Annual Report were approved by the registries before publication.

Mid-year population data for the contributing countries/regions were received from Eurostat (<http://ec.europa.eu/eurostat>), the national bureau of statistics or the renal registry.

The incidence of RRT was defined as the number of patients starting RRT in one year (2013) and the prevalence of RRT as the number of patients alive and receiving RRT on 31 December 2013. Incidence and prevalence per million population (pmp) were calculated by dividing the observed count by the mid-year

population. Time trends of the incidence rates were analysed using Joinpoint regression, with the trends presented as annual percentage change (APC) [2, 3].

Patient survival on RRT, on dialysis and following kidney transplantation was analysed using data from renal registries providing individual patient data for the period 2004–13. A detailed description of the survival methods is given in the Appendix.

Patients were included in the DM subgroup if they were registered as having DM type 1 or type 2 as the cause of ESRD (ERA-EDTA primary renal disease 1995 codes 80 or 81 or ERA-EDTA primary renal disease 2012 codes 2316, 2328, 2337 or 2344

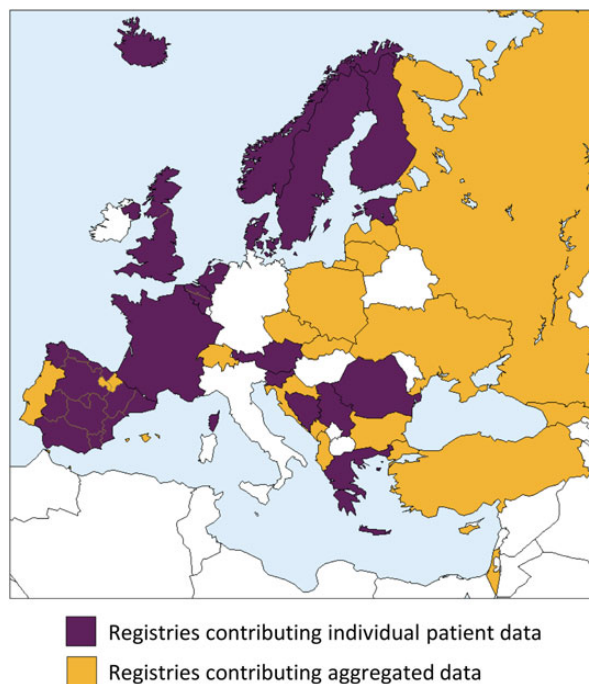


Fig. 1. Renal registries from countries and regions in Europe and bordering the Mediterranean Sea that contributed individual patient data or aggregated data to the ERA-EDTA Registry for 2013.

[1]). As information on DM as comorbidity is not routinely collected by the ERA-EDTA Registry, this article only focuses on DM as the cause of ESRD.

Statistical methods

Within this article, patient survival on RRT and following kidney transplantation was analysed using the Kaplan–Meier method and Cox proportional hazards regression. For dialysis patients, kidney transplantation is an event that competes with death. Therefore, we used the cumulative incidence competing risk method for the estimation of the unadjusted cause-specific death probabilities, and the Fine and Gray method for the adjusted cause-specific death probabilities [7]. For the calculation of patient survival on RRT and on dialysis, the date of RRT initiation was the starting point and death was the event studied. Censored observations were recovery of renal function, loss to follow-up and end of the follow-up period (31 December 2013). For analysis of patient survival following kidney transplantation, the date of the first kidney transplant was defined as the first day of follow-up and death was the event studied. Reasons for censoring were loss to follow-up and end of the follow-up period. RRT and dialysis survival probabilities were adjusted for fixed values for age (60 years), gender (60% men) and the cause of ESRD

distribution (20% DM, 17% hypertension/renal vascular disease, 15% glomerulonephritis and 48% other causes of ESRD). Transplantation survival probabilities were adjusted for the following values: age 45 years, 60% men, 10% DM, 8% hypertension/renal vascular disease, 28% glomerulonephritis and 54% other causes of ESRD. For the adjusted survival probabilities of the DM subgroup, the corresponding fixed values were used with the exception of the cause of ESRD distribution.

Results

For the majority of renal registries contributing data to the ERA-EDTA Registry, the coverage of the population was 100%, with the exception of Croatia (80%), Latvia (80%), Serbia (94%), Switzerland (94%), Spain (95%), Poland (95%), Georgia (96%), Bulgaria (97%), Czech Republic (98%) and Romania (99%). The total population covered by the participating registries comprised 650 million people. The proportion of the European population covered by the ERA-EDTA Registry in 2013 was 73.6%. A list of the European countries with available data and those without is provided in the Appendix.

Incidence of RRT in 2013

In 2013, a total of 72 933 patients started RRT for ESRD in all the registries reporting to the ERA-EDTA Registry, resulting in an

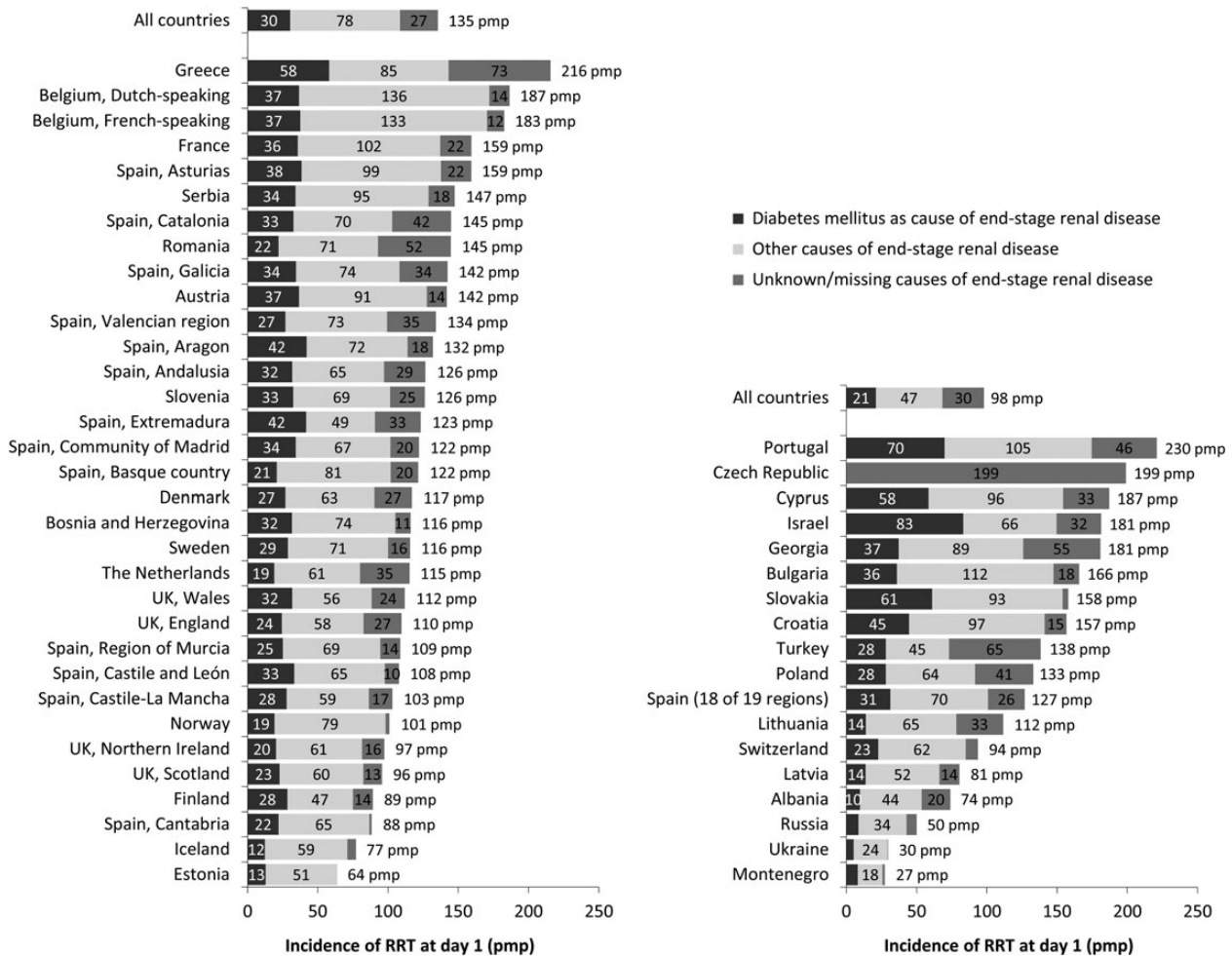


Fig. 2. Unadjusted incidence of RRT pmp at Day 1 in 2013 by cause of ESRD. Data are from renal registries providing individual patient data (left panel) and from renal registries providing aggregated data (right panel). Data for Bulgaria, the Czech Republic, Lithuania, Slovakia and Switzerland only include dialysis patients. Registries from Dutch- and French-speaking Belgium, the Spanish regions of Cantabria, Castile and León and Castile-La Mancha and the UK (England, Northern Ireland and Wales) do not report on patients <20 years of age.

Table 1. Unadjusted incidence of RRT pmp for ESRD at Day 91 by established modality in 2013 for countries/regions providing individual patient data and for countries providing aggregated data

| | All (pmp) | HD (pmp) | PD (pmp) | Tx (pmp) | Other (pmp) |
|---|--------------|--------------|-------------|------------|-------------|
| Countries/regions providing individual patient data | | | | | |
| Austria ^a | 132.1 | 113.0 | 13.5 | 5.6 | 0 |
| Belgium | | | | | |
| Dutch-speaking ^b | 168.4 | 146.2 | 18.4 | 3.8 | 0 |
| French-speaking ^b | 164.9 | 140.2 | 19.5 | 5.3 | 0 |
| Bosnia and Herzegovina | 110.0 | 106.3 | 3.7 | 0 | 0 |
| Denmark | 109.7 | 66.1 | 34.4 | 8.8 | 0.4 |
| Estonia | 59.9 | 44.0 | 12.1 | 3.8 | 0 |
| Finland | 85.7 | 57.5 | 27.4 | 0.7 | 0 |
| France | 145.9 | 121.3 | 17.5 | 6.5 | 0.6 |
| Greece | 194.4 | 179.9 | 13.9 | 0.5 | 0 |
| Iceland | 74.1 | 30.9 | 34.0 | 9.3 | 0 |
| Norway | 96.1 | 59.5 | 22.0 | 14.6 | 0 |
| Romania | 130.5 | 122.0 | 6.9 | 1.5 | 0 |
| Serbia | 136.9 | 117.0 | 17.2 | 2.7 | 0 |
| Slovenia | 114.6 | 101.5 | 11.2 | 1.9 | 0 |
| Spain | | | | | |
| Andalusia | 122.2 | 95.7 | 21.1 | 5.4 | 0 |
| Aragon | 125.1 | 95.9 | 26.2 | 3.0 | 0 |
| Asturias ^a | 149.2 | 100.5 | 45.6 | 3.1 | 0 |
| Basque country | 114.6 | 71.8 | 32.2 | 10.6 | 0 |
| Cantabria ^b | 83.2 | 54.3 | 22.1 | 6.8 | 0 |
| Castile and León ^b | 106.5 | 85.0 | 18.3 | 3.2 | 0 |
| Castile-La Mancha ^b | 103.6 | 76.7 | 23.5 | 3.4 | 0 |
| Catalonia ^a | 139.3 | 106.6 | 20.0 | 12.8 | 0 |
| Community of Madrid | 117.3 | 92.4 | 17.4 | 7.5 | 0 |
| Extremadura ^a | 119.6 | 102.1 | 17.5 | 0.0 | 0 |
| Galicia | 139.8 | 99.8 | 31.6 | 8.3 | 0 |
| Region of Murcia | 103.9 | 78.8 | 23.8 | 1.4 | 0 |
| Valencia Region | 130.0 | 99.9 | 28.6 | 1.6 | 0 |
| Sweden | 104.2 | 57.5 | 37.7 | 9.0 | 0 |
| The Netherlands | 108.4 | 73.8 | 17.7 | 16.8 | 0 |
| UK | | | | | |
| England ^{a,b} | 103.3 | 71.1 | 21.1 | 11.1 | 0 |
| Northern Ireland ^{a,b} | 86.4 | 59.9 | 16.6 | 9.8 | 0 |
| Scotland | 91.2 | 69.3 | 14.3 | 7.7 | 0 |
| Wales ^{a,b} | 103.7 | 75.6 | 19.2 | 8.9 | 0 |
| All countries | 125.8 | 99.1 | 19.1 | 7.3 | 0.2 |
| Countries providing aggregated patient data | | | | | |
| Albania | 59.2 | 53.6 | 4.8 | 0.7 | 0 |
| Bulgaria ^c | 132.3 | 128.9 | 3.4 | | 0 |
| Croatia | 133.3 | 123.1 | 9.0 | 1.2 | 0 |
| Cyprus | 175.4 | 145.0 | 24.6 | 5.8 | 0 |
| Czech Republic ^c | 139.3 | 130.5 | 8.8 | | 0 |
| Georgia | 148.6 | 139.3 | 5.8 | 0.2 | 3.3 |
| Israel | 171.7 | 146.9 | 16.3 | 8.6 | 0 |
| Latvia | 70.6 | 61.2 | 8.7 | 0.6 | 0 |
| Lithuania ^c | 106.3 | 99.6 | 6.7 | | 0 |
| Montenegro | 22.6 | 14.5 | 0.0 | 8.1 | 0 |
| Portugal ^d | 218.9 | 198.8 | 19.3 | 0.9 | 0 |
| Slovakia ^c | 132.4 | 128.6 | 3.9 | | 0 |
| All countries | 148.7 | 136.6 | 10.2 | 1.7 | 0.2 |

The category HD also includes haemofiltration and haemodiafiltration. When cells are left empty, the data are unavailable.

HD: haemodialysis, PD: peritoneal dialysis, Tx: kidney transplant.

^aThe incidence at Day 91 is based on patients who started RRT in the first 9 months of 2013.

^bPatients <20 years of age are not reported.

^cData include dialysis patients only.

^dOnly pre-emptive transplantations (at Day 1) are included.

overall incidence of 112 pmp (Figure 2). For countries/regions providing individual patient data (left panel), the overall incidence at Day 1 was 135 pmp, while it was 98 pmp for countries

providing aggregated data (right panel). The lowest incidence rates were found in Montenegro (27 pmp), Ukraine (30 pmp) and Russia (50 pmp), whereas the highest rates were observed in

Greece (216 pmp) and both parts of Belgium (Dutch-speaking part: 187 pmp, French-speaking part: 183 pmp). Figure 2 also shows the contribution of DM as the cause of ESRD to the incidence of RRT. Overall, patients who had DM as the cause of ESRD comprised 24% of the incident patients (26 pmp). For 48% of those patients, the type of DM was unknown (12 pmp), while 12% (3 pmp) had DM type 1 and 40% (10 pmp) had DM type 2. Among countries/regions whose registries provide individual patient data, the incidence of RRT for ESRD secondary to DM ranged between 12 pmp in Iceland and 58 pmp in Greece. However, in countries with a high proportion of patients with an unknown or missing cause of ESRD, the proportion of patients with DM as the cause of ESRD may be underestimated, as DM may be the cause of ESRD in some of these patients. For this reason, we also report the incidence of RRT for ESRD due to unknown or missing causes of ESRD, which varied widely between 0 pmp in Estonia and 73 pmp in Greece. Countries

providing aggregated data showed a greater difference in the incidence of RRT secondary to DM, ranging from 5 pmp in Ukraine to 83 pmp in Israel. In general, countries/regions with a high overall incidence of RRT also had a high incidence of RRT for ESRD secondary to DM.

Table 1 shows the unadjusted incidence of RRT pmp on Day 91 after the onset of RRT by established treatment modality (haemodialysis, peritoneal dialysis and kidney transplantation). Overall, most patients were treated with haemodialysis (99 pmp in renal registries providing individual patient data and 137 pmp in those providing aggregated data), whereas the incidence of peritoneal dialysis was much lower (19 and 10 pmp, respectively). The incidence of kidney transplantation on Day 91 was highest in The Netherlands (17 pmp) and Norway (15 pmp), whereas it was lowest in Bosnia and Herzegovina and the Spanish region of Extremadura (0 pmp in both cases). Table 2 presents the percentages of established treatment modalities on Day 91 after the start of

Table 2. Percentages of established RRT modalities at Day 91, unadjusted, by DM as the cause of ESRD, for countries/regions providing individual patient data

| | All | | | | DM | | | | Other causes of ESRD | | | | Unknown/missing cause of ESRD | | | |
|---------------------------------|-----------|-----------|----------|----------|-----------|-----------|----------|----------|----------------------|-----------|----------|----------|-------------------------------|-----------|----------|----------|
| | HD | PD | Tx | Other | HD | PD | Tx | Other | HD | PD | Tx | Other | HD | PD | Tx | Other |
| Austria ^a | 86 | 10 | 4 | 0 | 89 | 9 | 2 | 0 | 84 | 11 | 5 | 0 | 88 | 8 | 4 | 0 |
| Belgium | | | | | | | | | | | | | | | | |
| Dutch-speaking ^b | 87 | 11 | 2 | 0 | 92 | 7 | 1 | 0 | 85 | 13 | 3 | 0 | 93 | 6 | 1 | 0 |
| French-speaking ^b | 85 | 12 | 3 | 0 | 90 | 10 | 0 | 0 | 83 | 12 | 4 | 0 | 87 | 9 | 4 | 0 |
| Bosnia and Herzegovina | 97 | 3 | 0 | 0 | 97 | 3 | 0 | 0 | 96 | 4 | 0 | 0 | 97 | 3 | 0 | 0 |
| Denmark | 60 | 31 | 8 | 0 | 67 | 30 | 3 | 0 | 60 | 28 | 12 | 0 | 55 | 41 | 4 | 1 |
| Estonia | 73 | 20 | 6 | 0 | 56 | 38 | 6 | 0 | 78 | 16 | 6 | 0 | 0 | 0 | 0 | 0 |
| Finland | 67 | 32 | 1 | 0 | 66 | 34 | 0 | 0 | 66 | 33 | 2 | 0 | 75 | 25 | 0 | 0 |
| France | 83 | 12 | 4 | 0 | 88 | 10 | 2 | 0 | 82 | 12 | 5 | 0 | 82 | 14 | 4 | 0 |
| Greece | 93 | 7 | 0 | 0 | 91 | 9 | 0 | 0 | 93 | 7 | 0 | 0 | 93 | 6 | 0 | 0 |
| Iceland | 42 | 46 | 13 | 0 | 50 | 25 | 25 | 0 | 44 | 44 | 11 | 0 | 0 | 100 | 0 | 0 |
| Norway | 62 | 23 | 15 | 0 | 69 | 17 | 14 | 0 | 60 | 24 | 16 | 0 | 79 | 21 | 0 | 0 |
| Romania | 94 | 5 | 1 | 0 | 94 | 5 | 0 | 0 | 93 | 5 | 2 | 0 | 94 | 6 | 0 | 0 |
| Serbia | 85 | 13 | 2 | 0 | 78 | 20 | 1 | 0 | 89 | 9 | 2 | 0 | 82 | 17 | 1 | 0 |
| Slovenia | 89 | 10 | 2 | 0 | 89 | 11 | 0 | 0 | 85 | 12 | 3 | 0 | 98 | 2 | 0 | 0 |
| Spain | | | | | | | | | | | | | | | | |
| Andalusia | 78 | 17 | 4 | 0 | 83 | 15 | 2 | 0 | 74 | 21 | 5 | 0 | 84 | 12 | 5 | 0 |
| Aragon | 77 | 21 | 2 | 0 | 81 | 17 | 2 | 0 | 71 | 26 | 3 | 0 | 87 | 13 | 0 | 0 |
| Asturias ^a | 67 | 31 | 2 | 0 | 45 | 55 | 0 | 0 | 71 | 28 | 1 | 0 | 90 | 0 | 10 | 0 |
| Basque country | 63 | 28 | 9 | 0 | 72 | 26 | 2 | 0 | 65 | 25 | 10 | 0 | 44 | 42 | 14 | 0 |
| Cantabria ^b | 65 | 27 | 8 | 0 | 77 | 8 | 15 | 0 | 61 | 33 | 6 | 0 | 0 | 0 | 0 | 0 |
| Castile and León ^b | 80 | 17 | 3 | 0 | 88 | 11 | 1 | 0 | 76 | 21 | 4 | 0 | 80 | 16 | 4 | 0 |
| Castile-La Mancha ^b | 74 | 23 | 3 | 0 | 81 | 16 | 4 | 0 | 70 | 26 | 4 | 0 | 78 | 22 | 0 | 0 |
| Catalonia ^a | 76 | 14 | 9 | 0 | 82 | 16 | 2 | 0 | 73 | 14 | 13 | 0 | 78 | 14 | 8 | 0 |
| Community of Madrid | 79 | 15 | 6 | 0 | 83 | 15 | 2 | 0 | 74 | 16 | 9 | 0 | 86 | 10 | 4 | 0 |
| Extremadura ^a | 85 | 15 | 0 | 0 | 82 | 18 | 0 | 0 | 85 | 15 | 0 | 0 | 90 | 9 | 0 | 1 |
| Galicia | 71 | 23 | 6 | 0 | 78 | 22 | 0 | 0 | 63 | 27 | 10 | 0 | 82 | 14 | 3 | 0 |
| Region of Murcia ^a | 76 | 23 | 1 | 0 | 85 | 15 | 0 | 0 | 72 | 26 | 2 | 0 | 76 | 24 | 0 | 0 |
| Valencia Region | 77 | 22 | 1 | 0 | 82 | 17 | 1 | 0 | 73 | 25 | 2 | 0 | 82 | 18 | 0 | 0 |
| Sweden | 55 | 36 | 9 | 0 | 60 | 36 | 4 | 0 | 53 | 37 | 10 | 0 | 57 | 34 | 8 | 0 |
| The Netherlands | 68 | 16 | 16 | 0 | 82 | 15 | 2 | 0 | 75 | 20 | 6 | 0 | 49 | 11 | 40 | 0 |
| UK | | | | | | | | | | | | | | | | |
| England ^{a,b} | 69 | 20 | 11 | 0 | 76 | 20 | 4 | 0 | 65 | 21 | 14 | 0 | 71 | 20 | 9 | 0 |
| Northern Ireland ^{a,b} | 69 | 19 | 11 | 0 | 74 | 23 | 3 | 0 | 69 | 16 | 15 | 0 | 64 | 28 | 8 | 0 |
| Scotland | 76 | 16 | 8 | 0 | 86 | 11 | 3 | 0 | 72 | 17 | 11 | 0 | 78 | 17 | 4 | 0 |
| Wales ^{a,b} | 73 | 19 | 9 | 0 | 76 | 18 | 6 | 0 | 69 | 20 | 11 | 0 | 80 | 15 | 6 | 0 |
| All countries | 77 | 16 | 6 | 0 | 82 | 15 | 2 | 0 | 76 | 17 | 7 | 0 | 77 | 15 | 7 | 0 |

The category HD also includes haemofiltration and haemodiafiltration. Categories may not add up because of missing values or rounding off. Percentages are row percentages. When cells are left empty, the data are unavailable.

HD: haemodialysis, PD: peritoneal dialysis, Tx: kidney transplant.

^aThe incidence at Day 91 is based on patients who started RRT in the first 9 months of 2013.

^bPatients <20 years of age are not reported.

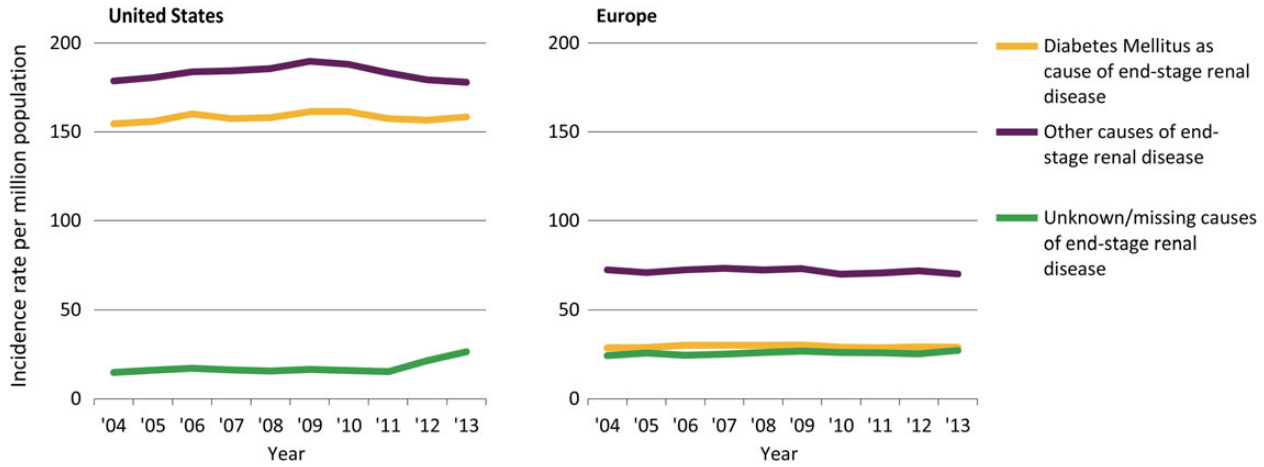


Fig. 3. Unadjusted incidence of RRT pmp at Day 1 by cause of ESRD for the USA [4] and Europe. Data for Europe were based on those renal registries that had individual patient data available from 2004, including Austria, Belgium (Dutch-speaking and French-speaking), Denmark, Finland, Greece, Iceland, Norway, Spain (Andalusia, Aragon, Asturias, Basque country, Cantabria, Castile and León, Castile-La Mancha, Catalonia and Valencia Region), Sweden, The Netherlands and UK (all countries).

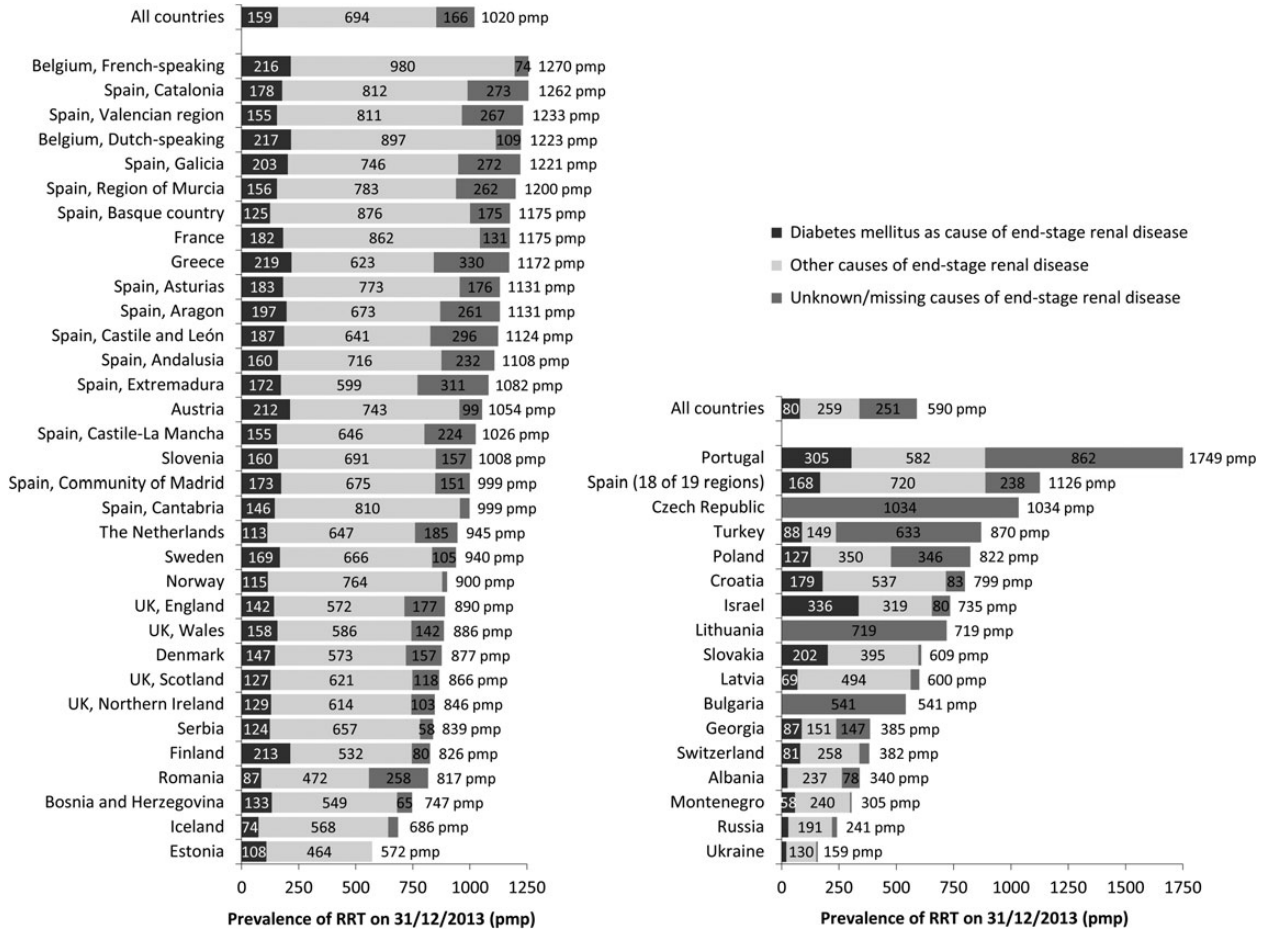


Fig. 4. Unadjusted prevalence of RRT pmp on 31 December 2013 by cause of ESRD. Data are from renal registries providing individual patient data (left panel) and from renal registries providing aggregated data (right panel). Data for Israel, Slovakia and Switzerland only include dialysis patients. For Romania, the overall prevalence of RRT is underestimated by ~3% due to an estimated 30% underreporting of patients living on a functioning graft. Registries from Dutch- and French-speaking Belgium, the Spanish regions of Cantabria, Castile and León and Castile-La Mancha and the UK (England, Northern Ireland and Wales) do not report on patients <20 years of age.

Table 3. Unadjusted prevalence of RRT pmp for ESRD on 31 December 2013 by treatment modality for countries/regions providing individual patient data and for countries providing aggregated data

| | All (pmp) | HD (pmp) | PD (pmp) | Tx (pmp) | Other (pmp) |
|---|---------------|--------------|-------------|--------------|-------------|
| Countries/regions providing individual patient data | | | | | |
| Austria | 1053.7 | 471.3 | 49.8 | 532.4 | 0.2 |
| Belgium | | | | | |
| Dutch-speaking ^a | 1223.1 | 648.7 | 56.8 | 517.6 | 0 |
| French-speaking ^a | 1269.9 | 677.6 | 57.5 | 530.6 | 4.2 |
| Bosnia and Herzegovina | 746.9 | 666.5 | 24.2 | 56.2 | 0 |
| Denmark | 876.9 | 354.1 | 95.0 | 424.6 | 3.2 |
| Estonia | 572.1 | 192.7 | 33.4 | 346.0 | 0 |
| Finland | 825.9 | 269.2 | 65.8 | 490.9 | 0 |
| France | 1175.1 | 601.1 | 44.4 | 522.1 | 7.5 |
| Greece | 1172.1 | 871.8 | 61.3 | 239.0 | 0 |
| Iceland | 685.7 | 148.3 | 77.2 | 460.2 | 0 |
| Norway | 900.5 | 212.8 | 39.0 | 648.7 | 0 |
| Romania ^b | 816.9 | 676.7 | 75.8 | 64.1 | 0.3 |
| Serbia | 839.1 | 648.2 | 69.9 | 120.4 | 0.6 |
| Slovenia | 1008.3 | 654.9 | 25.2 | 328.2 | 0 |
| Spain | | | | | |
| Andalusia | 1107.7 | 493.5 | 46.4 | 567.9 | 0 |
| Aragon | 1131.2 | 416.5 | 53.2 | 661.5 | 0 |
| Asturias | 1131.3 | 402.7 | 105.8 | 622.8 | 0 |
| Basque country | 1175.4 | 373.8 | 90.2 | 711.3 | 0 |
| Cantabria ^a | 998.5 | 336.2 | 59.4 | 602.9 | 0 |
| Castile and León ^a | 1123.6 | 484.2 | 73.8 | 565.6 | 0 |
| Castile-La Mancha ^a | 1025.5 | 390.0 | 59.0 | 575.6 | 1.0 |
| Catalonia | 1262.2 | 532.2 | 53.4 | 676.6 | 0 |
| Community of Madrid | 999.3 | 388.7 | 54.3 | 556.2 | 0 |
| Extremadura | 1081.5 | 531.7 | 66.1 | 482.8 | 0.9 |
| Galicia | 1220.9 | 537.6 | 101.3 | 581.9 | 0 |
| Region of Murcia | 1200.4 | 609.4 | 63.9 | 527.2 | 0 |
| Valencia Region | 1232.5 | 651.4 | 77.4 | 502.0 | 1.8 |
| Sweden | 939.5 | 313.2 | 86.8 | 539.5 | 0.1 |
| The Netherlands | 945.4 | 332.0 | 55.2 | 558.2 | 0 |
| UK | | | | | |
| England ^a | 890.4 | 372.9 | 59.0 | 458.5 | 0 |
| Northern Ireland ^a | 846.0 | 354.2 | 44.3 | 447.6 | 0 |
| Scotland | 866.0 | 350.4 | 43.4 | 471.9 | 0.4 |
| Wales ^a | 886.0 | 348.1 | 57.4 | 480.5 | 0 |
| All countries | 1019.8 | 501.0 | 57.5 | 459.3 | 2.0 |
| Countries providing aggregated patient data | | | | | |
| Albania | 340.5 | 257.1 | 18.0 | 65.4 | 0 |
| Bulgaria | 540.9 | 449.4 | 22.3 | 69.3 | 0 |
| Croatia | 799.5 | 583.3 | 37.1 | 159.9 | 19.3 |
| Czech Republic | 1033.5 | 562.3 | 50.3 | 420.9 | 0 |
| Georgia | 385.2 | 324.1 | 20.8 | 38.5 | 1.9 |
| Israel ^c | 734.7 | 692.1 | 42.4 | | 0.1 |
| Latvia | 600.3 | 221.8 | 53.7 | 324.8 | 0 |
| Lithuania | 719.0 | 475.4 | 15.8 | 227.8 | 0 |
| Montenegro | 304.8 | 133.9 | 4.8 | 166.1 | 0 |
| Poland | 822.4 | 513.4 | 27.9 | 281.1 | 0 |
| Portugal | 1749.3 | 1046.7 | 69.8 | 632.8 | 0 |
| Russia | 241.4 | 179.8 | 13.8 | 47.8 | 0 |
| Slovakia ^c | 609.0 | 592.9 | 16.1 | | |
| Spain (18 of 19 regions) | 1125.8 | 482.1 | 62.1 | 579.9 | 1.8 |
| Switzerland ^c | 381.6 | 349.5 | 32.0 | | 0.1 |
| Turkey | 870.2 | 687.1 | 59.2 | 123.9 | 0 |
| Ukraine | 159.0 | 117.6 | 21.3 | 20.1 | 0 |
| All countries | 589.6 | 392.4 | 33.4 | 163.3 | 0.4 |

The category HD also includes haemofiltration and haemodiafiltration. When cells are left empty, the data are unavailable.

HD: haemodialysis, PD: peritoneal dialysis, Tx: kidney transplant.

^aPatients <20 years of age are not reported.

^bThe overall prevalence of RRT is underestimated by ~3% due to an estimated 30% underreporting of patients living with a functioning graft.

^cData include dialysis patients only.

RRT for all patients, for patients with DM, for patients with other causes of ESRD and for patients with an unknown cause of ESRD. Patients with DM were more often treated with any type of dialysis on Day 91 after the start of RRT than patients with other causes of ESRD (98 versus 93%), while they were less often transplanted (2 versus 7%).

Trends in the incidence of RRT over time in the USA and Europe

Figure 3 shows the trend in the incidence of RRT over the last 10 years, by cause of ESRD, in both Europe and the USA [data extracted from the US Renal Data System (USRDS) Annual Report [4]]. When compared with the USA, the incidence of patients starting RRT for ESRD secondary to DM is almost five times lower in Europe and the incidence of RRT for ESRD due to other causes of ESRD is at least two times lower. Joinpoint regression

analyses revealed that in Europe, the incidence of patients starting RRT for ESRD secondary to DM decreased from 2007, although this was not statistically significant [2004–7: APC 1.9 [95% confidence interval (CI) –1.1–+5.1], 2007–13: APC –0.9 [95% CI –1.9–0.2]]. In the USA, the reported incidence of RRT for ESRD secondary to DM remained stable during the last decade [APC 0.2 (95% CI –0.2–0.5)].

Prevalence of RRT on 31 December 2013

Figure 4 shows the unadjusted prevalence of RRT pmp on 31 December 2013, by cause of ESRD. Overall, 477 186 patients were receiving RRT on 31 December 2013, resulting in an overall prevalence of 738 pmp. The prevalence was highest in Portugal (1749 pmp), French-speaking Belgium (1270 pmp) and the Spanish region of Catalonia (1262 pmp), whereas it was lowest in Ukraine (159 pmp), Russia (241 pmp) and Montenegro

Table 4. Percentages of RRT modalities among prevalent patients on 31 December 2013, unadjusted, by DM as the cause of ESRD for countries/regions providing individual patient data

| | All | | | | DM | | | | Other causes of ESRD | | | | Unknown/missing cause of ESRD | | | |
|--------------------------------|-----------|----------|-----------|----------|-----------|----------|-----------|----------|----------------------|----------|-----------|----------|-------------------------------|----------|-----------|----------|
| | HD | PD | Tx | Other | HD | PD | Tx | Other | HD | PD | Tx | Other | HD | PD | Tx | Other |
| Austria | 45 | 5 | 51 | 0 | 60 | 4 | 36 | 0 | 40 | 5 | 55 | 0 | 45 | 5 | 50 | 0 |
| Belgium | | | | | | | | | | | | | | | | |
| Dutch-speaking ^a | 53 | 5 | 42 | 0 | 71 | 4 | 25 | 0 | 48 | 5 | 47 | 0 | 57 | 2 | 41 | 0 |
| French-speaking ^a | 53 | 5 | 42 | 0 | 71 | 5 | 23 | 0 | 50 | 4 | 45 | 0 | 44 | 5 | 51 | 0 |
| Bosnia and Herzegovina | 89 | 3 | 8 | 0 | 92 | 5 | 3 | 0 | 89 | 3 | 8 | 0 | 87 | 2 | 11 | 0 |
| Denmark | 40 | 11 | 48 | 0 | 54 | 13 | 33 | 0 | 36 | 9 | 55 | 0 | 44 | 15 | 41 | 0 |
| Estonia | 34 | 6 | 60 | 0 | 26 | 10 | 64 | 0 | 36 | 5 | 60 | 0 | 0 | 0 | 0 | 0 |
| Finland | 33 | 8 | 59 | 0 | 40 | 10 | 50 | 0 | 26 | 6 | 67 | 0 | 56 | 12 | 32 | 0 |
| France | 51 | 4 | 44 | 1 | 73 | 5 | 22 | 0 | 47 | 3 | 49 | 1 | 51 | 5 | 43 | 1 |
| Greece | 74 | 5 | 20 | 0 | 89 | 7 | 4 | 0 | 68 | 5 | 27 | 0 | 77 | 5 | 19 | 0 |
| Iceland | 22 | 11 | 67 | 0 | 29 | 13 | 58 | 0 | 20 | 10 | 70 | 0 | 29 | 29 | 43 | 0 |
| Norway | 24 | 4 | 72 | 0 | 34 | 4 | 63 | 0 | 22 | 4 | 74 | 0 | 42 | 5 | 54 | 0 |
| Romania ^b | 83 | 9 | 8 | 0 | 86 | 11 | 3 | 0 | 81 | 9 | 9 | 0 | 84 | 9 | 7 | 0 |
| Serbia | 77 | 8 | 14 | 0 | 77 | 16 | 7 | 0 | 78 | 7 | 15 | 0 | 73 | 9 | 17 | 0 |
| Slovenia | 65 | 3 | 33 | 0 | 86 | 3 | 11 | 0 | 59 | 2 | 39 | 0 | 70 | 2 | 27 | 0 |
| Spain | | | | | | | | | | | | | | | | |
| Andalusia | 45 | 4 | 51 | 0 | 63 | 6 | 31 | 0 | 39 | 4 | 57 | 0 | 50 | 3 | 47 | 0 |
| Aragon | 37 | 5 | 58 | 0 | 57 | 6 | 37 | 0 | 36 | 4 | 60 | 0 | 24 | 4 | 72 | 0 |
| Asturias | 36 | 9 | 55 | 0 | 46 | 18 | 36 | 0 | 32 | 8 | 60 | 0 | 39 | 6 | 55 | 0 |
| Basque country | 32 | 8 | 61 | 0 | 56 | 12 | 32 | 0 | 27 | 7 | 67 | 0 | 38 | 11 | 52 | 0 |
| Cantabria ^a | 34 | 6 | 60 | 0 | 50 | 6 | 44 | 0 | 31 | 6 | 63 | 0 | 36 | 0 | 64 | 0 |
| Castile and León ^a | 43 | 7 | 50 | 0 | 60 | 7 | 32 | 0 | 45 | 8 | 47 | 0 | 29 | 3 | 68 | 0 |
| Castile-La Mancha ^a | 38 | 6 | 56 | 0 | 57 | 7 | 35 | 0 | 33 | 6 | 61 | 0 | 39 | 4 | 57 | 0 |
| Catalonia | 42 | 4 | 54 | 0 | 63 | 6 | 31 | 0 | 34 | 3 | 62 | 0 | 51 | 5 | 43 | 0 |
| Community of Madrid | 39 | 5 | 56 | 0 | 57 | 7 | 36 | 0 | 33 | 6 | 61 | 0 | 43 | 3 | 54 | 0 |
| Extremadura | 49 | 6 | 45 | 0 | 76 | 7 | 17 | 0 | 43 | 7 | 50 | 0 | 46 | 4 | 50 | 0 |
| Galicia | 44 | 8 | 48 | 0 | 63 | 11 | 26 | 0 | 37 | 8 | 56 | 0 | 49 | 9 | 42 | 0 |
| Region of Murcia | 51 | 5 | 44 | 0 | 71 | 6 | 23 | 0 | 46 | 6 | 48 | 0 | 52 | 4 | 44 | 0 |
| Valencia Region | 53 | 6 | 41 | 0 | 71 | 7 | 22 | 0 | 47 | 6 | 46 | 0 | 59 | 6 | 35 | 0 |
| Sweden | 33 | 9 | 57 | 0 | 45 | 12 | 43 | 0 | 29 | 8 | 63 | 0 | 43 | 12 | 45 | 0 |
| The Netherlands | 35 | 6 | 59 | 0 | 55 | 7 | 38 | 0 | 33 | 6 | 62 | 0 | 32 | 5 | 63 | 0 |
| UK | | | | | | | | | | | | | | | | |
| England ^a | 42 | 7 | 51 | 0 | 59 | 9 | 32 | 0 | 37 | 6 | 58 | 0 | 45 | 8 | 47 | 0 |
| Northern Ireland ^a | 42 | 5 | 53 | 0 | 66 | 6 | 28 | 0 | 36 | 5 | 59 | 0 | 46 | 9 | 45 | 0 |
| Scotland | 40 | 5 | 54 | 0 | 59 | 6 | 35 | 0 | 35 | 5 | 60 | 0 | 48 | 5 | 47 | 0 |
| Wales ^a | 39 | 6 | 54 | 0 | 55 | 7 | 39 | 0 | 34 | 7 | 60 | 0 | 46 | 5 | 49 | 0 |
| All countries | 49 | 6 | 45 | 0 | 66 | 8 | 27 | 0 | 45 | 5 | 50 | 0 | 51 | 6 | 41 | 0 |

The category HD also includes haemofiltration and haemodiafiltration. When cells are left empty, the data are unavailable.

HD: haemodialysis, PD: peritoneal dialysis, Tx: kidney transplant.

^aPatients <20 years of age are not reported.

^bThe overall prevalence of RRT is underestimated by ~3% due to an estimated 30% underreporting of patients living with a functioning graft.

(305 pmp). Patients with DM as the cause of ESRD comprised 17% of the prevalent patients (122 pmp). For 54% of these patients, the type of DM was unknown (66 pmp), while 14% (18 pmp) had DM type 1 and 31% (38 pmp) had DM type 2. In countries/regions with registries providing individual patient data, the overall prevalence of RRT for ESRD secondary to DM was 159 pmp, ranging between 74 pmp in Iceland and 219 pmp in Greece. Tables 3 and 4 present the prevalence by treatment modality (haemodialysis, peritoneal dialysis and kidney transplantation) on 31 December 2013 (pmp and as percentage). In countries/regions with registries providing individual patient data, most prevalent patients were receiving haemodialysis, closely followed by those with a functioning graft. In countries with registries providing aggregated data, the great majority of the patients were receiving haemodialysis. Table 4 shows that in case of patients with DM as the cause of ESRD, only four registries reported $\geq 50\%$ of patients living with a functioning graft. In contrast, for other causes of ESRD, the vast majority of the registries reported that more than half of the patients had a functioning graft.

Kidney transplants performed in 2013

Figure 5 shows the kidney transplant rate in 2013 for countries/regions whose registries provide individual patient data and for countries whose registries provide aggregated patient data, by donor type. Overall, 19 426 kidney transplantations were performed (30 pmp), of which 6002 (9 pmp) transplants came from living donors, 13 207 (20 pmp) from deceased donors and 217 (0.3 pmp) from an unknown donor source. The three Spanish regions—Cantabria (104 pmp), Basque country (75 pmp) and Catalonia (71 pmp)—had the highest kidney transplant rates, while Ukraine (3 pmp), Albania (3 pmp) and Russia (7 pmp) showed the lowest rates. The highest living donor kidney transplant rates were found in The Netherlands (31 pmp), Turkey (31 pmp) and Cyprus (27 pmp).

Patient survival

Survival analyses included data from 22 registries in 11 countries, which provided individual patient data for the period of 2004–11.

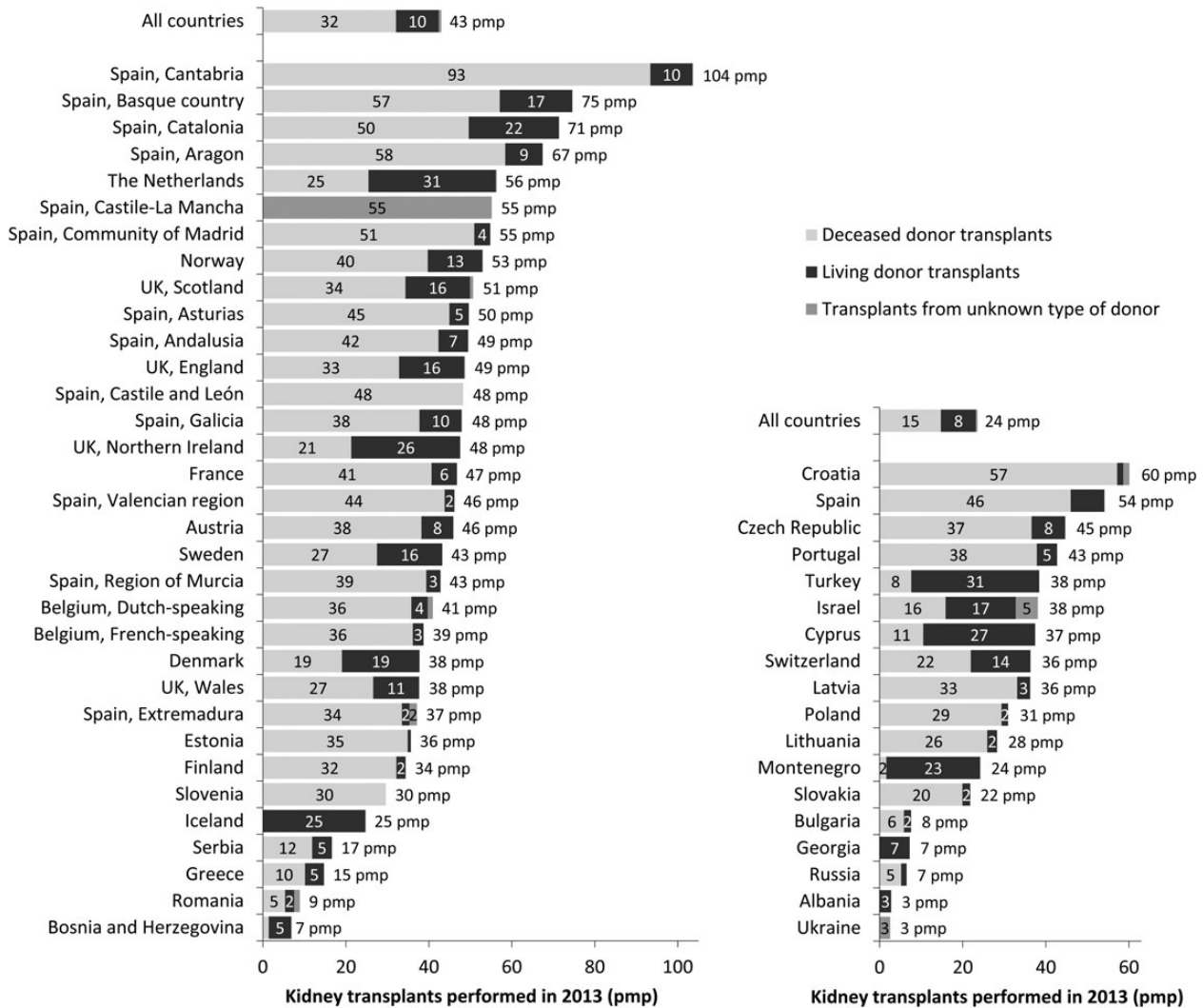


Fig. 5. Kidney transplants pmp performed in 2013, unadjusted. Data are from renal registries providing individual patient data (left panel) and aggregated data (right panel). For Slovakia, data were obtained from the Slovak Centre of Organ Transplantation, and for Spain (18 of 19 regions), from the Organización Nacional de Transplantes. For Romania, the kidney transplantation activity reflects 70% of the total kidney transplantation activity in the country due to an underreporting of pre-emptive kidney transplantations. Registries from Dutch- and French-speaking Belgium, the Spanish regions of Cantabria, Castile and León and Castile-La Mancha and the UK (England, Northern Ireland and Wales) do not report on patients <20 years of age.

Table 5 shows the unadjusted and adjusted survival probabilities for patients starting RRT or dialysis or receiving their first kidney transplant between 2004 and 2008. In order to present more recent survival data, 1- and 2-year survival probabilities are also presented, for patients starting RRT/dialysis or receiving their first kidney transplant between 2007 and 2011. The survival of patients with DM as the cause of ESRD was worse when compared with the total group of patients starting RRT, dialysis or receiving a kidney transplant. Two-year survival probabilities were higher for patients starting RRT, dialysis or receiving a kidney transplant between 2007 and 2011 than between 2004 and 2008.

Paediatric patients

For children, we performed a separate analysis of the incidence and prevalence by age group using data from 25 national or regional renal registries from 16 countries that provided individual paediatric data. In 2012–13, 686 children [7.5 per million age-related population (pmarp)] started RRT. Of these children, 135 (6.0 pmarp) were <5 years of age at the onset of RRT, 96 (4.2 pmarp) were ages 5–9 years, 175 (7.7 pmarp) were ages 10–14 years and 280 (12.1 pmarp) were ages 15–19 years. On 31 December 2013, 2529 (55.3 pmarp) children were receiving RRT, of whom 203 (18.0 pmarp) were <5 years of age, 423 (36.6 pmarp) were ages 5–9

years, 686 (60.2 pmarp) were ages 10–14 years and 1217 (105.9 pmarp) were ages 15–19 years.

A more detailed overview of the paediatric RRT data in Europe can be found at the ESPN/ERA-EDTA Registry website (<http://www.espn-reg.org>).

Discussion

This summary of the 2013 ERA-EDTA Registry Annual Report includes data from 49 national and regional renal registries in 34 countries in Europe and bordering the Mediterranean Sea, with a special focus on patients receiving RRT for ESRD secondary to DM.

Both the overall incidence of RRT for ESRD and the incidence of RRT for ESRD secondary to DM were substantially lower in Europe than in the USA [4]. However, even in Europe and among countries bordering the Mediterranean Sea, there were notable differences in the incidence of RRT for ESRD secondary to DM. This variation may be explained in part by differences in the prevalence of DM within the general population [5], differences in preventive measures, such as lifestyle advice and the use of renoprotective medication, and differences in macroeconomic factors and nephrology services [6]. It should be noted that this variation may also be influenced by discrepancies in the proportion of patients coded with a missing or unknown cause of ESRD.

Table 5. One-, 2- and 5-year unadjusted and adjusted patient survival probabilities (in %) with 95% confidence interval for all patients and for patients with DM as the cause of ESRD

| | 2004–8 period | | | 2007–11 period | |
|--|------------------|------------------|------------------|------------------|------------------|
| | 1 year | 2 year | 5 year | 1 year | 2 year |
| Patient survival on RRT | | | | | |
| Unadjusted | | | | | |
| All | 82.1 (81.9–82.3) | 71.2 (71.0–71.4) | 48.3 (48.2–48.5) | 83.5 (83.3–83.7) | 73.1 (72.9–73.3) |
| DM | 82.3 (81.8–82.7) | 68.8 (68.4–69.2) | 40.2 (39.9–40.4) | 83.9 (83.5–84.3) | 71.1 (70.7–71.5) |
| Adjusted ^a | | | | | |
| All | 89.2 (89.0–89.3) | 81.4 (81.1–81.7) | 60.9 (60.5–61.3) | 90.0 (89.8–90.2) | 82.7 (82.5–83.0) |
| DM | 87.8 (87.4–88.1) | 77.3 (76.8–77.8) | 50.6 (49.9–51.2) | 89.0 (88.7–89.4) | 79.4 (78.9–79.9) |
| Patient survival on dialysis (with kidney transplantation as competing event) | | | | | |
| Unadjusted | | | | | |
| All | 81.6 (81.4–81.8) | 70.5 (70.3–70.8) | 48.1 (47.9–48.4) | 82.8 (82.6–83.0) | 72.1 (71.9–72.3) |
| DM | 82.0 (81.6–82.4) | 68.6 (68.2–69.0) | 40.6 (40.1–41.1) | 83.5 (83.2–83.9) | 70.6 (70.1–71.1) |
| Adjusted ^a | | | | | |
| All | 89.4 (89.3–89.6) | 81.9 (81.7–82.1) | 62.4 (62.2–62.8) | 89.9 (90.0–89.8) | 82.6 (82.8–82.4) |
| DM | 87.3 (87.1–87.5) | 78.5 (78.2–78.8) | 56.6 (56.2–57.0) | 88.5 (88.6–88.3) | 80.2 (80.5–80.0) |
| Patient survival after first kidney transplantation (deceased donor) | | | | | |
| Unadjusted | | | | | |
| All | 95.7 (95.4–96.0) | 93.7 (93.4–94.1) | 87.1 (86.7–87.5) | 96.0 (95.7–96.2) | 94.0 (93.6–94.3) |
| DM | 93.9 (93.0–94.7) | 91.3 (90.3–92.2) | 81.6 (80.3–82.7) | 94.8 (94.0–95.4) | 92.2 (91.3–93.0) |
| Adjusted ^a | | | | | |
| All | 97.4 (97.2–97.6) | 96.1 (95.9–96.4) | 91.8 (91.4–92.2) | 97.6 (97.4–97.8) | 96.4 (96.1–96.6) |
| DM | 95.8 (95.1–96.4) | 93.8 (93.1–94.6) | 86.5 (85.4–87.7) | 96.5 (95.9–97.0) | 94.7 (94.0–95.4) |
| Patient survival after first kidney transplantation (living donor) | | | | | |
| Unadjusted | | | | | |
| All | 98.3 (98.0–98.6) | 97.4 (97.0–97.8) | 94.3 (93.7–94.8) | 98.6 (98.3–98.8) | 97.6 (97.3–97.9) |
| DM | 96.3 (94.2–97.6) | 93.4 (90.9–95.2) | 85.3 (82.3–87.8) | 96.8 (95.3–97.9) | 94.9 (93.0–96.2) |
| Adjusted ^a | | | | | |
| All | 98.7 (98.4–99.0) | 98.1 (97.7–98.4) | 95.6 (95.0–96.1) | 99.1 (98.9–99.3) | 98.4 (98.2–98.7) |
| DM | 97.5 (96.4–98.7) | 95.6 (94.0–97.2) | 89.8 (87.5–92.3) | 98.1 (97.3–98.9) | 96.9 (95.8–98.0) |

Based on data from Austria, Belgium (Dutch-speaking and French-speaking), Denmark, Finland, Greece, Iceland, Norway, Spain (Andalusia, Aragon, Asturias, Basque country, Cantabria, Castile and León, Castile-La Mancha, Catalonia, Extremadura and Valencia Region), Sweden, The Netherlands and UK (all countries).

^aAdjusted survival probabilities were adjusted for age, gender and cause of ESRD. For the adjusted survival probabilities of the DM subgroup, only age and gender were taken into account.

Nevertheless, in view of the ongoing epidemic of DM in Western societies [5], it is remarkable that both in Europe and in the USA, the rise in the incidence of RRT for ESRD secondary to DM appears to have subsided.

Although patients receiving RRT for ESRD secondary to DM were less likely to receive a kidney transplant and had worse survival compared with the overall group, their survival seems to be improving with time.

In conclusion, we have shown encouraging results for patients receiving RRT for ESRD secondary to DM. This suggests that advances in health care have been effective with regard to the prevention and management of ESRD secondary to DM.

Acknowledgements

The ERA-EDTA Registry would like to thank the patients and staff of all the dialysis and transplant units who have contributed data via their national and regional renal registries. In addition, we would like to thank the persons and organizations listed in the 'Affiliated registries' for their contribution to the work of the ERA-EDTA Registry. The ERA-EDTA Registry is funded by the ERA-EDTA. This article was written by Anneke Kramer et al. on behalf of the ERA-EDTA Registry, which is an official body of the ERA-EDTA, and it was approved by all co-authors.

Affiliated registries

Albania: N. Thereska, A. Strakosha and N. Pasko; Austria: R. Kramar; Belgium, Dutch-speaking: B. De Moor, F. Schroven and J. De Meester; Belgium, French-speaking: J.M. des Grottes and F. Collart; Bosnia-Herzegovina: H. Resić, B. Prnjavorac and N. Petković; Bulgaria: E. Vazelov and V. Mushekov; Croatia: I. Bubić, S. Rački and N. Janković; Cyprus: K. Ioannou and all of the renal units providing data; Czech Republic: I. Rychlík, J. Potucek and F. Lopot; Denmark: J.G. Heaf; Estonia: Ü. Pechter, M. Rosenberg and K. Lilienthal; Finland: P. Finne and C. Grönhagen-Riska; France: M. Lassalle and C. Couchoud; Georgia: N. Kantaria and Dialysis Nephrology and Transplantation Union of Georgia; Greece: N. Afentakis; Iceland: R. Pálsson; Israel: R. Dichtiar, T. Shohat and E. Golan; Latvia: H. Cernevskis and V. Kuzema; Lithuania: V. Kuzminskis, I.A. Bumblytė and E. Žiginskienė; Montenegro: M. Ratkovic, D Radunovic and S. Ivanovic; Norway: T. Leivestad; Poland: B. Rutkowski, G. Korejwo and P. Jagodziński; Portugal: F. Macário, F. Nolasco and R. Filipe; Romania: G. Mircescu, L. Garneata and E. Podgoreanu; Russia: B. Bikbov and N. Tomilina; Serbia: working group of the Serbian RRT Registry and all of the Serbian renal units; Slovakia: V. Spustová, I. Lajdova and M. Karolyova; Slovenia: J. Buturovic-Ponikvar, J. Gubenšek and M. Arnol; Spain, Andalusia: P. Castro de la Nuez; Spain, Aragon: J.I. Sanchez Miret and J.M. Abad Diez; Spain, Asturias: R. Alonso de la Torre, J.R. Quirós and the RERCA Working Group; Spain, Basque country: Á. Magaz, J. Aranzabal, M. Rodrigo and I. Moína; Spain, Cantabria: M. Arias Rodríguez and O. García Ruiz; Spain, Castile and León: R. González and C. Fernández-Renedo; Spain, Castile-La Mancha: G. Gutiérrez Ávila and I. Moreno Alía; Spain, Catalonia: E. Arcos, J. Comas and J. Tort; Spain, Community of Madrid: M.I. Aparicio Madre and C. Chamorro Jambrina; Extremadura: J.M. Ramos Aceitero and M.A. García Bazaga; Spain, Galicia: E. Bouzas-Caamaño and J. Sánchez-Ibáñez; Region of Murcia: C. Santiuste de Pablos and I. Marín Sánchez; Spain, Valencia Region: O. Zurriaga Llorens, M. Ferrer Alamar and N. Fuster Camarena; Spain: Spanish RRT National Registry at ONT, Spanish Regional Registries and

Spanish Society of Nephrology (SEN); Sweden: K.G. Prütz, M. Stendahl, M. Evans, S. Schön, L. Bäckman and M. Segelmark; Switzerland: P. Ambühl and R. Winzeler; The Netherlands: M. Hemmelder and A. Hemke; Turkey: G. Süleymanlar, N. Seyahi and M.R. Maltiparmak; Ukraine: M. Kolesnyk and S. Nikolaenko; UK, England/Northern Ireland/Wales: all the staff of the UK Renal Registry and of the renal units submitting data; UK, Scotland: all of the Scottish renal units.

ERA-EDTA registry committee members

A. Więcek (ERA-EDTA President); C. Wanner, Germany (Chairman); F.J. Caskey, UK; F. Collart, Belgium; C. Couchoud, France; D. Fouque, France; J.W. Groothoff, The Netherlands; J.G. Heaf, Denmark; P. Ravani, Italy; I. Rychlík, Czech Republic; F. Schaefer, Germany; S. Schön, Sweden.

ERA-EDTA registry office staff

K.J. Jager (Managing Director), M. Bonthuis (for paediatric section), R. Cornet, F.W. Dekker, G. Guggenheim, A. Kramer, M. Noordzij, M. Pippias, V.S. Stel and A.J. Weerstra.

Conflict of interest statement

None declared.

(See related article by van den Brand et al. Diabetes mellitus as a cause of end-stage renal disease in Europe: signs of improvement. *Clin Kidney J* (2016) 9: 454–456.)

Appendix

Coverage of the European population by the ERA-EDTA registry

European countries supplying data to the ERA-EDTA Registry in 2013: Albania, Austria, Belgium, Bosnia and Herzegovina, Bulgaria, Croatia, Cyprus, Czech Republic, Denmark, Estonia, Finland, France, Georgia, Greece, Iceland, Latvia, Lithuania, Montenegro, the Netherlands, Norway, Poland, Portugal, Romania, Russia, Serbia, Slovakia, Slovenia, Spain, Sweden, Switzerland, Turkey, Ukraine and the UK.

European countries not supplying data to the ERA-EDTA Registry in 2013: Andorra, Armenia, Azerbaijan, Belarus, former Yugoslav Republic of Macedonia, Germany, Hungary, Ireland, Italy, Kosovo (under United Nations Security Council Resolution 1244/99), Liechtenstein, Luxembourg, Malta, Moldova, Monaco and San Marino. The coverage of the European population by the ERA-EDTA Registry in 2013 was 73.6%. For this calculation, only the proportions of the population residing in the European part of Russia and Turkey were considered.

References

1. ERA-EDTA Registry: ERA-EDTA Registry Annual Report 2013. Academic Medical Center, Department of Medical Informatics, Amsterdam, The Netherlands, 2015
2. Kim HJ, Fay MP, Feuer EJ et al. Permutation tests for joinpoint regression with applications to cancer rates. *Stat Med* 2000; 19: 335–351
3. Kramer A, Stel V, Zoccali C et al. An update on renal replacement therapy in Europe: ERA-EDTA Registry data from 1997 to 2006. *Nephrol Dial Transplant* 2009; 24: 3557–3566

4. United States Renal Data System. 2015 annual data report: epidemiology of kidney disease in the United States. National Institutes of Health, National Institute of Diabetes and Digestive and Kidney Diseases, Bethesda, MD, 2015
5. International Diabetes Federation. IDF Diabetes Atlas. 2013. <https://www.idf.org/diabetesatlas> (19 November 2015, date last accessed)
6. Caskey FJ, Kramer A, Elliott RF *et al*. Global variation in renal replacement therapy for end-stage renal disease. *Nephrol Dial Transplant* 2011; 26: 2604–2610
7. Noordzij M, Leffondré K, van Stralen KJ *et al*. When do we need competing risks methods for survival analysis in nephrology? *Nephrol Dial Transplant* 2013; 28: 2670–2677