


 Cite this: *RSC Adv.*, 2020, **10**, 32259

 Received 3rd June 2020
 Accepted 20th August 2020

DOI: 10.1039/d0ra04885b

rsc.li/rsc-advances

Dynamic instability of lithiated phosphorene

 Lingchun Jia,^a Hongchun Yuan,^a Yingli Chang,^{*a} Mu Gu^b and Jiajie Zhu^{*c}

Li-ion batteries are widely used energy storage units. Although phosphorene delivers a high Li capacity, the transition capacity between the intercalation reaction and the conversion reaction is still not clear. We investigate the structural and electronic properties of Li intercalated phosphorene and graphene/phosphorene/graphene sandwiches by first-principles calculations. The competition to obtain charge from Li between C and P reduces charge depletion on the interlayer P–P bonds, improving stability. Importantly, the sandwiches show higher transition capacities than freestanding phosphorene, confirmed by *ab initio* molecular dynamics simulations. The trilayer structures show better structural reversibility than the monolayers.

1 Introduction

Two-dimensional materials have recently drawn much attention after discovery of the unusual electronic properties of graphene.¹ Silicene,² germanene,³ phosphorene,⁴ and antimonene⁵ are monolayer Si, Ge, P, and Sb in buckled structures (sp^2 – sp^3 hybridization) as compared to the planar structure of graphene (sp^2 hybridization).⁶ Phosphorene can be prepared by mechanical and liquid exfoliation,⁷ whereas silicene and germanene can only be deposited on substrates.^{8,9}

Phosphorene is considered to have potential applications in electronic devices (field-effect transistors),^{10–12} sensing devices (gas, ion and biology sensors),^{13,14} and energy storage devices (batteries and supercapacitors)¹⁵ based on recent advances in material synthesis.^{16,17} Li-ion and Na-ion batteries are widely used energy storage units because of high energy density and lack of memory effect. The Na capacity of graphene/phosphorene/graphene sandwiches is measured to be 2440 mA h g^{-1} ,¹⁸ which is close to the theoretical value of bulk P (2596 mA h g^{-1}) based on the conversion reaction. However, only 20% capacities of the sandwich is retained for the 10C cycle as compared to the 0.02C cycle. Although bulk P has a much higher specific capacity than the commercial graphite anode (372 mA h g^{-1}), the huge volume change of 491% leads to disintegration of the electrode material and capacity loss.^{19,20} Two-dimensional materials usually have much lower diffusion energy barriers than bulk materials because of flat potential surface,^{21,22} which is important to prevent capacity loss for high-rate cycles. Since intercalation reactions on two-dimensional

materials do not affect structural stability and conversion reactions destroy the structures, the high-rate performance thus can be improved by enhancing the transition capacity between intercalation and conversion reactions.²³

On the other hand, phosphorene is thermodynamically calculated to deliver a Li/Na capacity of 433 mA h g^{-1} based on the intercalation reaction, showing a ratio of Li/Na to P to be 0.5.^{24,25} Phosphorene/graphene heterostructures improve the theoretical Li capacity to 485 mA h g^{-1} with a low diffusion energy barrier of 0.12 eV.²⁶ The structure of bulk P is calculated to be stable for the ratio of Na to P to be no more than 0.25 based on the intercalation reaction without considering temperature effect,²⁷ being much lower than for phosphorene ($Li_{0.5}P$)^{24,25} and for the fully charged electrode (Li_3P). In addition, some optimized structures of decorated phosphorene are demonstrated to be unstable by *ab initio* molecular dynamics simulation at room temperature.²⁸ The real capacities based on intercalation reactions for phosphorene-based electrode materials thus may be lower than the calculated values at 0 K. Since integration of electrode materials is important to the performance of high-rate charge/discharge, we will investigate the structural and electronic properties of Li intercalated multilayer phosphorene unsandwiched and sandwiched by graphene using first-principles calculations.

2 Computational method

All the calculations are carried out in the framework of density functional theory using the projector augmented wave method, implemented in Vienna *Ab initio* Simulation Package.²⁹ The exchange-correlation potential is based on generalized gradient approximation proposed by Perdew, Burke and Ernzerhof.³⁰ The van der Waals type interlayer interaction for multilayer phosphorene is taken into account by the DFT-D3 approach,³¹ which has been demonstrated to successfully reproduce experimental interlayer distance for two-dimensional material

^aCollege of Information Technology, Shanghai Ocean University, Huchenghuan Rd 999, Shanghai 201306, People's Republic of China. E-mail: ylchang@shou.edu.cn

^bSchool of Physics Science and Engineering, Tongji University, Siping Rd 1239, Shanghai 200092, People's Republic of China

^cCollege of Materials Science and Engineering, Shenzhen University, Nanhai Ave 3688, Shenzhen, Guangdong 518060, People's Republic of China. E-mail: jiajie_zk@163.com


Table 1 Structural properties of monolayer, bilayer, and trilayer phosphorene and the bulk as compared to the experimental results, including the lattice constants a , b , and c and the interlayer distance d (in Å)

	Monolayer	Bilayer	Trilayer	Bulk	Exp. ³⁴
a	3.310	3.313	3.317	3.357	3.34
b	4.550	4.506	4.456	4.232	4.49
c	—	—	—	10.59	10.81
d	—	3.197	3.177	3.132	—

heterostructures as compared to van der Waals functionals in spite of different charge density distribution at the interface.³² The energy cutoff for the plane wave basis is set to 400 eV. The total energies converge to 10^{-6} eV in the self-consistent solution of Kohn–Sham equations. The residual forces on the atoms have declined to less than 0.01 eV Å⁻¹. The graphene/phosphorene/graphene sandwiches are built by $4 \times 2 \times 1$ and $3 \times 2 \times 1$ and supercells of graphene in a rectangular unit cell and phosphorene, respectively. Double-sized supercells containing 352, 448, and 544 atoms (excluding Li atoms) for monolayer, bilayer, and trilayer phosphorene, respectively, are used for *ab initio* molecular dynamics simulations at 300 K with a time step of 1 and 3 fs. The crystal orbital Hamiltonian population calculations are performed by LOBSTER code.³³

3 Results and discussion

Table 1 lists the optimized lattice constants and interlayer distance for the monolayer, bilayer, and trilayer phosphorene and the bulk. The calculated lattice constant a/b expands/shrinks with increasing number of layers and agrees with the experimental value. The interlayer distance decreases with increasing thickness and is smaller than the previous theoretical results (3.612 Å) because of different types of van der Waals

functionals.²⁶ The interlayer binding energy for the bulk turns out to be 0.099 eV per atom as compared to 0.012 eV per atom excluding van der Waals correction, leading to a smaller distance of 3.132 Å to 3.432 Å.

Total energies of different locations for Li intercalation have been compared to search the ground states. Uniform distribution is energetically preferred to clustering because of the repulsion between the Li atoms. Fig. 1 illustrates the structures for Li intercalated multilayer phosphorene after 3 ps *ab initio* molecular dynamics simulations at 300 K. The Li : P ratio is calculated by the Li atoms on (at) the surface (interface) and the P atoms in each layer to be independent of the number of layers. The structure is distorted at the ratio of 2 : 24 for the monolayer. The maximal Li capacity based on the intercalation reaction requiring stability (instead of full capacity) turns out to be less than 144 mA h g⁻¹. Although some previous work reports stable structures and higher capacities for multilayer phosphorene calculated by structural optimization at 0 K, the structure may not be stable at room temperature confirmed by molecular dynamics simulations leading to lower capacities.^{16,24,35} The structure is completely destroyed at the ratio of 4 : 24. In the

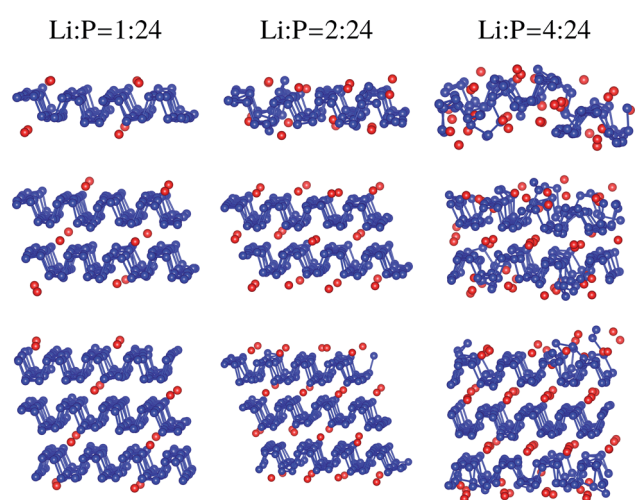


Fig. 1 Snapshots of the structures for Li intercalated multilayer phosphorene after 3 ps *ab initio* molecular dynamics simulations at 300 K with a step of 1 fs. The P and Li atoms are labeled by blue and red.




Fig. 2 Snapshots of the structures for Li intercalated multilayer sandwiches after 3 ps *ab initio* molecular dynamics simulations at 300 K with a step of 1 fs. The P, C, and Li atoms are labeled by blue, black, and red.

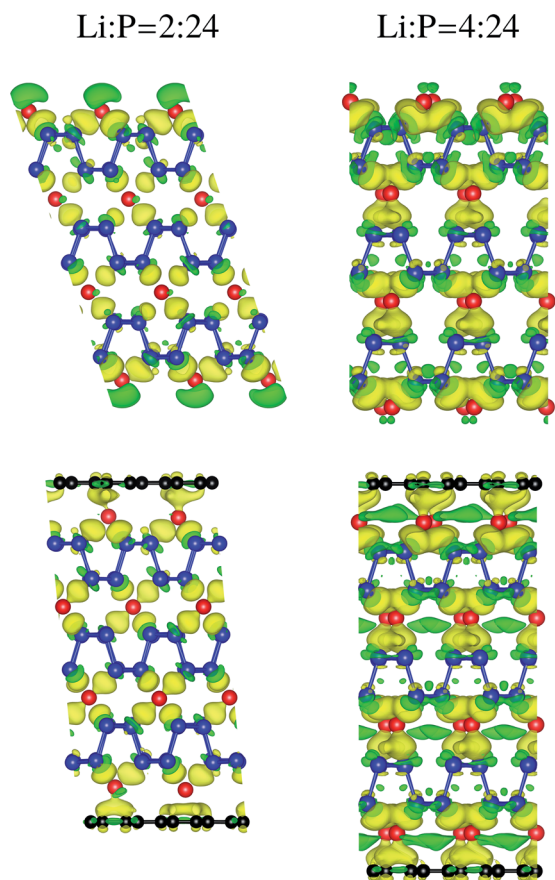


Fig. 3 Charge density difference for Li intercalated trilayer phosphorene and the sandwich. The yellow/green color represents charge accumulation/depletion. The isosurface value is 1.8×10^{-3} electrons per bohr³. The P, C, and Li atoms are labeled by blue, black, and red.

case of bilayer and trilayer, the structures are almost not distorted for the ratio of 2 : 24, confirmed by the average formation energy of Li intercalation (0.58 eV and 0.64 eV, respectively, as compared to 0.46 eV for the monolayer). The surface sheets are broken for the ratio of 4 : 24, whereas the center sheet is still stable for the trilayer further confirmed by the molecular dynamics simulations for 6 ps. The capacities are calculated to be 108 mA h g⁻¹ and 96 mA h g⁻¹ for the bilayer and the trilayer. The capacity converges to 72 mA h g⁻¹ for bulk P, being lower

Table 2 Structural properties of trilayer phosphorene and the sandwich, including the distance of the Li–P and P–P bonds on the surface ($b_{\text{Li-P}}^{\text{s}}$ and $b_{\text{P-P}}^{\text{s}}$) and at the center ($b_{\text{Li-P}}^{\text{c}}$ and $b_{\text{P-P}}^{\text{c}}$) (in Å), respectively

	$b_{\text{Li-P}}^{\text{s}}$	$b_{\text{Li-P}}^{\text{c}}$	$b_{\text{P-P}}^{\text{s}}$	$b_{\text{P-P}}^{\text{c}}$
Phosphorene				
Li : P = 2 : 24	2.41	2.51	2.27	2.26
Li : P = 4 : 24	2.40	2.44	2.31	2.32
Sandwich				
Li : P = 2 : 24	2.43	2.47	2.25	2.24
Li : P = 4 : 24	2.45	2.42	2.30	2.32

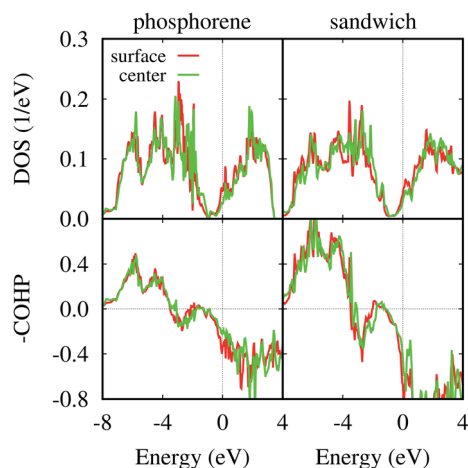


Fig. 4 Density of states (DOS) of the P 3p states for trilayer phosphorene and the sandwich with the Li : P ratio of 2 : 24 and crystal orbital Hamiltonian populations (COHP) of the interlayer P–P bonds in the surface and center sheets.

than the value of 216 mA h g⁻¹ obtained by the thermodynamic calculations at 0 K.²⁷ High quality phosphorene nanoribbons have been successfully prepared with typical widths of 4–50 nm and lengths of up to 75 μm recently.¹⁶ Since the number of surface sites for Li adsorption is much more than the edge sites, our results obtained by molecular dynamics can also predict the stability and capacities based on the intercalation reaction for phosphorene nanoribbons. In addition, other kinds of phosphorene nanostructures such as nanorods and nanoneedles have also drawn much attention,³⁶ which may have higher capacities than the bulk.

Since stability of two-dimensional materials can be improved by formation of hybrids with graphene,¹⁸ the structures of Li intercalated multilayer phosphorene sandwiched by graphene after 3 ps molecular dynamics simulations are shown in Fig. 2. The structures are stable for the Li : P ratio of 4 : 24, which is higher than in the graphene-free cases. The Li capacities are calculated to be 142–144 mA h g⁻¹ for the monolayer, bilayer and trilayer including the mass of C. The corresponding values are 289, 216, and 192 mA h g⁻¹ excluding the mass of C. In addition, lithiation only expands the thickness of the sandwiches by less than 15%, as compared to the volume change of 491% (sodiation) for bulk P.¹⁹ High-rate charge/discharge may be achieved below these capacities, since the layered structures show low diffusion energy barriers.²⁶ Moreover, the sandwich structures may obstruct reaction of phosphorene with oxygen and fluorine affecting applications^{35,37} because of high energy barriers for diffusion through graphene. The surface sheets are broken for the ratio of 6 : 24. Furthermore, the lithiation process changes to the conversion step for higher Li concentration due to complete destruction of the structures of multilayer phosphorene.

Charge density difference for Li intercalated trilayer phosphorene and the sandwich is shown in Fig. 3. The charge density difference is defined as

Table 3 Integral of crystal orbital Hamiltonian populations (–ICOHP) of the interlayer P–P bonds in the surface and center sheets for trilayer phosphorene and the sandwich

	Phosphorene		Sandwich	
	Surface	Center	Surface	Center
Li : P = 1 : 24	4.17	4.46	4.56	4.66
Li : P = 2 : 24	1.98	2.17	4.46	4.63
Li : P = 4 : 24	—	—	3.96	3.97

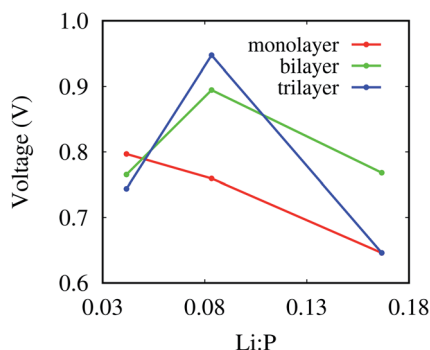


Fig. 5 Voltages for the sandwiches as function of the Li : P ratio calculated by the Li atoms at the interface and the P atoms in each layer.

$$\Delta\rho = \rho_{\text{full}} - \rho_{\text{sandwich}} - \rho_{\text{Li}} \quad (1)$$

where ρ_{full} , ρ_{sandwich} , and ρ_{Li} refer to the charge density for the full system, the sandwich without Li, and the Li atoms, respectively. The charge redistribution on the surface is stronger than at the interface for phosphorene, which leads to a shorter Li–P bond length on the surface than at the interface as listed in Table 2. The charge depletion on the interlayer P–P

bonds occurs with increasing Li concentration, weakening interaction and thus lengthening the bonds. Graphene obtains partial charge from the Li atoms in the sandwich, reducing the charge transfer to the P atoms on the surface. The competition to obtain charge from Li suppresses the charge depletion on the interlayer P–P bonds, improving stability. The Li–P bond on the surface is lengthened for higher Li concentration, reflecting stronger interaction between Li and C than between Li and P.

The density of states (DOS) of the P 3p states for trilayer phosphorene and the sandwich with the Li : P ratio of 2 : 24 and the crystal orbital Hamiltonian populations (COHP) of the interlayer P–P bonds in the surface and center sheets are shown in Fig. 4. The P atoms in the surface and center sheets show similar DOS and –COHP in profile. The P atom in the surface sheet shows more states located at the Fermi level and consequently the P–P bond has a more negative –COHP. In addition, the –COHP for the P–P bond in the center sheet shows a higher integral value (–ICOHP) than that in the surface sheet (Table 3), reflecting better stability. The –ICOHP decreases by more than 50% from the Li : P ratio of 1 : 24 to 2 : 24 for phosphorene, whereas a reduction of 2% to 2 : 24 and 13% to 4 : 24 is found for the sandwich.

Fig. 5 depicts the voltage for the sandwiches defined as

$$V = -\frac{E(\text{sandwich} + \text{Li}) - E(\text{sandwich}) - xE(\text{Li})}{xq}, \quad (2)$$

where E , x , and q refer to the total energy, Li concentration, and charge on Li, respectively. The voltage for the monolayer decreases from 0.80 V to 0.65 V with increasing Li concentration as compared to the highest value of 1.01 V for phosphorene/graphene heterostructure.²⁶ Li intercalation at the interface leads to rotation of the c axis to the armchair and the zigzag directions as shown in Fig. 3, which is also reported in ref. 27. In the case of the Li : P ratio of 2 : 24, the angle turns out to be 6.1°/0.9°, 0.8°/8.2° and 5.5°/7.8° to the armchair/zigzag direction for the monolayer, bilayer, and trilayer, respectively. A large

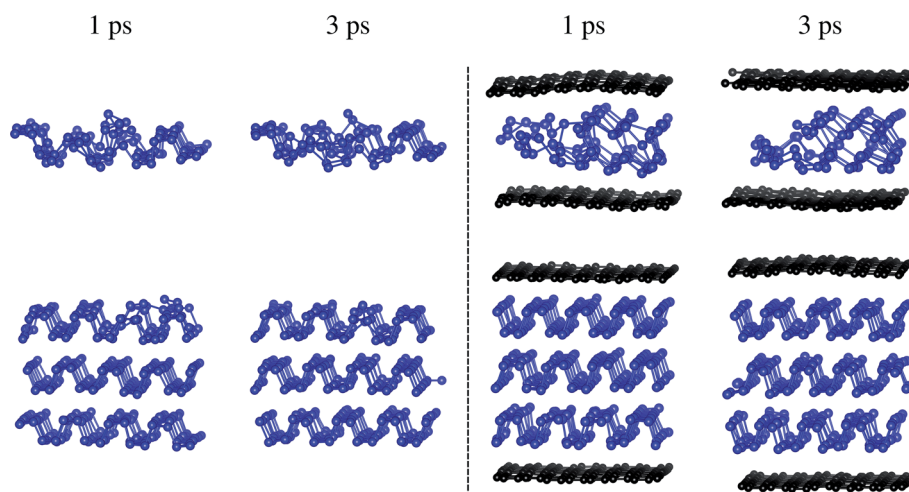


Fig. 6 Snapshots of the structures for multilayer phosphorene and the sandwiches after 1 and 3 ps *ab initio* molecular dynamics simulations at 300 K with a step of 3 fs starting from the configurations for the Li : P ratio of 4 : 24 and 6 : 24, respectively. The P and C atoms are labeled by blue and black.

rotation of 10.7° to the armchair direction takes place for the bilayer at the Li : P ratio of 4 : 24. The fluctuation of the voltage may be related to the distortion of the lattice.

Structural reversibility of electrodes is important to prevent capacity loss during long-term cycles. Fig. 6 illustrates the structures of multilayer phosphorene and the sandwiches after molecular dynamics simulations starting from the configurations for the Li : P ratio of 4 : 24 and 6 : 24, respectively. The monolayer structures cannot be recovered after 3 ps because of high surface energy, which is confirmed by the results for up to 6 ps. Only slight surface distortion is retained for trilayer phosphorene after 1 ps, reflecting better reversibility. However, the surface reconstruction is hardly removed after 3 ps, which may lead to disintegrality of electrodes after many cycles. The structure is completely recovered without surface reconstruction for the sandwich after less than 1 ps.

4 Conclusions

Structural and electronic properties of Li intercalated multilayer phosphorene unsandwiched and sandwiched by graphene have been studied by first-principles calculations. Li intercalation has been demonstrated to donate charge to the P atom, weakening the interlayer P–P bond strength. Graphene obtains charge from the Li atoms on the surface of the sandwich, reducing charge depletion on the interlayer P–P bonds and thus improving structural stability. Consequently, the sandwiches achieve Li capacities of 142–144 mA h g⁻¹ for the monolayer, bilayer, and trilayer without destroying structures in comparison to 144, 108, 96 mA h g⁻¹ for freestanding multilayer phosphorene, respectively, which improves performance for high-rate charge/discharge. Structural reversibility of multilayer phosphorene is enhanced with increasing number of layers and can be improved by graphene sandwiching.

Conflicts of interest

There are no conflicts to declare.

Acknowledgements

This work is supported by the Science and Technology Foundation of Shenzhen (JCYJ20170818142419086), the Opening Project of Shanghai Key Laboratory of Special Artificial Microstructure Materials and Technology, the National Natural Science Foundation of China (Grant No. 41776142).

References

- 1 A. H. Castro Neto, F. Guinea, N. M. R. Peres, K. S. Novoselov and A. K. Geim, The Electronic Properties of Graphene, *Rev. Mod. Phys.*, 2009, **81**, 109–162.
- 2 A. Molle, C. Grazianetti, L. Tao, D. Taneja, M. H. Alam and D. Akinwande, Silicene, Silicene Derivatives, and Their Device Applications, *Chem. Soc. Rev.*, 2018, **47**, 6370–6387.
- 3 N. Liu, G. Bo, Y. Liu, X. Xu, Y. Du and S. X. Dou, Recent Progress on Germanene and Functionalized Germanene: Preparation, Characterizations, Applications, and Challenges, *Small*, 2019, **15**, 1805147.
- 4 J. L. Zhang, C. Han, Z. Hu, L. Wang, L. Liu, A. T. S. Wee and W. Chen, 2D Phosphorene: Epitaxial Growth and Interface Engineering for Electronic Devices, *Adv. Mater.*, 2018, **30**, 1802207.
- 5 X. Wang, J. Song and J. Qu, Antimonene: From Experimental Preparation to Practical Application, *Angew. Chem., Int. Ed.*, 2019, **58**, 1574–1584.
- 6 K. S. Novoselov, A. K. Geim, S. V. Morozov, D. Jiang, Y. Zhang, S. V. Dubonos, I. V. Grigorieva and A. A. Firsov, Electric Field Effect in Atomically Thin Carbon Films, *Science*, 2004, **306**, 666–669.
- 7 S. C. Dhanabalan, J. S. Ponraj, Z. Guo, S. Li, Q. Bao and H. Zhang, Emerging Trends in Phosphorene Fabrication towards Next Generation Devices, *Adv. Sci.*, 2017, **4**, 1600305.
- 8 L. Feng, K. Yabuoshi, Y. Sugimoto, J. Onoda, M. Fukuda and T. Ozaki, Structural Identification of Silicene on the Ag(111) Surface by Atomic Force Microscopy, *Phys. Rev. B*, 2018, **98**, 195311.
- 9 J. Yuhara, H. Shimazu, K. Ito, A. Ohta, M. Aradai, M. Kurosawa, M. Nakatake and G. Le Lay, Germanene Epitaxial Growth by Segregation through Ag(111) Thin Films on Ge(111), *ACS Nano*, 2018, **12**, 11632–11637.
- 10 F. Liu, J. Wang and H. Guo, Impact of Edge States on Device Performance of Phosphorene Heterojunction Tunneling Field Effect Transistors, *Nanoscale*, 2016, **8**, 18180–18186.
- 11 K. D. Pham, N. N. Hieu, H. V. Phuc, I. A. Fedorov, C. A. Duque, B. Amin and C. V. Nguyen, Layered Graphene/GaS van der Waals Heterostructure: Controlling the Electronic Properties and Schottky Barrier by Vertical Strain, *Appl. Phys. Lett.*, 2018, **113**, 171605.
- 12 H. V. Phuc, V. V. Ilyasov, N. N. Hieu and C. V. Nguyen, Electric-Field Tunable Electronic Properties and Schottky Contact of Graphene/Phosphorene Heterostructure, *Vacuum*, 2018, **149**, 231–237.
- 13 A. Yang, D. Wang, X. Wang, D. Zhang, N. Koratkar and M. Rong, Recent Advances in Phosphorene as a Sensing Material, *Nano Today*, 2018, **20**, 13–32.
- 14 X. Liu, T. Ma, N. Pinna and J. Zhang, Two-Dimensional Nanostructured Materials for Gas Sensing, *Adv. Funct. Mater.*, 2017, 1702168.
- 15 J. Pang, A. Bachmatiuk, Y. Yin, B. Trzebicka, L. Zhao, L. Fu, R. G. Mendes, T. Gemming, Z. Liu and M. H. Rummeli, Applications of Phosphorene and Black Phosphorus in Energy Conversion and Storage Devices, *Adv. Energy Mater.*, 2018, **8**, 1702093.
- 16 M. C. Watts, L. Picco, F. S. Russell-Pavier, P. L. Cullen, T. S. Miller, S. P. Bartuś, O. D. Payton, N. T. Skipper, V. Tileli and C. A. Howard, Production of Phosphorene Nanoribbons, *Nature*, 2019, **568**, 216–220.
- 17 M. Akhtar, G. Anderson, R. Zhao, A. Alruqi, J. E. Mroczkowska, G. Sumanasekera and J. B. Jasinski, Recent advances in Synthesis, Properties, and Applications of Phosphorene, *npj 2D Mater. Appl.*, 2017, **1**, 5.
- 18 J. Sun, H.-W. Lee, M. Pasta, H. Yuan, G. Zheng, Y. Sun, Y. Li and Y. Cui, A Phosphorene–Graphene Hybrid Material as

- a High-Capacity Anode for Sodium-Ion Batteries, *Nat. Nanotechnol.*, 2015, **10**, 980.
- 19 J. Qian, X. Wu, Y. Cao, X. Ai and H. Yang, High Capacity and Rate Capability of Amorphous Phosphorus for Sodium Ion Batteries, *Angew. Chem., Int. Ed.*, 2013, **52**, 4633–4636.
- 20 X.-L. Wu, Y.-G. Guo and L.-J. Wan, Rational Design of Anode Materials Based on Group IVA Elements (Si, Ge, and Sn) for Lithium-Ion Batteries, *Chem.–Asian J.*, 2013, **8**, 1948–1958.
- 21 G. A. Tritsarlis, E. Kaxiras, S. Meng and E. Wang, Adsorption and Diffusion of Lithium on Layered Silicon for Li-Ion Storage, *Nano Lett.*, 2013, **13**, 2258–2263.
- 22 B. Peng, F. Cheng, Z. Tao and J. Chen, Lithium Transport at Silicon Thin Film: Barrier for High-Rate Capability Anode, *J. Chem. Phys.*, 2010, **133**, 034701.
- 23 M. V. Reddy, G. V. S. Rao and B. V. R. Chowdari, Metal Oxides and Oxysalts as Anode Materials for Li Ion Batteries, *Chem. Rev.*, 2013, **113**, 5364–5457.
- 24 S. Zhao, W. Kang and J. Xue, The Potential Application of Phosphorene as an Anode Material in Li-Ion Batteries, *J. Mater. Chem. A*, 2014, **2**, 19046–19052.
- 25 V. V. Kulish, O. I. Malyi, C. Persson and P. Wu, Phosphorene as an Anode Material for Na-Ion Batteries: A First-Principles Study, *Phys. Chem. Chem. Phys.*, 2015, **17**, 13921–13928.
- 26 G.-C. Guo, D. Wang, X.-L. Wei, Q. Zhang, H. Liu, W.-M. Lau and L.-M. Liu, First-Principles Study of Phosphorene and Graphene Heterostructure as Anode Materials for Rechargeable Li Batteries, *J. Phys. Chem. Lett.*, 2015, **6**, 5002–5008.
- 27 K. P. S. S. Hembram, H. Jung, B. C. Yeo, S. J. Pai, S. Kim, K.-R. Lee and S. S. Han, Unraveling the Atomistic Sodiation Mechanism of Black Phosphorus for Sodium Ion Batteries by First-Principles Calculations, *J. Phys. Chem. C*, 2015, **119**, 15041–15046.
- 28 O. I. Malyi, K. V. Sopiha, C. Draxl and C. Persson, Stability and Electronic Properties of Phosphorene Oxides: From 0-Dimensional to Amorphous 2-Dimensional Structures, *Nanoscale*, 2017, **9**, 2428–2435.
- 29 G. Kresse and D. Joubert, From Ultrasoft Pseudopotentials to the Projector Augmented-Wave Method, *Phys. Rev. B: Condens. Matter Mater. Phys.*, 1999, **59**, 1758–1775.
- 30 J. P. Perdew, K. Burke and M. Ernzerhof, Generalized Gradient Approximation Made Simple, *Phys. Rev. Lett.*, 1996, **77**, 3865–3868.
- 31 S. Grimme, J. Antony, S. Ehrlich and H. Krieg, A Consistent and Accurate Ab Initio Parametrization of Density Functional Dispersion Correction (DFT-D) for the 94 Elements H-Pu, *J. Chem. Phys.*, 2010, **132**, 154104.
- 32 J. Zhu and U. Schwingenschlögl, Silicene on MoS₂: Role of the van der Waals Interaction, *2D Mater.*, 2015, **2**, 045004.
- 33 S. Maintz, V. L. Deringer, A. L. Tchougréeff and R. Dronskowski, LOBSTER: A Tool to Extract Chemical Bonding from Plane-Wave Based DFT, *J. Comput. Chem.*, 2016, **37**, 1030–1035.
- 34 A. Brown and S. Rundqvist, Refinement of the Crystal Structure of Black Phosphorus, *Acta Crystallogr.*, 1965, **19**, 684–685.
- 35 J. Zhu, A. N. Gandi and M. Gu, Phosphorene as Cathode for Metal-Ion Batteries: Importance of F Decoration, *Materials Today Energy*, 2018, **10**, 141–145.
- 36 A. Kumar, Controlled Nanostructures and Simultaneous Passivation of Black Phosphorus (phosphorene) with Nafion, *J. Mater. Res.*, 2020, **35**, 141–152.
- 37 A. Ziletti, A. Carvalho, D. K. Campbell, D. F. Coker and A. H. Castro Neto, Oxygen Defects in Phosphorene, *Phys. Rev. Lett.*, 2015, **114**, 046801.