

**1015. Antibiotic use and indications in a community sample of adults in Wisconsin**

Maria Schletzbaum, BS<sup>1</sup>; Nasia Safdar, MD, PhD<sup>1</sup>; Daniel Shirley, MD, MS<sup>1</sup>; Tamara LeCaire, PhD<sup>1</sup>; Kristen Malecki, PhD, MPH<sup>1</sup>; Paul Peppard, PhD<sup>1</sup>; Ajay Sethi, PhD, MHS<sup>1</sup>; <sup>1</sup>University of Wisconsin-Madison School of Medicine and Public Health, Madison, Wisconsin.

**Session:** 130. Antibiotic Stewardship: Antibiotic Utilization  
**Friday, October 4, 2019: 12:15 PM**

**Background.** There is significant inappropriate and overuse of antibiotics in the United States. We describe patterns of self-reported actual use of antibiotics and indications in Wisconsin adults.

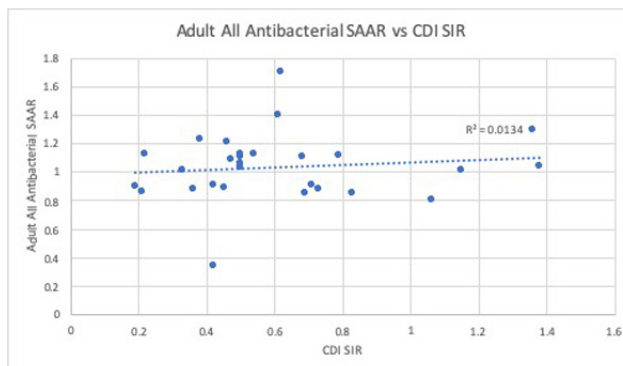
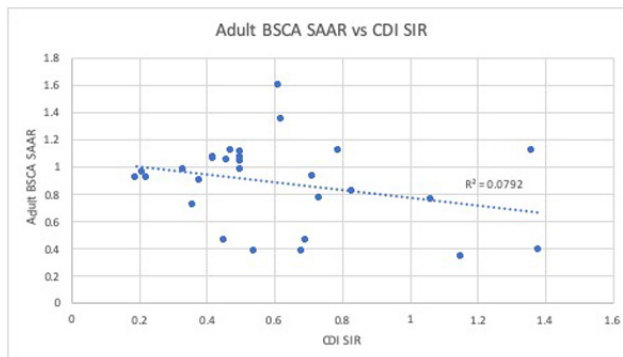
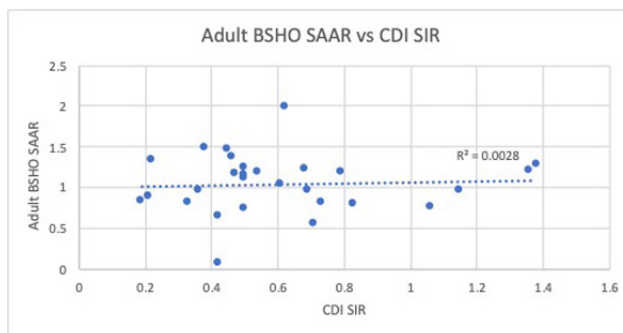
**Methods.** The Survey of the Health of Wisconsin (SHOW) is an annual health study of a wide range of health determinants and outcomes among a population-based sample of residents with targeted recruitment of underrepresented minorities. In 2016, SHOW initiated WARRIOR (Winning the War on Antibiotic Resistance), an ancillary study that assessed actual antibiotic use and indications among adults. Antibiotics were grouped by pharmacologic class, and indications were grouped into clinical categories. Descriptive statistics and logistic regression were used to examine factors associated with antibiotic use.

**Results.** Overall, 756 adults [435 female and 321 male; mean (SD) age=54.2 (16.5)] were recruited, and 256 (33.5%) reported antibiotic use in the past year. Females (OR=1.87, 95% CI: 1.29, 2.70), people with current comorbidities or history of certain health conditions (OR=2.04, 95% CI: 1.23, 3.39), and people with a mental health or developmental condition (OR=1.93, 95% CI: 1.33, 2.81) were statistically significantly more likely to report antibiotic use. BMI (kg/m<sup>2</sup>) was slightly higher among antibiotic users (31.2) than nonusers (29.8; *P* = 0.064). Diabetes, heavy drinking, and smoking history were not correlated with antibiotic use.

Top antibiotic classes used were penicillins (31%), macrolides (12%), first-generation cephalosporins (9%), tetracyclines (8%), quinolones (7%), and nitroimidazoles (3%). Top indications reported were upper respiratory infection (URI; 32.3%), dental condition or procedure (21.0%), surgery (12.6%), lower respiratory infection (11%), urinary tract, bladder, or kidney infection (7%), skin or soft-tissue infection (6%), and insect bite or insect-borne infection (6%).

**Conclusion.** Antibiotic use varies among Wisconsin adults, and certain groups are more likely to have used antibiotics in the last year. The top two reported indications for antibiotics were categories with known high rates of inappropriate (e.g., URI) and prophylactic (i.e., dental) prescribing. Further studies are needed to determine specific opportunities to reduce antibiotic use in Wisconsin.

**Disclosures.** All authors: No reported disclosures.



**Disclosures.** All authors: No reported disclosures.

**1016. Standardized Antimicrobial Administration Ratio (SAAR) and Clostridioides difficile Infection Standardized Infection Ratio (SIR): Are they connected? An Evaluation of 28 Hospitals**

Danielle Sebastian, PharmD<sup>1</sup>; Florian Daragati, PharmD<sup>1</sup>; Karl Saake, BS, MPH<sup>1</sup>; Lisa K. Sturm, MPH, CIC, FAPIC<sup>1</sup>; Mohamad G. Fakhri, MD, MPH<sup>1</sup>; <sup>1</sup>Ascension, Missoula, Montana.

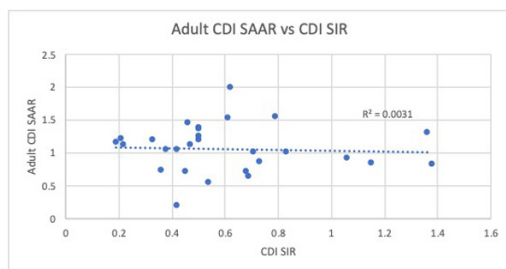
**Session:** 130. Antibiotic Stewardship: Antibiotic Utilization  
**Friday, October 4, 2019: 12:15 PM**

**Background.** Clostridioides difficile infections (CDIs) are the most prevalent healthcare-associated infection in the U.S. Of all CDIs, most are related to healthcare exposures and are potentially preventable by reducing unnecessary antibiotic use and interrupting patient-to-patient transmission of CDI.

**Methods.** The adult SAARs for 4 antimicrobial agent categories were compared with the CDI SIR at 28 facilities with greater than 100 beds across the health system for the calendar year of 2018. The 4 adult antimicrobial agent categories chosen for comparison were: antibacterial agents posing the highest risk for CDI, broad-spectrum antibacterial agents predominantly used for hospital-onset infections (BSHO), broad-spectrum antibacterial agents predominantly used for community-acquired infections (BSCA) and all antibacterial agents.

**Results.** The 2018 aggregate CDI SIR for the 28 facilities was 0.609. The aggregate SAAR for the adult antimicrobial agent categories were 1.05 for the antibacterial agents posing the highest risk for CDI, 1.05 for BSHO, 0.88 for BSCA, and 1.03 for all antibacterial agents. No correlation was seen between any of the 4 adult SAAR antimicrobial agent categories and the facility CDI SIR (Figure 1-4).

**Conclusion.** While reducing unnecessary antibiotics is an important strategy in preventing CDIs, having a higher observed vs. predicted administration ratio in the four antimicrobial agent categories studied was not correlated with a higher CDI SIR, including the CDI SAAR category. Reduction of CDI is challenging requiring a multipronged approach to include infection control strategies, appropriate testing, and antimicrobial stewardship.



**1017. Scratching the Surface with NHSN Data: Defining High Impact Stewardship Targets in Critical Care**

Kelsie Cowman, MPH<sup>1</sup>; Victor Chen, PharmD, BCPS, BCIDP<sup>1</sup>; Nidhi Saraiya, PharmD, BCPS, AAHIVP<sup>1</sup>; Yi Guo, PharmD, BCIDP<sup>2</sup>; Rachel Bartash, MD<sup>3</sup>; Priya Nori, MD<sup>3</sup>; <sup>1</sup>Montefiore Medical Center, New York, New York; <sup>2</sup>Montefiore Medical Center, Albert Einstein College of Medicine, Bronx, New York; <sup>3</sup>Montefiore Medical Center/Albert Einstein College of Medicine, Bronx, New York.

**Session:** 130. Antibiotic Stewardship: Antibiotic Utilization  
**Friday, October 4, 2019: 12:15 PM**

**Background.** The National Healthcare Safety Network (NHSN) provides risk-adjusted Standardized Antimicrobial Administration Ratios (SAAR) as a benchmark for medical and surgical intensive care units (ICU). Antibiotic use (AU) data does not provide patient-level information (e.g., antibiotic appropriateness, indications, durations, etc.). However, we hypothesize that AU data can help define high impact stewardship targets, particularly in the context of critical care Clostridioides difficile rates.

**Methods.** Units with high rates of AU and hospital-onset (HO) C. difficile were selected for review. A monthly AU and C. difficile dashboard was created for ICU providers, inclusive of data from May 2018 onwards. We also performed chart audits for indication, duration, and location of initiation for all medical intensive care unit (MICU) patients receiving piperacillin/tazobactam (P/T) or vancomycin (Van) during February 2019 per request of ICU stakeholders. Data were used to obtain stewardship buy-in from local MICU champions.

**Results.** AU data indicated that (1) all 3 MICUs consistently had SAARs >1 for broad-spectrum categories and (2) Van and P/T were the highest volume agents on these units (Figure 1). Chart audit of 135 MICU patients showed that 17 patients received P/T, 34 Van, and 84 (62%) both agents; median duration was 2 days for Van