

Cite this: *RSC Adv.*, 2019, 9, 10245Received 10th February 2019
Accepted 27th March 2019

DOI: 10.1039/c9ra01065c

rsc.li/rsc-advances

Synthesis of new polyesters by acyclic diene metathesis polymerization of bio-based α,ω -dienes prepared from eugenol and castor oil (undecenoate)[†]

Duy Le,^a Chantip Smart,^{ab} Suwadee Kongparakul^{*ab} and Kotohiro Nomura^{ID}^{*c}

Synthesis of new polyesters by acyclic diene metathesis (ADMET) polymerization of α,ω -diene, 4-allyl-2-methoxyphenyl 10-undecenoate (M1), prepared from bio-renewable eugenol and castor oil (undecenoate), have been demonstrated. Ruthenium-carbene (called second generation Grubbs) catalyst afforded polymers with unimodal molecular weight distributions ($M_n = 12\,700$, $M_w/M_n = 1.85$). The polymerization in the presence of a triarm cross-linker, 5-formylbenzene-1,2,3-triyl tris(undec-10-enoate), also afforded polymers with certain uniform network structures.

Introduction

Polyesters are widely used in our daily life and attract considerable attention due to their tunable mechanical properties and potential biodegradability.¹ Most polyesters are currently prepared from compounds derived from petroleum-based resources (especially from fossil resources). Synthesis of polyesters from bio-derived monomers is thus of great interest for research and development on high performance and sustainable materials.² In this context, various raw materials from renewable resources such as plant oils,³ lignin,⁴ polysaccharides,⁵ sugars,⁶ and terpenes⁷ have been investigated. Among them, plant oils exemplified by castor oil,⁸ which generally convert to fatty acids or fatty acid methyl esters by chemical modifications, are useful feedstock for synthesis of polymers.⁹ Acyclic diene metathesis (ADMET) polymerization is very useful for the synthesis of a wide variety of linear polymers and polymer architectures that are not available using the other polymerization methods.¹⁰ Recently, numerous studies have concentrated on the ADMET polymerization of fatty acids and its derivatives to obtain polyesters.¹¹ Castor oil derivative, ω -undecenoate, containing both olefinic double bond and

carboxylate at the termini is an ideal substance for synthesis of high purity α,ω -dienes as valuable monomers for preparing polyesters *via* ADMET polymerization. For instance, ADMET polymerizations of castor oil-based α,ω -dienes (undecenyl-undecenoate) using second generation Grubbs-type ruthenium catalysts resulted in high molecular weight unsaturated polyesters have been investigated by Meier *et al.*¹² The ADMET polymerization of α,ω -dienes prepared from castor-oil derivative with hydroxyl-bearing unsaturated compounds, diols and diamine have also been studied.¹³

Eugenol (UG, 4-allyl-2-methoxyphenol) is an interesting renewable resource obtained from clove oil. UG has been widely used not only in the production of cosmetics, perfumes, soaps, and even food, but also in the medical and pharmaceutical fields as antibiotic and antihypertensive agents.¹⁴ Owing to its functional groups [hydroxyl (–OH), methoxy (OCH₃) and allyl groups], UG can be used as starting material for synthesis of new compounds exemplified in designing polymer networks *via* thiol–ene coupling¹⁵ or bismaleimide networks.¹⁶ Recently, study on UG mainly focused on Ru-catalysed olefin metathesis reactions such as self-metathesis¹⁷ and cross-metathesis with either electron-deficient olefins¹⁸ or unsaturated fatty acid methyl esters¹⁹ due to presence of the terminal olefin group. Therefore, it is possible to prepare different types of functionalized phenol derivatives to develop new routes for the production of different multifunctional products from UG.²⁰ Additionally, UG structure, which contains an aromatic ring, has the potential alternative to petroleum-based phenolic monomers, which are widely used nowadays in the field of polyesters. For instance, a wide variety of polyesters based on UG and α,ω -diols have been prepared by polycondensation and thiol–ene click reactions.²¹ However, there are no reports had been published till date about using UG as the precursor for the

^aDepartment of Chemistry, Faculty of Science and Technology, Thammasat University, Pathumthani 12120, Thailand. E-mail: ksuwadee@tu.ac.th

^bBioenergy and Biochemical Refinery Technology Program, Faculty of Science and Technology, Thammasat University, 12120, Thailand

^cDepartment of Chemistry, Faculty of Science, Tokyo Metropolitan University, 1-1 Minami Osawa, Hachioji, Tokyo 192-0397, Japan. E-mail: ktnomura@tmu.ac.jp

[†] Electronic supplementary information (ESI) available: (i) Selected ¹H and ¹³C NMR spectra for monomers, cross-linker and polymers synthesized by ADMET polymerization; (ii) atmospheric pressure chemical ionization (APCI) mass spectra for monomers and cross-linker; (iii) selected GPC traces and DSC thermograms of polymers. See DOI: 10.1039/c9ra01065c

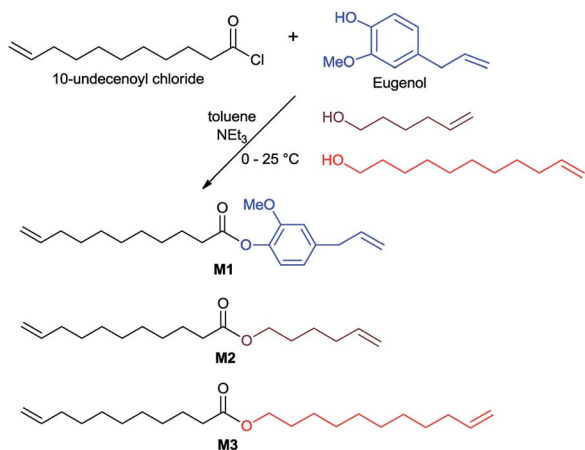


synthesis of novel α,ω -dienes monomers incorporating with aliphatic chain (undecenoate) to produce polyesters *via* ADMET polymerization, although there is one report for ADMET polymerization of dieugenol derived from UG affording amorphous polymer with high molecular weight.²²

In this paper, we wish to present a simple preparation of α,ω -diene monomer **M1**, derived from bio-renewable UG and castor oil, for synthesis of polyesters **P1** by ADMET polymerization. The ADMET polymerization conditions in term of catalyst loading, type of catalyst and reaction time, have been investigated in detail. The ADMET polymerization of **M1** in the presence of tri-arm cross-linker, 5-formylbenzene-1,2,3-triyl tris(undec-10-enoate) was also studied. Two aliphatic polyesters with linear aliphatic α,ω -dienes were also prepared for comparison.

Results and discussion

In this study, 10-undecenoyl chloride (a derivative commercially available from undecenoic acid that can be obtained as a major component from castor oil)⁸ has been chosen to prepare α,ω -diene monomer with eugenol (UG, obtained from clove oil). 5-Hexen-1-ol and 10-undecen-1-ol¹² instead of UG were also chosen for comparison. These monomers (expressed as **M1–M3** in Scheme 1) were prepared in toluene in the presence of triethylamine according to the reported procedure,²³ and the resultant compounds were purified by column chromatography, and were identified by NMR spectra and APCI mass spectrometry (shown in the Experimental section, and the selected spectra are also shown in the ESI,[†]).²⁴ ¹H NMR spectrum of the monomer, 4-allyl-2-methoxyphenyl 10-undecenoate (**M1**, Fig. 1a), shows characteristic resonances at 4.92–5.02 and 5.92–6.0 ppm, and 5.08–5.13 and 5.78–5.86 ppm ascribed to olefinic protons in terminal position; corresponding resonances ascribed to the carbons are also observed at 114.3 and 116.2 ppm, 139.3 and 137.2 ppm.²⁴ Similarly, reaction of 3,4,5-trihydroxybenzaldehyde with 10-undecenoyl chloride in THF in the presence of excess triethylamine afforded the corresponding ester, 5-formylbenzene-1,2,3-triyl tris(undec-10-enoate) (**CL**), employed as the cross-linker in this study. **CL** was also identified by NMR spectra (Fig. 1b)²⁴ and APCI mass spectrometry.



Scheme 1 Synthesis of monomers (**M1–M3**).

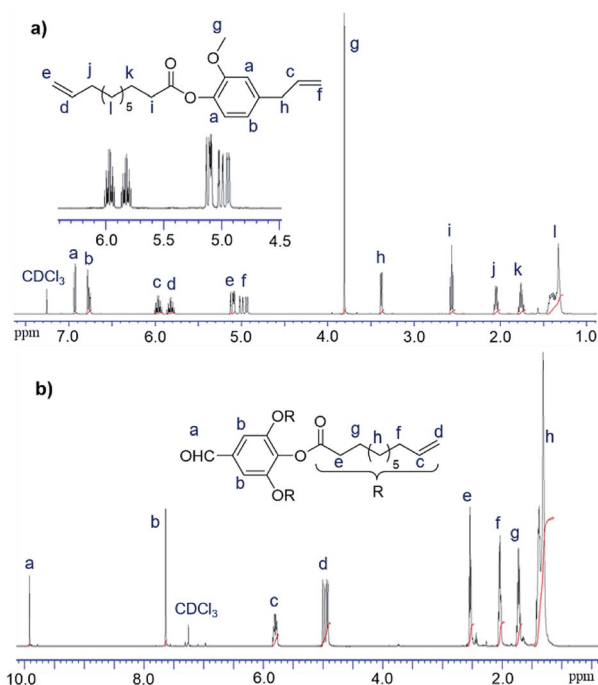
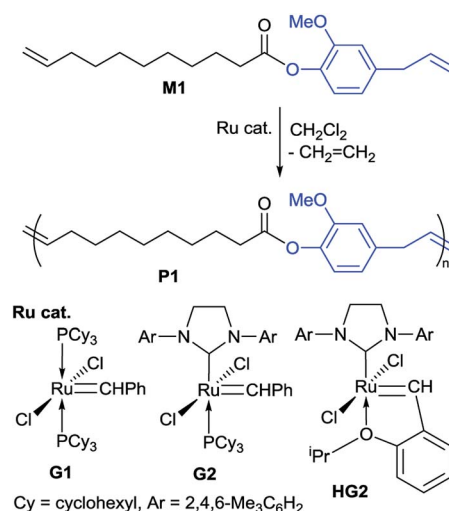


Fig. 1 ¹H NMR spectra (in CDCl₃ at 25 °C) of (a) 4-allyl-2-methoxyphenyl 10-undecenoate (**M1**) and (b) 5-formylbenzene-1,2,3-triyl tris(undec-10-enoate) (**CL**) with their peak assignments.²⁴

Acyclic diene metathesis (ADMET) polymerizations of **M1** were conducted in CH₂Cl₂ using a sealed Schlenk tube equipped with a high-vacuum valve in the presence of ruthenium catalyst (Scheme 2).²⁴ The reactions were conducted in an oil bath heated at 50 °C under nitrogen atmosphere initially for a certain period (30 min), and the mixture was then placed *in vacuo* to remove ethylene formed in this condensation polymerization (experimental details are described in the Experimental section),²⁵ as conducted in synthesis of all-*trans* poly(9,9-*n*-alkyl fluorene-2,7-vinylene)s by the ADMET polymerization.²⁶ The results are summarized in Table 1.²⁴



Scheme 2 Acyclic diene metathesis (ADMET) polymerization of **M1** in the presence of Ru-carbene catalysts.

Table 1 ADMET polymerization of 4-allyl-2-methoxyphenyl 10-undecenoate (**M1**) by ruthenium catalysts^a

Run	Ru cat. (mol%) ^b	Time/h	M_n^c	M_w/M_n^c	Yield ^d /%
1	G2 (1.0)	12	7100	1.74	86
2 ^e	G2 (1.0)	12	8100	2.05	88
3	G2 (0.2)	12	3200	3.63	55
4	G2 (0.5)	12	7500	2.09	79
5	G2 (1.0)	12	8100	2.05	88
6	G2 (1.5)	3	9400	1.97	87
7	G2 (1.5)	6	10 300	1.95	87
8	G2 (1.5)	12	12 700	1.85	91
9	G2 (1.5)	18	12 400	1.64	87
10	G1 (1.5)	12	5500	1.87	81
11	HG2 (1.5)	12	4500	1.63	79
12	G2 (2.0)	12	12 500	1.84	91
13	G2 (3.0)	12	7900	1.93	81

^a Conditions: Ru catalyst (shown in Scheme 2), monomer **M1** (330 mg, 1.0 mmol), CH₂Cl₂ 0.4 mL (initial monomer concentration 2.50 M), 50 °C. Detailed procedure is shown in the Experimental section.

^b Mol% based on monomer **M1**. ^c GPC data in THF vs. polystyrene standards. ^d Isolated yield by precipitation as the methanol insoluble fraction. ^e The tube was placed *in vacuo* twice at the first time (30 min).

It was revealed that the ADMET polymerization of **M1** using called second generation Grubbs catalyst (**G2**) afforded polymers with unimodal molecular weight distributions ($M_n = 7100, 8100$; $M_w/M_n = 1.74, 2.05$, respectively, runs 1, 2). Efficient removal of ethylene formed in this condensation polymerization seems beneficial for obtainment of high molecular weight polymers, because the M_n value seemed decreasing with increasing the initial reaction time under nitrogen [$M_n, M_w/M_n = 7100, 1.87$ (1.0 h under N₂ instead of 30 min); $M_n, M_w/M_n = 6900, 1.96$ (4.0 h under N₂)] or the M_n value increased when ethylene was removed repeatedly after the initial reaction under nitrogen [$M_w/M_n = 8100, 2.05$, run 2].

It was also revealed that the M_n value was also affected by the amount of ruthenium catalyst loaded (**G2**, runs 3–5, 8, 12, 13, Fig. 2a), and the polymerization in the presence of low Ru loading (0.2 mol%) afforded low molecular weight oligomer (run 3, Fig. 2a). Moreover, the M_n value in the resultant polymer increased by increasing the Ru loading [$M_n = 7500$ (0.5 mol%, run 4) vs. $M_n = 12 700$ (1.5 mol%, run 8)], and the GPC traces became unimodal upon increasing the Ru loading as clearly demonstrated in Fig. 2a. It thus turned out that the optimized conditions concerning the amount of Ru are 1.5 or 2.0 mol% (based on **M1**, runs 8 and 12) for obtainment of high molecular

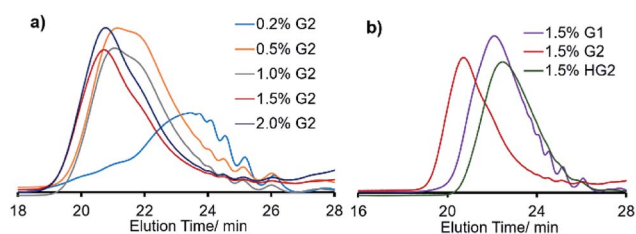


Fig. 2 GPC traces of polymers (**P1**) in ADMET polymerization of **M1** under (a) effect of different **G2** loading, and (b) effect of Ru catalysts. Detailed data are shown in Table 1.

weight polymers with unimodal molecular weight distributions. The M_n value was also affected by the reaction time (runs 6–9), and no significant increase in the M_n value was observed after 12 h (runs 8, 9). It also turned out, under the above optimized conditions (run 8), that the other ruthenium catalysts (expressed as **G1**, and **HG2** in Scheme 2) afforded polymers with rather low molecular weights (runs 10, 11, respectively, Fig. 2b). This would be probably because of low reactivity of **G1** toward olefins in this ADMET polymerization.²⁷ It also seems likely that rather low catalyst efficiency by **HG2** compared to **G2** might be considered for the explanation under these conditions. Therefore, **G2** seems to be the most suitable in terms of synthesis of higher molecular weight polymers with unimodal molecular weight distributions.

Fig. 3 shows ¹H NMR spectrum (in CDCl₃ at 25 °C) for 4-allyl-2-methoxyphenyl 10-undecenoate (**M1**, Fig. 3a) and the resultant polymer (**P1**, Fig. 3b) prepared by ADMET polymerization (sample run 8). Resonances ascribed to protons of terminal olefins (at 4.92–5.02 and 5.92–6.0 ppm, and 5.08–5.13 and 5.78–5.86 ppm) disappeared and resonances ascribed to protons assigned to internal olefins (at 5.35–5.67 and 6.15–6.45 ppm, placed as dashed circle in Fig. 3b) were observed, whereas the other resonances were remained. The results thus clearly indicate formation of polymers by the ADMET polymerization.^{25,27} As also suggested by the NMR spectra (broad and several resonances ascribed to olefinic protons), the resultant polymers do not have regular structures in almost certainly but are probably a mixture of head-to-head, head-to-tail, and tail-to-tail arrangement of the repeat unit containing *cis* and *trans* double bonds. This can also be suggested by ¹³C NMR spectrum in **P1** (resonances ascribed to internal olefinic carbons at 128–141 ppm, Fig. S10 in ESI†).²⁴ The fact might also explain additional resonances in the aliphatic region (marked with *) compared to **M1** in Fig. 3b. The resultant polymer (**P1**) possesses glass transition temperature (T_g) at –9.6 °C by the DSC thermogram (sample run 8, shown in ESI†),²⁴ and no melting

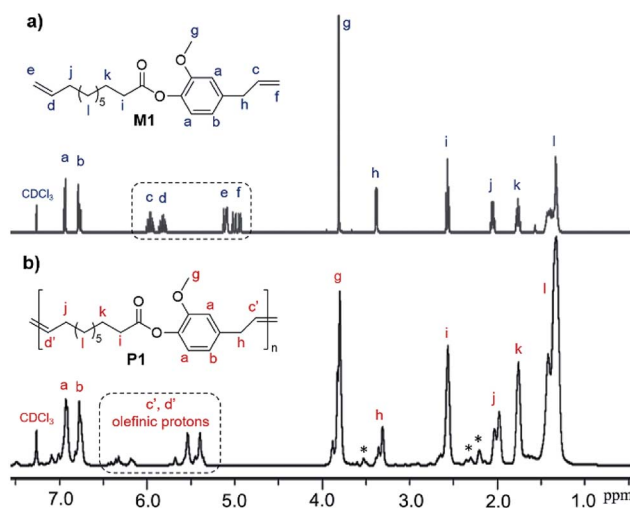


Fig. 3 ¹H NMR spectrum (in CDCl₃ at 25 °C) for (a) 4-allyl-2-methoxyphenyl 10-undecenoate (**M1**), and (b) the resultant polymer (**P1**) prepared by the ADMET polymerization (run 8).

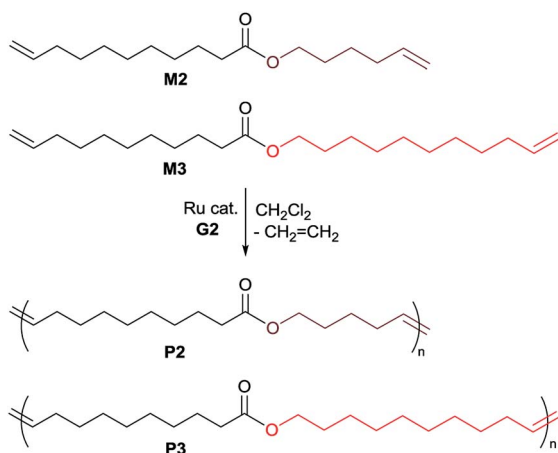
temperature was observed, suggesting that **P1** is amorphous material with uniform composition.

Table 2 summarizes the results for ADMET polymerizations of monomers **M2** and **M3**¹² in the presence of ruthenium-carbene catalyst (**G2**, Scheme 3). It was revealed that the polymerizations of **M2** afforded polymers with unimodal molecular weight distributions (e.g. $M_n = 8300$ $M_w/M_n = 1.52$, run 14) under optimized conditions. As observed in the ADMET polymerization of **M1**, in the polymerization of **M2**, the M_n value was affected by the amount of ruthenium catalyst charged, and the M_n value in the resultant polymer (**P2**) increased by increasing the Ru loading [$M_n = 8300$ (2.0 mol%, run 14) vs. $M_n = 7300$ (0.5 mol%, run 16)]. In contrast, in the polymerization of **M3**,¹² the optimized conditions seem 0.5 mol% (run 19) for obtainment of rather high molecular weight polymer (**P3**) with unimodal molecular weight distribution. Both ¹H and ¹³C NMR spectra clearly support formation of polymers by the ADMET polymerization (disappearance of resonances ascribed to terminal olefins and observed resonances assigned to internal olefins, the spectra are shown in the ESI,†).²⁴ DSC thermograms in the resultant polymers (**P2**, **P3**) show a melting temperature (T_m) at 14.3 °C (**P2**, sample run 14), 51.5 °C (**P3**, sample run 19),

Table 2 ADMET polymerization of **M2** and **M3** by **G2** catalyst^a

Run	Monomer	G2 /mol% ^b	M_n ^c	M_w/M_n ^c	Yield ^d /%
14	M2	2.0	8300	1.52	71
15	M2	1.0	7700	1.49	71
16	M2	0.5	7300	1.44	72
17	M3	2.0	6200	1.50	78
18	M3	1.0	6900	1.53	78
19	M3	0.5	8500	1.64	84
20	M3	0.2	7200	1.55	83

^a Conditions: monomer **M2** (266 mg, 1.0 mmol) or **M3** (336 mg, 1.0 mmol), CH₂Cl₂ 0.4 mL (initial monomer concentration 2.50 M), 50 °C, 12 h. Detailed procedure is shown in the Experimental section. ^b Mol% based on monomer. ^c GPC data in THF vs. polystyrene standards. ^d Isolated yield by precipitation as the methanol insoluble fraction.

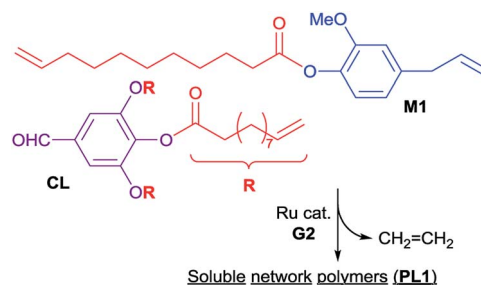


Scheme 3 Acyclic diene metathesis (ADMET) polymerization of **M2** and **M3** in the presence of Ru-carbene catalyst (**G2**).

respectively, as observed in long-chain aliphatic polyesters.^{28,29} In general the melting temperature (T_m value) in the polyester increases with increasing hydrocarbon chain length,³⁰ and the T_m value in the polyester consisting of two types of methylene units also affected the distribution.³¹ Therefore, increase in the T_m value from **P2** to **P3** would be due to increase of methylene chain length. However, observed T_m values might be rather low probably due to that microstructure in the resultant polymers are a mixture of head-to-tail, head-to-head and tail-to-tail repeat units. In contrast, placing phenyl group into the polymer main chain in **P1** afforded the amorphous materials.

In order to demonstrate a possibility of synthesis of cross-linked polymers (often employed to improve mechanical properties *etc.*), ADMET polymerizations of 4-allyl-2-methoxyphenyl 10-undecenoate (**M1**) were conducted in the presence of cross-linker (**CL**), prepared by reaction of 3,4,5-trihydroxybenzaldehyde with 10-undecenoyl chloride in this study (Scheme 4). The results are summarized in Table 3.²⁴

It was revealed that M_n value in the resultant polymer (**P1**) slightly increased in the presence of **CL** [$M_n = 12\ 700$ (run 8) vs. 13 300 (run 21), reaction 12 h, **CL** 2.5 mol%], and further stirring afforded polymer with low PDI (M_w/M_n) value (run 22, reaction 18 h). Increasing the amount of **CL** (from 2.5 to 5.0 mol%) afforded the polymers with rather broad molecular



Scheme 4 Acyclic diene metathesis (ADMET) polymerization of 4-allyl-2-methoxyphenyl 10-undecenoate (**M1**) in the presence of 5-formylbenzene-1,2,3-triyl tris(undec-10-enoate) (**CL**).

Table 3 ADMET polymerization of **M1** using **G2** in the presence of cross-linker (**CL**)^a

Run	CL ^b /mol%	Time/h	M_n ^c	M_w/M_n ^c	Yield ^d /%
8	—	12	12 700	1.85	91
21	2.5	12	13 300	2.58	88
22	2.5	18	13 600	2.28	89
23	5.0	12	11 500	3.95	88
24	5.0	18	13 500	3.48	88
25 ^e	5.0	18	13 800	2.80	90
26 ^f	5.0	18	10 200	2.05	81
27 ^f	5.0	24	11 800	2.59	86

^a Conditions: monomer **M1** (330 mg, 1.0 mmol), ruthenium catalyst (**G2**) 1.5 mol%, cross-linker (**CL**), CH₂Cl₂ 0.4 mL (initial monomer concentration 2.50 M), 50 °C. Detailed procedure is shown in the Experimental section. ^b Mol% based on monomer **M1**. ^c GPC data in THF vs. polystyrene standards. ^d Isolated yield by precipitation as the methanol insoluble fraction. ^e Ru 2.0 mol%. ^f Cross-linker (**CL**, 5.0 mol%) was added after 30 min.

weight distributions even after 18 h (runs 23, 24), and no significant increase in the M_n values were observed (runs 21–24). However, as shown in Fig. 4, GPC traces in the resultant polymers, it seems that the molecular weight distributions became unimodal after 18 h; the PDI value became low upon increasing the Ru loading (run 25). It turned out that increase of Ru loading (run 25), addition of CL after the initial ADMET polymerization did not affect the increase of M_n value in the resultant polymers.

Fig. 5 shows ^1H NMR spectra (in CDCl_3 at 25°C) of **P1** (sample run 8) and **PL1** (sample run 24). As observed in **P1** (Fig. 3b), protons assigned to terminal olefins in **M1** and **CL** were disappeared and resonances ascribed to protons in the internal olefins were observed (placed as dashed circle in Fig. 5b and c). Moreover, resonances ascribed to **CL** (in particular protons corresponding to aldehyde and aromatic proton marked as * in Fig. 5a and c) were clearly observed.²⁴ DSC thermograms in the resultant polymer (**PL1**) show a glass transition temperature (T_g) at -10.5°C , which is relatively close to that in **P1** ($T_g = -9.6^\circ\text{C}$).²⁴ These results thus probably suggest that **PL1** possesses a certain network structure consisting of **P1** and **CL** (with low degree of cross-linking) with

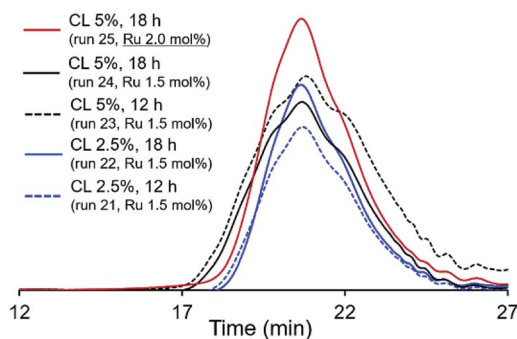


Fig. 4 GPC traces polymers (**PL1**) in ADMET polymerization of **M1** using **G2** in the presence of cross-linker (**CL**). Detailed data are shown in Table 3.

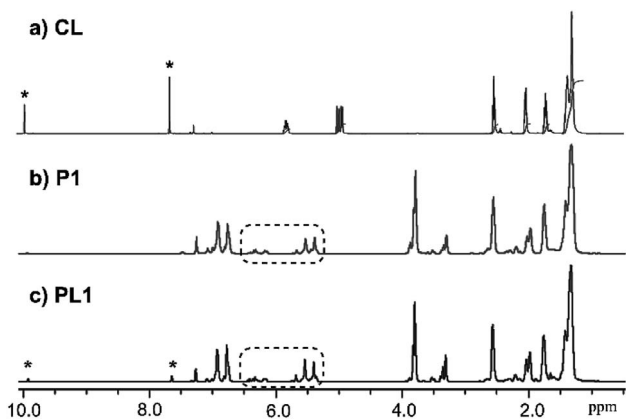


Fig. 5 ^1H NMR spectra (in CDCl_3 at 25°C) for (a) cross-linker (**CL**), (b) the resultant polymer (**P1**) prepared by ADMET polymerization of **M1** (run 8), and (c) resultant polymer (**PL1**) prepared by the ADMET polymerization of **M1** in the presence of **CL** (5.0 mol%, sample run 24).

uniform composition. The resultant polymer sample (**PL1**) was hardly soluble in CDCl_3 (30 mg/2.0 mL) at room temperature but became completely soluble overnight, whereas the sample is easily soluble in THF for GPC measurement.

Conclusions

We have shown that synthesis of new polyesters by ADMET polymerization of α,ω -dienes, 4-allyl-2-methoxyphenyl 10-undecenoate (**M1**), prepared from bio-renewable eugenol (obtained from clove oil) and 10-undecenoic acid derivative (obtained from castor oil). Ruthenium-carbene (called second generation Grubbs) catalyst afforded polymers with unimodal molecular weight distributions ($M_n = 12\,700$, $M_w/M_n = 1.85$). The polymerization of **M1** in the presence of triarm cross-linker, 5-formylbenzene-1,2,3-triyl tris(undec-10-enoate), also afforded certain network polymers, suggested by NMR spectra and DSC thermogram. Since 9-decenoate obtained from the other vegetable oil (e.g. methyl oleate) by ethenolysis, should be used in place of 10-undecenoate, also since, as described in the introductory, further chemical modification can be possible from functional group (methoxy group) in the resultant polymers (**P1**, **PL1**), we thus believe that the present approach is promising and should be applicable for synthesis of polyesters from monomers prepared from bio-renewable resources.

Experimental section

General experimental considerations

All experiments were carried out under nitrogen atmosphere or using standard Schlenk techniques unless otherwise specified. Anhydrous grade dichloromethane and toluene (>99.5%, Kanto Chemical Co., Inc.) were transferred into a bottle containing molecular sieves (mixture of 3A 1/16, 4A 1/8 and 13X 1/16) in the drybox. $\text{RuCl}_2(\text{PCy}_3)_2(\text{CHPh})$ (called 1st generation Grubbs catalyst (**G1**); Cy = cyclohexyl), $\text{RuCl}_2(\text{PCy}_3)(\text{H}_2\text{IMes})(\text{CHPh})$ [called 2nd generation Grubbs catalyst (**G2**); $\text{IMesH}_2 = 1,3$ -bis(2,4,6-trimethylphenyl)imidazol-2-ylidene] and $\text{RuCl}_2(\text{-IMesH}_2)(\text{CH-2-O}^i\text{Pr-C}_6\text{H}_4)$ [called 2nd generation Hoveyda-Grubbs catalyst (**HG2**)] were purchased from Aldrich Chemical Co., and were used as received. Chemicals of reagent grades such as Eugenol (UG, >99.0%, Tokyo Chemical Industry, Co., Ltd.), 10-undecenoyl chloride (UDC, >99%), 10-undecen-1-ol (UDO, >98%), 5-hexene-1-ol (Hex), 3,4,5-trihydroxybenzaldehyde (>98%) and triethylamine (NEt_3 , >99%) were obtained from Tokyo Chemical Industry, Co., Ltd., and were used as received. Ethyl vinyl ether (>98%) and Celite were purchased from Wako Pure Chemical Industries, Ltd.

All ^1H and ^{13}C NMR spectra were recorded using a Bruker AV500 spectrometer (500.13 MHz for ^1H , 125.77 MHz for ^{13}C). All chemical shifts were reported in parts per million (ppm) with referenced to SiMe_4 (TMS) at 0.00 ppm. Obvious multiplicities and routine coupling constants are usually not listed, and all spectra were obtained in the solvent indicated at 25°C unless otherwise noted. Molecular weights and the molecular weight distributions of the resultant polymers were measured by gel-permeation chromatography (GPC). GPC measurements were

performed at 40 °C on a Shimadzu SCL-10A using a RID-10A detector (Shimadzu Co., Ltd.) in THF (containing 0.03 wt% of 2,6-di-*tert*-butyl-*p*-cresol, flow rate 1.0 mL min⁻¹). HPLC grade THF (Wako Pure Chemical Ind., Inc.) was used as the eluent with a flow rate of 1.0 mL min⁻¹, and was degassed prior to use. GPC columns (ShimPAC GPC-806, 804 and 802, 30 cm × 8.0 mm diameter, spherical porous gel made of styrene/divinylbenzene copolymer, ranging from < 10² to 2 × 10⁷ MW) were calibrated *versus* polystyrene standard samples. Differential scanning calorimetric (DSC) data for polymer were measured using a Hitachi DSC 7020 analyzer. Nitrogen was used as purge gas and all samples (5–7 mg) were placed in standard aluminium pans. Polymer samples were first heated from 25 to 250 °C then cooled to –100 °C. The glass transition (*T*_g) and melting (*T*_m) temperature were determined upon second heating cycle. All runs were performed at a rate of 10 °C min⁻¹. Atmospheric pressure chemical ionization (APCI) mass spectrometry was performed on Bruker MicroTOF II-SDT1.

Synthesis of 4-allyl-2-methoxyphenyl undec-10-enoate (M1)

10-undecenoyl chloride (3.04 g, 15 mmol) was added dropwise into a toluene solution (15.0 mL) containing eugenol (2.46 g, 15 mmol) and triethylamine (2.51 mL, 18 mmol) over 30 min at 0 °C. The mixture was then warmed to room temperature and was stirred for 4 h. After the reaction was reached to completion, by confirmation of consumption of 10-undecenoyl chloride by TLC, the reaction mixture was then neutralized with 2 N HCl, and was washed with 5% NaHCO₃ (15 mL × 3), deionized water (15 mL × 4), was then with brine (15 mL × 2). The solution was dried over anhydrous MgSO₄, and was then filtered through a Celite pad, and the filtrate was evaporated under reduced pressure. The crude product was purified by column chromatography using hexane/ethyl acetate (9/1) as an eluent to yield **M1** as colorless oil (3.87 g, 78% yield). ¹H NMR (CDCl₃): δ 1.33 (s, 10H, 5CH₂), 1.75–1.79 (quint, *J* = 7.5 Hz, 2H, CH₂), 2.03–2.07 (quart, *J* = 7.5 Hz, 2H, CH₂CH=CH₂), 2.55–2.58 (t, *J* = 7.5 Hz, 2H, –CH₂COO–), 3.37–3.38 (d, *J* = 6.8 Hz, 2H, Ar–CH₂), 3.81 (s, 3H, OCH₃), 4.92–5.02 (m, 2H, Ar–CH₂CH=CH₂), 5.08–5.13 (2H, –CH=CH₂), 5.78–5.86 (m, *J* = 6.68, 6.68 and 6.77 Hz, 1H, –CH=CH₂), 5.92–6.0 (m, *J* = 6.75, 6.75 and 6.79 Hz, 1H, Ar–CH₂CH=CH₂), 6.75–6.79 (m, 1H, Ar, CH), 6.93–6.94 ppm (m, 2H, Ar, 2CH). ¹³C{¹H} NMR (CDCl₃): δ 25.1 (CH₂), 29.0 (CH₂), 29.1 (CH₂), 29.3 (CH₂), 29.4 (CH₂), 33.9 (CH₂COO–), 34.1 (CH₂), 40.2 (Ar–CH₂), 55.9 (OCH₃), 112.8 (CH), 114.3 (CH=CH₂), 116.2 (Ar–CH₂CH=CH₂), 120.7 (CH), 122.6 (CH), 137.2 (Ar–CH₂CH=CH₂), 138.2 (Ar), 138.9 (Ar), 139.3 (CH=CH₂), 151.0 (Ar), 172.1 ppm (–COO–). APCI-MS: calculated for C₂₁H₃₀O₃ [M + H]⁺ 331.2; found 331.2.

Synthesis of 5-hexen-1-yl 10-undecenoate (M2)

10-undecenoyl chloride (3.04 g, 15 mmol) was added dropwise into a toluene solution (20.0 mL) containing 5-hexen-1-ol (1.50 g, 15 mmol) and triethylamine (2.51 mL, 18 mmol) over 30 min at 0 °C. The mixture was then warmed to room temperature and was stirred for 2.5 h. After the reaction was

reached to completion, by confirmation of consumption of 10-undecenoyl chloride by TLC, the reaction mixture was then neutralized with 2 N HCl, and was washed with 5% NaHCO₃ (15 mL × 3), deionized water (15 mL × 4), was then with brine (15 mL × 2). The solution was dried over anhydrous MgSO₄, and was then filtered through a Celite pad, and the filtrate was evaporated under reduced pressure. The crude product was purified by column chromatography using hexane/ethyl acetate (9/1) as an eluent to yield **M2** as a colorless oil (3.24 g, 81% yield). ¹H NMR (500 MHz, CDCl₃, ppm): δ 1.28–1.36 (s, 10H, 5CH₂), 1.44 (m, 2H, CH₂), 1.61–1.64 (m, 4H, 2CH₂), 2.02–2.08 (m, *J* = 15.2 and 16.9 Hz, 4H, 2CH₂CH=CH₂), 2.26–2.29 (t, *J* = 7.4 Hz, 2H, –CH₂COO–), 4.06 (t, *J* = 6.5 Hz, 2H, –COOCH₂–), 4.91–5.02 (m, *J* = 8.8 and 14.0 Hz, 4H, 2CH₂=CH–), 5.77–5.80 ppm (m, *J* = 1.4 and 11.6 Hz, 2H, 2CH₂=CH–). ¹³C{¹H} NMR (125 MHz, CDCl₃, ppm): δ 25.1 (CH₂), 25.3 (CH₂), 28.2 (CH₂), 29.0 (CH₂), 29.2 (CH₂), 29.3 (CH₂), 29.4 (CH₂), 33.4 (CH₂), 33.9 (CH₂), 34.5 (CH₂), 64.2 (–COOCH₂–), 114.3 (CH=CH₂), 139.3 (CH=CH₂), 174.1 (–COO–). APCI-MS: calculated for C₁₇H₃₀O₂ [M + H]⁺ 267.2; found 267.2.

Synthesis of 10-undecen-1-yl 10-undecenoate (M3)

10-undecenoyl chloride (3.04 g, 15 mmol) was added dropwise into a toluene solution (20.0 mL) containing 10-undecen-1-ol (2.55 g, 15 mmol) and triethylamine (2.51 mL, 18 mmol) over 30 min at 0 °C. The mixture was then warmed to room temperature and was stirred for 2.5 h. After the reaction was reached to completion, by confirmation of consumption of 10-undecenoyl chloride by TLC, the reaction mixture was then neutralized with 2 N HCl, and was washed with 5% NaHCO₃ (15 mL × 3), deionized water (15 mL × 4), was then with brine (15 mL × 2). The solution was dried over anhydrous MgSO₄, and was then filtered through a Celite pad, and the filtrate was evaporated under reduced pressure. The crude product was purified by column chromatography using hexane/ethyl acetate (9/1) as an eluent to yield **M3** as a colorless oil (4.26 g, 85% yield). ¹H NMR (500 MHz, CDCl₃, ppm): δ 1.27–1.36 (s, 22H, 11CH₂), 1.60 (s, 4H, 2CH₂), 2.02–2.03 (d, *J* = 6.4 Hz, 4H, 2CH₂CH=CH₂), 2.26–2.29 (t, *J* = 7.4 Hz, 2H, –CH₂COO–), 4.03–4.05 (t, *J* = 6.6 Hz, 2H, –COOCH₂–), 4.90–4.99 (m, *J* = 9.3 and 17.1 Hz, 4H, 2CH₂=CH–), 5.76–5.81 ppm (d, *J* = 6.8 Hz, 2H, 2CH₂=CH–). ¹³C{¹H} NMR (125 MHz, CDCl₃, ppm): δ 26.0 (CH₂), 28.8 (CH₂), 29.0 (CH₂), 29.1 (CH₂), 29.2 (CH₂), 29.3 (CH₂), 29.4 (CH₂), 29.5 (CH₂), 29.6 (CH₂), 33.9 (CH₂), 34.5 (CH₂), 64.5 (–COOCH₂–), 114.2 (CH=CH₂), 139.2 (CH=CH₂), 174.0 ppm (–COO–). APCI-MS: calculated for C₂₂H₄₀O₂ [M + H]⁺ 337.3; found 337.3.

Synthesis of 5-formylbenzene-1,2,3-triyl tris(undec-10-enoate) (CL)

10-undecenoyl chloride (1.98 g, 9.78 mmol) was added dropwise into a THF solution (15.0 mL) containing 3,4,5-trihydroxybenzaldehyde (508 mg, 3.30 mmol) and triethylamine (2.1 mL, 14.6 mmol) over 20 min at –30 °C. The mixture was then warmed to room temperature and was stirred for 14 h. After the reaction was completed, the reaction mixture was passed

through a Celite pad (two times), and the filtrate was evaporated under reduced pressure to yield **CL** as a yellow oil (2.0 g, 94% yield). ^1H NMR (500 MHz, CDCl_3 , ppm): δ 1.32–1.40 (s, 30H, 15CH_2) 1.70–1.76 (quint, $J = 7.5$ Hz, 6H, 3CH_2), 2.02–2.06 (quart, $J = 7.0$ Hz, 6H, $3\text{CH}_2\text{CH}=\text{CH}_2$), 2.53–2.56 (t, $J = 7.5$ Hz, 6H, $3\text{CH}_2\text{COO}^-$), 4.92–5.01 (m, $J = 10.2$ and 17.1 Hz, 6H, $3\text{CH}=\text{CH}_2$), 5.77–5.85 (m, $J = 16.7$, 16.8 and 17.0 Hz, 3H, $3\text{CH}=\text{CH}_2$), 7.64 (s, 2Har, 2CH), 9.92 ppm (s, 1H, $-\text{COH}$). $^{13}\text{C}\{^1\text{H}\}$ NMR (125 MHz, CDCl_3 , ppm): δ 24.9 (CH_2), 29.0 (CH_2), 29.1 (CH_2), 29.2 (CH_2), 29.3 (CH_2), 29.4 (CH_2), 33.8 (CH_2), 114.3 ($\text{CH}=\text{CH}_2$), 121.7 (CH), 134.0 (Ar), 139.2 ($\text{CH}=\text{CH}_2$), 139.9 (Ar), 144.5 (Ar), 170.5 ($-\text{COO}^-$), 189.5 ppm ($-\text{CHO}$). APCI-MS: calculated for $\text{C}_{40}\text{H}_{60}\text{O}_7$ $[\text{M} + \text{H}]^+$ 652.43; found 652.4.

General procedure for synthesis of polymers by acyclic diene metathesis (ADMET) polymerization using ruthenium catalysts

A typical procedure for synthesis of polymer (**P1**) by ADMET polymerization (Table 1, run 8) is as follows. The monomer (**M1**, 330 mg, 1.0 mmol) was loaded into a 25 mL sealed Schlenk-type tube. The 2nd generation Grubbs catalyst **G2**, $\text{RuCl}_2(\text{PCy}_3)_2(\text{H}_2\text{-IMes})(\text{CHPh})$ (0.0127 g, 1.5 mol%) was dissolved in 0.4 mL of dichloromethane and transferred into a sealed Schlenk-type tube. The reaction mixture was magnetically stirred in an oil bath set at 50 °C under nitrogen atmosphere for 30 min (the valve was opened and connected to the vacuum/nitrogen line). The mixture was then placed into a liquid nitrogen bath to remove ethylene gas from the reaction medium by opening the valve connected to the vacuum line for a short period (less than 1 min), and the valve was then closed and the tube was placed into the oil bath to continue the reaction. This is the similar procedure for synthesis of all-*trans* poly(9,9-dialkyl-fluorene-2,7-vinylene)s by the ADMET polymerization,²⁶ and the apparatus was shown in ref. 26a. The procedure removing ethylene was repeated with a certain period (30 min for the first time then every 1.0 h). The polymerization mixture was then cooled to room temperature and was quenched with excess ethyl vinyl ether while stirring for 1.0 h. The resultant solution was then dissolved in chloroform (2.0 mL) for dilution, and the solution was added dropwise into the cold methanol (50 mL). The solution was stirred for 1.0 h, and the precipitates were then collected by filtration and dried in *vacuo* to yield **P1** as rubbery solids (0.299 g, 91% yield). A similar polymerization protocol was used for polymerization of **M2** (266 mg, 1.0 mmol) and **M3** (336 mg, 1.0 mmol) to yield polymers **P2** and **P3**, respectively. The ^1H NMR and ^{13}C NMR spectra of obtained polymers with detailed peak assignments are shown in the ESI.†²³

P1 (sample run 8). ^1H NMR (CDCl_3): δ 1.33, 1.75–1.79, 2.03–2.07, 2.55–2.58, 3.37–3.38, 3.81, 5.39–5.67, 6.15–6.44, 6.75–6.79, 6.93–6.94. $^{13}\text{C}\{^1\text{H}\}$ NMR (CDCl_3): δ 25.1, 26.8, 29.0, 29.1, 29.3, 29.4, 32.6, 33.9, 34.1, 39.1, 55.9, 112.8, 120.7, 122.6, 128.6, 132.5, 138.2, 138.9, 151.0, 172.1.

PL1 (sample run 24). ^1H NMR (CDCl_3): δ 1.32, 1.75, 1.97–2.03, 2.56, 3.31–3.35, 3.80, 5.36–5.68, 6.18–6.44, 6.77, 6.92, 7.64, 9.92. $^{13}\text{C}\{^1\text{H}\}$ NMR (CDCl_3): δ 25.2, 26.8, 29.0, 29.1, 29.3, 29.4, 32.6, 33.9, 34.1, 39.1, 55.9, 112.8, 120.7, 122.6, 128.6, 132.5, 138.2, 138.9, 144.5, 151.2, 170.5, 172.2, 189.5.

P2 (sample run 14). ^1H NMR (CDCl_3): δ 1.27–1.28, 1.38–1.41, 1.60–1.63, 1.95–2.04, 2.26–2.29, 4.06, 5.33–5.42. $^{13}\text{C}\{^1\text{H}\}$ NMR (CDCl_3): δ 25.2, 25.9, 28.3, 29.2, 29.3, 29.4, 29.5, 32.3, 32.7, 32.8, 34.5, 64.3, 130.4, 174.1.

P3 (sample run 19). ^1H NMR (CDCl_3): δ 1.29, 1.61, 1.96, 2.28, 4.05, 5.38. $^{13}\text{C}\{^1\text{H}\}$ NMR (CDCl_3): δ 25.2, 26.0, 28.3, 29.3, 29.4, 29.5, 29.6, 29.7, 29.8, 29.9, 32.7, 34.5, 64.5, 130.5, 174.1.

Conflicts of interest

There are no conflicts of interest to declare.

Acknowledgements

The authors gratefully acknowledge the financial support provided by Thammasat University Research Fund under the TU Research Scholar, Contract No. 2/14/2560, and the international collaboration research program sponsored by Tokyo Metropolitan University (TMU). The project is partly supported by Grant-in-Aid for Challenging Exploratory Research (18K18981), Japan Society for the Promotion of Science (JSPS).

Notes and references

- (a) L. M. Lillie, W. B. Tolman and T. M. Reineke, *Polym. Chem.*, 2017, **8**, 3746–3754; (b) M. Nasiri and T. M. Reineke, *Polym. Chem.*, 2016, **7**, 5233–5240; (c) J. J. Gallagher, M. A. Hillmyer and T. M. Reineke, *ACS Sustainable Chem. Eng.*, 2015, **3**, 662–667; (d) M. A. Hillmyer and W. B. Tolman, *Acc. Chem. Res.*, 2014, **47**, 2390–2396; (e) O. Coulembier, P. Degée, J. L. Hedrick and P. Dubois, *Prog. Polym. Sci.*, 2006, **31**, 723–747.
- R. Mülhaupt, *Macromol. Chem. Phys.*, 2013, **214**, 159–174.
- (a) M. A. R. Meier, J. O. Metzger and U. S. Schubert, *Chem. Soc. Rev.*, 2007, **36**, 1788–1802; (b) U. Biermann, U. Bornscheuer, M. A. R. Meier, J. O. Metzger and H. J. Schäfer, *Angew. Chem., Int. Ed.*, 2011, **50**, 3854–3871.
- J. Zakzeski, P. C. A. Bruijninx, A. L. Jongerius and B. M. Weckhuysen, *Chem. Rev.*, 2010, **110**, 3552–3599.
- H. Kobayashi and A. Fukuoka, *Green Chem.*, 2013, **15**, 1740–1763.
- (a) W. C. Shearouse, L. M. Lillie, T. M. Reineke and W. B. Tolman, *ACS Macro Lett.*, 2015, **4**, 284–288; (b) F. Fenouillot, A. Rousseau, G. Colomines, R. Saint-Loup and J. P. Pascault, *Prog. Polym. Sci.*, 2010, **35**, 578–622.
- P. A. Wilbon, F. Chu and C. Tang, *Macromol. Rapid Commun.*, 2013, **34**, 8–37.
- H. Mutlu and M. A. R. Meier, *Eur. J. Lipid Sci. Technol.*, 2010, **112**, 10–30.
- A. Gandini and T. M. Lacerda, *Monomers and Polymers from Chemically Modified Plant Oils and their Fatty Acids, Polymers from Plant Oils*, John Wiley & Sons, Inc., Hoboken, NJ, USA, and Scrivener Publishing LLC, Beverly, MA, USA, 2nd edn, 2019, pp. 33–82.
- (a) J. E. Schwendeman, A. C. Church and K. B. Wagener, *Adv. Synth. Catal.*, 2002, **344**, 597–613; (b) A. Gandini and T. M. Lacerda, *Metathesis Reactions Applied to Plant Oils*

- and Polymers Derived from the Ensuing Products, *Polymers from Plant Oils*, John Wiley & Sons, Inc., Hoboken, NJ, USA, and Scrivener Publishing LLC, Beverly, MA, USA, 2nd edn, 2019, pp. 83–108.
- 11 P. Dannecker, U. Biermann, A. Sink, F. R. Bloesser, J. O. Metzger and M. A. R. Meier, *Macromol. Chem. Phys.*, 2019, **220**, 1800400.
- 12 A. Rybak and M. A. R. Meier, *ChemSusChem*, 2008, **1**, 542–547.
- 13 (a) P. Dannecker, U. Biermann, A. Sink, F. R. Bloesser, J. O. Metzger and M. A. R. Meier, *Macromol. Chem. Phys.*, 2019, **220**, 1800400; (b) T. Lebarbé, M. Neqal, E. Grau, C. Alfos and H. Cramail, *Green Chem.*, 2014, **16**, 1755–1758; (c) H. Mutlu and M. A. R. Meier, *Macromol. Chem. Phys.*, 2009, **210**, 1019–1025.
- 14 L. Rojo, B. Vazquez, J. Parra, A. López Bravo, S. Deb and J. San Roman, *Biomacromolecules*, 2006, **7**, 2751–2761.
- 15 (a) T. Yoshimura, T. Shimasaki, N. Teramoto and M. Shibata, *Eur. Polym. J.*, 2015, **67**, 397–408; (b) D. Guzmán, X. Ramis, X. Fernández-Francos, S. De la Flor and A. Serra, *Eur. Polym. J.*, 2017, **93**, 530–544.
- 16 (a) M. Shibata, N. Tetramoto, A. Imada, M. Neda and S. Sugimoto, *React. Funct. Polym.*, 2013, **73**, 1086–1095; (b) M. Neda, K. Okinaga and M. Shibata, *Mater. Chem. Phys.*, 2014, **148**, 319–327.
- 17 (a) D. F. Taber and K. J. Frankowski, *J. Org. Chem.*, 2003, **68**, 6047–6048; (b) K. A. Alexander, E. A. Paulhus, G. M. L. Lazarus and N. E. Leadbeater, *J. Organomet. Chem.*, 2016, **812**, 74–80.
- 18 (a) J. Moïse, S. Arseniyadis and J. Cossy, *Org. Lett.*, 2007, **9**, 1695–1698; (b) H. Bilel, N. Hamdi, F. Zagrouba, C. Fischmeister and C. Bruneau, *RSC Adv.*, 2012, **2**, 9584–9589.
- 19 D. Le, C. Smart, K. Tsutsumi, K. Nomura and S. Kongparakul, *ACS Omega*, 2018, **3**, 11041–11049.
- 20 (a) P. Thirukumaran, A. Shakila and S. Muthusamy, *RSC Adv.*, 2014, **4**, 7959–7966; (b) B. G. Harvey, C. M. Sahagun, A. J. Guenthner, T. J. Groshens, L. R. Cambrea, J. T. Reams and J. M. Mabry, *ChemSusChem*, 2014, **7**, 1964–1969.
- 21 (a) K. Hu, D. Zhao, G. Wu and J. Ma, *Polym. Chem.*, 2015, **6**, 7138–7148; (b) K. Hu, D. Zhao, G. Wu and J. Ma, *RSC Adv.*, 2015, **5**, 85996–86005.
- 22 A. Llevot, E. Grau, S. Carlotti, S. Grelier and H. Cramail, *Polym. Chem.*, 2015, **6**, 7693–7700.
- 23 K. Nomura, S. Takahashi and Y. Imanishi, *Macromolecules*, 2001, **34**, 4712–4723.
- 24 Selected NMR spectra of monomers (**M1–M3**), cross-linker (**CL**) and polymers (**P1–P3**, **PL1**) are shown in the ESI.† Selected DSC thermograms in the resultant polymers are also shown in the ESI.†
- 25 For example, selected review in ADMET polymerization (a) E. B. Berda and K. B. Wagener, in *Polymer Science: A Comprehensive Reference*, ed. K. Matyjaszewski and K. Müllen, Elsevier BV, Amsterdam, 2012, vol. 5, pp. 195–216; (b) E. B. Berda and K. B. Wagener, in *Synthesis of Polymers; New Structures and Methods*, ed. D. Schluter, C. Hawker and J. Sakamoto, Wiley-VCH, Weinheim, Germany, 2012, pp. 587–600.
- 26 Related experimental procedure for synthesis of all-trans poly(9,9'-dialkyl-fluorene-2,7-vinylene)s by ADMET polymerization, see: (a) K. Nomura, H. Morimoto, Y. Imanishi, Z. Ramhani and Y. Geerts, *J. Polym. Sci., Part A: Polym. Chem.*, 2001, **39**, 2463; (b) N. Yamamoto, R. Ito, Y. Geerts and K. Nomura, *Macromolecules*, 2009, **42**, 5104.
- 27 For example (a) *Handbook of Metathesis*, ed. R. H. Grubbs, Wiley-VCH, Weinheim, Germany, 2003; (b) *Olefin Metathesis: Theory and Practice*, ed. K. Grela, John Wiley & Sons, Inc., Hoboken, New Jersey, USA, 2014; (c) *Handbook of Metathesis*, ed. R. H. Grubbs and A. G. Wenzel, Wiley-VCH, Weinheim, Germany, 2nd edn, 2015, vol. 1.
- 28 For examples: (a) P. Dannecker, U. Biermann, A. Sink, F. R. Bloesser, J. O. Metzger and M. A. R. Meier, *Macromol. Chem. Phys.*, 2019, **220**, 1800400; (b) T. W. Gaines, T. Nakano, Y. Chujo, E. B. Trigg, K. I. Winey and K. B. Wagener, *ACS Macro Lett.*, 2015, **4**, 624–627; (c) R. R. Parkhurst, S. Balog, C. Weder and Y. C. Simon, *RSC Adv.*, 2014, **4**, 53967–53974; (d) O. Türünc and M. A. R. Meier, *Green Chem.*, 2011, **13**, 314–320; (e) A. Rybak and M. A. R. Meier, *ChemSusChem*, 2008, **1**, 542–547.
- 29 Synthesis of long-chain aliphatic polyesters: (a) F. Stempfle, B. S. Ritter, R. Mülhaupt and S. Mecking, *Green Chem.*, 2014, **16**, 2008–2014; (b) A. Rybak and M. A. R. Meier, *ChemSusChem*, 2008, **1**, 542–547.
- 30 F. Stempfle, P. Ortmann and S. Mecking, *Chem. Rev.*, 2016, **116**, 4597–4641.
- 31 V. V. Korshak and S. V. Vinogradova, *Polyesters*, Pergamon Press, Oxford, UK, 1965.