



Review

RAFT-Based Polymers for Click Reactions

Elena V. Chernikova ^{1,2,*}  and Yaroslav V. Kudryavtsev ^{1,*} 

¹ A.V. Topchiev Institute of Petrochemical Synthesis, Russian Academy of Sciences, Leninsky Prospect 29, 119991 Moscow, Russia

² Faculty of Chemistry, M.V. Lomonosov Moscow State University, Leninskie Gory 1-3, 119991 Moscow, Russia

* Correspondence: chernikova_elena@mail.ru (E.V.C.); yar@ips.ac.ru (Y.V.K.)

Abstract: The parallel development of reversible deactivation radical polymerization and click reaction concepts significantly enriches the toolbox of synthetic polymer chemistry. The synergistic effect of combining these approaches manifests itself in a growth of interest to the design of well-defined functional polymers and their controlled conjugation with biomolecules, drugs, and inorganic surfaces. In this review, we discuss the results obtained with reversible addition–fragmentation chain transfer (RAFT) polymerization and different types of click reactions on low- and high-molar-mass reactants. Our classification of literature sources is based on the typical structure of macromolecules produced by the RAFT technique. The review addresses click reactions, immediate or preceded by a modification of another type, on the leaving and stabilizing groups inherited by a growing macromolecule from the chain transfer agent, as well as on the side groups coming from monomers entering the polymerization process. Architecture and self-assembling properties of the resulting polymers are briefly discussed with regard to their potential functional applications, which include drug delivery, protein recognition, anti-fouling and anti-corrosion coatings, the compatibilization of polymer blends, the modification of fillers to increase their dispersibility in polymer matrices, etc.

Keywords: click chemistry; azide–alkyne cycloaddition; thiol–ene and thiol–yne radical addition; Diels–Alder cycloaddition; RAFT polymerization; functional polymers; block copolymers; graft copolymers; hybrid polymers



Citation: Chernikova, E.V.;

Kudryavtsev, Y.V. RAFT-Based

Polymers for Click Reactions.

Polymers **2022**, *14*, 570. [https://](https://doi.org/10.3390/polym14030570)

doi.org/10.3390/polym14030570

Academic Editor: Dong Jin Yoo

Received: 13 January 2022

Accepted: 28 January 2022

Published: 31 January 2022

Publisher's Note: MDPI stays neutral with regard to jurisdictional claims in published maps and institutional affiliations.



Copyright: © 2022 by the authors. Licensee MDPI, Basel, Switzerland. This article is an open access article distributed under the terms and conditions of the Creative Commons Attribution (CC BY) license (<https://creativecommons.org/licenses/by/4.0/>).

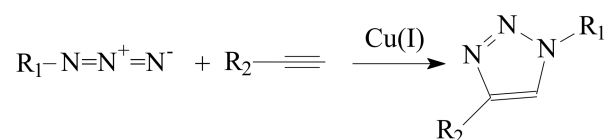
1. Introduction

The non-trivial macromolecular architectures, including various chain topologies, block and graft copolymers, hybrid polymers, etc., have now become available due to accelerated progress in the techniques of anionic living polymerization and reversible deactivation polymerization [1,2]. The increasing interest in complex macromolecular structures is caused by their unique properties in solid state and solution, as well as by their intrinsic ability to self-assemble, making them highly promising in material applications. However, in some cases, the macromolecules composed of chemically different monomer units can hardly be synthesized through a single polymerization technique [3]. A similar problem often arises when grafting is used for the fabrication of hybrid structures [4]. The synthetic strategy depends on the number of factors including backbone, side-chain, and end-chain functionalities; the monomer unit sequence; chain topology; etc. If the switch from one polymerization technique to another requires multiple complex steps, then an easier solution comes from the coupling of the required building blocks into desired architecture through click chemistry.

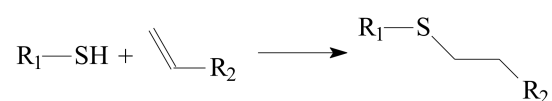
The click chemistry concept was introduced by Sharpless et al. and, nowadays, it embraces a set of highly efficient chemical reactions [5–8]. Click reactions typically meet the following criteria: high efficiency and high yields, mild conditions, absence of by-products, stereospecificity, readily available reagents, and simple product purification techniques. The molecules with thiol, azide, alkynyl, alkenyl, and halogen groups are most commonly used in click chemistry. Some examples of click reactions are given in

Scheme 1. Azide–alkyne cycloaddition catalyzed by Cu(I) salt with organic ligands, one of the most popular click reactions, was used first in polymer chemistry to produce cyclic macromolecules and block copolymers [9–15]. However, it requires the purification of the products from copper catalyst, and that is why metal-free click reactions have become in demand. Among these reactions, thiol–ene and thiol–yne couplings, along with Diels–Alder and nitrile oxide–alkyne cycloadditions, are the most prominent [16,17].

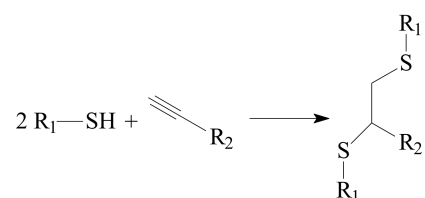
Azide–alkyne cycloaddition



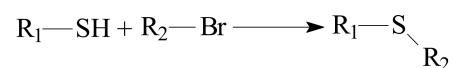
Thiol–ene radical addition



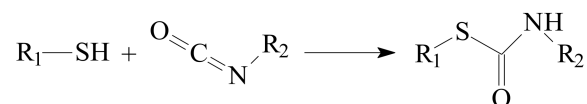
Thiol–yne radical addition



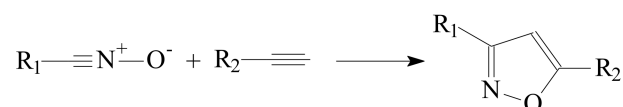
Thiol–halogen reaction



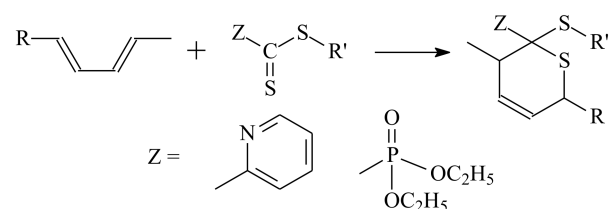
Thiol–isocyanate addition



Nitrile oxide–alkyne cycloaddition



Hetero Diels–Alder

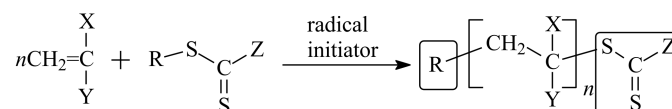


Scheme 1. Examples of click reactions, where R_1 and R_2 are organic substituents.

Click reactions are not versatile and can only be conducted for certain polymers. Therefore, the design of a synthetic route is crucial to produce macromolecules with the desired architecture and functionalities. Since the 2000s, the numerous publications and reviews summarized the application of click reactions in the synthesis of macromolecules with com-

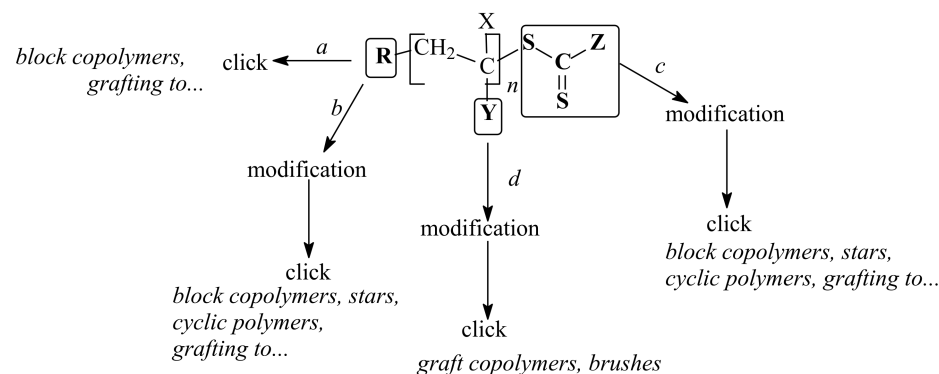
plex architecture [16–38]. Nowadays, click reactions are used to assemble macromolecules, the parts of which are pre-prepared by living anionic polymerization, pseudo-living cationic polymerization, and reversible deactivation radical polymerization (RDRP) [39]. The latter provides the widest range of available functional groups in the monomer units. Among other RDRP techniques, reversible addition–fragmentation chain transfer (RAFT) polymerization is the most versatile and attractive due to its low sensitivity to the functional groups in monomers and solvents and mild conditions of realization [40].

The control over chain-end chemistry is possible if most of the chains are formed due to the RAFT agent (Scheme 2). To meet this condition, one needs to use a RAFT agent that is effective in the polymerization of chosen monomers, to avoid side reactions (such as intermediate radical termination), and to choose an appropriate ratio of the RAFT agent to initiator ($[\text{RAFT agent}]/[\text{initiator}] \gg 1$). Nowadays, hundreds of RAFT agents with various types of R and Z groups have been described and applied to the controlled synthesis of (co)polymers [41–44]. Besides, the approaches for quantitative modification of the thiocarbonylthio group, resulting in its conversion into $-\text{SH}$, $-\text{CH}=\text{CXY}$, $-\text{CH}_2-\text{CHXY}$, $-\text{R}'$ (product of the free radical initiator decomposition), $-\text{O}-\text{NR}_1\text{R}_2$, etc., have been developed [45–47]. Thus, one can readily synthesize a polymer with a given type of end groups, which may be converted to other functional groups on demand.



Scheme 2. The structure of macromolecules formed in RAFT polymerization.

The strategy of combining RAFT polymerization with click chemistry should depend on the desired architecture and type of functional groups (Scheme 3). R and Z groups play different roles in the RAFT mechanism [48]. The Z group is known as a stabilizing group; its structure, i.e., alkyl, aryl (dithioesters), O-alkyl, O-aryl (xanthates), N-alkyl, N-aryl (dithiocarbamates) or S-alkyl, and S-aryl (trithiocarbonates), affects the reactivity of the $\text{C}=\text{S}$ bond and the stability of intermediate radicals. Thus, the Z group participates in multiple steps of reversible chain transfer reactions with propagating radicals. Hence, the Z group should keep its stability (functionality) throughout polymerization. In contrast, the R group, known as a leaving group, undergoes the fragmentation step after the formation of an intermediate radical and participates in a single step of reinitiation via the reaction with a monomer. As a result, the choice to functionalize R and Z groups with clickable substituents, either in an initial RAFT agent or a resulting polymer, depends on the nature of a monomer and polymerization conditions.



Scheme 3. The strategies for the synthesis of macromolecules of various architectures by combination of RAFT polymerization and click chemistry.

In special cases, RAFT agents containing clickable R groups are developed. Here, RAFT polymerization with production of the “building blocks” is followed by the corresponding

click reaction (route *a*) that leads to various block copolymers or grafting to a surface, nanoparticle, biomolecule, etc. More often, RAFT agents contain a functional group R that can be converted to a clickable group (route *b*); this modification is required before the click reaction. Another possibility is the modification of a ZC(=S)S group followed by the click reaction (route *c*). A clickable group at only one chain end gives rise to the synthesis of various block copolymers, grafting to different objects, or, in some cases, to the synthesis of star macromolecules. The presence of clickable groups at both chain ends (route *a/b* + route *c*) allows the synthesis of cyclic macromolecules. An interesting approach deals with the preliminary modification of side groups followed by the click reaction (route *d*). In this case, various branched structures, such as the graft copolymers, brushes, etc., are expected.

In this review, we discuss the implementation of the above strategies to the controlled synthesis of complex macromolecular architectures and hybrid polymer systems. As far as we are aware, this is the first attempt to analyze this problem based on the position and type of functional groups in polymer chains. We will address the possible ways of involving known RAFT agents (dithioesters, trithiocarbonates, xanthates, and dithiocarbamates) in click reactions, either directly or via the modification of R or ZC(=S)S groups. The distinctive features of the corresponding click reactions of chain-end groups will be discussed. Special attention will be paid to the post-modification of the side groups of macromolecules for creating clickable groups and to the formation of various grafted structures.

2. R/Z Group Approach

A clickable RAFT agent should contain one of the suitable functional groups, e.g., $-N_3$, $-C\equiv C$, $-C=C$, $-N=C=O$, etc. Their locus in the leaving group R seems preferable from the viewpoint of the RAFT agent synthesis. In contrast, the presence of $-SH$, which is also attractive for clicking in the initial RAFT agent structure, seems inappropriate because of the high probability of thiol participation in conventional chain transfer reactions that affects the RAFT polymerization mechanism.

The copper-catalyzed azide–alkyne cycloaddition is routinely used for the RAFT-based polymer end-coupling. In that regard, a number of azide, alkyne, and trimethylsilyl-protected alkyne functional RAFT agents have been described in the literature (Table 1). Their application results in the end-functionalized polymers, e.g., polystyrene (PS) and poly(vinyl acetate) (PVAc) [49,50], as well as PVAc and glycopolymer [51], which can be clicked together to produce block copolymers or grafted onto inorganic or organic nanoparticles [52–55]. Since both protected and unprotected alkyne groups keep their functionality in the course of radical polymerization, protection of the alkyne substituent makes little sense.

Among different polymers, PS, polyacrylates, and polyacrylamides are the most common [49–77]. Sometimes, methacrylic monomers are involved in the combination of RAFT polymerization with click chemistry [78,79]. However, amine-containing monomers (e.g., vinyl pyridine) should be used with caution because of the possible complexation with copper ions catalyzing the azide–alkyne interaction.

It is noteworthy that the azide–alkyne cycloaddition is more popular for the stabilization of nanoparticles with grafted polymers than for the block copolymer synthesis, which has a natural explanation. Indeed, if a click reaction proceeds by end-coupling, the concentration of the functionalized groups becomes very important. In the examples given above, the concentration of polymer chains is rather high (0.01 – 0.02 mol·L^{−1}), whereas the polymer molar masses (MM) are 2–5 kg·mol^{−1} only. Even in this situation, the MM distributions of the click products usually reveal tails that can be assigned to the initial functionalized polymers, thus indicating the incompleteness of the reaction.

Table 1. Azide- and alkyne-functionalized RAFT agents.


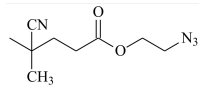
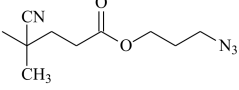
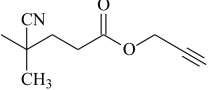

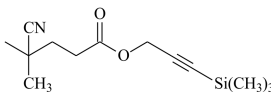
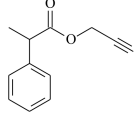
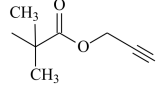
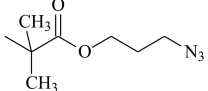
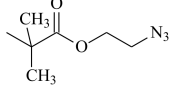
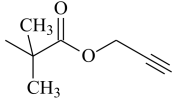
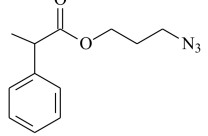
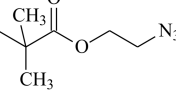
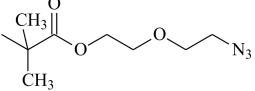
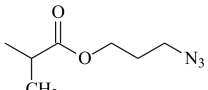
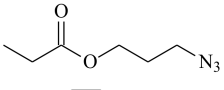
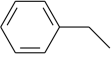
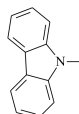
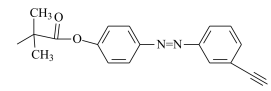
Type	Z Group	R Group	Ref.
Dithioester			[56]
			[49,57,59]
			[49,59]
			[49,51,60]
			[54]
			[58,66,67]
Trithiocarbonate			[57,61–63]
	$C_{12}H_{25}S-$		[64,65]
			[55,68–71]
	CH_3S-		[52,53,74]
	C_3H_7S-		[72]
	iC_4H_9S-		[73]
Xanthate	C_2H_5O-		[75,76]
			[49,51,60]
	$N_3CH_2CH_2O-$		[77]

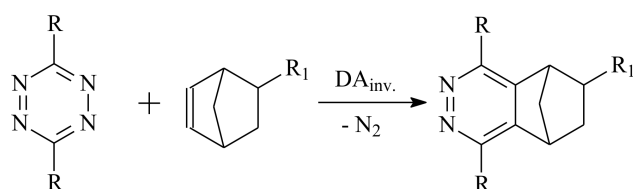
Table 1. Cont.

Type	Z Group	R Group	Ref.
Dithiocarbamate			[50]

An increase in the polymer MM makes its dissolution at such high concentrations impossible. At the same time, the accessible concentrations of the end-functionalized polymers with MM higher than $10 \text{ kg} \cdot \text{mol}^{-1}$ lead to slow rates and low conversions of the click reaction in solution. Another situation occurs, when the functionalized polymer chains are confined in the aggregates or micelles [54] or adsorbed at the surface of nanoparticles [55]. The average concentration of the clickable groups is low, but their local concentration is high, speeding up the reaction. Moreover, easy functionalization of the surface of inorganic nanoparticles makes this approach rather attractive.

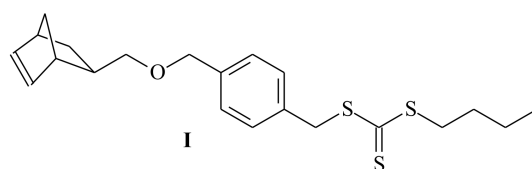
In some applications, the products of the copper-catalyzed azide–alkyne cycloaddition may require purification from the catalyst. Therefore, the metal-free approaches known as ‘additive-free clicking’ [80] are also in demand. They include thiol–ene and thiol–yne couplings, thiol–isocyanate addition, pyridyl–disulfide exchange, Diels–Alder, and hetero Diels–Alder reactions [17–22]. Thiol-based systems are often insufficient to provide complete polymer–polymer coupling and prone to the formation of disulfides, especially in oxophilic aqueous solvents [81].

Among additive-free clicking reactions, a tetrazine–norbornene inverse-electron-demand Diels–Alder conjugation (DA_{inv}) was successfully applied to polymer–polymer coupling [80]. The reaction between tetrazines and strained alkenes or acetylenes yields dihydropyridazines or pyridazines (Scheme 4). It is fast, atom-efficient, catalyst-free, air-insensitive, and quantitative so that all requirements of the click concept [82] are fulfilled.



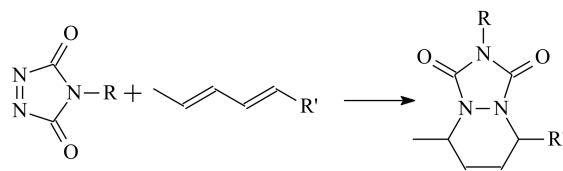
Scheme 4. Inverse-electron-demand Diels–Alder conjugation reaction.

A number of norbornenyl-terminated polymers, e.g., PS and poly(N-isopropyl acrylamide), were synthesized via RAFT polymerization using the norbornenyl-functionalized RAFT agent, 4-([2-*exo*]-bicyclo[2.2.1]hept-5-en-2-ylmethoxy) methyl)benzyl butyl carbonotrithioate (**I**) presented in Figure 1, and coupled with tetrazine-terminated polymers, poly(d-valerolactone), and poly(ethylene glycol).

Figure 1. The structure of 4-([2-*exo*]-bicyclo[2.2.1]hept-5-en-2-ylmethoxy) methyl)benzyl butyl carbonotrithioate (**I**).

However, even in that case, the polymer MM is limited since the reaction between the terminal groups sets an upper limit on the available concentrations of reactants.

Another popular click reaction involves 1,2,4-triazoline-3,5-dione and diene (Scheme 5). This additive-free Diels–Alder ene-type coupling proceeds with a super fast rate at ambient conditions [83].



Scheme 5. Diels–Alder ene-type reaction between triazolinedione and diene.

The triazolinedione-terminated poly(butyl acrylate) was synthesized using trithiocarbonate **II** (Figure 2) and successfully coupled with poly(ethylene glycol) terminated by diene. The reaction was completed in 5 s at room temperature, being the most rapid click reaction in polymer chemistry to date [83].

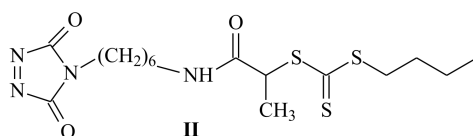
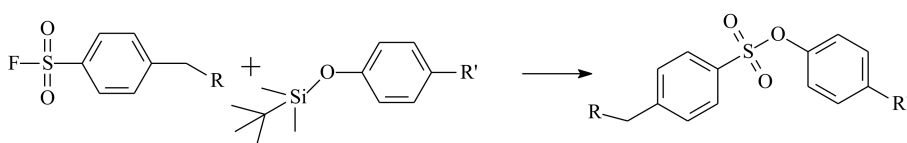


Figure 2. The structure of urazole-functionalized trithiocarbonate (**II**).

Sulfur(VI) fluoride exchange (SuFEx) reaction, identified as orthogonal to RAFT radical polymerization, is a promising candidate for successful click coupling (Scheme 6) [84]. Indeed, both reactive groups are stable toward radicals, and they do not interact with double C=C bonds of vinyl groups. This reaction has already demonstrated its potential in polycondensation and side chain modification [85–88]. Only recently, the SuFEx chemistry was applied to block copolymer synthesis with the assistance of newly developed RAFT agents **III** and **IV** (Figure 3) [89,90]. These RAFT agents are versatile to the polymerization of a number of monomers, e.g., methyl methacrylate, styrene, tert-butyl acrylate, and 4-acrylmorpholine. They provide the formation of block copolymers through the coupling of fluorosulfonyl benzyl with ((trialkylsilyl)oxy)phenyl groups.



Scheme 6. SuFEx reaction.

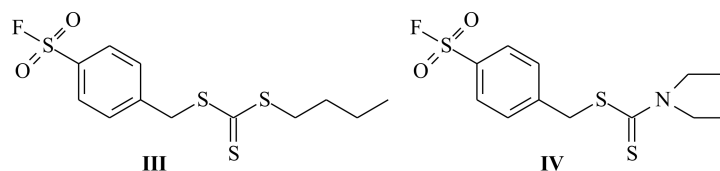
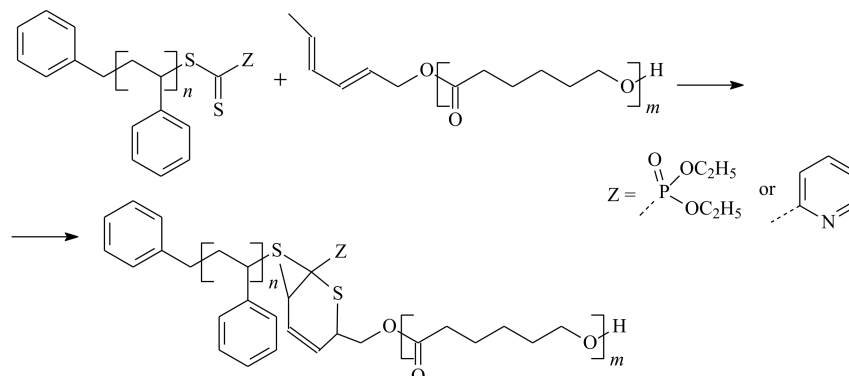


Figure 3. The structures of 4-(fluorosulfonyl)benzyl butyl trithiocarbonate (**III**) and 4-(fluorosulfonyl)benzyl diethylcarbamodithioate (**IV**).

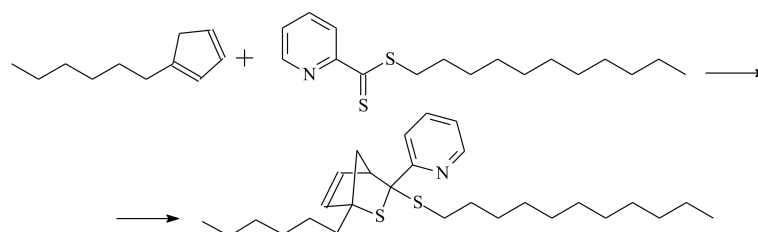
Besides leaving the clickable R group on a macromolecule, the thiocarbonylthio ZC(=S)S group can also be utilized in hetero Diels–Alder coupling reactions. When provided with a suitable Z group functionality, the C=S bond is able to undergo cycloaddition with dienes (Scheme 7) [91]. RAFT-based PS containing the Z group depicted in Scheme 7 was coupled with polycaprolactone in chloroform solution in the presence of zinc chloride

at 50 °C. A complete conversion was found after a reaction time of 24 h. Nevertheless, similarly to the above approaches of polymer coupling, a high concentration of reactants was required ($\sim 0.03 \text{ mol}\cdot\text{L}^{-1}$) to provide a satisfactory rate of the reaction, while the reaction product contained traces of the initial unreacted polymers.



Scheme 7. Hetero Diels–Alder cycloaddition [91].

Significant progress in the macromolecular engineering of click reactions was achieved in [92], where the block copolymers of PS and poly(isobornyl acrylate) with MM ranging from 34 to over $100 \text{ kg}\cdot\text{mol}^{-1}$ were obtained. To that end, cyclopentadienyl end-functionalized PS and poly(isobornyl acrylate) pyridin-2-ylthioformate were coupled in chloroform for 10 min for low-molar-mass polymers and for 2 h for high-molar-mass polymers (Scheme 8). A noticeable increase in MM of the initial polymers demanded high dilution of the reaction media. However, the reaction efficiency was extremely high, since no traces of the initial reactants were discovered by size exclusion chromatography (SEC) and UV-spectroscopy even for the polymers with the highest MM.



Scheme 8. Hetero Diels–Alder cycloaddition [92] of PS with poly(isobornyl acrylate).

Further development of this approach led to the creation of a dual functional RAFT agent (**V**) depicted in Figure 4 [93]. In combination with photoenol chemistry, a triblock copolymer of poly(isoprene-co-styrene)-*b*-(poly(ethyl acrylate))-*b*-(poly(ethylene oxide)) was synthesized through the thermally induced hetero Diels–Alder cycloaddition followed by the photo-induced ligation coupling of three different macromolecules into one chain.

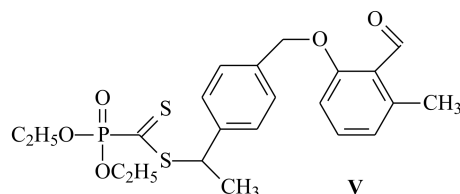


Figure 4. The structure of (1-(4-((2-formyl-3-methyl phenoxy)methyl)phenyl)ethyl) (diethoxyphosphoryl) methane dithioate).

Another methodology for the synthesis of α -functional polymers in a one-pot simultaneous polymerization accompanied by an isocyanate “click” reaction was described in [94].

It is based on the preparation of a carbonyl-azide RAFT agent precursor that undergoes in situ Curtius re-arrangement during RAFT polymerization, yielding well-controlled polymers modified with α -isocyanate (Scheme 9). Their coupling with polymers bearing a terminal OH group may easily result in the formation of block copolymers.



Scheme 9. Simultaneous RAFT polymerization and rearrangement into isocyanate.

This strategy overcomes numerous difficulties associated with the synthesis of a polymerization mediator bearing an isocyanate moiety in the R group and with handling of this highly reactive functional group. The new carbonyl-azide RAFT agent is effective in the polymerization of (meth)acrylates, acrylamides, and styrenes providing end-functional polymers with narrow MMD.

A rather important type of RAFT agents shown in Figure 5, applicable for bioconjugation, bears a dithiopyridine group (VI–VIII). This group is kept stable throughout radical polymerization and undergoes exchange with a desired thiolated (macro)molecule under mild conditions [95–101].

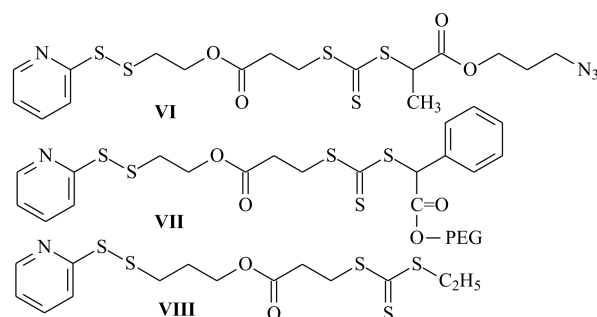
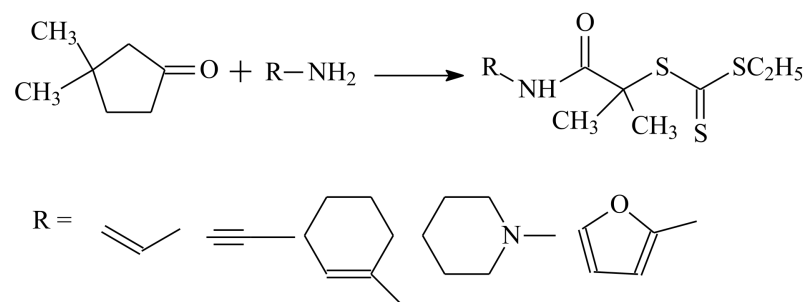


Figure 5. The structures of 3-azidopropyl-2-(2-(2-pyridyldisulfanyl)ethoxycarbonyl)ethyl dithiocarboxysulfanyl propionate (VI), oligo(ethyleneglycol)phenylmethyl trithiocarbonyl propionic acid 2-dithiopyridyl-ethyl ester (VII), and 3-(pyridin-2-yl)disulfanylpropyl-2-(ethylthiocarbonothioylthio)propanoate (VIII).

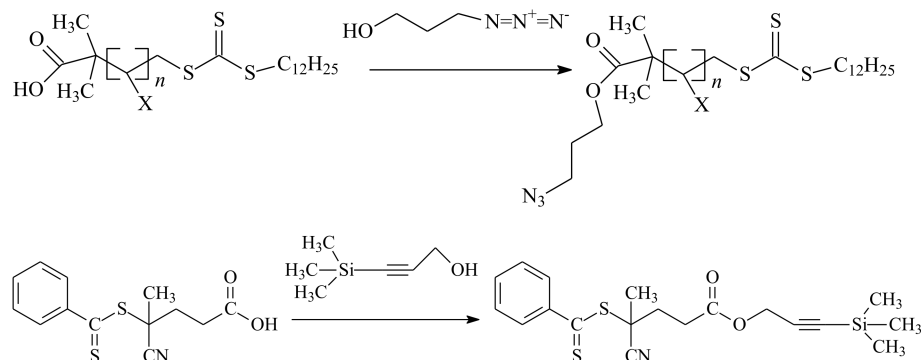
The versatile approach to the synthesis of clickable RAFT agents is proposed in [102], which is based on the reaction of thiolactone and amine, resulting in the formation of trithiocarbonates with desired functionality. Some examples of the functional groups, as well as the synthetic strategy, are given in Scheme 10.



Scheme 10. The synthesis of functional trithiocarbonates derived from γ -thioisocapro lactone and some examples of functional groups R.

Finally, it should be mentioned that clickable RAFT agents may be readily produced through the modification of commercially available RAFT agents. Typical examples shown

in Scheme 11 are the reactions of the carboxyl moiety of a RAFT agent or polymeric RAFT agent with 3-azido-1-propanol (incorporation of azide functionality [103]) and with propargyl alcohol, optionally protected with the trimethylsilyl group (incorporation of alkyne functionality [49,79]).

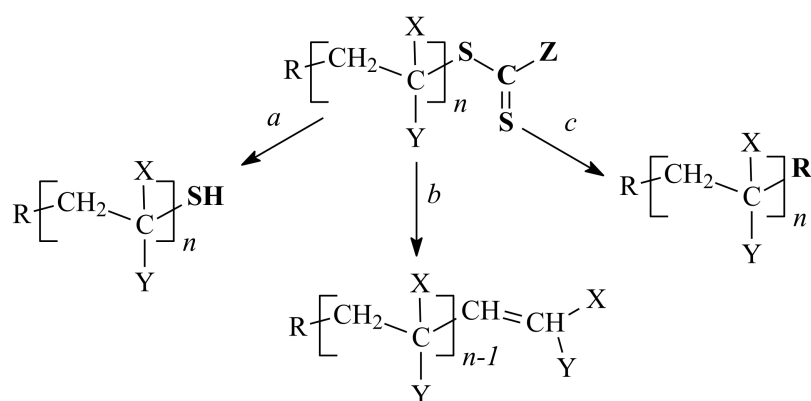


Scheme 11. Examples of azide and alkyne functionalization of commercially available RAFT agents.

Thus, the diverse chemistry of RAFT agents provides a wide range of functionalities in R or Z groups which are suitable for click reactions and stable throughout the polymerization process.

3. ZC(=S)S Group Modification Approach

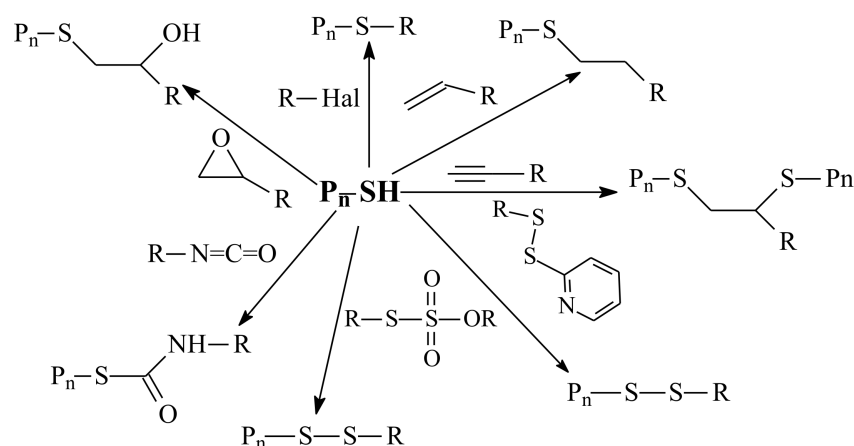
A macromolecule formed through the RAFT mechanism contains a thiocarbonylthio ZC(=S)S group on its ω end. The amount of these chains is determined by efficiency of the RAFT agent and the molar ratio of the RAFT agent to initiator decomposed by the time that the polymerization is completed [40]. The ZC(=S)S group is rather convenient for further modifications, e.g., reactions with nucleophiles resulting in thiol formation (*a*), thermolysis or radical-induced oxidation providing C=C bond formation at the chain end (*b*), addition–fragmentation coupling with the radical initiator (*c*), etc. (Scheme 12) [45–47]. Some products of the above reactions may be considered as precursors for click reactions. We will address these cases below and classify them by the chemical nature of the stabilizing group Z in the RAFT agent.



Scheme 12. Modification of the ZC(=S)S group to produce precursors for click reactions.

3.1. Conversion of the ZC(=S)S Group to the Thiol Group

RAFT-based polymers are a versatile source of macromolecules with chain-end thiols, which are suitable for various thiol–X click reactions (X = -ene, -yne, Hal, etc.) and for further modification of chain-end functionality (Scheme 13) [41–47].



Scheme 13. Thiol-X click reactions (R—low molar mass or polymeric substituent).

The conversion of thiocarbonylthio moiety in the ZC(=S)S group occurs through reactions with appropriate nucleophiles [104–126] (Table 2) that include mainly primary amines [105–114] and hydrazine (or hydrazine hydrate) [116–121], alkali [122], and NaN_3 [115], along with reducing agents such as NaBH_4 [123–127] and $\text{LiB}(\text{C}_2\text{H}_5)_3\text{H}$ [128]. The choice of the nucleophile depends on the chemical nature of the stabilizing group Z. If a suitable nucleophile or hydride is chosen, then the reaction proceeds rather rapidly with full conversion, but yields disulfide as a typical by-product. Thus, it is desirable to perform these reactions under oxygen-free conditions and in the presence of a reducing agent, such as tributylphosphine or tris(2-carboxyethyl)phosphine [127], in order to suppress the formation of disulfide. In some cases, a two-stage process is preferable, which includes the initial reaction with nucleophile without regard for the disulfide formation and the following treatment with a reducing agent to obtain a pure thiol. The completeness of the reaction can be easily controlled with UV spectroscopy and SEC methods.

Table 2. Nucleophiles and reducing agents for the conversion of the thiocarbonylthio moiety in the ZC(=S)S group for various RAFT agents and monomers.

RAFT Agent	Reactant	Monomer
Dithiobenzoate	NaBH_4 / $\text{LiB}(\text{C}_2\text{H}_5)_3\text{H}$	NIPAM [128,129], MMA [124], HPMA [130], St [131,132], StSO_3Na [126]
	Amines	NIPAM [133], MMA [124,134,135], St [136], PEGA [137], AN [138], AA [139], LMA [140], DMAEMA [139], MA [141], St/2VP [142]
	Hydrazine hydrate	St [117], St/StOAc [119], MA [117]
	Alkali	MAA [130]
	NaN_3	BA [115], NIPAM [115]
Trithiocarbonate	NaBH_4	NIPAM [143], MMA [124]
	Amines	NIPAM [109,144,145], St [146]
	Hydrazine hydrate Alkali	St [117,121], NIPAM [117], MMA [121] BA [147], NIPAM [148]
Xanthate	NaBH_4	NVP [149,150]
	Amines	NVP [150]
	Hydrazine hydrate	NVP [151]
Dithiocarbamate	Alkali	NIPAM [152]

NIPAM—N-isopropyl acrylamide, MMA—methyl methacrylate, HPMA—hydroxypropyl methacrylate, St—styrene, StSO_3Na —sodium styrene sulfonate, PEGA—poly(ethylene glycol) monomethyl ether acrylate, AN—acrylonitrile, AA—acrylic acid, LMA—lauryl methacrylate, DMAEMA—N,N-dimethylaminoethyl methacrylate, MA—methyl acrylate, 2VP—2-vinylpyridine, StOAc—4-acetoxystyrene, MAA—methacrylic acid, BA—butyl acrylate, NVP—N-vinylpyrrolidone.

The nature of the monomer unit neighboring with $ZC(=S)-$ substituent of the Z group and of nucleophile or reducing agent may influence the reaction kinetics and the yield of a polymeric thiol. For example, PS and PMMA with dithiobenzoate end groups undergo different pathways in aminolysis [111], the end groups being mostly converted to disulfide and thiolactone groups, respectively. PDMAEMA and PLMA reveal the behaviors similar to PMMA. If trithiocarbonate ($Z = SC_{12}H_{25}$) is used instead of dithiobenzoate in the RAFT polymerization of styrene, then the aminolysis will result in the formation of both polymeric thiol and disulfide [146]. The efficiency of $NaBH_4$ and primary amines in the conversion of dithiobenzoate and trithiocarbonate terminal groups of PMMA into thiols is different [124]. $NaBH_4$ works better for dithiobenzoate, whereas amines are more appropriate for trithiocarbonate. In both cases, disulfide moieties are absent.

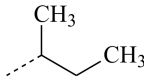
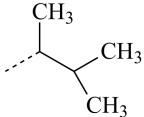
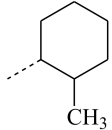
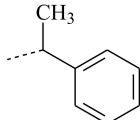
With the use of NaN_3 , deoxygenation can be avoided [115]. Polymeric dithioesters ($Z = \text{phenyl or naphthyl}$) and xanthate readily convert into disulfides, regardless of the nature of the polymeric substituent (PMMA, PS, PBA, or PVAc).

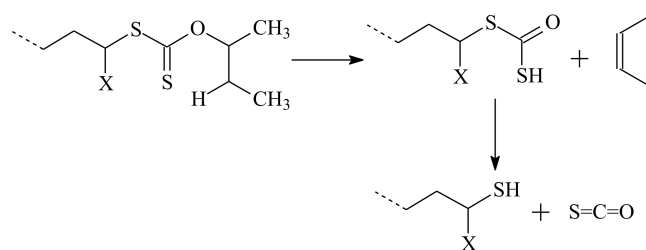
Dithiocarbamate chain-ends are substantially less susceptible to a nucleophilic attack than other RAFT $ZC(=S)S$ groups (dithioesters, trithiocarbonates, and xanthates) [153,154]. The experimental results are confirmed by theoretically estimating the order of reactivity of Z groups toward primary amine nucleophiles. The activity of RAFT agents falls in the series: dithioate > dithiobenzoate > xanthate > trithiocarbonate >> dithiocarbamate [154]. The unusual behavior of dithiocarbamate-terminated dimethyl acrylamide was observed during the aqueous size exclusion chromatography in the presence of a low amount of NaN_3 [155]. Partial end-group loss has occurred, resulting in the polymer with a thiol end.

Finally, a simple way to produce new thiols based on the exchange reaction between dithioesters and thiols should be mentioned [156]. This approach is also used in the synthesis of low-molar-mass RAFT agents [157,158]. Polymeric thiols have been recently derived from the dithiobenzoate-terminated polymers through their thiol–thioester exchange with cysteine [159,160] or homocysteine [160].

As opposed to other polymeric RAFT agents, xanthate-based polymers can be transformed to polymeric thiols by simple heating either in bulk or solution [161,162]. At high temperature, which depends on the nature of a leaving R group in polymeric xanthates (Table 3), the Chugaev elimination occurs producing a polymeric thiol and alkene (Scheme 14) [161]. This mechanism holds independently of the nature of the monomer unit bound to the xanthate group (styrene, *t*-butyl acrylate, or dimethyl siloxane).

Table 3. The temperature of 100% RSH formation in xanthate-terminated poly(dimethyl siloxane) bearing different terminal xanthate $-SC(=S)OR'$ groups.

R' Group	T, °C
	180
	180
	180
	130



Scheme 14. The Chugaev elimination in xanthate-based polymers.

This methodology was used in RAFT polymerization of NIPAM mediated by thiolactone-based xanthate [112]. Under the thermolysis conditions, the synthesized polymer converts to a polymeric thiol through the Chugaev elimination. However, the terminal thiol group is unstable and undergoes thiolactonization with the penultimate NIPAM unit. The same idea was realized in [163] through RAFT polymerization of dimethyl vinylphosphonate mediated by xanthate, followed by the thermolysis of the resulting oligomer and thiol–ene click reaction with styrene-butadiene rubber.

To summarize, a number of suitable methods to convert thiocarbonylthio end groups into thiol groups have been developed. The better results are achieved when polymeric thiols are immediately involved in a thiol–X click reaction, resulting in the polymers with a wide range of chain-end functionalities, various bioconjugates, and polymer-stabilized nanocomposites [21,25,28,30,112,114,133,141,143,148–152,164].

3.2. Conversion of the ZC(=S)S Group to the C=C Group

The thermolysis of RAFT-based polymers helps to remove the ZC(=S) group and produce polymers with the C=C end group (except xanthates, see 3.1) [41–47]. Thermal stability of RAFT-based polymers, mechanism of thermolysis, and purity of the product depend on the nature of the terminal monomer unit and thiocarbonylthio species [165–178]. In general, the thermal stability of RAFT-based polymers decreases in the series poly(vinyl acetate) ~ poly(N-vinyl pyrrolidone) > poly(butyl acrylate) > poly(N-isopropylacrylamide) > polystyrene > poly(methyl methacrylate), and among the Z groups as dithiobenzoate > trithiocarbonate > xanthate ~ dithiocarbamate [165,167–171,177]. Thus, the polymers formed by “less activated monomers” have higher thermal stability than the polymers formed by “more activated monomers”. Low-molar-mass RAFT agents are typically less stable than RAFT-based polymers [178]; however, the study by Zhou et al. doubts this statement [173]. According to [173], the stability of the dithiobenzoates decreases in the order CH₂Ph > polystyryl > CHPh(CH₃) > C(CH₃)₂COOC₂H₅ > CPh(CH₃)₂ > PMMA > C(CN)(CH₃)₂. The authors believe that the reason for this phenomenon originates from various mechanisms of the decomposition of RAFT agents with different leaving groups.

The chemical nature of a polymeric substituent (Table 4) and stabilizing Z group (Table 5) determines the kinetics and mechanism of the thermal degradation of RAFT-synthesized polymers. For example, poly(butyl acrylate) with butyl trithiocarbonate group undergoes C–S bond homolysis, backbiting, and β-scission, which result in the formation of a macromonomer with an exo-methylene double bond [165,167]. The thermolysis of polystyrene containing the same terminal group proceeds via the Chugaev elimination mechanism, being accompanied by the elimination of a butyl trithiocarbonate group and the formation of a PS macromonomer [165]. In the case of a xanthate-terminated PS, the polymer with a thiol end group is formed [161]. Thermal stability of the polymers synthesized using acid-base “switchable” dithiocarbamates is strongly dependent on the identity of the polymeric substituent and on the state of the “switchable” pyridyl group (Table 5) [161].

Table 4. Thermolysis data for polymeric trithiocarbonates.

Z group	Monomer	T^a , °C	Reference
$C_{12}H_{25}S$	Styrene, 4-vinylpyridine	165	[179]
	Styrene, butyl acrylate	100–200	[168]
	Methyl acrylate	220	[174]
	Methyl methacrylate	100–120	[177]
P_nS	Styrene, butyl acrylate	100–200	[168]
	Styrene, butyl acrylate	140–200	[170]
	Styrene/butyl acrylate		

a) Peak temperature for end-group loss obtained from derivative thermogravimetry (DTG).

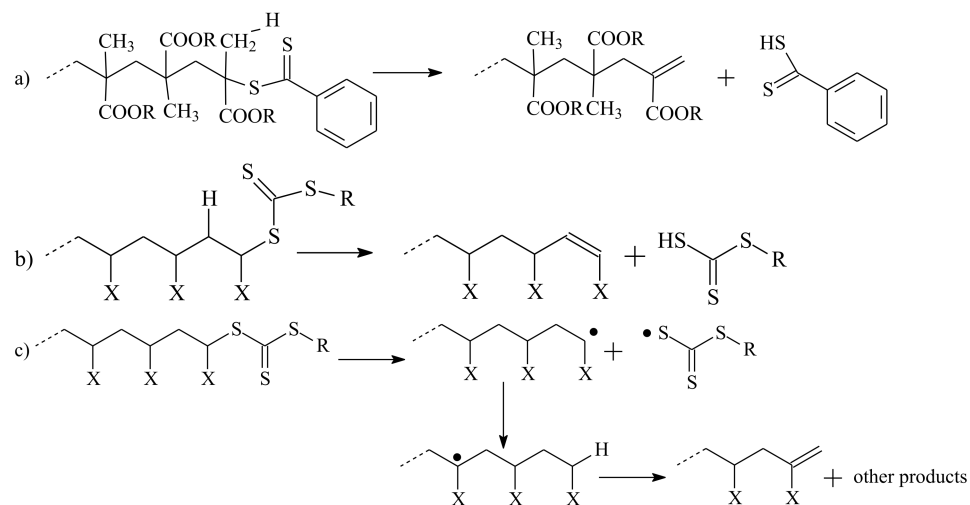
The multiple TGA data reveal some discrepancy with the thermolysis performed under isothermal conditions, with RAFT-based PMMA being the typical example. According to the literature, PMMA with a methyl trithiocarbonate group undergoes three stages of mass loss with the first step starting at 170 °C [158]. A three-stage degradation process was described for PMMA with a dodecyl trithiocarbonate end group, with the first step starting at ca. 160 °C and the activation energy being about 185 kJ·mol⁻¹ [180], whereas a three-stage degradation with the first step at ca. 100 °C was reported in [177]. A three-stage degradation process starting at 120–130 °C was detected for the dithiobenzoate-terminated PMMA [134], whereas a two-stage degradation process starting in the similar temperature range was reported in [177] and, finally, a single-stage thermal degradation above 200 °C was described in [158]. The study of this process under isothermal conditions has not made the situation any clearer. The cleavage rate for both dithiobenzoate and methyl trithiocarbonate end groups at 180 °C was comparable for PMMA with $M_n = 10\text{--}50 \text{ kg}\cdot\text{mol}^{-1}$ [167]. The authors of [173] reported that the dithiobenzoate group cleavage in PMMA takes place at a rate of $4.05\cdot 10^{-5} \text{ s}^{-1}$ at 120 °C with the activation energy of 77.6 kJ·mol⁻¹, irrespective of the polymer MM. A loss of PMMA chain-end functionality clearly manifests itself upon 24 h of the isothermal treatment at 120 °C for dithiobenzoate end groups and already at 100 °C for trithiocarbonate ones [177]. At 120 °C (for trithiocarbonate) and 140 °C (for dithiobenzoate), the ability of both polymers to serve as macromolecular RAFT agents in the chain extension processes ceases almost completely. In the case of dithiobenzoate groups, the thermolysis reaction is of the first order, whereas trithiocarbonate groups containing two C–S bonds demonstrate more complex degradation kinetics.

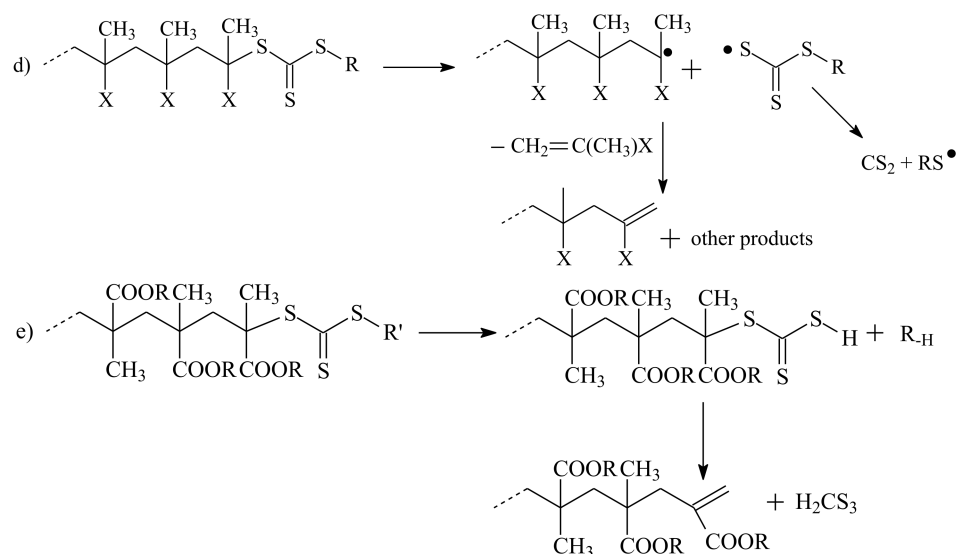
The mechanism of dithiobenzoate group cleavage in polymers is considered similar to that of the Chugaev reaction (Scheme 15a) [181]. Usually, the thermolysis of dithiobenzoate-based polymers yields polymeric products with the molar mass and dispersity close to the characteristics of the parent polymer. A questionable issue is the mechanism of cleavage of the trithiocarbonate end group. Without doubt, it strongly depends on the nature of the polymeric substituent, but the type of the low-molar-mass substituent R' in the stabilizing group –SR' (Scheme 15b–d) can also be important. The elimination mechanism shown in Scheme 15b is typical for PS with a trithiocarbonate end- or mid-chain group [168–170]. Homolysis followed by backbiting and chain scission is typical for polyacrylates [168,174]. For PMMA with a trithiocarbonate end group, in some cases, a drop in MM is observed, and the end group removal is believed to occur via the homolysis of C–S bond followed by depolymerization, a process that continues until radical annihilation (Scheme 15d). According to other data, the MM can be kept the same, while the kinetics of the trithiocarbonate group loss does not follow the first order, so that a more complicated mechanism of consecutive elimination of trithiocarbonate group is proposed [177]. Another possibility to replace the ZC(=S)S group with a C=C one is the addition of a small (ppm) amount of Co(II) compound which plays the role of a catalytic chain transfer agent during the later stages of RAFT polymerization [182]. However, this approach, which may be considered as the radical-induced oxidation (Scheme 16), is applicable to methacrylate monomers only.

Table 5. Thermolysis data for polymers synthesized using “switchable” dithiocarbamates [161].

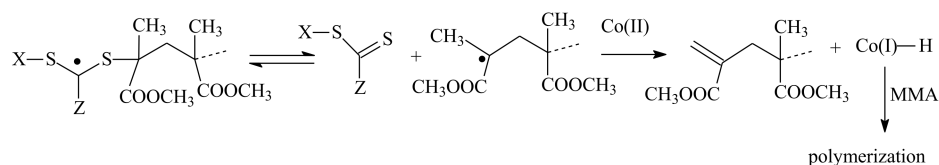
Polymer	“Switchable” Group	T ^{a)} , °C	Temperature Range ^{b)} , °C
PS		224	205–235
		185	170–215
PMMA		136	120–150
		121	110–135
PNIPAM		232	210–240
		197	165–210
PVAc		306	290–315

a) Peak temperature for end-group loss obtained from DTG; b) Temperature range for end-group loss obtained from TGA.

**Scheme 15.** Cont.



Scheme 15. a) Thermolysis of dithiobenzoate-capped polymers via elimination; b) thermolysis of trithiocarbonate-capped polymers via elimination; c) thermolysis of trithiocarbonate-capped polymers via homolysis followed by backbiting and chain scission; d) thermolysis of trithiocarbonate-capped polymethacrylates via homolysis followed by unzipping; e) thermolysis of trithiocarbonate-capped polymethacrylates via consecutive elimination.



Scheme 16. Radical-induced oxidation in RAFT polymerization.

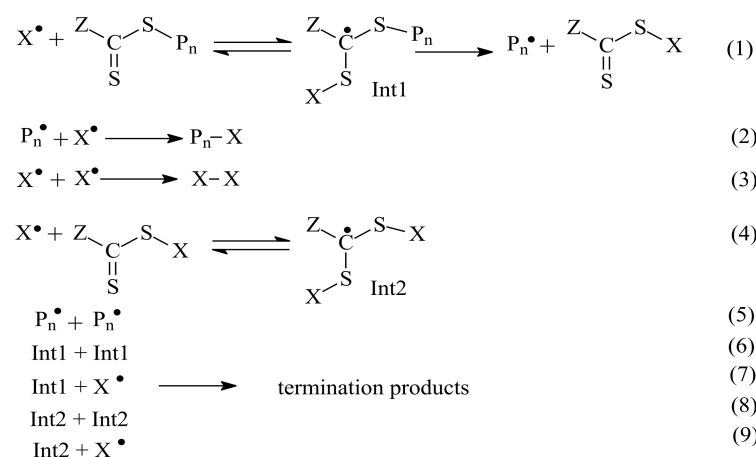
To summarize, the thermolysis of RAFT-based polymers in many cases results in the formation of pure polymers containing C=C terminal units. Such a type of polymers may be involved in thiol–ene click reactions.

3.3. Reaction of Addition–Fragmentation Coupling of the ZC(=S)S Group with Radical Initiator

The ability of RAFT-based polymers to participate in addition–fragmentation reactions with radical species underlies the idea to replace the ZC(=S)S group with another functional group. This method implemented for the first time by Perrier et al. [183] involves heating a RAFT-synthesized polymer with a large excess (typically ~20 molar equivalent to ZC(=S)S groups) of a radical initiator.

The general mechanism of this process is given in Scheme 17. Most often, azo initiators, such as AIBN, are used [47]. In the case of dithiobenzoate RAFT agents, this method is most effective for the polymers with a terminal methacrylate unit [41]. For styrene and acrylates, a very large excess of initiator is required for completeness of the reaction [170]. According to Scheme 17, the radical X^\bullet formed upon the decomposition of the radical initiator reacts at the C=S bond of the thiocarbonylthio group, forming an intermediate carbon-centered radical Int1 (1). Its fragmentation can either release the attacking radical X^\bullet or liberate the polymer radical P_n^\bullet . At an essentially high concentration of radicals X^\bullet , the equilibrium shifts to the right, even in the absence of monomers. The better leaving P_n^\bullet group suggests that the smaller excess of the initiator is required to shift the equilibrium. The released polymer radical P_n^\bullet reacts with the excess of the initiator radicals X^\bullet , forming the substitution product P_n-X (2). The low-molar-mass products formed through the reactions (3), (4), (8), and (9) can easily be separated from the polymer by precipitation. The reaction (5) is typically avoided in the case of the large excess of initiator, whereas

the reactions (6) and (7) play a minor role at low concentrations of the initial $P_nSC(=S)Z$. Apart from azo-initiators, peroxides (lauroyl-, benzoyl peroxide) [184–186] or their mixtures (2 equivalents) with azo-initiators (20 equivalents) can also be used [185]. However, in this case, the task is to remove the $ZC(=S)S$ group from the chain end rather than to provide it with a new functionality.



Scheme 17. Radical addition–fragmentation coupling reaction of a RAFT-based polymer with radical initiator $X-X$.

Scheme 17 is valid for dithioesters, nonsymmetrical trithiocarbonates, and dithiocarbamates, but for symmetrical trithiocarbonates, it is supplemented with additional reactions [170,187]. It should be noted that, in the latter case, MM of the polymers involved in the reaction with an excess of radical initiator decreases by about half. AIBN is the azo-initiator most popular for the removal of thiocarbonylthio groups from the mentioned classes of RAFT agents. Some examples of its application are given in Table 6.

Table 6. Examples of end-group removal with the use of AIBN.

RAFT Agent	Monomer	Reference
Dithiobenzoate	MMA	[183,187]
	LMA	[188]
	MA	[183]
	BA	[185]
	PEGA/DMAEMA	[183]
	St	[183,185,189]
Trithiocarbonate	MMA	[183,187]
	BA	[185]
	St	[183,185,190]
	St, BA, St/BA	[170]
	NIPAM	[190,191]
Xanthate	VAc	[192]
Dithiocarbamate	St	[193]
	NIPAM	[194]

Among the azo-initiators used in addition–fragmentation–coupling reactions, 4,4'-azobis(4-cyanopentanoic acid) [127,132,152,153]; 2,2'-azobis(5-hydroxy-2-methylpentanenitrile) [132]; and IX [139,140], X [154,155], and XI [149] compounds depicted in Figure 6 are attractive from the viewpoint of further application of chain-end modified polymers in click reactions.

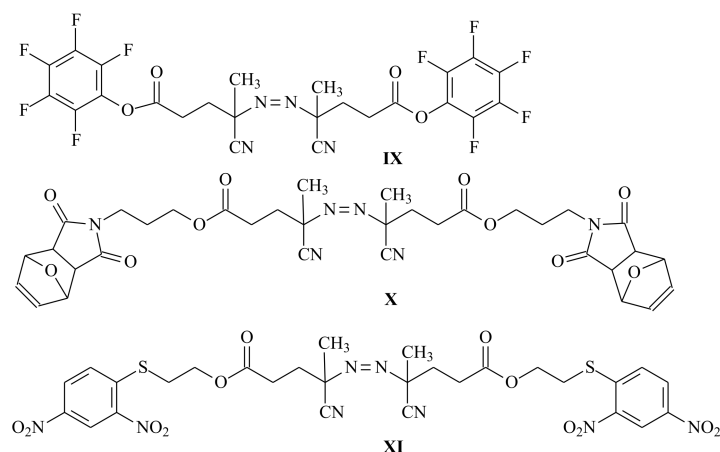
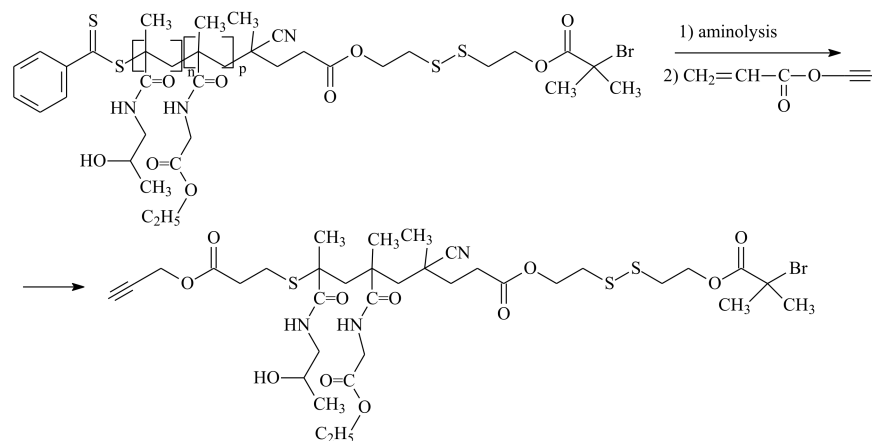


Figure 6. The structures of azo initiators (IX–XI) used in the synthesis of clickable polymers.

Nowadays, this type of end-group transformation is also used to create a desired functionality or to broaden applications of known polymers. For example, Bohec et al. [195] combined removing the trithiocarbonate end groups, achieved in alkyne-R-group-functionalized PNIPAM by the reaction with AIBN, with a thiol–yne click reaction. RAFT copolymerization of N-acryloylmorpholine and N-succinimidyl acrylate was carried out using a dithiobenzoate, bearing a hydroxyl substituent in leaving R group [196].

The dithiobenzoate moiety was replaced using VA-086 azo-initiator containing the $\text{OHCH}_2\text{CH}_2\text{NHC(=O)(CH}_3)_2\text{C}$ group. Upon acryloylation of the hydroxyl terminal groups, a telechelic with $\text{C}=\text{C}$ bond at both chain ends was formed. This polymer may be considered as a macromonomer for thiol–ene click reaction with proteins via the conjugation of pendant succinimidyl esters. A similar approach was applied to produce (1) telechelic homo and block copolymers of PMMA, poly(diethylene glycol monomethyl ether methacrylate), poly(ethylene glycol monomethyl ether methacrylate), and poly(lauryl methacrylate) bearing terminal pentafluorophenyl cyanovaleriate groups able to participate in the click reaction with thiols and amines [197]; and (2) hetero telechelic biotin–maleimide PNIPAM able to form streptavidin–bovine serum albumin polymer conjugates [198]. Zhang et al. used AIBN for the cleavage of the trithiocarbonate end group in PNIPAM followed by ring-opening polymerization of γ -benzyl-L-glutamate N-carboxyanhydride that led to a double thermo- and pH-sensitive diblock copolymer [191]. An interesting type of the ZC(=S)S group modification into an alkyne group (Scheme 18) was suggested in [199]. It enabled the click reaction between propargyl acrylate and dithiobenzoate groups that yielded a block copolymer-based prodrug.



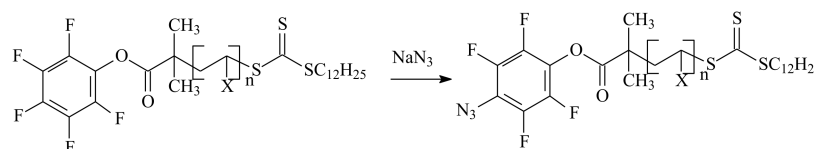
Scheme 18. Modification of dithiobenzoate group into alkyne group [199].

4. R Group Modification Approach

RAFT-based polymers with latent R group can also be modified to produce clickable polymers. The approaches for this purpose are, in principle, similar to those described in Section 2. The modification reactions must be efficient and must not affect the side-chain functionalities.

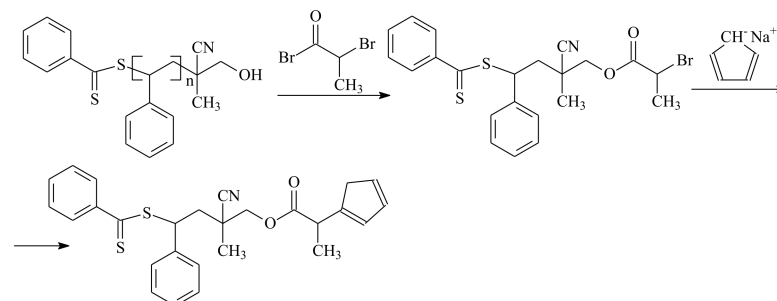
The typical examples of incorporating the terminal functional groups for azide–alkyne cycloaddition are shown above in Scheme 11. The presence of –COOH moiety in the structure of R group located at the α end of the macromolecule enables its reaction with 3-azido-1-propanol, leading to N_3 functionality [102], and with propargyl alcohol or trimethylsilyl propargyl alcohol, resulting in $C\equiv C$ - or $(CH_3)_3Si-C\equiv C$ functionality [49,79]. The reactions are conducted in common organic solvents at a low temperature in five-fold excess of the modifying reactant.

Azide functionality can also be introduced through the modification of a perfluorobenzene substituent in the R group of the commercially available RAFT agent by treatment of the polymer with sodium azide, similar to the procedure described in [35] for perfluorobenzyl methacrylate (Scheme 19).



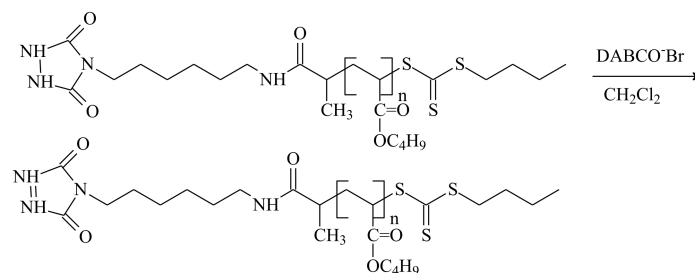
Scheme 19. Incorporation of azide functionality in R group of the RAFT-based polymer.

An OH moiety in the structure of the R group located at the α end of the macromolecule may be converted subsequently to Br- and cyclopentadienyl functionalities, with the latter being able to participate in the Diels–Alder click reaction (Scheme 20) [92].



Scheme 20. Incorporation of cyclopentadienyl functionality in the R group of the RAFT-based polymer.

Urazol substituent of a RAFT-based polymer may easily be converted to triazolinedione that is eager to react with a diene-functionalized polymer (Scheme 21) [83].



Scheme 21. Transformation of urazol substituent into triazolinedione.

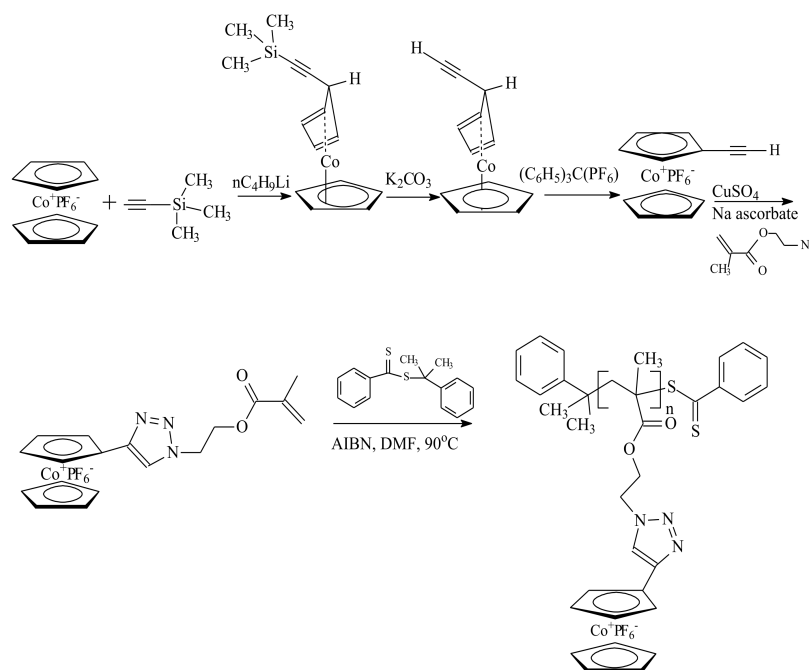
In general, the modification of the R group may be performed in both initial and polymeric RAFT agents. The choice depends on the stability of the required functionality under polymerization conditions. If it is low, then RAFT polymerization followed by

post-modification is preferable. Otherwise, the synthesis of a low-molar-mass RAFT agent with the desired functionality of R group is possible.

5. Post-Modification of Side-Group Approach

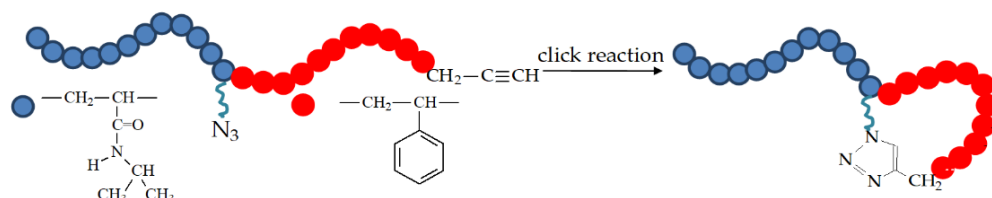
The abundance of monomers that can be involved in RAFT polymerization provides broad opportunities for the post-modification of polymer side groups. Independent of the type of reactants, such modification often leads to branched architectures, which can complicate the attainment of high yields and product purification. Therefore, even if a formal click reaction is carried out, in each case, it is necessary to make sure that the product is a well-defined polymer.

As discussed above, copper-catalyzed azide–alkyne cycloaddition (the Huisgen reaction) is chosen most frequently. In principle, triazole rings, produced by this reaction and known for their ability to bind metal ions and antibacterial activity, can be synthesized by the same azide–alkyne interaction in the monomeric form and then polymerized by RAFT for 8 h to attain a decent values of $M_n = 10 \text{ kg}\cdot\text{mol}^{-1}$ and $D = 1.4$ at 69% conversion [200]. In that study, the azide monomers contained naphthalene rings, which became polymer pendants able to form complexes with 5 to 6 Sm(III) ions per macromolecule. Yan et al. [201] did essentially the same but with an ethynylcobaltocenium hexafluorophosphate monomer (Scheme 22). The azide–alkyne click was also followed by RAFT polymerization with a conversion of 50% due to the radical termination. The product was characterized as a cationic cobaltocenium-containing polyelectrolyte with redox characteristics. In a study by Wu et al. [202], triazole units were formed between the azide side groups of a random copolymer of 2-(trimethylsilyloxy)ethyl methacrylate and methyl methacrylate ($M_n = 19 \text{ kg}\cdot\text{mol}^{-1}$ and $D = 1.22$), synthesized by atom transfer radical polymerization and subsequently subjected to desilylation in THF; esterification with 2-bromoisobutyl bromide; and treatment with sodium azide and an alkyne-terminated RAFT agent known as S-1-dodecyl-S'-(α, α' -dimethyl- α'' -propargyl acetate) trithiocarbonate. The modified polymer was not that narrow-dispersed ($M_n = 27 \text{ kg}\cdot\text{mol}^{-1}$ and $D = 1.50$), yet it was suitable for grafting RAFT polymerization of N-isopropyl acrylamide into side chains and yielding a macromolecular brush, which demonstrated self-assembly behavior in aqueous solutions.



Scheme 22. Synthesis of side-chain cobaltocenium-containing polymer by a combination of azide–alkyne click reaction and RAFT polymerization [201].

Most studies combining RAFT and a click concept start with the polymerization step. If two complementary reactive groups belong to a same chain, the subsequent click reaction between them leads to a nonlinear macromolecule. Shi et al. [58] synthesized poly(*N*-isopropylacrylamide)-*b*-polystyrene diblock copolymer with an acetylene-terminated styrene block and azide group at the junction between two blocks. An intramolecular click reaction performed at high dilution resulted in a tadpole polymer with a PS cycle and poly(*N*-isopropylacrylamide) tail (Scheme 23), which possessed more pronounced amphiphilic properties compared with its linear analogue.

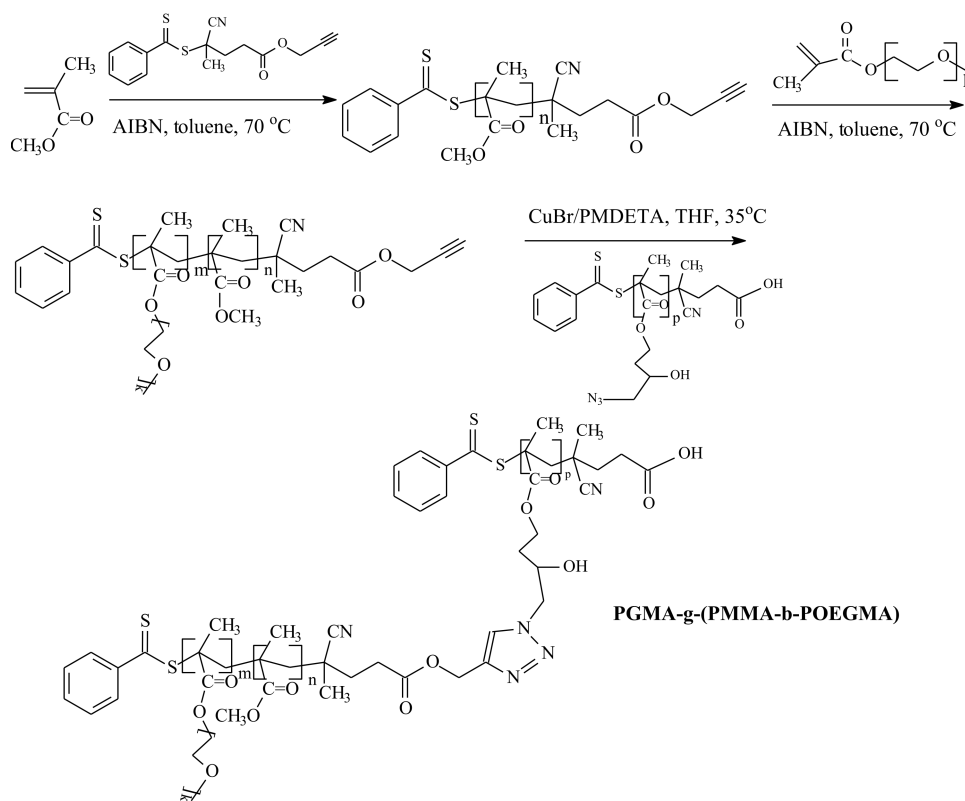


Scheme 23. Formation of a tadpole copolymer from a linear diblock copolymer by azide–alkyne cycloaddition [58].

In many studies, a click reaction was used for the modification of polymer side groups with low-molar-mass compounds or oligomers. Y. Li et al. [203] polymerized 2-azidoethyl methacrylate in the presence of α -cyanobenzyl dithionaphthalate as a RAFT agent that provided excellent control over the MMD at 30–40 °C up to high conversions ($\bar{D} < 1.15$ for $M_n = 50 \text{ kg}\cdot\text{mol}^{-1}$). Then, the polymer with pendant azide moieties was either clicked with a slight excess of phenyl acetylene or used as a macro RAFT agent for the block copolymerization with methyl methacrylate, while keeping a narrow MMD. G. Li et al. [204] synthesized a new monomer, 2-chloroallyl azide, and copolymerized it with methyl acrylate at room temperature in the presence of benzyl 1H-imidazole-1-carbodithioate to obtain a polymer with $M_n \sim 10 \text{ kg}\cdot\text{mol}^{-1}$ and $\bar{D} < 1.21$ containing 3–6 pendant azide groups per chain. The resulting copolymer could be either extended with 2,2,3,4,4,4-hexafluorobutyl acrylate block up to $M_n \sim 20 \text{ kg}\cdot\text{mol}^{-1}$, keeping a narrow MMD and intact azide groups, or clicked together with alkyne-capped poly(ethylene glycol). In the latter case, the graft product was shown to form a hydrophobic coating on a glass surface upon azide photocrosslinking with UV light. Ebbesen et al. [205] demonstrated the potential of acrylic polymers with azide side groups for bioconjugation. They synthesized *N*-(3-azidopropyl)methacrylamide and copolymerized it with *N*-(2-hydroxypropyl)methacrylamide in the presence of 4-cyanopentanoic acid dithiobenzoate as a RAFT chain to obtain a copolymer with $M_n = (10\text{--}54) \text{ kg}\cdot\text{mol}^{-1}$ and $\bar{D} = 1.02\text{--}1.06$ that contained up to 5 mol.% of azide-functionalized monomer units. Then, it was conjugated by the Huisgen reaction with different biorelated alkyne-containing substances, Atto 647N propargyl near-infrared dye (with azide conversion of 58%), phosphocholine (conv. 87–88%), and poly(ethylene glycol) with different substitution degrees (conv. 80–92%). These results open new opportunities for the use of poly(*N*-(2-hydroxypropyl)methacrylamide) in drug delivery. Tian et al. [206] prepared a Janus macromolecular brush using both side functionalities, azide- and hydroxyl-, formed upon opening oxirane rings in the glycidyl methacrylate units of poly(ethylene glycol)-*b*-poly(glycidyl methacrylate) block copolymer synthesized by two-step RAFT polymerization. Azide groups were clicked together with alkynyl-functionalized tetraphenyl porphyrins followed by the esterification of hydroxyl groups with 4-cyano-4-(ethylsulfanylthiocarbonyl)sulfanyl pentanoic acid used at the next stage as a RAFT agent for the polymerization of pH-responsive 2-(diisopropylamino)ethyl methacrylate. Such brushes are expected to find application in photodynamic therapy as photosensitizers and in chemotherapy as pH-responsive vehicles for the release of antitumor drugs.

Intermacromolecular click reactions usually aim at the synthesis of graft copolymers or grafted surfaces with desired functionalities. For the Huisgen reaction, both alkyne and

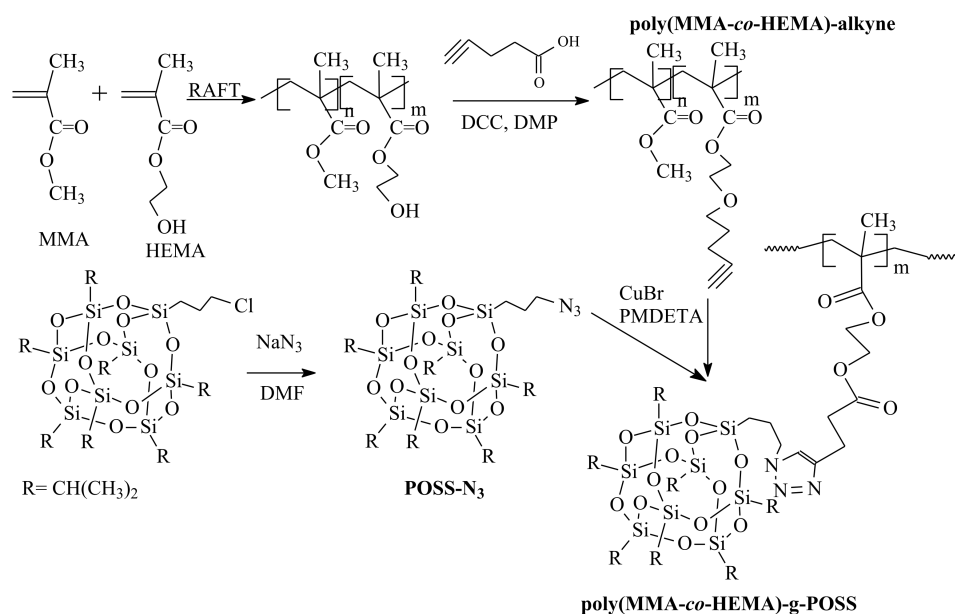
azide groups can be used as pendants on a polymer chain. Quémener et al. [75] polymerized propargyl methacrylate using cyanoisopropyl dithiobenzoate as a RAFT agent and protecting the pendant acetylene functionality with a silyl group. In parallel, they polymerized vinyl acetate on an azide-functionalized xanthate. The two polymers were clicked together to afford a narrow-dispersed comb copolymer with a $M_n = (3.4\text{--}12.5) \text{ kg}\cdot\text{mol}^{-1}$ and $D = 1.12\text{--}1.18$. Later, a similar strategy was put into practice [207] by grafting an alkynyl-terminated polymer onto pendant azide groups of another macromolecule. To that end, glycidyl methacrylate was polymerized in the presence of 4-cyano-4(phenylcarbonothioylthio) pentanoic acid as a RAFT agent and treated with sodium azide and ammonium chloride to functionalize each monomer unit with an azide group. In parallel, the same RAFT agent was coupled with propargyl alcohol and used for the two-step block copolymerization of methyl methacrylate and oligo(ethylene glycol) methyl ether methacrylate. The two obtained polymers were clicked together to form a block copolymer brush (Scheme 24) with $M_n = 86 \text{ kg}\cdot\text{mol}^{-1}$ and $D = 1.32$, which was able to aggregate in selective solvents and thin films due to the hydrophobicity of the polymer backbone and the first grafted block and hydrophilicity of the second grafted block.



Scheme 24. Synthesis of poly(oligo(ethylene glycol) methyl ether methacrylate)-*b*-poly(methyl methacrylate) block copolymer by RAFT polymerization and its click reaction with poly(glycidyl methacrylate azide) to prepare a block copolymer brush [207].

Azide–alkyne cycloaddition can also be used for the preparation of nanocomposites. Islam et al. [208] synthesized a random copolymer of methyl methacrylate and 2-hydroxyethyl methacrylate (70/30 vol.) with $M_n = 16 \text{ kg}\cdot\text{mol}^{-1}$ and $D = 1.61$ in the presence of 2-cyano-2-propyl dodecyl trithiocarbonate as a RAFT agent. Alkynyl side groups were introduced by esterification between 4-pentanoic acid and side hydroxyl groups of the copolymer. Azide-substituted polyhedral oligosilsesquioxane (POSS) was prepared by the reaction of chloropropyl-heptaisobutyl-substituted POSS with sodium azide. The Huisgen reaction grafted the polymer to POSS and afforded a hybrid nanocomposite (Scheme 25), in which a thick layer of polymer brushes was immobilized on the POSS cubic nanostructures,

as evidenced by electron microscopy. The inclusion of POSS in the copolymer matrix considerably improved its thermal stability. Later [209], the same idea was implemented with multi-walled carbon nanotubes treated with 4-azidobutylamine. The mass of the grafted polymer layer was nearly equal to the nanotube mass. Polymer-coated nanotubes demonstrated better dispersibility in the polymer matrix. An alternative strategy in the fabrication of nanocomposites is based on the grafting polymerization from inorganic surfaces. Li et al. [210] used silica nanoparticles with an anchored 4-cyanopentanoic acid dithiobenzoate as a RAFT agent to polymerize 6-azidohexyl methacrylate with considerable control over the MMD ($M_n = 25 \text{ kg}\cdot\text{mol}^{-1}$ and $\mathcal{D} \leq 1.2$) up to 20% conversion. The possibility of subsequent functionalization of polymer-grafted nanoparticles by azide–alkyne cycloaddition with various functional alkynes was explored, including kinetic studies and a comparison with the same reaction on free poly(6-azidohexyl methacrylate). The rate of the click reaction depended on the MM and conversion. On the one hand, grafting to nanoparticles increases the local concentration of reacting polymer side groups, but, on the other hand, there are diffusive limitations at high conversions and high MM of the reactants. It was also demonstrated that attaching the reacting alkynes to oligoaniline increases the conductivity of the covered nanoparticles up to the semiconductor range.

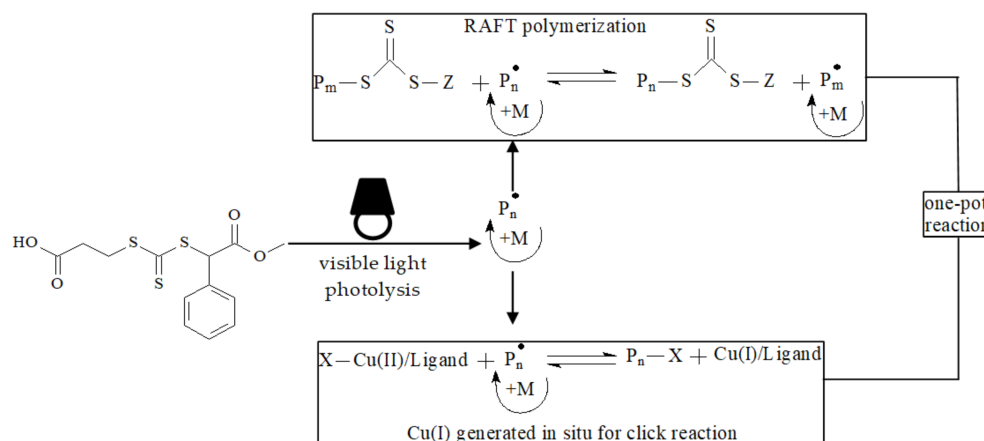


Scheme 25. Synthesis of poly(2-hydroxyethyl methacrylate-*co*-methyl methacrylate)-*g*-POSS via the combination of RAFT and azide–alkyne click chemistry [208].

Generation of the azide–alkyne cycloaddition click catalyst Cu(I) in the course of single-electron transfer (SET)-initiated RAFT polymerization provides an interesting opportunity to conduct these processes as tandem reactions. Zhang et al. [211] carried out a one-pot and single-step polymerization of propargyl methacrylate and its click reaction with O-(2-azido-ethyl) S-benzyl dithiocarbonate using ethyl α -bromoisobutyrate as the initiator and 2-cyanoprop-2-yl 1-dithionaphthalate as a RAFT agent. The process kept living characteristics ($\mathcal{D} = 1.55$, possibility of chain extension with MMA) and proceeded at room temperature. Later, Lu et al. [212] used the same strategy for grafting galactose azide to alkyne side functionality of poly(propargyl methacrylate) chain to obtain a glycopolymer, which was able to adsorb at the surface of gold nanorods after reduction of the polymer end group to thiol. The resulting nanorods can be used for biomolecular recognition. Wang et al. [213] implemented the above one-pot process using 3-(methoxycarbonyl phenyl-methylsulfanylthiocarbonylsulfanyl) propionic acid as an iniferter that enabled much faster polymerization rate of methacrylates at room temperature and an easy control over the reacting system by turning on and off the source of visible light (Scheme 26). Shen et al. [214]

developed a one-pot SET-RAFT-click process for 11-azidoundecanoyl methacrylate, which was polymerized in the presence of 2-cyanoprop-2-yl 1-dithionaphthalatene as a RAFT agent and simultaneously clicked with 4-propargyloxy-40-methoxy azobenzene at room temperature. Depending on the azide–alkyne group ratio in the reacting system, a homopolymer with triazole functional groups ($M_n = 15 \text{ kg}\cdot\text{mol}^{-1}$ and $D = 1.19$) and a statistical copolymer containing azide and triazole side groups ($M_n = 21 \text{ kg}\cdot\text{mol}^{-1}$ and $D \leq 1.30$) were synthesized.

The use of strained alkynes ensures the azide–alkyne cycloaddition without metal-containing catalysts. Li et al. [215] introduced 5 mol.% of a cyclophenone-masked dibenzozazacyclooctyne monomer in the statistical polymerization of different acrylic monomers with 4-cyano-4-[(dodecylsulfanylthiocarbonyl)sulfanyl]pentanoic acid as a RAFT agent. Polymerizations were performed under visible light (560 nm) using an oxygen tolerant porphyrin-catalyzed photoinduced electron transfer RAFT process, after which the deprotection of the strained alkyne and click reaction with azide-terminated poly(ethylene glycol) were successfully triggered by UV light (290–350 nm). The authors also demonstrated the possibility to incorporate of a second (the same but unprotected) strained alkyne comonomer into the RAFT polymerization of acrylates and to independently click it with the azide moiety prior to the deprotection of the first comonomer.



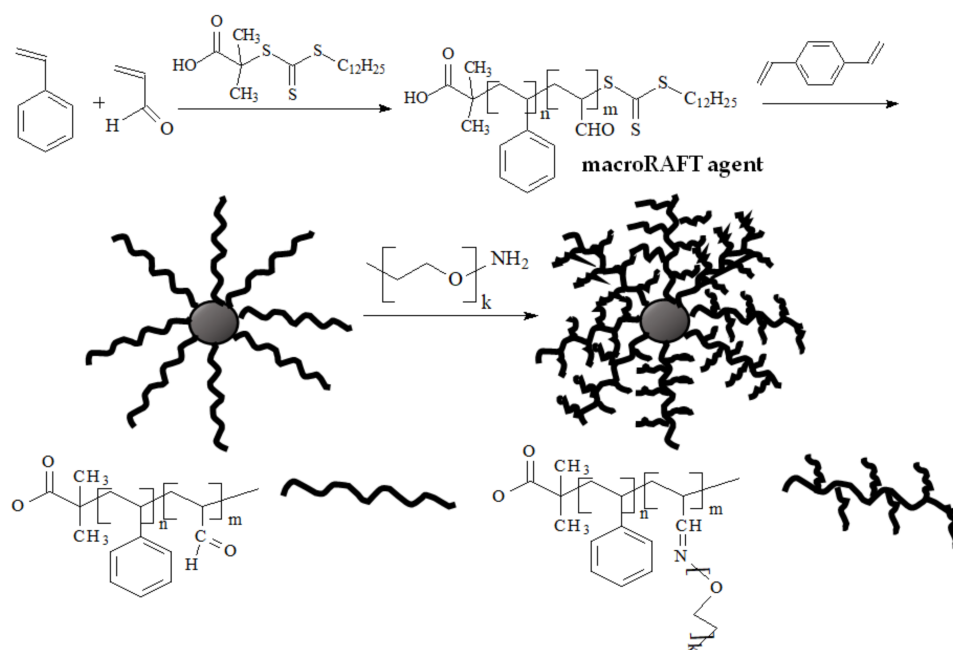
Scheme 26. One-pot RAFT polymerization and azide–alkyne click reaction regulated by visible light [213].

The hetero Diels–Alder RAFT click concept involving the dienophilic ZCS_2 group was already discussed in one of the previous sections of this review. Here, we address the situation when a complementary diene belongs to the side group of a RAFT polymer. Bousquet et al. [216] polymerized styrene with a small fraction of diene-containing acrylate units in the presence of trithiocarbonate. The reaction has to be terminated at 20% conversion to prevent crosslinking, which was enough to form 4–5 diene functions per chain with a $M_n \sim 5 \text{ kg}\cdot\text{mol}^{-1}$. Then, it was clicked with poly(*n*-butyl acrylate) of $M_n = (3\text{--}13) \text{ kg}\cdot\text{mol}^{-1}$, separately synthesized using pyridin-2-ylthioformate as a RAFT agent. Grafting proceeded for 12–24 h with 75–100% efficiency. The authors noted that grafting onto with long chains required their excess relative to side-chain functional groups to reach high yields. Later [217], styrene was replaced with *tert*-butyl acrylate, and diene was introduced into the polymer backbone after RAFT using a two-step procedure. Click grafting with PS, poly(*n*-butyl acrylate), poly(*tert*-butyl acrylate), and poly(oligoethylene glycol methyl ether acrylate), followed by the hydrolysis of poly(*tert*-butyl acrylate) into poly(acrylic acid), allowed the authors to obtain a set of hydrophobic, amphiphilic, and hydrophilic comb polymers with narrow MMD. The copolymer with ethylene glycol moiety was able to effectively shield the charges on the surface of hybrid nanoparticles.

Aldehyde–aminoxy click reaction was used by Huang et al. [218] for the preparation of a multi-arm star graft polymer (Scheme 27). Styrene and acrolein were copolymerized in the

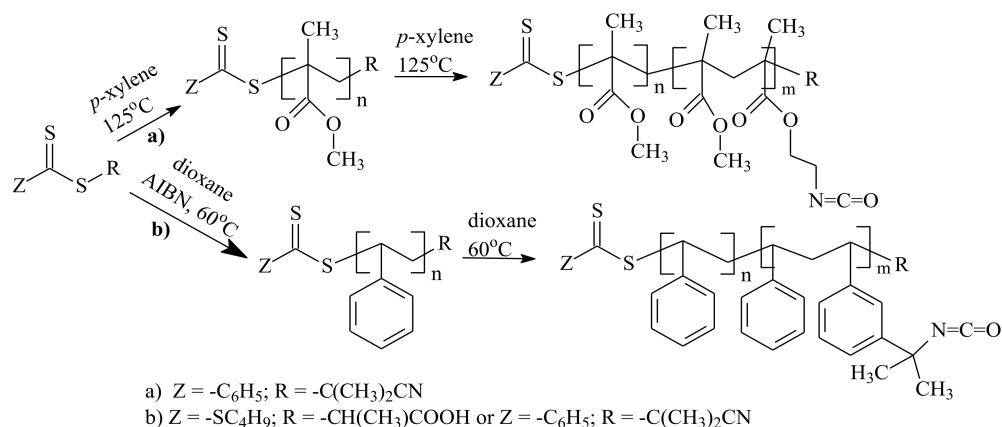
presence of *S*-1-dodecyl-*S'*-(α,α' -dimethyl- α'' -acetic acid)trithiocarbonate RAFT agent, and star-shape objects with $M_n = 39.8 \text{ kg}\cdot\text{mol}^{-1}$ and $\mathcal{D} = 1.41$ (that corresponded to 21 arm) were obtained via crosslinking of the chain ends with divinylbenzene. The aminoxy-terminated poly(ethylene glycol) with $M_n = 2 \text{ kg}\cdot\text{mol}^{-1}$ was then grafted onto aldehyde side groups of the acrolein block with grafting efficiency up to 90% after 24 h. The resulting polymer formed unimolecular micelles in water at high density of grafted poly(ethylene glycol) side chains.

A simple strategy to obtain copolymers with isocyanate groups was implemented by Moraes et al. [219] who added an isocyanate-functionalized monomer at a certain moment of the RAFT polymerization of methyl methacrylate (MMA) or styrene (Scheme 28). The product was a MMA-based block copolymer of $M_n = 9.6 \text{ kg}\cdot\text{mol}^{-1}$ and $\mathcal{D} = 1.61$ or a styrene-based block copolymer of $M_n = 5.1 \text{ kg}\cdot\text{mol}^{-1}$ and $\mathcal{D} = 1.29$, with one block built from the non-functionalized monomer (MMA or styrene) and the second being a statistical copolymer of the non-functionalized and functionalized comonomers. Then, a click reaction of side isocyanate groups with hydroxyl groups of phenol, poly(ethylene glycol) methyl ether, or cellulose solid surface was performed at 60°C , which required up to 60 h for completion. Though the grafting was successful, the resulting polymers could hardly be considered as well-defined systems because of branching at isocyanate groups. The authors noted that that the less reactive (by sterical reasons) functional group used for styrene modification resulted in better results from the viewpoint of less side reactions.



Scheme 27. Synthesis of a multi-arm star graft copolymer by combining first-arm RAFT with the crosslinking of trithiocarbonate groups with divinylbenzene and aldehyde–aminoxy click reaction [218].

Flores et al. [220] demonstrated the possibility to homopolymerize an unprotected isocyanate-containing monomer, 2-(acryloyloxy)ethylisocyanate, using a neutral RAFT agent, *N,N*-dimethyl-*S*-thiobenzoylthiopropionamide, at 50°C . The resulting polymer was successfully clicked with model low-molar-mass amines, thiols (fast reaction), and alcohols (slow reaction). Later [221], they proposed an inverse approach, where 2-(acryloyloxy)ethylisocyanate or allylisocyanate were used for the click modification of *N*-(2-hydroxyethyl)acrylamide blocks in the diblock copolymer with *N,N*-dimethylacrylamide synthesized by RAFT polymerization. The modified block possessed alkene functionality, which was then involved in the second click reaction of the Michael or free radical thiol–ene addition type. A rich variety of thiolating agents allowed the authors to obtain functional block copolymers with potential application in stimuli-responsive systems, bioconjugates, and interpolyelectrolyte complexes.

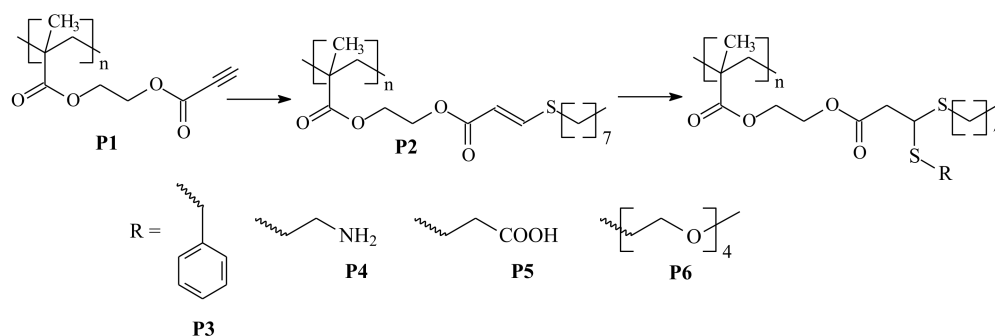


Scheme 28. Simple route of preparing RAFT polymers with isocyanate functionality [219].

Thiolation of side groups can be implemented without using isocyanates. Wang et al. [222] subsequently polymerized 3-O-methacryloyl-1,2:5,6-di-O-isopropylidene-D-glucofuranose ($M_n = 7.4 \text{ kg}\cdot\text{mol}^{-1}$ and $D = 1.30$) and 2-hydroxyethyl methacrylate ($M_n = 8.9 \text{ kg}\cdot\text{mol}^{-1}$ and $D = 1.24$) using 4,4'-azobis(4-cyanopentanoic acid) as a RAFT agent, removed the thiocarbonylthio end group, converted hydroxyl side groups of the acrylic block into alkenes by esterification with acryloyl chloride, and hydrolyzed the glycopolymer block into poly(3-O-methacryloyl- α,β -D-glucopyranose) in mild conditions. The product was subjected to the thiol-ene click reaction with an endogenic peptide L-glutathione to obtain a peptide-glycopolymer bioconjugate that self-assembled into spherical micelles in water and demonstrated promising pH-sensitive properties, protein recognition, and biodegradability. An even more practical approach to the thiol-ene reaction was developed by Zhang et al. [223] who used S-1-dodecyl-S' (α,α' -dimethyl- α'' -acetic acid) trithiocarbonate RAFT agent to prepare a triblock copolymer, poly(allyl methacrylate)-*b*-poly(ethylene glycol)-*b*-poly(allyl methacrylate), by two-step polymerization. After removal of the thiocarbonylthio end group, the terminal blocks were partially thiolated with an endogenic amino acid L-cysteine, fully thiolated with poly(3-mercaptopropyl)methylsiloxane, and finally crosslinked under UV radiation. The product formed a cysteine-conjugated amphiphilic co-network, which demonstrated optical and mechanical properties suitable for the fabrication of anti-biofouling soft contact lenses. Yang et al. [224] used a thiol-ene reaction to immobilize poly((MMA-*co*-propargyl methacrylate)-*b*-MMA) copolymer with $M_n = (9.4\text{--}35.8) \text{ kg}\cdot\text{mol}^{-1}$, $D = 1.27\text{--}1.54$, and 25 mol.% of propargyl units in the corresponding block, obtained by redox-initiated RAFT polymerization, onto attapulgite clay surface treated with γ -mercaptopropyl trimethoxysilane. Then, 2 wt% of the polymer-modified clay was introduced into a polycarbonate matrix to decrease its viscosity and glass transition temperature without compromising mechanical properties and thermal stability. The authors do not explain the nature of this effect but note that it becomes more pronounced with elongation of the MMA block in the copolymer.

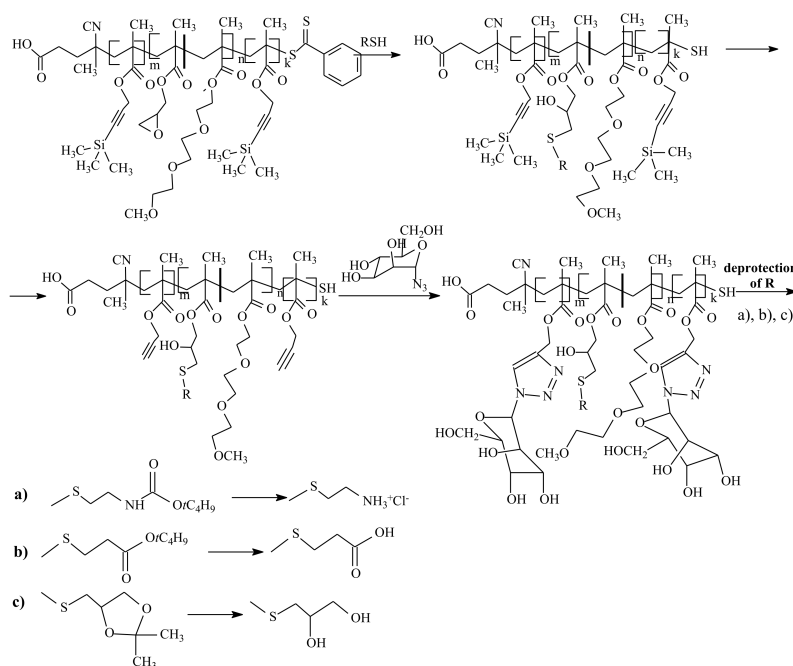
He et al. [225] demonstrated that two click reactions in a row, thiol-yne and thiol-ene, can endow polymer side groups with two functionalities (Scheme 29). Starting from hydroxyethyl methacrylate, they carried out esterification with propiolic acid and polymerization in the presence of 4-cyano-4-(phenylcarbonothioylthio)pentanoic acid as a RAFT agent to obtain polymer P1 with a low yield (30%) due to crosslinking. The yield can be increased up to 70% if the alkyne moiety is protected with the trimethylsilyl group during polymerization. Then, P1 was clicked with octane-1-thiol as a nucleophile in the presence of triethylamine as an organocatalyst to obtain P2 polymer. In turn, polymer P2 was treated with different thiols in the presence of triazabicyclodecene as an organocatalytic base. Both thiolation steps proceeded with 100% conversion within a few hours. The resulting P3–P6 homopolymers possess functional side groups in each repeating unit. For example, polymer P6 combines hydrophilic tetraethylene glycol and hydrophobic octyl tails and,

due to pronounced amphiphilicity, forms micelle-like aggregates in water, which can be used for drug delivery.



Scheme 29. Subsequent thiol-yne and thiol-ene modification click reactions leading to bifunctional polymers [225].

Another route to bifunctional copolymers was explored by Oh et al. [226] who synthesized a triblock copolymer, poly[(trimethylsilyl-propargyl methacrylate)-*b*-(triethylene glycol monoethyl ether monomethacrylate-*stat*-glycidyl methacrylate)-*b*-(trimethylsilyl propargyl methacrylate)], in three steps with 4-cyano-4-(phenyl carbonothioylthio) pentanoic acid as a RAFT agent. The copolymer with a total $M_n = 23 \text{ kg}\cdot\text{mol}^{-1}$ and $D = 1.34$ contained 55 protected alkyne group in the terminal blocks and 13 reactive epoxy groups in the middle block. First, epoxy groups were clicked with thiols bearing three types of protecting groups, as shown in the Scheme 30, with conversion over 85%. Then, alkyne groups were deprotected and clicked with azides attached to natural sugar D-mannose via the Huisgen reaction with conversion of about 90%. Finally, the thiol groups were deprotected in acid conditions and the obtained copolymers were tested for lectin recognition. With two functionalities, it was possible to compare the contributions from hydrogen bonding and electrostatic interactions and to conclude that the former factor dominates in the binding of a chosen protein.



Scheme 30. Synthetic route to bifunctional copolymers combining RAFT polymerization, azide-alkyne, and thiol-ene click reactions [226].

Thiol–disulfide exchange proceeds as a click reaction upon changing the pH of the medium. This opportunity was explored by Hrsic et al. [227] who synthesized an acrylate or methacrylate-based amphiphilic diblock copolymer in two steps by RAFT in the presence of 4-cyano-4-(phenylcarbonothioylthio) pentanoic acid. The hydrophilic block contained side chains of oligoethylene glycol methyl ether methacrylate with $M_n = 475 \text{ g}\cdot\text{mol}^{-1}$ and the hydrophobic block bore acetylthiohexyl pendants. Such copolymers are able to form core–shell micelles in solution. Deprotection of thiol groups via aminolysis, which not only involved side groups but also dithiobenzoate end groups, allowed pH-controlled crosslinking within the hydrophobic cores, thus promoting the formation of well-defined macromolecular structures.

To summarize, it is evident that the field of polymer modification has been substantially enriched by introducing both RAFT polymerization and click reaction concepts. They have significantly revitalized the research on macromolecular reactions in solutions—an area that seemed to be studied far and wide a quarter of century ago [228].

6. Conclusions

In this review, we considered only one type of reversible deactivation radical polymerization. This choice is conditioned by the high versatility of RAFT-based polymers from the standpoint of modification opportunities for both chain-end groups and by low sensitivity of the RAFT process to the chemical nature of the functional groups. The interest to the combination of RAFT polymerization and click chemistry is still growing and new publications appear almost every week [229–233].

Whereas azide–alkyne copper-catalyzed cycloaddition undoubtedly remained the most attractive click reaction during the 2000s, the last decade saw an active development of approaches that do not require application of metal-containing catalysts and subsequent purification of polymer products from the catalyst residues, which is especially important for the use of click-functionalized polymers in biology and medicine. Another general tendency regarding click reactions on polymers is that the absence of side reactions is more important than high yield and fast reaction rate.

Many synthetic strategies considered in the present review represent a significant advance in polymer chemistry and design of functional polymers. As a rule, their products are copolymers with chemically different blocks and complex architecture. They have the abilities to form well-defined micelles for carrying drugs and their controlled release, to recognize certain proteins and other biomolecules via selective binding, to localize at the interfaces in multicomponent systems, and to form protective and modifying layers at inorganic surfaces. At the same time, most of the syntheses proposed in the academic literature are too complicated for the development of related industrial technologies. This factor forces researchers to resort to commercially available monomers, one-pot approaches, and tandem or orthogonal reactions in order to increase the practical appeal of their ingenious ideas. We hope that these efforts will bring success within the current decade.

Author Contributions: Conceptualization, E.V.C. and Y.V.K.; writing—original draft preparation, review and editing, E.V.C. and Y.V.K. All authors have read and agreed to the published version of the manuscript.

Funding: The study was supported by RFBR (project 19-03-00900).

Institutional Review Board Statement: Not applicable.

Informed Consent Statement: Not applicable.

Data Availability Statement: The data presented in this study are available on request from the corresponding authors.

Conflicts of Interest: The authors declare no conflict of interest.

References

1. Muller, A.H.E.; Matyjaszewski, K. (Eds.) *Controlled and Living Polymerizations: From Mechanisms to Applications*; Wiley: Weinheim, Germany, 2009. [\[CrossRef\]](#)
2. Grubbs, R.B.; Grubbs, R.H. 50th Anniversary Perspective: Living Polymerization—Emphasizing the Molecule in Macromolecules. *Macromolecules* **2017**, *50*, 6979–6997. [\[CrossRef\]](#)
3. Hadjichristidis, N.; Iatrou, H.; Pitsikalis, M.; Mays, J. Macromolecular architectures by living and controlled/living polymerizations. *Prog. Polym. Sci.* **2006**, *31*, 1068–1132. [\[CrossRef\]](#)
4. Zhang, Z.; Zhang, P.; Wang, U.; Zhang, W. Recent advances in organic/inorganic well-defined hybrid polymers using controlled living radical polymerization techniques. *Polym. Chem.* **2016**, *7*, 3950–3976. [\[CrossRef\]](#)
5. Kolb, H.C.; Finn, M.G.; Sharpless, K.B. Click Chemistry: Diverse Chemical Function from a Few Good Reactions. *Angew. Chem. Int. Ed.* **2001**, *40*, 2004–2021. [\[CrossRef\]](#)
6. Rostovtsev, V.V.; Green, L.G.; Fokin, V.V.; Sharpless, K.B. A Stepwise Huisgen Cycloaddition Process: Copper(I)-Catalyzed Regioselective Ligation of Azides and Terminal Alkynes. *Angew. Chem. Int. Ed.* **2002**, *41*, 2596–2599. [\[CrossRef\]](#)
7. Himo, F.; Lovell, T.; Hilgraf, R.; Rostovtsev, V.V.; Noodleman, L.; Sharpless, K.B.; Fokin, V.V. Copper(I)-Catalyzed Synthesis of Azoles. DFT Study Predicts Unprecedented Reactivity and Intermediates. *J. Am. Chem. Soc.* **2005**, *127*, 210–216. [\[CrossRef\]](#)
8. Worell, B.T.; Malik, J.A.; Fokin, V.V. Direct Evidence of a Dinuclear Copper Intermediate in Cu(I)-Catalyzed Azide-Alkyne Cycloadditions. *Science* **2013**, *340*, 457–460. [\[CrossRef\]](#)
9. Golas, P.L.; Matyjaszewski, K. Click Chemistry and ATRP: A Beneficial Union for the Preparation of Functional Materials. *QSAR Comb. Sci.* **2007**, *26*, 1116–1134. [\[CrossRef\]](#)
10. Binder, W.H.; Sachsenhofer, R. ‘Click’ Chemistry in Polymer and Materials Science. *Macromol. Rapid Commun.* **2007**, *28*, 15–54. [\[CrossRef\]](#)
11. Binder, W.H.; Sachsenhofer, R. ‘Click’ Chemistry in Polymer and Material Science: An Update. *Macromol. Rapid Commun.* **2008**, *29*, 952–981. [\[CrossRef\]](#)
12. Lundberg, P.; Hawker, C.J.; Hult, A.; Malkoch, M. Click Assisted One-Pot Multi-Step Reactions in Polymer Science: Accelerated Synthetic Protocols. *Macromol. Rapid Commun.* **2008**, *29*, 998–1015. [\[CrossRef\]](#)
13. Meldal, M. Polymer “Clicking” by CuAAC Reactions. *Macromol. Rapid Commun.* **2008**, *29*, 1016–1051. [\[CrossRef\]](#)
14. Johnson, J.A.; Finn, M.G.; Koberstein, J.T.; Turro, N.J. Construction of Linear Polymers, Dendrimers, Networks, and Other Polymeric Architectures by Copper-Catalyzed Azide-Alkyne Cycloaddition “Click” Chemistry. *Macromol. Rapid Commun.* **2008**, *29*, 1052–1072. [\[CrossRef\]](#)
15. Le Droumaguet, B.; Velonia, K. Click Chemistry: A Powerful Tool to Create Polymer-Based Macromolecular Chimeras. *Macromol. Rapid Commun.* **2008**, *29*, 1073–1089. [\[CrossRef\]](#)
16. Harvison, M.A.; Lowe, A.B. Combining RAFT Radical Polymerization and Click/Highly Efficient Coupling Chemistries: A Powerful Strategy for the Preparation of Novel Materials. *Macromol. Rapid Commun.* **2011**, *32*, 779–800. [\[CrossRef\]](#)
17. Mansfeld, U.; Pietsch, C.; Hoogenboom, R.; Becer, R.; Schubert, U.S. Clickable initiators, monomers and polymers in controlled radical polymerizations—a prospective combination in polymer science. *Polym. Chem.* **2010**, *1*, 1560–1598. [\[CrossRef\]](#)
18. Gauthier, M.A.; Gibson, M.I.; Klok, H.-A. Synthesis of Functional Polymers by Post-Polymerization Modification. *Angew. Chem. Int. Ed.* **2009**, *48*, 48–58. [\[CrossRef\]](#) [\[PubMed\]](#)
19. Golas, P.L.; Matyjaszewski, K. Marrying click chemistry with polymerization: Expanding the scope of polymeric materials. *Chem. Soc. Rev.* **2010**, *39*, 1338–1354. [\[CrossRef\]](#)
20. Hoyle, C.E.; Lowe, A.B.; Bowman, C.N. Thiol-click chemistry: A multifaceted toolbox for small molecule and polymer synthesis. *Chem. Soc. Rev.* **2010**, *39*, 1355–1387. [\[CrossRef\]](#)
21. Lowe, A.B. Thiol-ene “click” reactions and recent applications in polymer and materials synthesis. *Polym. Chem.* **2010**, *1*, 17–36. [\[CrossRef\]](#)
22. Lowe, A.B. Thiol-ene “click” reactions and recent applications in polymer and materials synthesis: A first update. *Polym. Chem.* **2014**, *5*, 4820–4870. [\[CrossRef\]](#)
23. Lallana, E.; Fernandez-Trillo, F.; Sousa-Herves, A.; Riguera, R.; Fernandez-Megia, E. Click Chemistry with Polymers, Dendrimers, and Hydrogels for Drug Delivery. *Pharm. Res.* **2012**, *29*, 902–921. [\[CrossRef\]](#) [\[PubMed\]](#)
24. Sumerlin, B.S.; Vogt, A.P. Macromolecular Engineering through Click Chemistry and Other Efficient Transformations. *Macromolecules* **2010**, *43*, 1–13. [\[CrossRef\]](#)
25. Liu, Q.; Zhang, Q.; Chen, S.; Zhou, J.; Lei, X. Progress in Thiol-Ene/Yne Click Chemistry. *Chin. J. Org. Chem.* **2012**, *32*, 1846–1863. [\[CrossRef\]](#)
26. Delaittre, G.; Guimard, N.K.; Barner-Kowollik, C. Cycloadditions in Modern Polymer Chemistry. *Acc. Chem. Res.* **2015**, *48*, 1296–1307. [\[CrossRef\]](#)
27. Bhavsar, C.; Momin, M.; Gharat, S.; Omri, A. Functionalized and graft copolymers of chitosan and its pharmaceutical applications. *Expert Opin. Drug Deliv.* **2017**, *14*, 1189–1204. [\[CrossRef\]](#)
28. Goethals, F.; Frank, D.; Du Prez, F.E. Protected Thiol Strategies in Macromolecular Design. *Prog. Polym. Sci.* **2017**, *64*, 76–113. [\[CrossRef\]](#)
29. Huang, Z.; Zhou, Y.; Wang, Z.; Li, Y.; Zhang, W.; Zhou, N.; Zhang, Z.; Zhu, X. Recent Advances of CuAAC Click Reaction in Building Cyclic Polymer. *Chinese J. Polym. Sci.* **2017**, *35*, 317–341. [\[CrossRef\]](#)

30. Wang, Y.; Wu, C. Site-Specific Conjugation of Polymers to Proteins. *Biomacromolecules* **2018**, *19*, 1804–1825. [[CrossRef](#)]
31. Arslan, M.; Tasdelen, M.A. Click Chemistry in Macromolecular Design: Complex Architectures from Functional Polymers. *Chem. Afr.* **2019**, *2*, 195–214. [[CrossRef](#)]
32. Mohammad, S.A.; Shingdilwar, S.; Banerjee, S.; Ameduri, B. Macromolecular engineering approach for the preparation of new architectures from fluorinated olefins and their applications. *Prog. Polym. Sci.* **2020**, *106*, 101255. [[CrossRef](#)]
33. Mondal, P.; Behera, P.K.; Singha, N.K. Macromolecular Engineering in Functional Polymers via ‘Click Chemistry’ Using Triazolinedione Derivatives. *Prog. Polym. Sci.* **2020**, *113*, 101343. [[CrossRef](#)]
34. Martin, J.; Desfoux, A.; Martinez, J.; Amblard, M.; Mehdi, A.; Vezenkov, L.; Subra, G. Bottom-up strategies for the synthesis of peptide-based polymers. *Prog. Polym. Sci.* **2021**, *115*, 101377. [[CrossRef](#)]
35. D’Acunzo, F.; Masci, G. Playing construction with the monomer toy box for the synthesis of multi-stimuli responsive copolymers by reversible deactivation radical polymerization protocols. *J. Polym. Sci.* **2021**, *59*, 3059–3083. [[CrossRef](#)]
36. Worch, J.C.; Stubbs, C.J.; Price, M.J.; Dove, A.P. Click Nucleophilic Conjugate Additions to Activated Alkynes: Exploring Thiol-yne, Amino-yne, and Hydroxyl-yne Reactions from (Bio)Organic to Polymer Chemistry. *Chem. Rev.* **2021**, *121*, 6744–6776. [[CrossRef](#)]
37. Chen, C.; Ng, D.Y.W.; Weil, T. Polymer bioconjugates: Modern design concepts toward precision hybrid materials. *Prog. Polym. Sci.* **2020**, *105*, 101241. [[CrossRef](#)]
38. Geng, Z.; Shin, J.J.; Xi, Y.; Hawker, C.J. Click chemistry strategies for the accelerated synthesis of functional macromolecules. *J. Polym. Sci.* **2021**, *59*, 963–1042. [[CrossRef](#)]
39. Jenkins, A.D.; Jones, R.G.; Moad, G. Terminology for reversible-deactivation radical polymerization previously called “controlled” radical or “living” radical polymerization (IUPAC Recommendations 2010). *Pure Appl. Chem.* **2009**, *82*, 483–491. [[CrossRef](#)]
40. *RAFT Polymerization: Methods, Synthesis, Applications*; Moad, G.; Rizzardo, E. (Eds.) Wiley: Weinheim, Germany, 2022.
41. Moad, G. Dithioesters in RAFT polymerization. In *RAFT polymerization. Methods, Synthesis, Applications*; Moad, G., Rizzardo, E., Eds.; Wiley-VCH: Weinheim, Germany, 2022; Volume 2, pp. 223–358. [[CrossRef](#)]
42. Moad, G. Trithiocarbonates in RAFT polymerization. In *RAFT polymerization. Methods, Synthesis, Applications*; Moad, G., Rizzardo, E., Eds.; Wiley-VCH: Weinheim, Germany, 2022; Volume 2, pp. 359–492. [[CrossRef](#)]
43. Wang, M.; Marty, J.-D.; Destarac, M. Xanthates in RAFT polymerization. In *RAFT Polymerization. Methods, Synthesis, Applications*; Moad, G., Rizzardo, E., Eds.; Wiley-VCH: Weinheim, Germany, 2022; Volume 2, pp. 493–548. [[CrossRef](#)]
44. Moad, G. Dithiocarbamates in RAFT polymerization. In *RAFT Polymerization. Methods, Synthesis, Applications*; Moad, G., Rizzardo, E., Eds.; Wiley-VCH: Weinheim, Germany, 2022; Volume 2, pp. 549–610. [[CrossRef](#)]
45. Lowe, A.B.; Dallerba, E. RAFT-Functional End Groups: Installation and Transformation. In *RAFT Polymerization. Methods, Synthesis, Applications*; Moad, G., Rizzardo, E., Eds.; Wiley-VCH: Weinheim, Germany, 2022; Volume 2, pp. 753–804. [[CrossRef](#)]
46. Moad, G.; Rizzardo, E.; Thang, S.H. End-functional polymers, thiocarbonylthio group removal/transformation and reversible addition–fragmentation–chain transfer (RAFT) polymerization. *Polym. Int.* **2011**, *60*, 9–25. [[CrossRef](#)]
47. Willcock, H.; O’Reilly, R.K. End group removal and modification of RAFT polymers. *Polym. Chem.* **2010**, *1*, 149–157. [[CrossRef](#)]
48. Quinn, J.F.; Moad, G.; Barner-Kowollik, C. RAFT polymerization: Mechanistic considerations. In *RAFT Polymerization. Methods, Synthesis, Applications*; Moad, G., Rizzardo, E., Eds.; Wiley-VCH: Weinheim, Germany, 2022; Volume 2, pp. 95–137. [[CrossRef](#)]
49. Quémener, D.; Davis, T.P.; Barner-Kowollik, C.; Stenzel, M.H. RAFT and click chemistry: A versatile approach to well-defined block copolymers. *Chem. Commun.* **2006**, 5051–5053. [[CrossRef](#)]
50. Xue, X.; Zhu, J.; Zhang, Z.; Cheng, Z.; Tu, Y.; Zhu, X. Synthesis and characterization of azobenzene-functionalized poly(styrene)-*b*-poly(vinyl acetate) via the combination of RAFT and “click” chemistry. *Polymer* **2010**, *51*, 3083–3090. [[CrossRef](#)]
51. Ting, S.R.S.; Granville, A.M.; Quémener, D.; Davis, T.P.; Stenzel, M.H.; Barner-Kowollik, C. RAFT chemistry and Huisgen 1,3-dipolar cycloaddition: A route to block copolymers of vinyl acetate and 6-*O*-methacryloyl mannose? *Aust. J. Chem.* **2007**, *60*, 405–409. [[CrossRef](#)]
52. Huang, Y.; Hou, T.; Cao, X.; Perrier, S.; Zhao, Y. Synthesis of silica-polymer hybrids by combination of RAFT polymerization and azide-alkyne cycloaddition ‘click’ reactions. *Polym. Chem.* **2010**, *1*, 1615–1623. [[CrossRef](#)]
53. Zhao, G.; Zhang, P.; Zhang, C.; Zhao, Y. Facile synthesis of highly pure block copolymers by combination of RAFT polymerization, click reaction and de-grafting process. *Polym. Chem.* **2012**, *3*, 1803–1812. [[CrossRef](#)]
54. O’Reilly, R.K.; Joralemon, M.J.; Hawker, C.J.; Wooley, K.L. Facile syntheses of surface-functionalized micelles and shell cross-linked nanoparticles. *J. Polym. Sci. Part A Polym. Chem.* **2006**, *44*, 5203–5217. [[CrossRef](#)]
55. Zhang, T.; Zheng, Z.; Ding, X.; Peng, Y. Smart surface of gold nanoparticles fabricated by combination of RAFT and click chemistry. *Macromol. Rapid Commun.* **2008**, *29*, 1716–1720. [[CrossRef](#)]
56. Zhu, J.; Zhu, L.; Kang, E.T.; Neoh, K.G. Design and synthesis of star polymers with hetero-arms by the combination of controlled radical polymerizations and click chemistry. *Polymer* **2007**, *48*, 6992–6999. [[CrossRef](#)]
57. Gondy, S.R.; Vogt, A.P.; Sumerlin, B.S. Versatile Pathway to Functional Telechelics via RAFT Polymerization and Click Chemistry. *Macromolecules* **2007**, *40*, 474–481. [[CrossRef](#)]
58. Shi, G.Y.; Tang, X.Z.; Pan, C.Y. Tadpole-shaped amphiphilic copolymers prepared via RAFT polymerization and click reaction. *J. Polym. Sci. Part A Polym. Chem.* **2008**, *46*, 2390–2401. [[CrossRef](#)]

59. Goldmann, A.S.; Quémener, D.; Millard, P.E.; Davis, T.P.; Stenzel, M.H.; Barner-Kowollik, C.; Mueller, A.H.E. Access to cyclic polystyrenes *via* a combination of reversible addition fragmentation chain transfer (RAFT) polymerization and click chemistry. *Polymer* **2008**, *49*, 2274–2281. [[CrossRef](#)]
60. Barner, L.; Davis, T.P.; Stenzel, M.H.; Barner-Kowollik, C. Complex Macromolecular Architectures by Reversible Addition Fragmentation Chain Transfer Chemistry: Theory and Practice. *Macromol. Rapid Commun.* **2007**, *28*, 539–559. [[CrossRef](#)]
61. Vogt, A.P.; Sumerlin, B.S. Tuning the Temperature Response of Branched Poly(*N*-isopropylacrylamide) Prepared by RAFT Polymerization. *Macromolecules* **2008**, *41*, 7368–7373. [[CrossRef](#)]
62. De, P.; Gondi, S.R. Folate-Conjugated Thermoresponsive Block Copolymers: Highly Efficient Conjugation and Solution Self-Assembly. *Biomacromolecules* **2008**, *9*, 1064–1070. [[CrossRef](#)] [[PubMed](#)]
63. Li, M.; De, P.; Gondi, S.R.; Sumerlin, B.S. Responsive Polymer-Protein Bioconjugates Prepared by RAFT Polymerization and Copper-Catalyzed Azide-Alkyne Click Chemistry. *Macromol. Rapid Commun.* **2008**, *29*, 1172–1176. [[CrossRef](#)]
64. Vora, A.; Singh, K.; Webster, D.C. A new approach to 3-miktoarm star polymers using a combination of reversible addition-fragmentation chain transfer (RAFT) and ring opening polymerization (ROP) *via* “Click” chemistry. *Polymer* **2009**, *50*, 2768–2774. [[CrossRef](#)]
65. Vogt, A.P.; Gondi, S.R.; Sumerlin, B.S. Hyperbranched Polymers *via* RAFT Copolymerization of an Acryloyl Trithiocarbonate. *Aust. J. Chem.* **2007**, *60*, 396–399. [[CrossRef](#)]
66. Ranjan, R.; Brittain, W.J. Synthesis of High Density Polymer Brushes on Nanoparticles by Combined RAFT Polymerization and Click Chemistry. *Macromol. Rapid Commun.* **2008**, *29*, 1104–1110. [[CrossRef](#)]
67. Ranjan, R.; Brittain, W.J. Tandem RAFT Polymerization and Click Chemistry: An Efficient Approach to Surface Modification. *Macromol. Rapid Commun.* **2007**, *28*, 2084–2089. [[CrossRef](#)]
68. Magenau, A.J.D.; Martinez-Castro, N.; Savin, D.A.; Storey, R.F. Polyisobutylene RAFT CTA by a Click Chemistry Site Transformation Approach: Synthesis of Poly(isobutylene-*b*-*N*-isopropylacrylamide). *Macromolecules* **2009**, *42*, 8044–8051. [[CrossRef](#)]
69. Zhang, T.; Wu, V.P.; Pan, X.M.; Zheng, Z.H.; Ding, X.B.; Peng, Y.X. An approach for the surface functionalized gold nanoparticles with pH-responsive polymer by combination of RAFT and click chemistry. *Europ. Polym. J.* **2009**, *45*, 1625–1633. [[CrossRef](#)]
70. Ranjan, R.; Brittain, W.J. Combination of Living Radical Polymerization and Click Chemistry for Surface Modification. *Macromolecules* **2007**, *40*, 6217–6223. [[CrossRef](#)]
71. Puttick, S.; Irvin, D.J.; Licence, P.; Thurecht, K.J. RAFT-functional ionic liquids: Towards understanding controlled free radical polymerisation in ionic liquids. *J. Mater. Chem.* **2009**, *19*, 2679–2682. [[CrossRef](#)]
72. An, Z.S.; Tang, W.; Wu, M.H.; Jiao, Z.; Stucky, G.D. Heterofunctional polymers and core-shell nanoparticles *via* cascade aminolysis/Michael addition and alkyne-azide click reaction of RAFT polymers. *Chem. Commun.* **2008**, 6501–6503. [[CrossRef](#)]
73. Qiu, X.P.; Tanaka, F.; Winnik, F.M. Temperature-Induced Phase Transition of Well-Defined Cyclic Poly(*N*-isopropylacrylamide)s in Aqueous Solution. *Macromolecules* **2007**, *40*, 7069–7071. [[CrossRef](#)]
74. Ladmiral, V.; Legge, T.M.; Zhao, Y.L.; Perrier, S. “Click” Chemistry and Radical Polymerization: Potential Loss of Orthogonality. *Macromolecules* **2008**, *41*, 6728–6732. [[CrossRef](#)]
75. Quémener, D.; Le Hellaye, M.; Bissett, C.; Davis, T.P.; Barner-Kowollik, C.; Stenzel, M.H. Graft block copolymers of propargyl methacrylate and vinyl acetate *via* a combination of RAFT/MADIX and click chemistry: Reaction analysis. *J. Polym. Sci. Part A Polym. Chem.* **2008**, *46*, 155–173. [[CrossRef](#)]
76. Bernard, J.; Save, M.; Arathoon, B.; Charleux, B. Preparation of a xanthate-terminated dextran by click chemistry: Application to the synthesis of polysaccharide-coated nanoparticles *via* surfactant-free *ab initio* emulsion polymerization of vinyl acetate. *J. Polym. Sci. Part A Polym. Chem.* **2008**, *46*, 2845–2857. [[CrossRef](#)]
77. Chen, F.; Cheng, Z.P.; Zhu, J.; Zhang, W.; Zhu, X.L. Synthesis of poly(vinyl acetate) with fluorescence *via* a combination of RAFT/MADIX and “click” chemistry. *Eur. Polym. J.* **2008**, *44*, 1789–1795. [[CrossRef](#)]
78. Akeroyd, N.; Klumperman, B. The combination of living radical polymerization and click chemistry for the synthesis of advanced macromolecular architectures. *Eur. Polym. J.* **2011**, *47*, 1207–1231. [[CrossRef](#)]
79. Mendonca, P.V.; Serra, A.C.; Popov, A.V.; Gulashvili, T.; Coelho, J.F.J. Efficient RAFT polymerization of *N*-(3-aminopropyl)methacrylamide hydrochloride using unprotected “clickable” chain transfer agents. *React. Funct. Polym.* **2014**, *81*, 1–7. [[CrossRef](#)]
80. Hansell, C.F.; Espeel, P.; Stamenovic, M.M.; Barker, I.A.; Dove, A.P.; Du Prez, F.E.; O’Reilly, R.K. Additive-free clicking for polymer functionalization and coupling by tetrazine-norbornene chemistry. *J. Am. Chem. Soc.* **2011**, *133*, 13828–13831. [[CrossRef](#)]
81. Koo, S.P.S.; Stamenovic, M.M.; Prasath, R.A.; Inglis, A.J.; Du Prez, F.E.; Barner-Kowollik, C.; Van Camp, W.; Junkers, T. Limitations of radical thiol-ene reactions for polymer-polymer conjugation. *J. Polym. Sci. Part A Polym. Chem.* **2010**, *48*, 1699–1713. [[CrossRef](#)]
82. Carboni, R.A.; Lindsey, R.V., Jr. Reactions of Tetrazines with Unsaturated Compounds. A New Synthesis of Pyridazines. *J. Am. Chem. Soc.* **1959**, *81*, 4342–4346. [[CrossRef](#)]
83. Vandewalle, S.; Billiet, S.; Driessen, F.; Du Prez, F.E. Macromolecular coupling in seconds of triazolinedione end-functionalized polymers prepared by RAFT polymerization. *ACS Macro Lett.* **2016**, *5*, 766–771. [[CrossRef](#)]
84. Dong, J.; Krasnova, L.; Finn, M.G.; Sharpless, K.B. Sulfur(VI) Fluoride Exchange (SuFEx): Another Good Reaction for Click Chemistry. *Angew. Chem. Int. Ed.* **2014**, *53*, 9430–9448. [[CrossRef](#)]
85. Dong, J.; Sharpless, K.B.; Kwisnek, L.; Oakdale, J.S.; Fokin, V.V. SuFEx-Based Synthesis of Polysulfates. *Angew. Chem. Int. Ed.* **2014**, *53*, 9466–9470. [[CrossRef](#)] [[PubMed](#)]

86. Yatvin, J.; Brooks, K.; Locklin, J. SuFEx on the Surface: A Flexible Platform for Postpolymerization Modification of Polymer Brushes. *Angew. Chem. Int. Ed.* **2015**, *54*, 13370–13373. [[CrossRef](#)]
87. Oakdale, J.S.; Kwisnek, L.; Fokin, V.V. Selective and Orthogonal Post-Polymerization Modification using Sulfur(VI) Fluoride Exchange (SuFEx) and Copper-Catalyzed Azide–Alkyne Cycloaddition (CuAAC) Reactions. *Macromolecules* **2016**, *49*, 4473–4479. [[CrossRef](#)]
88. Chen, W.; Dong, J.; Plate, L.; Mortenson, D.E.; Brighty, G.J.; Li, S.; Liu, Y.; Galmozzi, A.; Lee, P.S.; Hulce, J.J.; et al. Arylfluorosulfates Inactivate Intracellular Lipid Binding Protein(s) through Chemoselective SuFEx Reaction with a Binding Site Tyr Residue. *J. Am. Chem. Soc.* **2016**, *138*, 7353–7364. [[CrossRef](#)]
89. Brendel, J.C.; Martin, L.; Zhang, J.; Perrier, S. SuFEx—a selectively triggered chemistry for fast, efficient and equimolar polymer–polymer coupling reactions. *Polym. Chem.* **2017**, *8*, 7475–7485. [[CrossRef](#)]
90. Wang, P.; Dong, Y.; Lu, X.; Wu, Z.; Chen, H. Combining click sulfur (VI)-fluoride exchange with photoinitiation: A facile, fast, and efficient strategy for postpolymerization modification. *Macromol. Rapid Commun.* **2018**, *39*, 1700523. [[CrossRef](#)] [[PubMed](#)]
91. Sinnwell, S.; Inglis, A.J.; Davis, T.P.; Stenzel, M.H.; Barner-Kowollik, C. An atom-efficient conjugation approach to well-defined block copolymers using RAFT chemistry and hetero Diels–Alder cycloaddition. *Chem. Commun.* **2008**, *17*, 2052–2054. [[CrossRef](#)] [[PubMed](#)]
92. Inglis, A.J.; Stenzel, M.H.; Barner-Kowollik, C. Ultra-fast RAFT-HDA click conjugation: An efficient route to high molecular weight block copolymers. *Macromol. Rapid Commun.* **2009**, *30*, 1792–1798. [[CrossRef](#)]
93. Langer, M.; Mueller, J.O.; Goldmann, A.S.; Schacher, F.H.; Barner-Kowollik, C. α,ω -Reactive building blocks based on a dual functional RAFT agent for thermal and light-induced ligation. *ACS Macro Lett.* **2016**, *5*, 597–601. [[CrossRef](#)]
94. Gody, G.; Rossner, C.; Moraes, J.; Vana, P.; Maschmeyer, T.; Perrier, S. One-Pot RAFT/“Click” Chemistry via Isocyanates: Efficient Synthesis of α -End-Functionalized Polymers. *J. Am. Chem. Soc.* **2012**, *134*, 12596–12603. [[CrossRef](#)] [[PubMed](#)]
95. Boyer, C.; Liu, J.; Bulmus, V.; Davis, T.P.; Barner-Kowollik, C.; Stenzel, M.H. Direct Synthesis of Well-Defined Heterotelechelic Polymers for Bioconjugations. *Macromolecules* **2008**, *41*, 5641–5650. [[CrossRef](#)]
96. Liu, J.; Bulmus, V.; Herlambang, D.L.; Barner-Kowollik, C.; Stenzel, M.H.; Davis, T.P. In Situ Formation of Protein–Polymer Conjugates through Reversible Addition Fragmentation Chain Transfer Polymerization. *Angew. Chem. Int. Ed.* **2007**, *46*, 3099–3103. [[CrossRef](#)] [[PubMed](#)]
97. Heredia, K.L.; Nguyen, T.H.; Chang, C.-W.; Bulmus, V.; Davis, T.P.; Maynard, H.D. Reversible siRNA–polymer conjugates by RAFT polymerization. *Chem. Commun.* **2008**, 3245–3247. [[CrossRef](#)]
98. Boyer, C.; Bulmus, V.; Liu, J.; Davis, T.P.; Stenzel, M.H.; Barner-Kowollik, C. Well-Defined Protein–Polymer Conjugates via *in Situ* RAFT Polymerization. *J. Am. Chem. Soc.* **2007**, *129*, 7145–7154. [[CrossRef](#)]
99. Boyer, C.; Liu, J.; Wong, M.; Tippett, M.; Bulmus, V.; Davis, T.P. Stability and utility of pyridyl disulfide functionality in RAFT and conventional radical polymerizations. *J. Polym. Sci. Part A Polym. Chem.* **2008**, *46*, 7207–7224. [[CrossRef](#)]
100. Liu, J.; Liu, H.; Boyer, C.; Bulmus, V.; Davis, T.P. Approach to peptide decorated micelles via RAFT polymerization. *J. Polym. Sci. Part A Polym. Chem.* **2009**, *47*, 899–912. [[CrossRef](#)]
101. Decker, C.G.; Maynard, H.D. Degradable PEGylated protein conjugates utilizing RAFT polymerization. *Eur. Polym. J.* **2015**, *65*, 305–312. [[CrossRef](#)]
102. Martens, S.; Driessen, F.; Wallyn, S.; Türünc, O.; Du Prez, F.E.; Espeel, P. One-Pot Modular Synthesis of Functionalized RAFT Agents Derived from a Single Thiolactone Precursor. *ACS Macro Lett.* **2016**, *5*, 942–945. [[CrossRef](#)]
103. Pereira, S.O.; Trindade, T.; Barros-Timmons, A. Biofunctional Polymer Coated Au Nanoparticles Prepared via RAFT-Assisted Encapsulating Emulsion Polymerization and Click Chemistry. *Polymers* **2020**, *12*, 1442. [[CrossRef](#)] [[PubMed](#)]
104. Lowe, A.B. End-group functionalization of RAFT-prepared polymers using thiol-X chemistries. In *Thiol-X Chemistries in Polymer and Materials Science*; Lowe, A.B., Bowman, C.N., Eds.; RSC Publishing: London, UK, 2013; Chapter 2; pp. 28–58. [[CrossRef](#)]
105. Duret, D.; Haftek-Terreau, Z.; Carretier, M.; Ladavière, C.; Charreyre, M.-T.; Favier, A. Fluorescent RAFT polymers bearing a nitrilotriacetic acid (NTA) ligand at the α -chainend for the site-specific labeling of histidinetagged proteins. *Polym. Chem.* **2017**, *8*, 1611–1615. [[CrossRef](#)]
106. Lee, I.-H.; Discekici, E.H.; Shankel, S.L.; Anastasaki, A.; Read de Alaniz, J.; Hawker, C.J.; Lunn, D.J. Desulfurization–bromination: Direct chain-end modification of RAFT polymers. *Polym. Chem.* **2017**, *8*, 7188–7194. [[CrossRef](#)]
107. Dao, V.H.; Cameron, N.R.; Saito, K. Synthesis of ultra-high molecular weight ABA triblock copolymers *via* aqueous RAFT-mediated gel polymerisation, end group modification and chain coupling. *Polym. Chem.* **2017**, *8*, 6834–6843. [[CrossRef](#)]
108. Espeel, P.; Du Prez, F. One-pot multi-step reactions based on thiolactone chemistry: A powerful synthetic tool in polymer science. *Eur. Polym. J.* **2015**, *62*, 247–272. [[CrossRef](#)]
109. Qui, X.; Winnik, F.M. Facile and Efficient One-Pot Transformation of RAFT Polymer End Groups via a Mild Aminolysis/Michael Addition Sequence. *Macromol. Rapid Commun.* **2006**, *27*, 1648–1653. [[CrossRef](#)]
110. Zhang, Q.; Voorhaar, L.; Geest, B.G.D.; Hoogenboom, R. One-Pot Preparation of Inert Well-Defined Polymers by RAFT Polymerization and *In Situ* End Group Transformation. *Macromol. Rapid Commun.* **2015**, *36*, 1177–1183. [[CrossRef](#)]
111. Xu, L.; He, J.; Fan, D.; Wang, X.; Yang, Y. Aminolysis of Polymers with Thiocarbonylthio Termini Prepared by RAFT Polymerization: The Difference between Polystyrene and Polymethacrylates. *Macromolecules* **2006**, *39*, 8616–8624. [[CrossRef](#)]
112. Langlais, M.; Coutelier, O.; Destarac, M. Thiolactone-Functional Reversible Deactivation Radical Polymerization Agents for Advanced Macromolecular Engineering. *Macromolecules* **2018**, *51*, 4315–4324. [[CrossRef](#)]

113. Glaria, A.; Beija, M.; Bordes, R.; Desterac, M.; Marty, J. Understanding the Role of ω -End Groups and Molecular Weight in the Interaction of PNIPAM with Gold Surfaces. *Chem. Mater.* **2013**, *25*, 1868–1876. [[CrossRef](#)]
114. Espeel, P.; Goethals, F.; Du Prez, F.E. One-Pot Multistep Reactions Based on Thiolactones: Extending the Realm of Thiol–Ene Chemistry in Polymer Synthesis. *J. Am. Chem. Soc.* **2011**, *133*, 1678–1681. [[CrossRef](#)] [[PubMed](#)]
115. Wu, Y.; Zhou, Y.; Zhu, J.; Zhang, W.; Pan, X.; Zhang, Z.; Zhu, X. Fast conversion of terminal thiocarbonylthio groups of RAFT polymers to “clickable” thiol groups via versatile sodium azide. *Polym. Chem.* **2014**, *5*, 5546–5550. [[CrossRef](#)]
116. Harvison, M.A.; Davis, T.P.; Lowe, A.B. Macromolecular thiolysis of oxiranes: End-group modification of RAFT prepared homopolymers. *Polym. Chem.* **2011**, *2*, 1347–1354. [[CrossRef](#)]
117. Shen, W.; Qui, Q.; Wang, Y.; Miao, M.; Li, B.; Zngang, T.; Cao, A.; An, Z. Hydrazine as a Nucleophile and Antioxidant for Fast Aminolysis of RAFT Polymers in Air. *Macromol. Rapid Commun.* **2010**, *31*, 1444–1448. [[CrossRef](#)]
118. Shan, J.; Nuopponen, M.; Jiang, H.; Kauppinen, E.; Tenhu, H. Preparation of Poly(*N*-isopropylacrylamide)-Monolayer-Protected Gold Clusters: Synthesis Methods, Core Size, and Thickness of Monolayer. *Macromolecules* **2003**, *36*, 4526–4533. [[CrossRef](#)]
119. Lee, C.-U.; Roy, D.; Sumerlin, B.S.; Dadmun, M.D. Facile synthesis of thiol-terminated poly(styrene-*ran*-vinyl phenol) (PSVPh) copolymers via reversible addition-fragmentation chain transfer (RAFT) polymerization and their use in the synthesis of gold nanoparticles with controllable hydrophilicity. *Polymer* **2010**, *51*, 1244–1251. [[CrossRef](#)]
120. Yu, S.H.; Hu, J.; Ercole, F.; Truong, N.P.; Davis, T.P.; Whittaker, M.R.; Quinn, J.F. Transformation of RAFT Polymer End Groups into Nitric Oxide Donor Moieties: En Route to Biochemically Active Nanostructures. *ACS Macro Lett.* **2015**, *4*, 1278–1282. [[CrossRef](#)]
121. Yang, K.; Huang, X.; Zhu, M.; Xie, L.; Tanaka, T.; Jiang, P. Combining RAFT Polymerization and Thiol–Ene Click Reaction for Core–Shell Structured Polymer@BaTiO₃ Nanodielectrics with High Dielectric Constant, Low Dielectric Loss, and High Energy Storage Capability. *ACS Appl. Mater. Interfaces* **2014**, *6*, 1812–1822. [[CrossRef](#)] [[PubMed](#)]
122. Llauro, M.-F.; Loiseau, J.; Boisson, F.; Delolme, F.; Ladavier, C. Unexpected end-groups of poly(acrylic acid) prepared by RAFT polymerization. *J. Polym. Sci. Part A Polym. Chem.* **2004**, *42*, 5439–5462. [[CrossRef](#)]
123. Levit, M.; Zashikhina, N.; Dobrodumov, A.; Kashina, A.; Tarasenko, I.; Panarin, E.; Fiorucci, S.; Korzhikova-Vlakh, E.; Tennikova, T. Synthesis and characterization of well-defined poly(2-deoxy-2-methacrylamido-D-glucose) and its biopotential block copolymers via RAFT and ROP polymerization. *Eur. Polym. J.* **2018**, *105*, 26–37. [[CrossRef](#)]
124. Litmanovich, E.A.; Bekanova, M.Z.; Shandryuk, G.A.; Chernikova, E.V.; Talroze, R.V. “Macromolecules–ghosts” in dynamic light scattering analysis: An approach to study interaction between CdSe quantum dots and RAFT-based poly(methyl methacrylate). *Polymer* **2018**, *142*, 1–10. [[CrossRef](#)]
125. Lowe, A.B.; Sumerlin, B.S.; Donovan, M.S.; McCormick, C.L. Facile Preparation of Transition Metal Nanoparticles Stabilized by Well-Defined (Co)polymers Synthesized via Aqueous Reversible Addition-Fragmentation Chain Transfer Polymerization. *J. Am. Chem. Soc.* **2002**, *124*, 11562–11563. [[CrossRef](#)] [[PubMed](#)]
126. Sumerlin, B.S.; Lowe, A.B.; Stroud, P.A.; Zhang, P.; Urban, M.W.; McCormick, C.L. Modification of Gold Surfaces with Water-Soluble (Co)polymers Prepared via Aqueous Reversible Addition-Fragmentation Chain Transfer (RAFT) Polymerization. *Langmuir* **2003**, *19*, 5559–5562. [[CrossRef](#)]
127. Scales, C.W.; Convertine, A.J.; McCormick, C.L. Fluorescent Labeling of RAFT-Generated Poly(*N*-isopropylacrylamide) via a Facile Maleimide–Thiol Coupling Reaction. *Biomacromolecules* **2006**, *7*, 1389–1392. [[CrossRef](#)]
128. Shan, J.; Zhao, Y.; Granqvist, N.; Tenhu, H. Thermoresponsive Properties of *N*-Isopropylacrylamide Oligomer Brushes Grafted to Gold Nanoparticles: Effects of Molar Mass and Gold Core Size. *Macromolecules* **2009**, *42*, 2696–2701. [[CrossRef](#)]
129. Zhu, M.-Q.; Wang, L.-Q.; Exarhos, G.J.; Li, A.D.Q. Thermosensitive Gold Nanoparticles. *J. Am. Chem. Soc.* **2004**, *126*, 2656–2657. [[CrossRef](#)]
130. Gibson, M.I.; Fröhlich, E.; Klok, H.-A. Postpolymerization modification of poly(pentafluorophenyl methacrylate): Synthesis of a diverse water-soluble polymer library. *J. Polym. Sci. Part A Polym. Chem.* **2009**, *47*, 4332–4345. [[CrossRef](#)]
131. Nishi, H.; Kobatake, S. Reduction Reaction to Thiol Group of Dithiobenzoate End Group in Polystyrene Polymerized by Reversible Addition–Fragmentation Chain Transfer. *Chem. Lett.* **2008**, *37*, 630–631. [[CrossRef](#)]
132. Spruell, J.M.; Levy, B.A.; Sutherland, A.; Dichtel, W.R.; Cheng, J.Y.; Stoddart, J.F. Facile postpolymerization end-modification of RAFT polymers. *J. Polym. Sci. Part A Polym. Chem.* **2009**, *47*, 346–356. [[CrossRef](#)]
133. Yu, B.; Chan, J.W.; Hoyle, C.E.; Lowe, A.B. Sequential thiol-ene/thiol-ene and thiol-ene/thiol-yne reactions as a route to well-defined mono and bis end-functionalized poly(*N*-isopropylacrylamide). *J. Polym. Sci. Part A Polym. Chem.* **2009**, *47*, 3544–3557. [[CrossRef](#)]
134. Lima, V.; Jiang, X.L.; Brokken-Zijp, J.; Schoenmakers, P.J.; Klumperman, B.; van der Linde, R. Synthesis and characterization of telechelic polymethacrylates via RAFT polymerization. *J. Polym. Sci. Part A Polym. Chem.* **2005**, *43*, 959–973. [[CrossRef](#)]
135. Gemici, H.; Legge, T.M.; Whittaker, M.; Monteiro, M.J.; Perrier, S. Original approach to multiblock copolymers via reversible addition–fragmentation chain transfer polymerization. *J. Polym. Sci. Part A Polym. Chem.* **2007**, *45*, 2334–2340. [[CrossRef](#)]
136. Wang, Z.M.; He, J.P.; Tao, Y.F.; Yang, L.; Jiang, H.J.; Yang, Y.L. Controlled Chain Branching by RAFT-Based Radical Polymerization. *Macromolecules* **2003**, *20*, 7446–7452. [[CrossRef](#)]
137. Chang, C.-W.; Bays, E.; Tao, L.; Alconcel, S.N.S.; Maynard, H.D. Differences in cytotoxicity of poly(PEGA)s synthesized by reversible addition–fragmentation chain transfer polymerization. *Chem. Commun.* **2009**, 3580–3582. [[CrossRef](#)]
138. Carlson, J.S.; Hill, M.R.; Young, T.; Costanzo, P.J. Novel polymer coupling chemistry based upon latent cysteine-like residues and thiazolidine chemistry. *Polym. Chem.* **2010**, *1*, 1423–1426. [[CrossRef](#)]

139. You, Y.-Z.; Manickam, D.S.; Zhou, Q.-H.; Oupicky, D. A Versatile Approach to Reducible Vinyl Polymers via Oxidation of Telechelic Polymers Prepared by Reversible Addition Fragmentation Chain Transfer Polymerization. *Biomacromolecules* **2007**, *8*, 2038–2044. [[CrossRef](#)]
140. Patton, D.L.; Advincula, R.C. A Versatile Synthetic Route to Macromonomers via RAFT Polymerization. *Macromolecules* **2006**, *39*, 8674–8683. [[CrossRef](#)]
141. Xu, J.; Tao, L.; Boyer, C.; Lowe, A.B.; Davis, T.P. Combining Thio–Bromo “Click” Chemistry and RAFT Polymerization: A Powerful Tool for Preparing Functionalized Multiblock and Hyperbranched Polymers. *Macromolecules* **2010**, *43*, 20–24. [[CrossRef](#)]
142. Kim, B.J.; Bang, J.; Hawker, C.J.; Chiu, J.J.; Pine, D.; Jang, S.G.; Yang, S.-M.; Kramer, E.J. Creating Surfactant Nanoparticles for Block Copolymer Composites through Surface Chemistry. *Langmuir* **2007**, *23*, 12693–12703. [[CrossRef](#)]
143. Goldmann, A.S.; Walther, A.; Nebhani, L.; Joso, R.; Ernst, D.; Loos, K. Surface Modification of Poly(divinylbenzene) Microspheres via Thiol–Ene Chemistry and Alkyne–Azide Click Reactions. *Macromolecules* **2009**, *42*, 3707–3714. [[CrossRef](#)]
144. Segui, F.; Qui, X.-P.; Winnik, F.M. An efficient synthesis of telechelic poly (*N*-isopropylacrylamides) and its application to the preparation of α,ω -dicholesteryl and α,ω -dipyrenyl polymers. *J. Polym. Sci. Part A Polym. Chem.* **2008**, *46*, 314–326. [[CrossRef](#)]
145. Qui, X.-P.; Winnik, F.M. Synthesis of α,ω -Dimercapto Poly(*N*-isopropylacrylamides) by RAFT Polymerization with a Hydrophilic Difunctional Chain Transfer Agent. *Macromolecules* **2007**, *40*, 872–878. [[CrossRef](#)]
146. Ezhov, A.A.; Karpov, O.N.; Merekalov, A.S.; Abramchuk, S.S.; Bondarenko, G.N.; Talroze, R.V. Quantum dots-Polymer composites and the influence of gold nanoparticles on photoluminescence of polymer composite films. *J. Luminesc.* **2020**, *220*, 116992. [[CrossRef](#)]
147. Malic, N.; Evans, R.A. Synthesis of Carboxylic Acid and Ester Mid-Functionalized Polymers using RAFT Polymerization and ATRP. *Aust. J. Chem.* **2006**, *59*, 763–771. [[CrossRef](#)]
148. Kulkarni, S.; Schili, C.; Grin, B.; Muller, A.H.E.; Hoffmann, A.S.; Stayton, P.S. Controlling the Aggregation of Conjugates of Streptavidin with Smart Block Copolymers Prepared via the RAFT Copolymerization Technique. *Biomacromolecules* **2006**, *7*, 2736–2741. [[CrossRef](#)]
149. Zelikin, A.N.; Suck, G.K.; Postma, A.; Caruso, F. Poly(vinylpyrrolidone) for Bioconjugation and Surface Ligand Immobilization. *Biomacromolecules* **2007**, *8*, 2950–2953. [[CrossRef](#)]
150. Holbein, B.E.; Ang, M.T.C.; Palaskar, D.V.; Satyanarayana, G.; Reddy, S.V.B.; Ali, S. Polymeric metal chelating compositions and methods of preparing same for controlling growth and activities of living cells and organisms. US Patent 2019016 9126A1, 2012.
151. Shimoni, O.; Postma, A.; Yan, Y.; Scott, A.M.; Heath, J.K.; Nice, E.C.; Zelikin, A.N.; Caruso, F. Macromolecule functionalization of disulfide-bonded polymer hydrogel capsules and cancer cell targeting. *ACS Nano* **2012**, *6*, 1463–1472. [[CrossRef](#)]
152. Kulkarni, S.; Schili, C.; Muller, A.H.E.; Hoffmann, A.S.; Stayton, P.S. Reversible Meso-Scale Smart Polymer–Protein Particles of Controlled Sizes. *Bioconj. Chem.* **2004**, *15*, 747–753. [[CrossRef](#)]
153. Le Neindre, M.; Magny, B.; Nicolay, R. Evaluation of thiocarbonyl and thioester moieties as thiol protecting groups for controlled radical polymerization. *Polym. Chem.* **2013**, *4*, 5577–5584. [[CrossRef](#)]
154. Desmet, G.B.; D’hooge, D.R.; Sabbe, M.K.; Reyniers, M.-F.; Marin, G.B. Computational Investigation of the Aminolysis of RAFT Macromolecules. *J. Org. Chem.* **2016**, *81*, 11626–11634. [[CrossRef](#)] [[PubMed](#)]
155. Lewis, R.W.; Evans, R.A.; Malic, N.; Saito, K.; Cameron, N.R. Cleavage of macromolecular RAFT chain transfer agents by sodium azide during characterization by aqueous GPC. *Polym. Chem.* **2017**, *8*, 3702–3711. [[CrossRef](#)]
156. Leon, N.H.; Asquith, R.S. Preparation of dithioesters by ester interchange and the PMR spectral properties of these compounds. *Tetrahedron* **1970**, *26*, 1719–1725. [[CrossRef](#)]
157. Chernikova, E.; Morozov, A.; Leonova, K.; Garina, E.; Golubev, V.; Bui, C.; Charleux, B. Controlled Free-Radical Polymerization of *n*-Butyl Acrylate by Reversible Addition–Fragmentation Chain Transfer in the Presence of *tert*-Butyl Dithiobenzoate. A Kinetic Study. *Macromolecules* **2004**, *37*, 6329–6339. [[CrossRef](#)]
158. Chernikova, E.V.; Tarasenko, A.V.; Garina, E.S.; Golubev, V.B. Controlled radical polymerization of styrene mediated by dithiobenzoates as reversible addition-fragmentation chain-transfer agents. *Polym. Sci. Ser. A* **2006**, *48*, 1046–1057. [[CrossRef](#)]
159. Cerda, M.M.; Newton, T.D.; Zhao, Y.; Collins, B.K.; Hendon, C.H.; Pluth, M.D. Dithioesters: Simple, tunable, cysteine-selective H₂S donors. *Chem. Sci.* **2019**, *10*, 1773–1779. [[CrossRef](#)]
160. Urquhart, M.C.; Dao, N.V.; Ercole, F.; Boyd, B.J.; Davis, T.P.; Whittaker, M.R.; Quinn, J.F. Polymers with Dithiobenzoate End Groups Constitutively Release Hydrogen Sulfide upon Exposure to Cysteine and Homocysteine. *ACS Macro Lett.* **2020**, *9*, 553–557. [[CrossRef](#)]
161. Destarac, M.; Kalai, C.; Wilczewska, A.; Petit, L.; Gramberen, E.V.; Zard, S.Z. Various strategies for the chemical transformation of xanthate-functional chain termini in MADIX copolymers. *Control./Living Radic. Polym. ACS Symp. Ser.* **2006**, *944*, 564–577. [[CrossRef](#)]
162. Postma, A.; Davis, T.P.; Li, G.; Moad, G.; O’Shea, M.S. RAFT Polymerization with Phthalimidomethyl Trithiocarbonates or Xanthates. On the Origin of Bimodal Molecular Weight Distributions in Living Radical Polymerization. *Macromolecules* **2006**, *39*, 5307–5318. [[CrossRef](#)]
163. Coutelier, O.; Bliidi, I.; Destarac, M. Xanthate-derived mercaptophosphonates for thiol-ene modification of styrene-butadiene rubber. *Eur. Polym. J.* **2021**, *151*, 110419. [[CrossRef](#)]
164. Wu, J.; Huang, C.; Liang, W.; Wu, Y.; Yu, J.; Chen, H. Reactive Polymer Coatings: A General Route to Thiol-ene and Thiol-yne Click Reactions. *Macromol. Rapid Commun.* **2012**, *33*, 922–927. [[CrossRef](#)] [[PubMed](#)]

165. Postma, A.; Davis, T.P.; Moad, G.; O'Shea, M.S. Thermolysis of RAFT-Synthesized Polymers. A Convenient Method for Trithiocarbonate Group Elimination. *Macromolecules* **2005**, *38*, 5371–5374. [[CrossRef](#)]
166. Patton, D.L.; Mullings, M.; Fulghum, T.; Advincula, R.C. A Facile Synthesis Route to Thiol-Functionalized α,ω -Telechelic Polymers via Reversible Addition Fragmentation Chain Transfer Polymerization. *Macromolecules* **2005**, *38*, 8597–8602. [[CrossRef](#)]
167. Chong, B.; Moad, G.; Rizzardo, E.; Skidmore, M.; Thang, S.H. Thermolysis of RAFT-Synthesized Poly(Methyl Methacrylate). *Aust. J. Chem.* **2006**, *59*, 755–762. [[CrossRef](#)]
168. Altintas, O.; Riazi, K.; Lee, R.; Lin, C.Y.; Coote, M.L.; Wilhelm, M.; Barner-Kowollik, C. RAFT-based Polystyrene and Polyacrylate Melts under Thermal and Mechanical Stress. *Macromolecules* **2013**, *46*, 8079–8091. [[CrossRef](#)]
169. Altintas, O.; Abbasi, M.; Riazi, K.; Goldmann, A.S.; Dingenouts, N.; Wilhelm, M.; Barner-Kowollik, C. Stability of star-shaped RAFT polystyrenes under mechanical and thermal stress. *Polym. Chem.* **2014**, *5*, 5009–5019. [[CrossRef](#)]
170. Chernikova, E.V.; Plutalova, A.V.; Garina, E.S.; Vishnevetsky, D.V. Thermal stability of styrene/*n*-butyl acrylate RAFT-based copolymers. *Polym. Chem.* **2016**, *7*, 3622–3632. [[CrossRef](#)]
171. Stace, S.J.; Fellows, C.M.; Moad, G.; Keddie, D.J. Effect of the Z- and Macro-R-Group on the Thermal Desulfurization of Polymers Synthesized with Acid/Base “Switchable” Dithiocarbamate RAFT Agents. *Macromol. Rapid Commun.* **2018**, *39*, 1800228. [[CrossRef](#)]
172. Xu, J.; He, J.; Fan, D.; Tang, W.; Yang, Y. Thermal Decomposition of Dithioesters and Its Effect on RAFT Polymerization. *Macromolecules* **2006**, *39*, 3753–3759. [[CrossRef](#)]
173. Zhou, Y.; He, J.; Li, C.; Hong, L.; Yang, Y. Dependence of Thermal Stability on Molecular Structure of RAFT/MADIX Agents: A Kinetic and Mechanistic Study. *Macromolecules* **2011**, *44*, 8446–8457. [[CrossRef](#)]
174. Hornung, C.H.; Postma, A.; Saubern, S.; Chiefari, J. Sequential flow process for the controlled polymerisation and thermolysis of RAFT-synthesised polymers. *Polymer* **2014**, *55*, 1427–1435. [[CrossRef](#)]
175. Bressy, C.; Ngo, V.G.; Margaillan, A. A first insight into the thermal degradation mechanism of silylated methacrylic homopolymers synthesized via the RAFT process. *Polym. Degrad. Stab.* **2013**, *98*, 115–121. [[CrossRef](#)]
176. DePuy, C.H.; King, R.W. Pyrolytic Cis Eliminations. *Chem. Rev.* **1960**, *60*, 431–457. [[CrossRef](#)]
177. Bekanova, M.Z.; Neumolotov, N.K.; Jablanovic, A.D.; Plutalova, A.V.; Chernikova, E.V.; Kudryavtsev, Y.V. Thermal stability of RAFT-based poly(methyl methacrylate): A kinetic study of the dithiobenzoate and trithiocarbonate end-group effect. *Polym. Degrad. Stab.* **2019**, *164*, 18–27. [[CrossRef](#)]
178. Legge, T.M.; Slark, A.T.; Perrier, S. Thermal Stability of Reversible Addition–Fragmentation Chain Transfer/Macromolecular Architecture Design by Interchange of Xanthates Chain-Transfer Agents. *J. Polym. Sci. Part A Polym. Chem.* **2006**, *44*, 6980–6987. [[CrossRef](#)]
179. Zhang, X.; Jiang, J.; Zhang, Y. Liquid-phase catalytic thermal cleavage of thiocarbonylthio end-groups for polymers synthesized by RAFT polymerization: Influences of different solvents. *J. Appl. Polym. Sci.* **2016**, *133*, 43992. [[CrossRef](#)]
180. Roy, S.G.; Bauri, K.; Pal, S.; Goswami, A.; Madras, G.; De, P. Synthesis, characterization and thermal degradation of dual temperature- and pH-sensitive RAFT-made copolymers of *N,N*-(dimethylamino)ethyl methacrylate and methyl methacrylate. *Polym. Int.* **2013**, *62*, 463. [[CrossRef](#)]
181. Chugaev, L. Ueber eine neue Methode zur Darstellung ungesättigter Kohlenwasserstoffe. *Ber. Dtsch. Chem. Ges.* **1899**, *32*, 3332–3335. [[CrossRef](#)]
182. Soeriyadi, A.H.; Boyer, C.; Burns, J.; Becer, C.R.; Whittaker, M.R.; Haddleton, D.M.; Davis, T.P. High fidelity vinyl terminated polymers by combining RAFT and cobaltcatalytic chain transfer (CCT) polymerization methods. *Chem. Commun.* **2010**, *46*, 6338–6340. [[CrossRef](#)] [[PubMed](#)]
183. Perrier, S.; Takolpuckdee, P.; Mars, C.A. Reversible Addition–Fragmentation Chain Transfer Polymerization: End Group Modification for Functionalized Polymers and Chain Transfer Agent Recovery. *Macromolecules* **2005**, *38*, 2033–2036. [[CrossRef](#)]
184. Chong, Y.K.; Moad, G.; Rizzardo, E.; Thang, S.H. Thiocarbonylthio End Group Removal from RAFT-Synthesized Polymers by Radical-Induced Reduction. *Macromolecules* **2007**, *40*, 4446–4455. [[CrossRef](#)]
185. Chen, M.; Moad, G.; Rizzardo, E. Thiocarbonylthio end group removal from RAFT-synthesized polymers by a radical-induced process. *J. Polym. Sci. Part A Polym. Chem.* **2009**, *47*, 6704–6714. [[CrossRef](#)]
186. Vo, C.-D.; Rosselgong, J.; Armes, S.P.; Tirelli, N. Stimulus-responsive polymers based on 2-hydroxypropyl acrylate prepared by RAFT polymerization. *J. Polym. Sci. Part A Polym. Chem.* **2010**, *48*, 2032–2043. [[CrossRef](#)]
187. Bekanova, M.Z.; Neumolotov, N.K.; Jablanovic, A.D.; Plutalova, A.V.; Chernikova, E.V. Radical Replacement of the Dithiocarbonyl Group of Poly(methyl methacrylate) Obtained by Reversible Addition–Fragmentation Chain Transfer Polymerization. *Polym. Sci. Ser. C.* **2019**, *61*, 188–199. [[CrossRef](#)]
188. Scheibe, P.; Barz, M.; Hemmelmann, M.; Zentel, R. Langmuir–Blodgett Films of Biocompatible Poly(HPMA)-*block*-poly(lauryl methacrylate) and Poly(HPMA)-*random*-poly(lauryl methacrylate): Influence of Polymer Structure on Membrane Formation and Stability. *Langmuir* **2010**, *26*, 5661–5669. [[CrossRef](#)]
189. Tanaka, S.; Nishida, H.; Endo, T. Miscibility of Polystyrene with One Hydroxystyrene Chain End into Poly(butyl methacrylate). *Macromolecules* **2009**, *42*, 293–298. [[CrossRef](#)]
190. Zhou, Y.; Jiang, K.; Song, Q.; Liu, S. Thermo-Induced Formation of Unimolecular and Multimolecular Micelles from Novel Double Hydrophilic Multiblock Copolymers of *N,N*-Dimethylacrylamide and *N*-Isopropylacrylamide. *Langmuir* **2007**, *23*, 13076–13084. [[CrossRef](#)] [[PubMed](#)]

191. Zhang, X.; Li, J.; Li, W.; Zhang, A. Synthesis and Characterization of Thermo- and pH-Responsive Double-Hydrophilic Diblock Copolypeptides. *Biomacromolecules* **2007**, *8*, 3557–3567. [CrossRef]
192. Tong, Y.-Y.; Dong, Y.-Q.; Du, F.-S.; Li, Z.-C. Block Copolymers of Poly(ethylene oxide) and Poly(vinyl alcohol) Synthesized by the RAFT Methodology. *J. Polym. Sci. Part A Polym. Chem.* **2009**, *47*, 1901–1910. [CrossRef]
193. Zhang, W.; Yan, Y.; Zhu, X.; Qui, Y.; Cheng, Z.; Zhu, J.; Zhang, Z. Chlorodithiocarbamate-Mediated RAFT Polymerization: A Novel Synthetic Method for ATRP Macroinitiators. *Macromol. React. Eng.* **2010**, *4*, 264–271. [CrossRef]
194. Charmot, D.; Piotti, M. Removal of the Thiocarbonylthio or Thiophosphorylthio End Group of Polymers and Further Functionalization Thereof (Symyx Technologies, Inc.). US Patent 691,940,9B2, 2005. Available online: <https://patents.google.com/patent/US6919409B2/en> (accessed on 10 January 2022).
195. Bohec, M.L.; Pioge, S.; Pascual, S.; Fontaine, L. Heterofunctional RAFT-derived PNIPAM via cascade trithiocarbonate removal and thiol-yne coupling click reaction. *J. Polym. Sci. Part A Polym. Chem.* **2017**, *55*, 3597–3606. [CrossRef]
196. Kinoshita, K.; Takami, T.; Mori, Y.; Uchida, Y.; Murakami, Y. RAFT-based synthesis and the gelation property of telechelic polymers that can immobilize biomacromolecules. *J. Polym. Sci. Part A Polym. Chem.* **2017**, *55*, 1356–1365. [CrossRef]
197. Roth, P.J.; Wiss, K.T.; Zentel, R.; Theato, P. Synthesis of Reactive Telechelic Polymers Based on Pentafluorophenyl Esters. *Macromolecules* **2008**, *41*, 8513–8519. [CrossRef]
198. Heredia, K.L.; Grover, G.N.; Tao, L.; Maynard, H.D. Synthesis of Heterotelechelic Polymers for Conjugation of Two Different Proteins. *Macromolecules* **2009**, *42*, 2360–2367. [CrossRef]
199. Sun, L.; Zhou, Y.; Zhou, X.; Ma, L.; Wang, B.; Yu, C.-Y.; Wei, H. Synthesis of a triple-responsive double hydrophilic block copolymer prodrug using a reducible RAFT-ATRP double-head agent. *ACS Appl. Polym. Mater.* **2020**, *2*, 2126–2133. [CrossRef]
200. Jin, Y.; Zhu, J.; Zhang, Z.; Cheng, Z.; Zhang, W.; Zhu, X. Synthesis and characterizations of 1,2,3-triazole containing polymers via reversible addition-fragmentation chain transfer (RAFT) polymerization. *Eur. Polym. J.* **2008**, *44*, 1743–1751. [CrossRef]
201. Yan, Y.; Zhang, J.; Qiao, Y.; Tang, C. Facile preparation of cobaltocenium-containing polyelectrolyte via click chemistry and RAFT polymerization. *Macromol. Rapid Commun.* **2014**, *35*, 254–259. [CrossRef]
202. Wu, D.; Song, X.; Tang, T.; Zhao, H. Macromolecular brushes synthesized by “grafting from” approach based on “click chemistry” and RAFT polymerization. *J. Polym. Sci. Part A Polym. Chem.* **2010**, *48*, 443–453. [CrossRef]
203. Li, Y.; Yang, J.; Benicewicz, B.C. Well-controlled polymerization of 2-azidoethyl methacrylate at near room temperature and click functionalization. *J. Polym. Sci. Part A Polym. Chem.* **2007**, *45*, 4300–4308. [CrossRef]
204. Li, G.; Wang, H.; Zheng, H.; Bai, R. Room-temperature RAFT copolymerization of 2-chloroallyl azide with methyl acrylate and versatile applications of the azide copolymers. *J. Polym. Sci. Part A Polym. Chem.* **2010**, *48*, 1348–1356. [CrossRef]
205. Ebbesen, M.F.; Schaffert, D.H.; Crowley, M.L.; Oupicky, D.; Howard, K.A. Synthesis of click-reactive HPMA copolymers using RAFT polymerization for drug delivery applications. *J. Polym. Sci. Part A Polym. Chem.* **2013**, *51*, 5091–5099. [CrossRef]
206. Tian, J.; Xiao, C.; Huang, B.; Wang, C.; Zhang, W. Janus macromolecular brushes for synergistic cascade-amplified photodynamic therapy and enhanced chemotherapy. *Acta Biomater.* **2020**, *101*, 495–506. [CrossRef]
207. Thankappan, H.; Semsarilar, M.; Li, S.; Chang, Y.; Bouyer, D.; Quémener, D. Synthesis of block copolymer brush by RAFT and click chemistry and its self-assembly as a thin film. *Molecules* **2020**, *25*, 4774. [CrossRef] [PubMed]
208. Islam, M.R.; Bach, L.G.; Park, J.M.; Hong, S.-S.; Lim, K.T. Synthesis and characterization of poly(HEMA-co-MMA)-g-POSS nanocomposites by combination of reversible addition fragmentation chain transfer polymerization and click chemistry. *J. Appl. Polym. Sci.* **2013**, *127*, 1569–1577. [CrossRef]
209. Bach, L.G.; Cao, X.T.; Islam, M.R.; Jeong, Y.T.; Kim, J.S.; Lim, K.T. Synthesis and characterization of multiwalled carbon nanotubes/poly(HEMA-co-MMA) by utilizing click chemistry. *J. Nanosci. Nanotechnol.* **2016**, *16*, 2975–2978. [CrossRef]
210. Li, Y.; Benicewicz, B.C. Functionalization of silica nanoparticles via the combination of surface-initiated RAFT polymerization and click reactions. *Macromolecules* **2008**, *41*, 7986–7992. [CrossRef]
211. Zhang, W.; Zhang, W.; Zhang, Z.; Zhu, J.; Zhu, X. SET-RAFT Polymerization of propargyl methacrylate and a one-pot/one-step preparation of side-chain functionalized polymers via combination of SET-RAFT and click chemistry. *Macromol. Rapid Commun.* **2010**, *31*, 1354–1358. [CrossRef]
212. Lu, J.; Zhang, W.; Richards, S.-J.; Gibson, M.I.; Chen, G. Glycopolymer-coated gold nanorods synthesised by a one pot copper(0) catalyzed tandem RAFT/click reaction. *Polym. Chem.* **2014**, *5*, 2326–2332. [CrossRef]
213. Wang, J.; Wang, X.; Xue, W.; Chen, G.; Zhang, W.; Zhu, X. Initiator and photocatalyst-free visible light induced one-pot reaction: Concurrent RAFT polymerization and CuAAC click reaction. *Macromol. Rapid Commun.* **2016**, *37*, 799–804. [CrossRef]
214. Shen, Q.; Zhang, J.; Zhang, S.; Hao, Y.; Zhang, W.; Zhang, W.; Chen, G.; Zhang, Z.; Zhu, X. Facile One-Pot/One-Step Technique for Preparation of Side-Chain Functionalized Polymers: Combination of SET-RAFT Polymerization of Azide Vinyl Monomer and Click Chemistry. *J. Polym. Sci. Part A Polym. Chem.* **2012**, *50*, 1120–1126. [CrossRef]
215. Li, Z.; Kosuri, S.; Foster, H.; Cohen, J.; Jumeaux, C.; Stevens, M.M.; Champan, R.; Gormley, A.J. A dual wavelength polymerization and bioconjugation strategy for high throughput synthesis of multivalent ligands. *J. Am. Chem. Soc.* **2019**, *141*, 19823–19830. [CrossRef] [PubMed]
216. Bousquet, A.; Barner-Kowollik, C.; Davis, T.P.; Stenzel, M.H. Synthesis of comb polymers via grafting-onto macromolecules bearing pendant diene groups via the hetero-Diels-Alder-RAFT click concept. *J. Polym. Sci. Part A Polym. Chem.* **2010**, *48*, 1772–1781. [CrossRef]

217. Bousquet, A.; Boyer, C.; Davis, T.P.; Stenzel, M.H. Electrostatic assembly of functional polymer combs onto gold nanoparticle surfaces: Combining RAFT, click and LbL to generate new hybrid nanomaterials. *Polym. Chem.* **2010**, *1*, 1186–1195. [[CrossRef](#)]
218. Huang, J.; Xiao, Z.; Liang, H.; Lu, J. Star graft copolymer via grafting-onto strategy using a combination of reversible addition–fragmentation chain transfer arm-first technique and aldehyde–aminoxy click reaction. *Polym. Int.* **2014**, *63*, 1122–1128. [[CrossRef](#)]
219. Moraes, J.; Maschmeyer, T.; Perrier, S. “Clickable” polymers via a combination of RAFT polymerization and isocyanate chemistry. *J. Polym. Sci. Part A Polym. Chem.* **2011**, *49*, 2771–2782. [[CrossRef](#)]
220. Flores, J.D.; Shin, J.; Hoyle, C.E.; McCormick, C.L. Direct RAFT polymerization of an unprotected isocyanate-containing monomer and subsequent structopendant functionalization using “click”-type reactions. *Polym. Chem.* **2010**, *1*, 213–220. [[CrossRef](#)]
221. Flores, J.D.; Treat, N.J.; York, A.W.; McCormick, C.L. Facile, modular transformations of RAFT block copolymers via sequential isocyanate and thiol-ene reactions. *Polym. Chem.* **2011**, *2*, 1976–1985. [[CrossRef](#)]
222. Wang, X.; Li, L.; Luo, Y.; Shi, H.; Li, J.; Zhao, X. Comb-shaped glycopolymer/peptide bioconjugates by combination of RAFT polymerization and thiol-ene “click” chemistry. *Macromol. Biosci.* **2012**, *12*, 1575–1582. [[CrossRef](#)]
223. Zhang, C.; Liu, Z.; Wang, H.; Feng, X.; He, C. Novel anti-biofouling soft contact lens: L-cysteine conjugated amphiphilic conetworks via RAFT and thiol-ene click chemistry. *Macromol. Biosci.* **2017**, *17*, 1600444. [[CrossRef](#)] [[PubMed](#)]
224. Yang, H.; Cai, Z.; Liu, H.; Cao, Z.; Xia, Y.; Ma, W.; Gong, F.; Tao, G.; Liu, C. Tailoring the surface of attapulgit by combining redox-initiated RAFT polymerization with alkynyl-thiol click reaction for polycarbonate nanocomposites: Effect of polymer brush chain length on mechanical, thermal and rheological properties. *Mater. Chem. Phys.* **2020**, *241*, 122334. [[CrossRef](#)]
225. He, H.; Liu, B.; Wang, M.; Vachet, R.W.; Thayumanavan, S. Sequential nucleophilic “click” reactions for functional amphiphilic homopolymers. *Polym. Chem.* **2019**, *10*, 187–193. [[CrossRef](#)] [[PubMed](#)]
226. Oh, T.; Jono, K.; Kimoto, Y.; Hoshino, Y.; Miura, Y. Preparation of multifunctional glycopolymers using double orthogonal reactions and the effect of electrostatic groups on the glycopolymer–lectin interaction. *Polym. J.* **2019**, *51*, 1299–1308. [[CrossRef](#)]
227. Hrsic, E.; Zografou, I.; Schulte, B.; Pich, A.; Keul, H.; Möller, M. Amphiphilic block copolymers with pendant thiol groups in side chains by RAFT polymerization. *Polymer* **2013**, *54*, 495–504. [[CrossRef](#)]
228. Platé, N.A.; Litmanovich, A.D.; Noah, O.V. *Macromolecular Reactions: Peculiarities, Theory and Experimental Approaches*, 1st ed.; Wiley: Chichester, UK, 1995; 450p, ISBN 978-0471943921.
229. Forder, T.; Maschmeyer, P.; Zeng, H.; Roberts, D. Post-Synthetic ‘Click’ Synthesis of RAFT Polymers with Pendant Self-Immolative Triazoles. *Chem. Asian J.* **2021**, *16*, 287–291. [[CrossRef](#)] [[PubMed](#)]
230. Peng, W.; Cai, Y.; Fanslau, L.; Vana, P. Nanoengineering with RAFT polymers: From nanocomposite design to applications. *Polym. Chem.* **2021**, *12*, 6198–6229. [[CrossRef](#)]
231. Truong, N.P.; Jones, G.R.; Bradford, K.G.E.; Konkolewicz, D.; Anastasaki, A.A. Comparison of RAFT and ATRP methods for controlled radical polymerization. *Nat. Rev. Chem.* **2021**, *5*, 859–869. [[CrossRef](#)]
232. Yadav, S.; Ramesh, K.; Kumar, P.; Jo, S.H.; Yoo, S.I.; Gal, Y.-S.; Park, S.-H.; Lim, K.T. Near-infrared light-responsive shell-crosslinked micelles of poly(d,l-lactide)-b-poly((furfuryl methacrylate)-co-(N-acryloylmorpholine)) prepared by Diels-Alder reaction for the triggered release of doxorubicin. *Materials* **2021**, *14*, 7913. [[CrossRef](#)]
233. Lei, J.Q.; Song, Y.J.; Li, D.; Lei, M.H.; Tan, R.; Liu, Y.Q.; Zheng, H. pH-sensitive and charge-reversal Daunorubicin-conjugated polymeric micelles for enhanced cancer therapy. *J. Appl. Polym. Sci.* **2022**, *139*, 51535. [[CrossRef](#)]