

RESEARCH ARTICLE

Behavioral response of insecticide-resistant mosquitoes against spatial repellent: A modified self-propelled particle model simulation

Guofa Zhou , Leonard Yu, Xiaoming Wang , Daibin Zhong, Ming-chieh Lee, Solomon Kibret , Guiyun Yan*

Program in Public Health, University of California, Irvine, California, United States of America

* guiyuny@uci.edu



OPEN ACCESS

Citation: Zhou G, Yu L, Wang X, Zhong D, Lee M-c, Kibret S, et al. (2020) Behavioral response of insecticide-resistant mosquitoes against spatial repellent: A modified self-propelled particle model simulation. PLoS ONE 15(12): e0244447. <https://doi.org/10.1371/journal.pone.0244447>

Editor: Jiang-Shiou Hwang, National Taiwan Ocean University, TAIWAN

Received: September 28, 2020

Accepted: December 9, 2020

Published: December 29, 2020

Copyright: © 2020 Zhou et al. This is an open access article distributed under the terms of the [Creative Commons Attribution License](https://creativecommons.org/licenses/by/4.0/), which permits unrestricted use, distribution, and reproduction in any medium, provided the original author and source are credited.

Data Availability Statement: All relevant data are within the manuscript and its [Supporting Information](#) files.

Funding: GZ, XW, DZ, MCL, SK, and GY were funded by the National Institutes of Health (R01 A1050243, D43 TW01505, and U19 AI129326). The funders had no role in study design, data collection and analysis, decision to publish, or preparation of the manuscript.

Competing interests: The authors have declared that no competing interests exist.

Abstract

Rapidly increasing pyrethroid insecticide resistance and changes in vector biting and resting behavior pose serious challenges in malaria control. Mosquito repellents, especially spatial repellents, have received much attention from industry. We attempted to simulate interactions between mosquitoes and repellents using a machine learning method, the Self-Propelled Particle (SPP) model, which we modified to include attractiveness/repellency effects. We simulated a random walk scenario and scenarios with insecticide susceptible/resistant mosquitoes against repellent alone and against repellent plus attractant (to mimic a human host). Simulation results indicated that without attractant/repellent, mosquitoes would fly anywhere in the cage at random. With attractant, all mosquitoes were attracted to the source of the odor by the end. With repellent, all insecticide-susceptible mosquitoes eventually moved to the corner of the cage farthest from the repellent release point, whereas, a high proportion of highly resistant mosquitoes might reach the attractant release point (the human) earlier in the simulation. At fixed concentration, a high proportion of mosquitoes could be able to reach the host when the relative repellency efficacy (compare to attractant efficacy) was <1 , whereas, no mosquitoes reached the host when the relative repellency efficacy was >1 . This result implies that repellent may not be sufficient against highly physiologically insecticide resistant mosquitoes, since very high concentrations of repellent are neither practically feasible nor cost-effective.

Introduction

Malaria remains to be the world's most common mosquito-borne disease, with an estimated 228 million cases worldwide in 2018 [1]. Control efforts mainly rely on vector control using a single class of insecticides, the pyrethroids, which is the only class approved for use on Long-Lasting Insecticidal Nets (LLINs) [2]. Pyrethroids, along with other pesticides, are also widely used to control agricultural pests on livestock and field crops worldwide [3]. The past decade has seen a dramatic increase in reports of physiological pyrethroid resistance in malaria vectors

[4–15]. The rapid increase in pyrethroid resistance necessitates an immediate proactive resistance management response to avoid compromising existing effective interventions. In addition to the increase and spread of insecticide resistance, the biting and resting behaviors of malaria vectors have evolved. A number of recent studies have documented changes in the biting behavior of the major African malaria vectors, *Anopheles gambiae* and *Anopheles funestus*, from midnight biting to biting in the early evening and morning hours, and to biting outdoors, where people are not protected by Indoor Residual Spraying (IRS) or LLINs [16–18]. This early outdoor biting behavior is likely due to insecticide-induced behavioral changes in malaria vectors, i.e., avoiding contact with insecticide-treated bed nets and walls [19,20]. Residual malaria transmission has become a very important challenge in malaria control [21].

Various alternative vector control tools against outdoor transmission have been the subject of research studies in recent years [22–25]. Among these tools, repellents have received the most attention from industry. The global mosquito repellent market was valued at approximately \$3.2 billion in 2016 and is expected to reach ~\$5 billion in 2022, growth driven chiefly by recent outbreaks of mosquito-borne diseases [26]. Repellents come in two types: topical and spatial. Topical repellents such as DEET require constant application and reapplication on skin, clothing, or other surfaces to discourage mosquitoes (and arthropods in general) from landing or climbing on the surface [27–34]. Spatial repellents release into the air volatile active ingredients that interfere with mosquitoes' ability to find a host, thus preventing mosquitoes from contacting the host and taking a blood meal, thus preventing disease transmission [35–40]. Spatial repellents confer protection against mosquito bites through the action of emanated vapor or airborne chemical particles in a large space, such as a room or a yard surrounding a household [35–42]. Due to their relatively low cost and ease of deployment, spatial repellents are popular in developing regions [43]. Spatial repellents may significantly aid in preventing mosquito-borne diseases if properly incorporated into integrated vector management approaches [40]. The best known spatial repellent is the burning coil, which releases the chemical into a space such as a room, preventing mosquitoes from entering the entire space [43].

However, spatial repellents, such as some coil products, use pyrethroids and other synthetic chemicals and plant products as major volatile ingredients to repel mosquitoes [23,25,44–46]. These volatile chemicals prevent mosquitoes from feeding on humans through several mechanisms, including 1) knockdown and mortality; 2) deterrence (mosquitoes are prevented from entering human dwellings); 3) irritancy (mosquitoes enter houses but leave early); 4) excito-repellency (mosquitoes exit the house to avoid contacting airborne insecticides); and 5) feeding inhibition (mosquitoes are prevented from biting and getting blood meals) [23,25,35,37,40,44–50]. Since malaria vectors have developed widespread resistance to insecticides, the efficacy of spatial repellents against these resistant mosquitoes is unknown. Some recent studies have found that insecticide-resistant mosquitoes behave differently than susceptible mosquitoes when they encounter repellents. For example, Deletre et al. found that DEET had a reduced repellency effect against resistant strains of *An. gambiae* but maintained irritancy for the susceptible strain [51]. Similarly, Agossa et al. found that as a result of resistance, pyrethroid-based malaria control tools have decreased toxicity and repellent effects [52]. Kawada et al. found that the frequency of takeoffs from a pyrethroid-treated surface and flying times without contacting the surface increased significantly in pyrethroid-susceptible *An. gambiae* s.s., while the *An. gambiae* s.s. wild colony (i.e., the resistant strain) exhibited no such behavior [53]. Studies of *Anopheles* and *Aedes* mosquitoes show similar results, i.e., physiological insecticide resistance modifies vector contact avoidance behavior, and that, in general, a higher concentration of pyrethroids is needed to deter blood-feeding by resistant vectors [54–58]. While the evidence from these studies points to that repellents have a reduced repellency effect against physiologically insecticide resistant mosquitoes, it is not conclusive. In addition,

data are limited on the response to spatial repellents by mosquito populations that have evolved outdoor biting behavior.

Machine learning methods such as self-propelled particle (SPP) models have offered innovative ways to study the collective behaviors of living organisms and their interactions with their environments, including colonies of wasps, schools of fish, flocks of birds, and others [59–63]. Many animals can be treated as SPPs; they find energy in their food and exhibit various locomotion strategies, from flying to crawling. These biological systems can propel themselves based on the presence of chemoattractants [63]. A number of SPP models have been proposed, ranging from the simplest Active Brownian Particle model to highly elaborate and specialized models aimed at describing specific systems and situations [64,65]. For example, an SPP model simulation found that as locust population density increased, locusts changed their behavior from relatively disordered, independent movement of individuals within the group to the group moving as a highly aligned whole [65]. This modeling result was supported in the field: when locust density reached a critical value of 74 locusts/m², the locusts ceased making rapid and spontaneous changes of direction and instead marched steadily in the same direction for the full 8 hours of the experiment [66]. *Anopheles* mosquitoes, which find their hosts via human odors, can be treated as SPPs because they propel themselves based on chemoattractants [67,68]. Mosquito host-seeking involves the movements of individual females as well as the collective behaviors of groups that result from individuals' local interactions with each other and with their environment [67,68]. To model mosquito reactions to spatial repellents, however, other parameters must be considered in the presence of repellents, because it is not clear how insecticide-resistant mosquitoes respond to these repellents. These additional parameters may be incorporated by modifying existing models, since SPP models allow for particle assemblies to be temporally and spatially reversible in complex media, e.g., media that includes barriers resembling a bed net or repellent situation faced by mosquitoes [69–76].

The aim of this study is to demonstrate mosquitoes' host-seeking behavior in the presence of spatial repellent with/without resistance using machine learning simulations, and to examine how physiological insecticide resistance impacts this behavior at the individual and population level. The specific question asked is: Can physiologically insecticide-resistant mosquitoes reach the host before being repelled by the spatial repellent? If the answer is yes, what proportion can reach the host before they are repelled? Such knowledge is crucial in developing more efficient methods which improve the field effectiveness of spatial repellents and other means of mosquito control.

Materials and methods

Model development

In this study, we considered the effects of two elements: i) attractive odors to mimic human odor and attract mosquitoes, and ii) spatial repellents to repel mosquitoes and protect humans from mosquito biting. Mosquito flight behavior was simulated using the constrained SPP model [70,73,74]. We chose this approach based on the prior success of SPP in modeling insect social behaviors [69–75]. We modified the SPP model by adding attractant and repellent to influence the mosquito flight path. We used both insecticide-susceptible and -resistant mosquitoes, since insecticide-resistant mosquitoes may behave differently than susceptible mosquitoes when they encounter spatial repellent. Mosquitoes were thus able to choose their respective paths and move non-uniformly into the spatial repellent-affected space. This constrained, non-uniform movement helped insecticide-resistant mosquitoes to avoid the repellent.

Our modified SPP model, based on the Vicsek model [77], is shown in Eq (1). In this model, mosquito flight velocity, and location, is simulated as a function of Brownian motion and modulated by attractants and repellents [78]. With neither attractant nor repellent, we assume mosquitoes move randomly. With attractant, mosquitoes are drawn toward the attractant release point; conversely, mosquitoes are driven away from the repellent release point. The flying velocity of a mosquito at a given time is modeled as:

$$u(t + \Delta t) = u(t) + \sigma \Delta t \varepsilon + \gamma_1 \alpha (G(u(t), A) - \theta_1) \Delta t + \gamma_2 \beta (F(u(t), R) - \theta_2) \Delta t \tag{1}$$

where $u(t)$ is a 3-dimensional vector and parameters are as shown in Table 1. To simplify the simulation process, we assume mosquitoes are confined within insect-proof cages. Mosquitoes cannot escape, they have no food source other than the attractant odor, and the repellent is pure, with no bed net or IRS use. These conditions rule out any potential outdoor resting or other avoidance behavior.

The mosquitoes' response to attractant/repellent depends on the concentration of attractant/repellent and the mosquitoes' response strength; i.e., insecticide-resistant and -sensitive mosquitoes respond differently to repellent. The mosquito response to attractant/repellent is modeled as an inverse-exponential-decay function:

$$K(u, C) = \rho u (1 - e^{-aC}) \tag{2}$$

where C is the attractant/repellent concentration and a is the response parameter. C is a function of space and time and is modeled as a convection-diffusion model with a point source [79]:

$$\frac{\partial C}{\partial t} = D \nabla^2 C - \nabla \cdot (vC) + \mu C_0(t) \tag{3}$$

where C_0 is the attractant/repellent release rate, v is the velocity field that the quantity is moving with (e.g., wind or temperature), D is the diffusion coefficient, μ is the scale parameter which measures the attractant/repellent releasing strength, and ∇ represents the concentration gradient.

An attractant/repellent's concentration is affected by its release rate. For simplicity, we assume it is not contingent on temperature, wind speed (i.e., $v = 0$), or delivery mechanism. In an individual household setting in rural Africa, a repellent such as burning coils usually can be

Table 1. Descriptions of parameters used in the models.

Parameter	Description	Initial value
Δt	Time and time interval for each step of simulation	0.03 s
σ	Random walk rate in the form of Brownian motion	1.0
ε	Gaussian random variable with mean of 0 and variance of 1	
γ_1, γ_2	Mosquito response rates	1.0, 1.0
α, β	Attractance/repellency efficiency	0.5, 0.5
θ_1, θ_2	Attractant/repellent release locations	
ρ	Response scale parameter	
a	Response decay/increase rate parameter	1.0
F, G	Attractant/repellent response functions in the form of K with different a and ρ	
A, R	Attractant/repellent concentrations in the form of C with different D, μ and C_0	5.0, 5.0
C_0	Attractant/repellent release rate	
D	Diffusion coefficient	1.0
μ	Scale parameter	1.0

<https://doi.org/10.1371/journal.pone.0244447.t001>

seen as a point source with a constant rate of release, whereas a real person releasing human odor is not really a point source. However, for simplicity of simulation, we assume both attractant and repellent are released from a point source with constant speed of release.

Mosquito movement rules

In our simulations, an individual mosquito was treated as point particle; body size was omitted. Mosquitoes had no effect on each other during movement, either attractive or repulsive. Mosquito motion was restricted to the 'sealed' house. Both the repellent volatile chemicals and the attractant odors had threshold concentrations, below which the mosquitoes navigated randomly; i.e., attractant/repellent did not affect mosquito movement when odor/volatile chemical concentration was low. For concentrations above the threshold, mosquitoes responded by changing their moving behavior, moving away from higher levels of repellent or toward the odor release point. High concentration levels biased mosquitoes' flight direction, resulting in flights that were on average moving away from the repellent or toward the attractant. However, we assumed that repellent/attractant concentration did not affect mosquito flight speed; i.e., average speed and deviation did not change.

Step length for mosquito movement was drawn separately for X/Y/Z directions from Brownian motion, with a mean of 1 cm and variance of 1 cm². Based on video tracking of flying speed of *Anopheles arabiensis* and *Anopheles gambiae* sensu stricto against untreated nets and LLINs [68,80], we assumed mosquitoes move 1000 steps per 30 s, which was equivalent to average of 10 m per 30 s, same as observed in the video tracking experiments. Direction of movement was determined by (X-1.0, Y-1.0, Z-1.0). However, directions were adjusted either toward the attractant release point or against the repellent release point, depending on the resistance level and media concentration.

Host odor and repellent

Host odor and repellent were released independently at different emission and diffusion rates, both following the random diffusion principle as described in Eq (3). For simplicity we assumed no other media affected the diffusion of attractant and repellent. However, we did vary the attractiveness and repellency rates. There were no other constraints, so both attractant and repellent could potentially fill the entire experimental space, but we did set a maximum concentration level within the space. (In the real world, houses are not sealed and odor and repellent chemicals can diffuse out of the house, which means indoor concentration remains relatively stable rather than increasing indefinitely.) As stated above, we assigned a threshold concentration for both repellent and attractant. Below the threshold, mosquitoes navigated randomly. Above the threshold, mosquitoes moved away from the repellent move toward the host odor.

Mosquito resistance

Because resistant mosquitoes tolerate higher insecticide concentrations, we assumed they also tolerate a higher concentration of the volatile chemicals released into the air by the repellent. In other words, host-searching movements of insecticide-resistant mosquitoes may not be inhibited by repellent if the concentration of volatile chemicals is low. We made this assumption based on observations that spatial repellent had a delayed impact or decreased toxicity and repellent effects against field-caught insecticide-resistant mosquitoes [52,55–58,81]. For this study, we assumed resistant mosquitoes tolerated a 2-fold higher concentration of repellent compared to non-resistant/susceptible mosquitoes.

Additional rules

We assumed mosquitoes did not rest on the cage walls, as if the mosquitoes were starving when released into a room with a sleeping host and would not stop flying until they reached the host. Mosquitoes could not escape from the cages. For simplicity of simulation we also assumed no knockdown or mortality effects; this is probably not accurate, since many spatial repellents consist of pyrethroid insecticides (although it is accurate if the concentration of volatile chemicals is low).

Outcome measurements

We measured the following parameters: average landing time, landing rate, average repelling time, repelling rate, distribution of landing rate, and distribution of repelling rate. Landing on a human or host was defined as a mosquito moving to <1 cm (or 1 step) from the attractant odor release point. A mosquito was repelled if it was pushed out of the enclosed space, i.e., moved to <1 cm from the corner of the cage farthest from the repellent release point.

In real-world hut experiments, three indicators are used to measure repellent efficacy: deterrence, excito-repellency, and toxicity [82,83]. Deterrence is determined by comparing the total number of mosquitoes in cages with spatial repellent to the number in control cages without spatial repellent. For the simulation study, we removed a mosquito once it reached the attractant (found the blood source) or was expelled to the far end of the cage opposite the repellent release location (exited the house). Excito-repellency is measured as the proportion of mosquitoes found at the far end of the cage opposite the repellent release location, in the spatial repellent treatment relative to the control. Toxicity is determined by comparing the mortality rate in spatial repellent treatment houses to that of the control houses. In this study, we assumed repellent only repels but does not kill mosquitoes.

Simulation of mosquito response to repellent with/without attractant

Simulations were conducted under four scenarios: a) random walk, i.e., no attractant and no repellent; b) random walk modified by adding attractant to mimic human host; c) random walk modified by adding repellent to simulate prevention efficacy; and d) random walk modified by adding both attractant and repellent. We also simulated different mosquito resistance levels: sensitive (no resistance at all) and resistant (insensitive to a 2-fold higher level of repellent) [51,52]. Resistance levels were simulated by reducing the repellency rate [51–53].

Our simulations assumed mosquitoes were released in the middle of an enclosed space with a size of 5m x 5m x 3m, which similar to the size of typical African house [68]. Both attractant and repellent were released on the ground in one corner of the space, and both were treated as point objects. In each simulation, 10 mosquitoes were released for up to a maximum of 30 minutes. The simulation was repeated 100 times for each scenario with both susceptible and resistant mosquitoes.

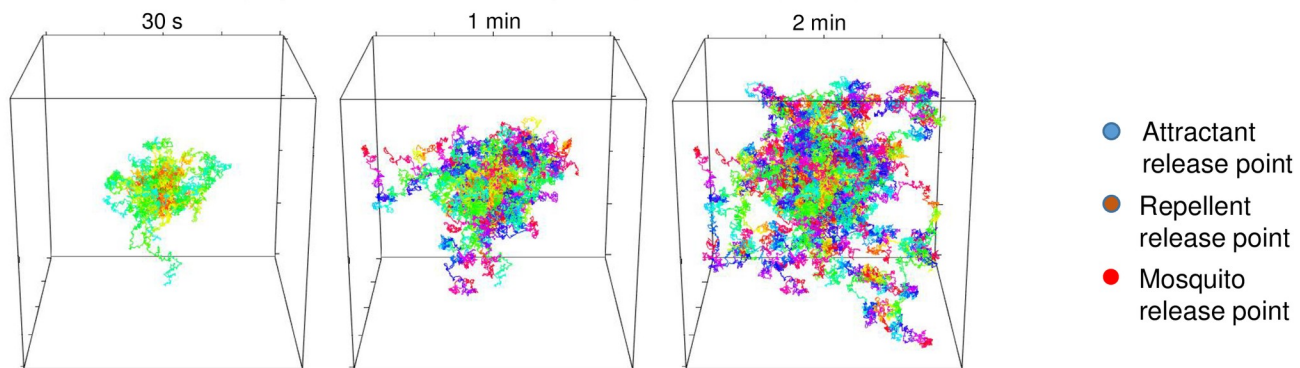
Simulations were realized using R 3.5.2.

Results and discussion

Flight path tracking

[Fig 1](#) illustrates the potential mosquito flight paths ($n = 10$ mosquitoes) simulated by the model under different settings: random walk without attractant or repellent, with attractant, and with repellent (see [S1 Fig](#) for single mosquito flying path). By 30 seconds, 3 of the 10

A. Random walk 3D flying track at different time points (n = 10 mosquitoes)



B. 2D projected flying track at different time points (n = 10 mosquitoes)

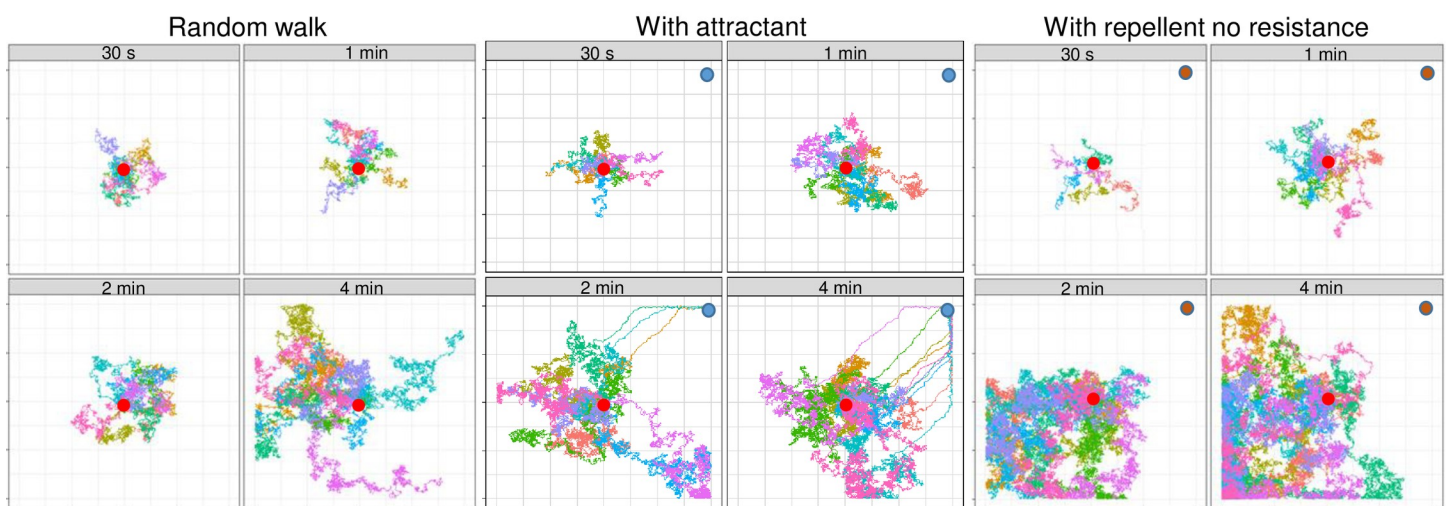


Fig 1. Illustrations of simulated mosquito flying paths. A) 3D display of random walk at different time points; B) 2D projected flying paths at different time points for random walk (left panel), with attractant (middle panel), and with repellent and no resistance (right panel).

<https://doi.org/10.1371/journal.pone.0244447.g001>

mosquitoes have been attracted to the “human,” i.e., the attractant release point (Fig 1B, middle). Fig 2 shows the 2D projected attractant/repellent concentration and the locations of all mosquitoes at different points in time. Here, simulations indicated that all non-resistant mosquitoes were repelled to the corner farthest from the repellent release point within 1 minute (Fig 2C), whereas most of the resistant mosquitoes were able to stay in areas with low repellent concentration (Fig 2D). The presence of repellent did make mosquitoes more difficult to find the host even if when repellent concentration was low (S1B & S1D Fig).

Attractant effect

Fig 3 shows how attractant concentration affected mosquito host-searching behavior. In low-concentration settings ($C_0 = 5$ unit), the first mosquito had reached the host by 38 s; about 50% of the mosquitoes had reached the host by about 45 s; and all mosquitoes had reached the host by 117 s (Fig 3). The average time to reach the host was 83.1 (SD 1.5) s.

If the attractant release rate was doubled ($C_0 = 10$ unit), the first mosquito reached the host by 28 s and all mosquitoes reached the host by 96 s (Fig 3). The average time to reach the host was 65.7 ± 1.5 s.

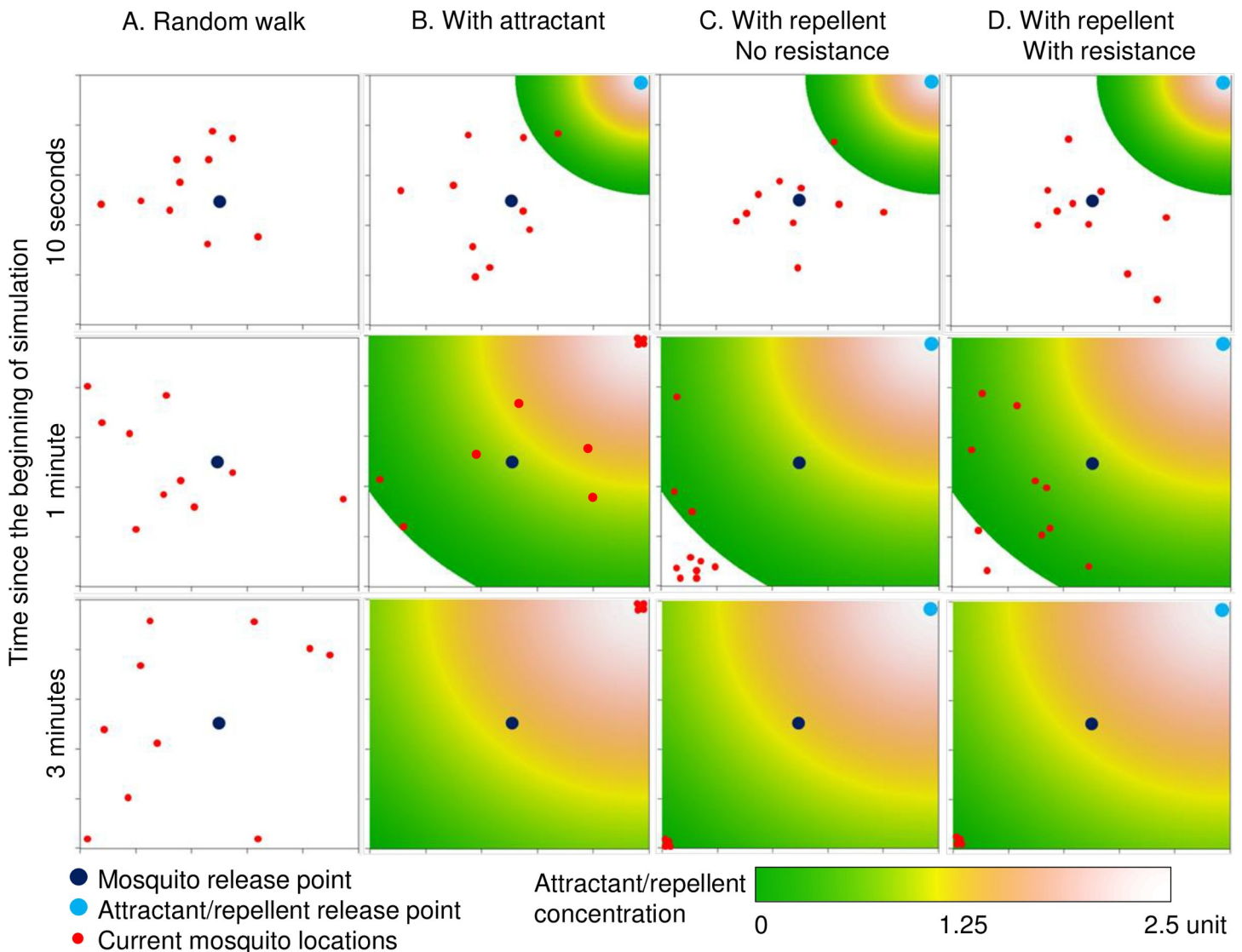


Fig 2. Current 2D projected locations of mosquitoes at different time points in different settings. A) random walk; B) with attractant; C) with repellent and no resistance; and D) with repellent and resistant mosquitoes. Colors in the heat maps show different concentrations of attractant odors or repellent volatile particles.

<https://doi.org/10.1371/journal.pone.0244447.g002>

Repellent effect

Fig 4 shows the distribution of times at which mosquitoes were repelled; no attractant was released in these simulations. For the non-resistant mosquitoes, some mosquitoes were repelled as early as 170 s after the repellent was first released, and all were repelled by 198 s (Fig 4). The average repelling time was 194.5 ± 27.3 s. The resistant mosquitoes started being repelled at 258 s, and all were repelled by 279 s (Fig 4). The average repelling time was 275.5 ± 42.6 s.

Attractant plus repellent

Here we assumed that the attractant odor and the repellent were released starting at the same time. For the resistant mosquitoes, relative repellency efficiency (β/α) played an important role when maximum repellent/attractant concentrations were fixed (Fig 5). If repellency efficiency

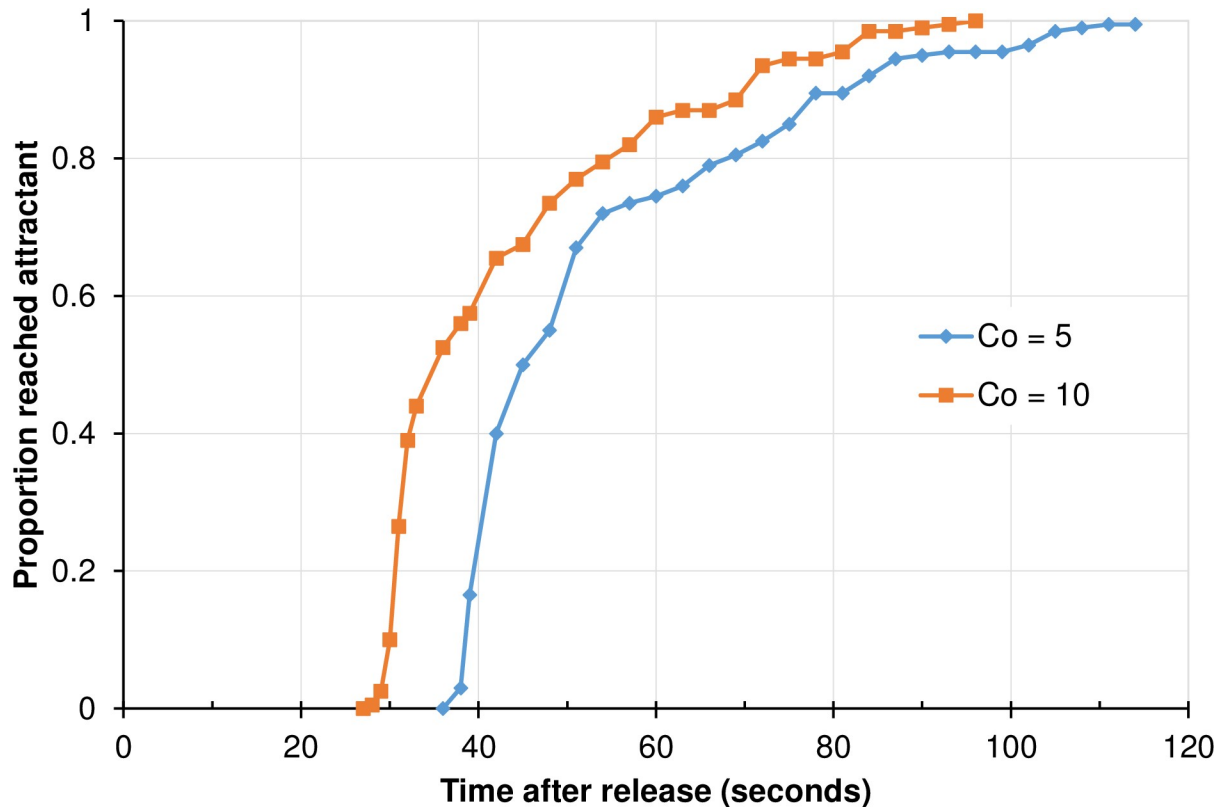


Fig 3. Frequency distribution of time when mosquitoes reached the host at different attractant release rates. C_0 is the attractant concentration.

<https://doi.org/10.1371/journal.pone.0244447.g003>

was low (e.g., $\beta/\alpha = 0.8$), the simulation results indicated that a surprisingly very high proportion, up to 97%, were able to reach the host before they were repelled (Fig 5A). On average these mosquitoes reached the host within 40.7 ± 4.2 s (range 32–48 s), after which they were pushed away from the host by the increased repellency. However, they were not pushed out of the simulation space until 255 s (Fig 5A). Eventually, all mosquitoes were repelled, with an average repel time of 278.1 ± 37.7 s, and all mosquitoes were repelled within about 30 s (Fig 5A).

When $\beta/\alpha = 1$, i.e., repellent and attractant were equally efficient, about half of the mosquitoes were able to reach the host before they were repelled (Fig 5B). On average these mosquitoes reached the host within 40.7 ± 3.7 s (range 32–48 s), and they were repelled within 275.9 ± 48.0 s. When $\beta/\alpha = 1.2$, i.e., repellent was more efficient than attractant, none of the mosquitoes were able to reach the host and the average repel time was 277.6 ± 42.0 s (Fig 5C).

For the non-resistant mosquitoes, none reached the host before being repelled (Fig 5D). The distribution pattern of times when mosquitoes were repelled had a long, left-tailed repelling pattern (Fig 5D), which was rather different from resistant mosquitoes (Figs 4 & 5A–5C). The first mosquito was repelled at 207 s, about 50 s faster than the resistant mosquitoes, and the proportion of repelled mosquitoes increased slowly from 207 s to 290 s (Fig 5D). The average repel time was 273.2 ± 16.1 s, very similar to the resistant mosquitoes.

The scale-up of malaria vector control using LLINs and IRS has led to widespread insecticide resistance as well as behavioral changes in *Anopheles* vectors. Vector resistance to pyrethroid insecticides and changes in biting and resting behavior pose serious challenges in

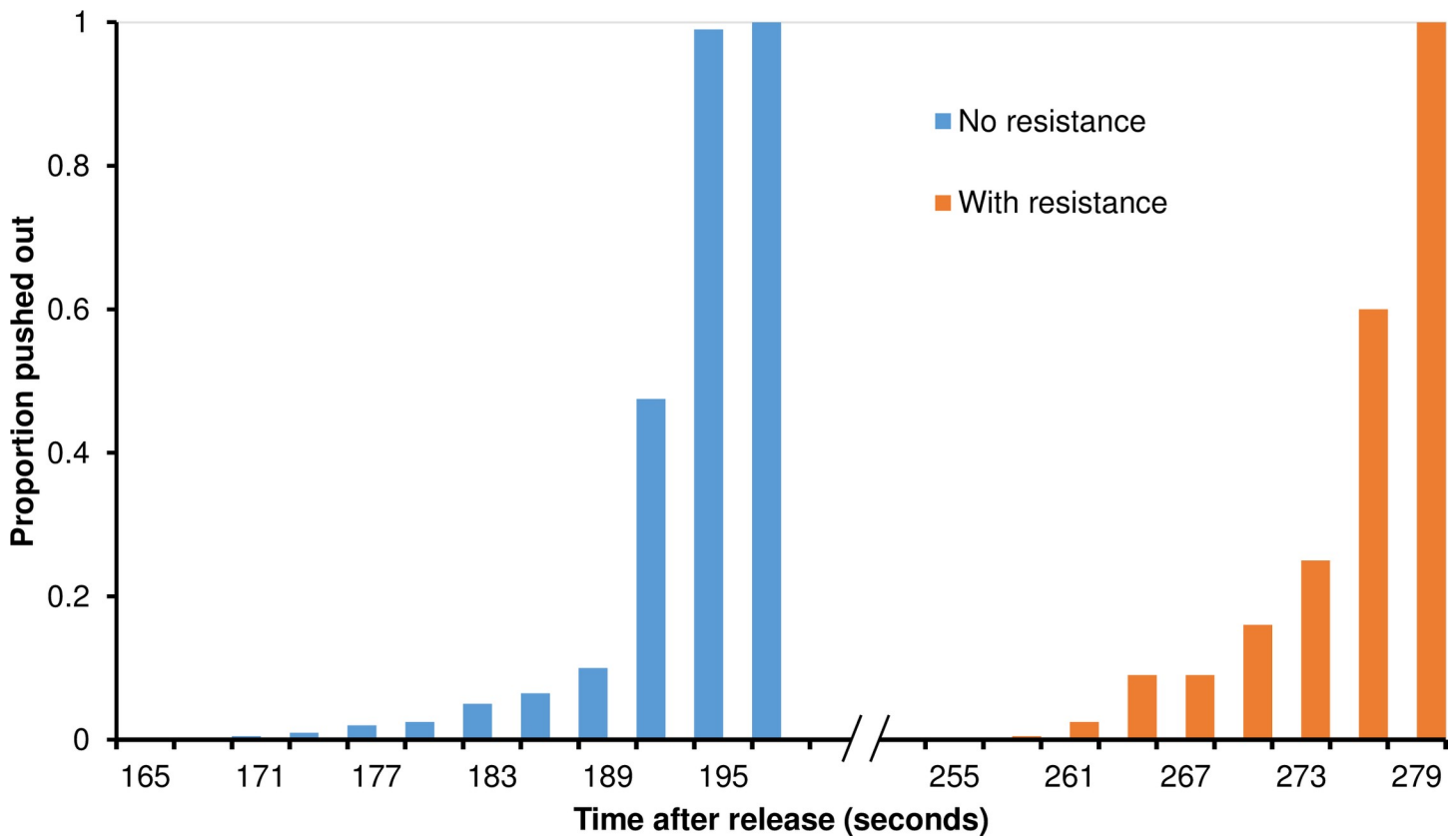


Fig 4. Frequency distribution of time when mosquitoes were expelled, for non-resistant (blue bar) and resistant (red bar) mosquitoes.

<https://doi.org/10.1371/journal.pone.0244447.g004>

malaria control. Spatial repellents are considered to be promising alternatives to the contact repellents currently in use, as they may delay or diminish the development of insecticide resistance by minimizing the intensity of selection pressure induced by contact-mediated toxicity mechanisms [37,40]. However, since many spatial repellents contain the same or similar chemicals as those used in insecticides for current malaria control, their effectiveness can be compromised if insecticide-resistant mosquitoes behave differently when they encounter repellents, as has been demonstrated by recent field observations [51–58,81,84]. Our model simulation indicated that, in general, it took more time or a higher repellent concentration to expel mosquitoes with increased insecticide resistance. In addition, depending on resistance level and repellency strength, a proportion of mosquitoes continued to locate hosts even in the presence of a repellent. These results are similar to some field observations [51–58].

Resistant mosquitoes' ability to reach the host even in the presence of repellent was as expected. This result is similar to findings from semi-field experiments for *Aedes aegypti* [84]. In their study on *Ae. aegypti*, Buhagiar and colleagues used a real house setting and they found that previously exposed *Ae. aegypti* were more likely to reach the host in a repellent-treated room [84]. In addition, if a mosquito in a repellent-treated room had not reached the host within 30 s, it never would [84]. This is similar to our simulation with non-resistant mosquitoes; i.e., none of the non-resistant mosquitoes reached the host in the spatial repellent-protected space, while resistant mosquitoes were able to reach the host before being expelled. As a result, higher concentrations of repellent were needed to deter blood-feeding by resistant mosquitoes [57]. In other words, physiological insecticide resistance may compromise the efficacy

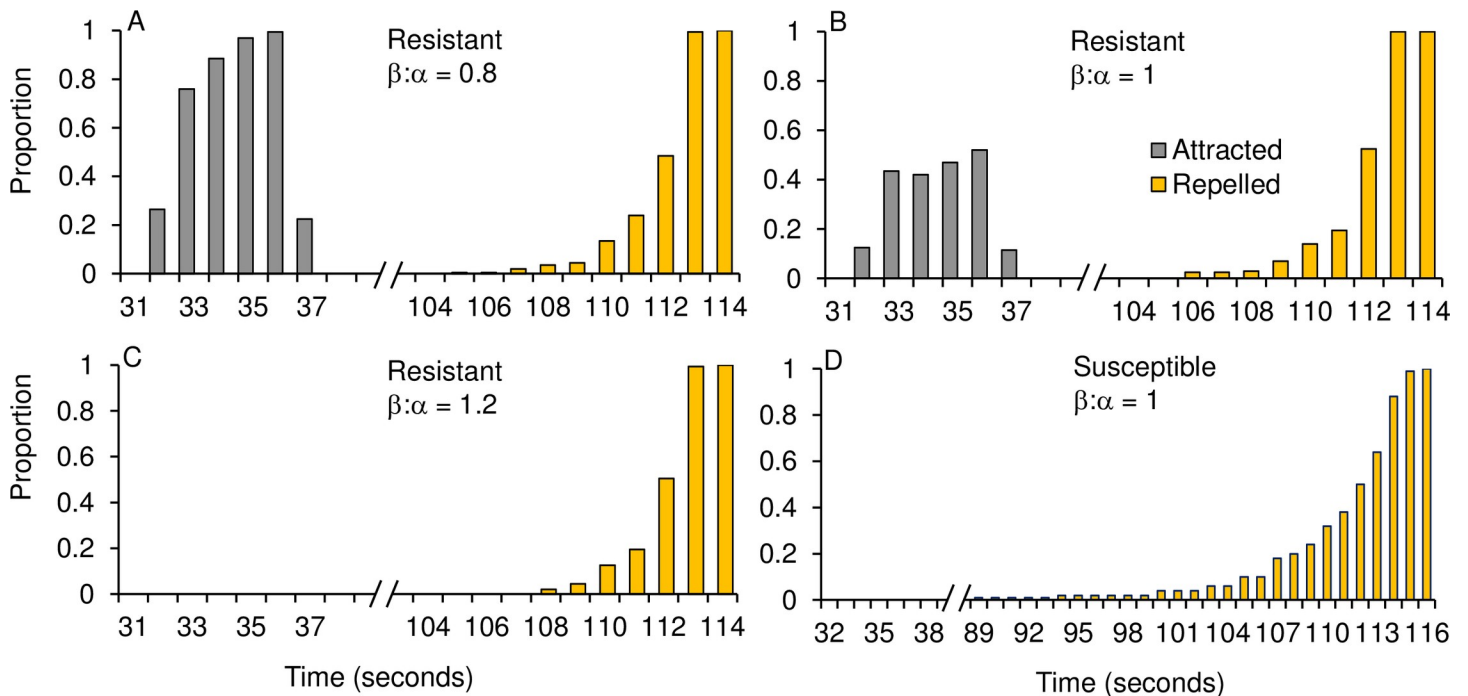


Fig 5. Frequency distribution of time when mosquitoes were attracted to the host or expelled from the simulation space, for non-resistant and resistant mosquitoes. Red bar: Frequency distribution of resistant mosquitoes attracted to the odor release point at different times. Green bar: Frequency distribution of resistant mosquitoes repelled from the simulation space at different times. Black curve: Frequency distribution of non-resistant mosquitoes repelled from the simulation space at different times.

<https://doi.org/10.1371/journal.pone.0244447.g005>

of spatial repellents. Here, repellency efficacy is important. Previous experiments showed that repellent may lose its efficacy against pyrethroid resistant mosquitoes [51–58]. Our simulation indicated that if relative repellency efficacy was lower compare to attractant efficacy, a high proportion of resistant mosquitoes were able to reach the host before they were repelled. In Buhagiar and colleagues experiments [85], they found 31% of the mosquitoes reached the host in the presence of repellent. When relative repellency efficacy was high, no mosquitoes could reach the host, indicating the importance of interactions between resistance and repellent.

Interestingly, in Buhagiar *et al* experiments [85], all *Aedes* mosquitoes in the control group reached the host at an average time of about 80 s, which was 50 s slower than treatment group. In Parker and colleagues experiments of insecticide sensitive *An. arabiensis* in Tanzania [68], they used human bait with no repellent in a hut and found out that mosquitoes first contacted the untreated net at a mean of 36 s after release, compared to 46 s in LLINs. In our simulations, all mosquito reached the host at an average of 83 s without repellent and mosquitoes might reach the host earlier when attractant concentration increased, more importantly, mosquitoes could reach the host in a short period of time (around 40 s) in the presence of repellent. These findings were in agreement with previous experiments [68]. The question is why do mosquitoes reach the host earlier in repellent protected space than non-repellent protected space? Previous studies indicated that insecticides/repellents increase mosquito activity, orthokinesis [86–88]. Kennedy’s study showed that mosquitoes get excited when they come in to contact with the repellent due to the poisoning effect [86]. When repellent is released in the space, mosquitoes sense the urgency to get a blood meal before they are repelled. This behavioral characteristics is often exhibited in the presence of repellents. An experimental study on cockroaches using DEET repellent showed that previously exposed insects exhibited an increased

behavioral activity than non-exposed insects [89]. However, this behavioral characteristic needs to be tested on mosquitoes in carefully designed experiments.

A more interesting finding from this study is the slow repellency effect on non-resistant mosquitoes in an environment with both attractant and repellent (analogues to a room with a human host and spatial repellent). If no host were in the room, the same concentration of spatial repellent would repel non-resistant mosquitoes quickly. However, when a host was present, the repellency effect was significantly delayed, with a long left tail, as if the mosquitoes were resistant to repellent. This may be due to the mixture of attractant odors and repellent volatiles which confuses the mosquitoes as they are attracted by the human odor, and thus attempt to approach the host, but become disoriented by the repellent volatile chemicals. Similar finding was documented by Clark and Ray which indicated a prolonged activation of mosquito's receptors in the presence of human odor (e.g. CO₂) when in contact with airborne repellent compounds through mechanisms that are not well understood [90]. These results however need to be confirmed by semi-field or laboratory experiments.

There are differences between real-world and simulation settings. In typical African settings, houses usually have eaves which allow mosquitoes to exit, so the indoor use of spatial repellent may actually prevent mosquitoes from entering the house. However, the size of typical African houses are about 5m x 5m x 2.5 m, which is similar to the hut/house used in previous studies [68,85]. Our simulation used an ideal enclosed space; mosquitoes were not allowed to escape. In a real-world setting, the respective diffusions of host odor and repellent volatiles may differ in many aspects. When burning coils in a room, one can smell the chemicals clearly at the beginning and see the smoke inside the room. Presumably, the concentration of repellent volatiles is higher than that of human odor, thus preventing mosquitoes from reaching the host. Studies indicate that spatial repellents compounds such as DEET, linalool, dehydrolinalool, catnip oil and citronella interfere with the attraction of mosquitoes to host odors by blocking natural responses to attractants, hence acting as attraction inhibitors and not repellents [88,91,92]. Results from Lucas *et al* study suggested that even in the presence of airborne pyrethroids, mosquitoes were able to detect host odors but were inhibited from feeding [93]. This effect is probably a result of pyrethroid-induced neural hyperexcitation, that can occur at much lower doses than those required for insect knockdown and mortality. In reality, after mosquitoes get a full blood meal, they will rest somewhere (such as the wall or ceiling in a typical African setting) to digest the meal. In the simulation study, we assumed mosquitoes did not move once they reached the host.

Theoretically, physiological resistance to insecticides may not necessarily affect how mosquitoes respond to repellents. However, selection experiments have found that spatial repellent-selected mosquitoes were insensitive to the spatial repellent [83]. Field studies found that field-collected pyrethroid-resistant *Ae. aegypti* were resistant to mosquito coils and other repellents [58,80]. In a malaria vector study in Kenya, Kawada and colleagues observed the lack of repellency effect of pyrethroids in the wild colony of *An. gambiae* s.s. with high resistance to pyrethroids, but not in the high-resistance wild colonies of *An. arabiensis* and *An. funestus* [52]. This was likely due to a difference in resistance mechanisms, since *An. arabiensis* and *An. funestus* are not affected by the knockdown effect. In this study, we assumed pyrethroid-resistant malaria vectors were insensitive to spatial repellent; however, the relationship between resistance and repellency needs further investigation.

Conclusions

Malaria vector resistance to pyrethroid insecticides poses a serious challenge in malaria control. Spatial repellents have attracted significant attention in industry. Using SPP machine

learning modeling, we simulated the potential impact of insecticide resistance on the response of malaria vectors to spatial repellents. We found that pyrethroid resistance may compromise the efficacy of spatial repellents, which warrants intensive investigation.

Supporting information

S1 Fig. Illustrations of simulated 2D-projected mosquito flying paths. Scenarios: A) random walk; B) with attractant alone; C) with repellent and no insecticide resistance; D) with repellent and insecticide resistance; E) with repellent, attractant and resistance assuming $\beta/\alpha = 1.0$. Simulation periods: Blue colored section 0–10 s, green colored section 11–30 s and red colored section 31–60 s. (PPTX)

Acknowledgments

We thank the two reviewers, J Rudi Strickler and the anonymous reviewer, for their constructive comments to make this a better paper and suggestions for future research.

Author Contributions

Conceptualization: Guofa Zhou, Xiaoming Wang, Daibin Zhong, Ming-chieh Lee, Solomon Kibret, Guiyun Yan.

Formal analysis: Guofa Zhou, Leonard Yu.

Funding acquisition: Guiyun Yan.

Investigation: Daibin Zhong, Solomon Kibret.

Methodology: Guofa Zhou, Ming-chieh Lee, Guiyun Yan.

Project administration: Xiaoming Wang, Guiyun Yan.

Resources: Ming-chieh Lee, Solomon Kibret.

Software: Guofa Zhou, Leonard Yu.

Supervision: Guiyun Yan.

Visualization: Leonard Yu.

Writing – original draft: Guofa Zhou.

Writing – review & editing: Guofa Zhou, Daibin Zhong.

References

1. WHO. World Malaria Report 2019. Geneva: WHO; 2019.
2. WHO. WHO recommended long-lasting insecticidal nets. Geneva: WHO; 2015. http://whoint/whopes/Long-lasting_insecticidal_nets_November_2015pdf 2015.
3. Wanjala CL, Zhou G, Mbugi J, Simbauni J, Afrane YA, Ototo E, et al. Insecticidal decay effects of long-lasting insecticide nets and indoor residual spraying on *Anopheles gambiae* and *Anopheles arabiensis* in Western Kenya. *Parasit Vectors*. 2015; 8:588. PMID: PMC4644290. <https://doi.org/10.1186/s13071-015-1194-6> PMID: 26567915
4. Coetzee M, Wyk P, Booman M, Koekemoer LL, Hunt RH. Insecticide resistance in malaria vector mosquitoes in a gold mining town in Ghana and implications for malaria control. *Bull Soc Pathol Exot*. 2006; 99(5):400–403. PMID: 17253060.
5. Corbel V1, N'Guessan R, Brengues C, Chandre F, Djogbenou L, Martin T, et al. Multiple insecticide resistance mechanisms in *Anopheles gambiae* and *Culex quinquefasciatus* from Benin, West Africa. *Acta Trop*. 2007; 103(3):207–216. <https://doi.org/10.1016/j.actatropica.2007.01.005> PMID: 17359927.

6. N'Guessan R, Corbel V, Akogbéto M, Rowland M. Reduced efficacy of insecticide-treated nets and indoor residual spraying for malaria control in pyrethroid resistance area, Benin. *Emerg Infect Dis*. 2007; 13(2):199–206. PMID: PMC2725864. <https://doi.org/10.3201/eid1302.060631> PMID: 17479880
7. Ranson H, Abdallah H, Badolo A, Guelbeogo WM, Keraf-Hinzoume C, Yangalbe-Kalnone E. Insecticide resistance in *Anopheles gambiae*: data from the first year of a multi-country study highlight the extent of the problem. *Malar J*. 2009; 8:299. PMID: PMC2804687. <https://doi.org/10.1186/1475-2875-8-299> PMID: 20015411
8. Balkew M, Ibrahim M, Koekemoer LL, Brooke BD, Engers H, Aseffa A. Insecticide resistance in *Anopheles arabiensis* (Diptera: Culicidae) from villages in central, northern and south west Ethiopia and detection of kdr mutation. *Parasit Vectors*. 2010; 3(1):40. PMID: PMC2868498. <https://doi.org/10.1186/1756-3305-3-40> PMID: 20416109
9. Ranson H, N'Guessan R, Lines J, Moiroux N, Nkuni Z, Corbel V. Pyrethroid resistance in African anopheline mosquitoes: what are the implications for malaria control? *Trends Parasitol*. 2011; 27(2):91–98. <https://doi.org/10.1016/j.pt.2010.08.004> PMID: 20843745.
10. Trape J-F, Tall A, Diagne N, Ndiath O, Ly AB, Faye J. Malaria morbidity and pyrethroid resistance after the introduction of insecticide-treated bednets and artemisinin-based combination therapies: a longitudinal study. *Lancet Infect Dis*. 2011; 11(12):925–932. [https://doi.org/10.1016/S1473-3099\(11\)70194-3](https://doi.org/10.1016/S1473-3099(11)70194-3) PMID: 21856232
11. Basilua Kanza JP, El Fahime E, Alaoui S, Essassi el M, Brooke B, Nkebolo Malafu A, et al. Pyrethroid, DDT and malathion resistance in the malaria vector *Anopheles gambiae* from the Democratic Republic of Congo. *Trans R Soc Trop Med Hyg*. 2012; 107(1):8–14. <https://doi.org/10.1093/trstmh/trs002> PMID: 23222943.
12. Knox TB, Juma EO, Ochomo EO, Pates Jamet H, Ndungo L, Chege P, et al. An online tool for mapping insecticide resistance in major *Anopheles* vectors of human malaria parasites and review of resistance status for the Afrotropical region. *Parasit Vectors*. 2014; 7:76. <https://doi.org/10.1186/1756-3305-7-76> PMID: 24559061.
13. Mulamba C, Riveron JM, Ibrahim SS, Irving H, Barnes KG, Mukwaya LG, et al. Widespread pyrethroid and DDT resistance in the major malaria vector *Anopheles funestus* in East Africa is driven by metabolic resistance mechanisms. *PLoS One*. 2014; 9(10):e110058. <https://doi.org/10.1371/journal.pone.0110058> PMID: 25333491.
14. Mzilahowa T, Chiumia M, Mbewe RB, Uzalili VT, Luka-Banda M, Kutengule A, et al. Increasing insecticide resistance in *Anopheles funestus* and *Anopheles arabiensis* in Malawi, 2011–2015. *Malar J*. 2016; 15(1):563. <https://doi.org/10.1186/s12936-016-1610-1> PMID: 27876046.
15. malERA Refresh Consultative Panel on Insecticide and Drug Resistance. malERA: An updated research agenda for insecticide and drug resistance in malaria elimination and eradication. *PLoS Med*. 2017; 14:e1002450. <https://doi.org/10.1371/journal.pmed.1002450> PMID: 29190671.
16. Moiroux N1, Gomez MB, Pennetier C, Elanga E, Djènantin A, Chandre F, et al. Changes in *Anopheles funestus* biting behavior following universal coverage of long-lasting insecticidal nets in Benin. *J Infect Dis*. 2012; 206(10):1622–1629. <https://doi.org/10.1093/infdis/jis565> PMID: 22966127.
17. Reddy MR, Overgaard HJ, Abaga S, Reddy VP, Caccone A, Kiszewski AE, et al. Outdoor host seeking behaviour of *Anopheles gambiae* mosquitoes following initiation of malaria vector control on Bioko Island, Equatorial Guinea. *Malar J*. 2011; 10:184. <https://doi.org/10.1186/1475-2875-10-184> PMID: 21736750.
18. Russell TL, Govella NJ, Azizi S, Drakeley CJ, Kachur SP, Killeen GF. Increased proportions of outdoor feeding among residual malaria vector populations following increased use of insecticide-treated nets in rural Tanzania. *Malar J*. 2011; 10:80. <https://doi.org/10.1186/1475-2875-10-80> PMID: 21477321.
19. Killeen GF, Marshall JM, Kiware SS, South AB, Tusting LS, Chaki PP, et al. Measuring, manipulating and exploiting behaviours of adult mosquitoes to optimise malaria vector control impact. *BMJ Glob Health*. 2017; 2(2):e000212. <https://doi.org/10.1136/bmjgh-2016-000212> PMID: 28589023.
20. Killeen GF, Govella NJ, Lwetoijera DW, Okumu FO. Most outdoor malaria transmission by behaviourally-resistant *Anopheles arabiensis* is mediated by mosquitoes that have previously been inside houses. *Malar J*. 2016; 15:225. <https://doi.org/10.1186/s12936-016-1280-z> PMID: 27093890.
21. World Health Organization. Global strategic Framework for integrated vector management. Geneva, WHO. WHO/CDS/CPE/PVC/2004.102004, 2004.
22. Williams YA, Tusting LS, Hocini S, Graves PM, Killeen GF, Kleinschmidt I, et al. Expanding the vector control toolbox for malaria elimination: A systematic review of the evidence. *Adv Parasitol*. 2018; 99:345–379. <https://doi.org/10.1016/bs.apar.2018.01.003> PMID: 29530309.

23. Sangoro O, Kelly AH, Mtali S, Moore SJ. Feasibility of repellent use in a context of increasing outdoor transmission: a qualitative study in rural Tanzania. *Malar J.* 2014; 13:347. <https://doi.org/10.1186/1475-2875-13-347> PMID: 25182272.
24. Sangoro O, Turner E, Simfukwe E, Miller JE, Moore SJ. A cluster-randomized controlled trial to assess the effectiveness of using 15% DEET topical repellent with long-lasting insecticidal nets (LLINs) compared to a placebo lotion on malaria transmission. *Malar J.* 2014; 13:324. <https://doi.org/10.1186/1475-2875-13-324> PMID: 25129515.
25. Uzzan B, Konate L, Diop A, Nicolas P, Dia I, Dieng Y, et al. Efficacy of four insect repellents against mosquito bites: a double-blind randomized placebo-controlled field study in Senegal. *Fundam Clin Pharmacol.* 2009; 23:589–594. <https://doi.org/10.1111/j.1472-8206.2009.00731.x> PMID: 19744033.
26. Zion Market Research. Global market share for mosquito repellent may hit USD 5.00 Billion by 2022. <http://www.digitaljournal.com/pr/3711867>.
27. Schreck CE, Kline DL. Personal protection afforded by controlled-release topical repellents and permethrin-treated clothing against natural populations of *Aedes taeniorhynchus*. *J Am Mosq Control Assoc.* 1989; 5(1):77–80. PMID: 2708993.
28. Miot HA, Ferreira DP, Mendes FG, Carrenho FR, de Oliveira Amui I, Carneiro CA, et al. Efficacy of topical permethrin as repellent against *Aedes aegypti*'s bites. *Dermatol Online J.* 2008; 14(7):1. PMID: 18718185.
29. Tuetun B, Choochote W, Pongpaibul Y, Junkum A, Kanjanapothi D, Chaithong U, et al. Celery-based topical repellents as a potential natural alternative for personal protection against mosquitoes. *Parasitol Res.* 2008; 104:107–115. <https://doi.org/10.1007/s00436-008-1167-1> PMID: 18766378.
30. Maia MF, Onyango SP, Thele M, Simfukwe ET, Turner EL, Moore SJ. Do topical repellents divert mosquitoes within a community? Health equity implications of topical repellents as a mosquito bite prevention tool. *PloS One.* 2013; 8(12):e84875. <https://doi.org/10.1371/journal.pone.0084875> PMID: 24376852.
31. Wilson AL, Chen-Hussey V, Logan JG, Lindsay SW. Are topical insect repellents effective against malaria in endemic populations? A systematic review and meta-analysis. *Malar J.* 2014; 13:446. <https://doi.org/10.1186/1475-2875-13-446> PMID: 25413142.
32. Nguyen NM, Whitehorn JS, Luong Thi Hue T, Nguyen Thanh T, Mai Xuan T, Vo Xuan H, et al. Physicians, primary caregivers and topical repellent: all under-utilised resources in stopping dengue virus transmission in affected households. *PLoS Negl Trop Dis.* 2016; 10(5):e0004667. <https://doi.org/10.1371/journal.pntd.0004667> PMID: 27164168.
33. Sluydts V, Durnez L, Heng S, Gryseels C, Canier L, Kim S, et al. Efficacy of topical mosquito repellent (picaridin) plus long-lasting insecticidal nets versus long-lasting insecticidal nets alone for control of malaria: a cluster randomised controlled trial. *Lancet Infect Dis.* 2016; 16(10):1169–1177. [https://doi.org/10.1016/S1473-3099\(16\)30148-7](https://doi.org/10.1016/S1473-3099(16)30148-7) PMID: 27371977.
34. Deparis X, Frere B, Lamizana M, N'Guessan R, Leroux F, Lefevre P, et al. Efficacy of permethrin-treated uniforms in combination with DEET topical repellent for protection of French military troops in Cote d'Ivoire. *J Med Entomol.* 2004; 41:914–921. <https://doi.org/10.1603/0022-2585-41.5.914> PMID: 15535621.
35. Achee NL, Sardelis MR, Dufour I, Chauhan KR, Grieco JP. Characterization of spatial repellent, contact irritant, and toxicant chemical actions of standard vector control compounds. *J Am Mosq Control Assoc.* 2009; 25(2):156–167. <https://doi.org/10.2987/08-5831.1> PMID: 19653497.
36. Said SH, Grieco JP, Achee NL. Evaluation of contact irritant and spatial repellent behavioral responses of male *Aedes aegypti* to vector control compounds. *J Am Mosq Control Assoc.* 2009; 25(4):436–441. <https://doi.org/10.2987/09-5895.1> PMID: 20099590.
37. Achee NL, Bangs MJ, Farlow R, Killeen GF, Lindsay S, Logan JG, et al. Spatial repellents: from discovery and development to evidence-based validation. *Malar J.* 2012; 11:164. <https://doi.org/10.1186/1475-2875-11-164> PMID: 22583679.
38. Syafruddin D, Bangs MJ, Sidik D, Elyazar I, Asih PB, Chan K, et al. Impact of a spatial repellent on malaria incidence in two villages in Sumba, Indonesia. *Am J Trop Med Hyg.* 2014; 91(6):1079–1087. <https://doi.org/10.4269/ajtmh.13-0735> PMID: 25311699.
39. Tambwe MM, Mbeyela EM, Massinda BM, Moore SJ, Maia MF. Experimental hut evaluation of linalool spatial repellent agar gel against *Anopheles gambiae* sensu stricto mosquitoes in a semi-field system in Bagamoyo, Tanzania. *Parasit Vectors.* 2014; 7:550. <https://doi.org/10.1186/s13071-014-0550-2> PMID: 25477012.
40. Norris JE, Coats RJ. Current and future repellent technologies: the potential of spatial repellents and their place in mosquito-borne disease control. *Int J Environ Res Public Health.* 2017; 14(2): E124. <https://doi.org/10.3390/ijerph14020124> PMID: 28146066.

41. Obermayr U, Ruther J, Bernier UR, Rose A, Geier M. Evaluation of a push-pull approach for *Aedes aegypti* (L.) using a novel dispensing system for spatial repellents in the laboratory and in a semi-field environment. *PLoS One*. 2015; 10(6):e0129878. <https://doi.org/10.1371/journal.pone.0129878> PMID: 26115365.
42. Charlwood JD, Nenhep S, Protopopoff N, Sovannarothe S, Morgan JC, Hemingway J. Effects of the spatial repellent metofluthrin on landing rates of outdoor biting anophelines in Cambodia, Southeast Asia. *Med Vet Entomol*. 2016; 30:229–234. <https://doi.org/10.1111/mve.12168> PMID: 26991881.
43. Hogarh JN, Antwi-Agyei P, Obiri-Danso K. Application of mosquito repellent coils and associated self-reported health issues in Ghana. *Malar J*. 2016; 15:61. <https://doi.org/10.1186/s12936-016-1126-8> PMID: 26847206.
44. Iwashita H, Dida GO, Sonye GO, Sunahara T, Futami K, Njenga SM, et al. Push by a net, pull by a cow: can zooprophylaxis enhance the impact of insecticide treated bed nets on malaria control? *Parasit Vectors*. 2014; 7:52. <https://doi.org/10.1186/1756-3305-7-52> PMID: 24472517.
45. Kitau J, Oxborough R, Matowo J, Mosha F, Magesa SM, Rowland M. Indoor residual spraying with microencapsulated DEET repellent (N, N-diethyl-m-toluamide) for control of *Anopheles arabiensis* and *Culex quinquefasciatus*. *Parasit Vectors*. 2014; 7:446. <https://doi.org/10.1186/1756-3305-7-446> PMID: 25249021.
46. Sangoro O1, Lweitojera D, Simfukwe E, Ngonyani H, Mbeyela E, Lugiko D, et al. Use of a semi-field system to evaluate the efficacy of topical repellents under user conditions provides a disease exposure free technique comparable with field data. *Malar J*. 2014; 13:159. <https://doi.org/10.1186/1475-2875-13-159> PMID: 24767458
47. Revay EE, Kline DL, Xue RD, Qualls WA, Bernier UR, Kravchenko VD, et al. Reduction of mosquito biting-pressure: spatial repellents or mosquito traps? A field comparison of seven commercially available products in Israel. *Acta Trop*. 2013; 127(1):63–68. <https://doi.org/10.1016/j.actatropica.2013.03.011> PMID: 23545129.
48. Pennetier C, Corbel V, Hougard JM. Combination of a non-pyrethroid insecticide and a repellent: a new approach for controlling knockdown-resistant mosquitoes. *Am J Trop Med Hyg*. 2005; 72:739–744. PMID: 15964959.
49. Sukumaran D, Sharma AK, Wasu YH, Pandey P, Tyagi V. Knockdown and repellent effect of permethrin-impregnated army uniform cloth against *Aedes aegypti* after different cycles of washings. *Parasitol Res*. 2014; 113:1739–1747. <https://doi.org/10.1007/s00436-014-3819-7> PMID: 24595642.
50. Bibbs CS, Fulcher A, Xue RD. Allethrin-based mosquito control device causing knockdown, morbidity, and mortality in four species of field-caught mosquitoes (Diptera: Culicidae). *J Med Entomol*. 2015; 52:739–742. <https://doi.org/10.1093/jme/tjv065> PMID: 26335485.
51. Deletre E, Martin T, Duménil C, Chandre F. Insecticide resistance modifies mosquito response to DEET and natural repellents. *Parasit Vectors*. 2019; 12(1): 89. <https://doi.org/10.1186/s13071-019-3343-9> PMID: 30867033.
52. Agossa FR, Gnanguenon V, Anagonou R, Azondekon R, Aizoun N, Sovi A, et al. Impact of insecticide resistance on the effectiveness of pyrethroid-based malaria vectors control tools in Benin: decreased toxicity and repellent effect. *PLoS One*. 2015; 10(12): e0145207. <https://doi.org/10.1371/journal.pone.0145207> PMID: 26674643.
53. Kawada H, Ohashi K, Dida GO, Sonye G, Njenga SM, Mwandawiro C, et al. Insecticidal and repellent activities of pyrethroids to the three major pyrethroid-resistant malaria vectors in western Kenya. *Parasit Vectors*. 2014; 7: 208. <https://doi.org/10.1186/1756-3305-7-208> PMID: 24885499.
54. Muenworn V, Akaratanakul P, Bangs MJ, Parbaripai A, Chareonviriyaphap T. Insecticide-induced behavioral responses in two populations of *Anopheles maculatus* and *Anopheles sawadwongporni*, malaria vectors in Thailand. *J Am Mosq Control Assoc*. 2006; 22:689–698. [https://doi.org/10.2987/8756-971X\(2006\)22\[689:IBRITP\]2.0.CO;2](https://doi.org/10.2987/8756-971X(2006)22[689:IBRITP]2.0.CO;2) PMID: 17304938
55. Chareonviriyaphap T, Sungvornyothin S, Ratanatham S, Prabaripai A. Insecticide-induced behavioral responses of *Anopheles minimus*, a malaria vector in Thailand. *J Am Mosq Control Assoc*. 2001; 17:13–22. PMID: 11345412
56. He Z, Zhang J, Shi Z, Liu J, Zhang J, Yan Z, et al. Modification of contact avoidance behaviour associated with pyrethroid resistance in *Anopheles sinensis* (Diptera: Culicidae). *Malar J*. 2019; 18: 131. <https://doi.org/10.1186/s12936-019-2765-3> PMID: 30971253
57. Agramonte NM, Bloomquist JR, Bernier UR. Pyrethroid resistance alters the blood-feeding behavior in Puerto Rican *Aedes aegypti* mosquitoes exposed to treated fabric. *PLoS Negl Trop Dis*. 2017; 11(9): e0005954. PMID: PMC5624645. <https://doi.org/10.1371/journal.pntd.0005954> PMID: 28931018
58. Wagman JM, Achee NL, Grieco JP. Insensitivity to the spatial repellent action of transfluthrin in *Aedes aegypti*: A heritable trait associated with decreased insecticide susceptibility. *PLoS Negl Trop Dis*.

- 2015; 9(4):e0003726. PMID: 25879206. <https://doi.org/10.1371/journal.pntd.0003726> PMID: 25879206
59. Yang X. Metaheuristic Optimization: Nature-Inspired Algorithms and Applications. In: Yang X, ed. Artificial Intelligence, Evolutionary Computing and Metaheuristics Studies in Computational Intelligence. Berlin: Springer; 2013.
 60. Saffre F, Hildmann H, Deneubourg J-L. Can individual heterogeneity influence self-organised patterns in the termite nest construction model? *Swarm Intell.* 2018; 12:101–110. <https://doi.org/10.1007/s11721-017-0143-8>.
 61. Jun M. Research on the fish behavior simulation based on Swarm Intelligence. *Procedia Eng.* 2012; 43:547–551. <https://doi.org/10.1016/j.proeng.2012.08.095>.
 62. Meng X-B, Gao XZ, Lu L, Liu Y, Zhang H. A new bio-inspired optimisation algorithm: Bird Swarm Algorithm. *J Exp Theor Artif Intell.* 2016; 28:673–687. <https://doi.org/10.1080/0952813X.2015.1042530>.
 63. Miller P. *The Smart Swarm: How understanding flocks, schools, and colonies can make us better at communicating, decision making, and getting things done.* New York: Avery; 2010.
 64. Schimansky-Geier L, Mieth M, Rosé H, Malchow H. Structure formation by active Brownian particles. *Phys Lett A.* 1995; 207:140–146. [https://doi.org/10.1016/0375-9601\(95\)00700-D](https://doi.org/10.1016/0375-9601(95)00700-D).
 65. Huepe C, Aldana M. Intermittency and clustering in a system of self-driven particles. *Phys Rev Lett.* 2004; 92:168701. <https://doi.org/10.1103/PhysRevLett.92.168701> PMID: 15169268.
 66. Buhl J, Sumpter DJ, Couzin ID, Hale JJ, Despland E, Miller ER, et al. From disorder to order in marching locusts. *Science.* 2006; 312:1402–1406. <https://doi.org/10.1126/science.1125142> PMID: 16741126.
 67. Spitzen J, Koelewijn T, Mukabana WR, Takken W. Visualization of house-entry behaviour of malaria mosquitoes. *Malar J.* 2016; 15:233. <https://doi.org/10.1186/s12936-016-1293-7> PMID: 27108961.
 68. Parker JEA, Angarita Jaimes NC, Gleave K, Mashauri F, Abe M, Martine J, et al. Host-seeking activity of a Tanzanian population of *Anopheles arabiensis* at an insecticide treated bed net. *Malar J.* 2017; 16(1):270. <https://doi.org/10.1186/s12936-017-1909-6> PMID: 28676092.
 69. Cagnetta FCF, Gonnella G, Suma A. Large fluctuations and dynamic phase transition in a system of self-propelled particles. *Phys Rev Lett.* 2017; 119:158002. <https://doi.org/10.1103/PhysRevLett.119.158002> PMID: 29077467
 70. Pan Q, He Y. Recent advances in self-propelled particles. *Science China Chem.* 2017; 60:1293–1304.
 71. Pototsky A, Hahn AM, Stark H. Rectification of self-propelled particles by symmetric barriers. *Phys Rev E Stat Nonlin Soft Matter Phys.* 2013; 87(4):042124 <https://doi.org/10.1103/PhysRevE.87.042124> PMID: 23679389
 72. Aragonés JLYS, Alexander-Katz A. Diffusion of self-propelled particles in complex media. *arXiv* 2018:1801.04741v1.
 73. Ahmed I, Ly DQ, Ahmed W. Collective behavior of self-propelled particles in the presence of moving obstacles. *Materials Today: Proceedings.* 2017; 4:65–74. <https://doi.org/10.1016/j.matpr.2017.01.194>.
 74. Corberi F, Mazzarisi O, Gambassi A. Dynamics of fluctuations in the Gaussian model with conserved dynamics. *J Stat Mech-Theory E.* 2019; 2019(10):104001. <http://doi.org/10.1088/1742-5468/ab3bc7>.
 75. Yates CABR, Erban R, Maini PK. Refining self-propelled particle models for collective behavior. *Can App Math Quarter.* 2011; 18(3):299–350.
 76. Takayuki H, Takashi S, Nobuyasu I. Collective motion in repulsive self-propelled particles in confined geometries. *J Physics: Conf Series* 2017; 921:012006. <https://doi.org/10.1088/1742-6596/921/1/012006>.
 77. Chaté H, Ginelli F, Grégoire G, Peruani F, Raynaud F. Modeling collective motion: variations on the Vicsek model. *Eur Phys J B.* 2008; 64:451–456. <https://doi.org/10.1140/epjb/e2008-00275-9>.
 78. Schimansky-Geier L, Mieth M, Rosé H, Malchow. Structure formation by active Brownian particles. *Physics Let A.* 1995; 207:140–146. [https://doi.org/10.1016/0375-9601\(95\)00700-D](https://doi.org/10.1016/0375-9601(95)00700-D).
 79. Birkhoff G, Gartland EC Jr, Lynch RE. Difference methods for solving convection-diffusion equations. *Compu Math Appl.* 1990; 19(11):147–160. [https://doi.org/10.1016/0898-1221\(90\)90158-G](https://doi.org/10.1016/0898-1221(90)90158-G).
 80. Amelia-Yap ZH, Chen CD, Sofian-Azirun M, Lau KW, Suana IW, Harmonis, et al. Efficacy of mosquito coils: cross-resistance to pyrethroids in *Aedes aegypti* (Diptera: Culicidae) from Indonesia. *J Econ Entomol.* 2018; 111(6):2854–2860. <https://doi.org/10.1093/jee/toy296> PMID: 30265353.
 81. Parker J, Angarita-Jaimes N, Abe M, Towers CE, Towers D, et al. Infrared video tracking of *Anopheles gambiae* at insecticide-treated bed nets reveals rapid decisive impact after brief localised net contact. *Sci Rep.* 2015; 5: 13392. <https://doi.org/10.1038/srep13392> PMID: 26323965
 82. Mukabana WR, Mweresa CK, Otieno B, Omusula P, Smallegange RC, van Loon JJ, et al. A novel synthetic odorant blend for trapping of malaria and other African mosquito species. *J Chem Ecol.* 2012; 38:235–244. <https://doi.org/10.1007/s10886-012-0088-8> PMID: 22426893.

83. Spitzen J, Spoor CW, Grieco F, ter Braak C, Beeuwkes J, van Brugge SP, et al. A 3D analysis of flight behavior of *Anopheles gambiae* sensu stricto malaria mosquitoes in response to human odor and heat. PLoS One. 2013; 8(5):e62995. <https://doi.org/10.1371/journal.pone.0062995> PMID: 23658792.
84. Wagman JM, Achee NL, Grieco JP. Insensitivity to the spatial repellent action of transfluthrin in *Aedes aegypti*: a heritable trait associated with decreased insecticide susceptibility. PLoS Negl Trop Dis. 2015; 9(4):e0003726. <https://doi.org/10.1371/journal.pntd.0003726> PMID: 25879206.
85. Buhagiar TS, Devine GJ, Ritchie SA. Metofluthrin: investigations into the use of a volatile spatial pyrethroid in a global spread of dengue, chikungunya and Zika viruses. Parasit Vectors. 2017; 10(1):270. <https://doi.org/10.1186/s13071-017-2219-0> PMID: 28558804.
86. Kennedy JS. The excitant and repellent effects on mosquitoes of sublethal contacts with DDT. Bull Entomol Res. 1947; 37:593–607. <https://doi.org/10.1017/s0007485300030091> PMID: 20287803
87. Dethier GV, Browne BL, Smith NC. The designation of chemicals in terms of the responses they elicit from insects. J Econ Entomol. 1960; 53:134–136.
88. Ogoma SB, Ngonyani H, Simfukwe ET, Mseka A, Moore J, Maia MF, et al. The mode of action of spatial repellents and their impact on vectorial capacity of *Anopheles gambiae* sensu stricto. PLoS One. 2014; 9(12):e110433. <https://doi.org/10.1371/journal.pone.0110433> PMID: 25485850
89. Sfara V, Mougabure-Cueto GA, González-Audino PA. Modulation of the behavioral and electrical responses to the repellent DEET elicited by the pre-exposure to the same compound in *Blattella germanica*. PeerJ. 2016; 4:e2150. <https://doi.org/10.7717/peerj.2150> PMID: 27375967
90. Clark JT, Ray A. Olfactory mechanisms for discovery of odorants to reduce insect-host contact. J Chem Ecol. 2016; 42(9):919–30. <https://doi.org/10.1007/s10886-016-0770-3> PMID: 27628342
91. Bohbot JD, Dickens JC. Insect repellents: modulators of mosquito odorant receptor activity. PLoS One. 2010; 5(8):e12138. <https://doi.org/10.1371/journal.pone.0012138> PMID: 20725637
92. Dogan EB, Rossignol PA. An olfactometer for discriminating between attraction, inhibition, and repellency in mosquitoes (Diptera: Culicidae). J Med Entomol. 1999; 36(6):788–93. <https://doi.org/10.1093/jmedent/36.6.788> PMID: 10593082
93. Lucas JR, Shono Y, Iwasaki T, Ishiwatari T, Spero N, Benzon G. U.S. laboratory and field trials of metofluthrin (SumiOne) emanators for reducing mosquito biting outdoors. J Am Mosq Control Assoc. 2007; 23(1):47–54. [https://doi.org/10.2987/8756-971X\(2007\)23\[47:ULAFTO\]2.0.CO;2](https://doi.org/10.2987/8756-971X(2007)23[47:ULAFTO]2.0.CO;2) PMID: 17536367