

Cost-effectiveness of vitamin D₃ supplementation in older adults with vitamin D deficiency in Ireland

Laurence Francis Lacey ¹, David J Armstrong,^{2,3} Emily Royle,² Pamela Magee,² L Kirsty Pourshahidi,² Sumantra Ray,^{2,4,5} J J Strain,² Emeir McSorley²

To cite: Lacey LF, Armstrong DJ, Royle E, *et al.* Cost-effectiveness of vitamin D₃ supplementation in older adults with vitamin D deficiency in Ireland. *BMJ Nutrition, Prevention & Health* 2022;0:e000382. doi:10.1136/bmjnph-2021-000382

¹Lacey Solutions Limited, Skerries, County Dublin, Ireland
²Nutrition Innovation Centre for Food and Health (NICHE), Ulster University, Coleraine, UK
³Department of Rheumatology, Altnagelvin Hospital, Western Health and Social Care Trust, Londonderry, UK
⁴NNEdPro Global Centre for Nutrition and Health St John's Innovation Centre, Cambridge, UK
⁵Fitzwilliam College and School of Humanities and Social Sciences, University of Cambridge, Cambridge, UK

Correspondence to

Dr Laurence Francis Lacey, Lacey Solutions Limited, Skerries, County Dublin, Ireland; larry@laceysolutions.ie

Received 30 September 2021
Accepted 18 April 2022
Published Online First
26 May 2022



© Author(s) (or their employer(s)) 2022. Re-use permitted under CC BY-NC. No commercial re-use. See rights and permissions. Published by BMJ.

ABSTRACT

Background This study investigated the cost-effectiveness of vitamin D₃ supplementation in older adults in Ireland, with year-round vitamin D deficiency (serum 25-hydroxyvitamin D concentration <30 nmol/L) (13% of Irish adults), from the perspective of the Health Service Executive.

Methods Three age groups were investigated: (1) ≥50 years, (2) ≥60 years and (3) ≥70 years. Based on the clinical literature, vitamin D₃ supplementation may: (1) decrease all-cause mortality by 7% and (2) reduce hip fractures by 16% and non-hip fractures by 20%. A discount rate of 4% was applied to life years and quality-adjusted life years (QALYs) gained, and healthcare costs. The annual healthcare costs per patient used in the model are based on the average annual health resource use over the 5-year time horizon of the model.

Results The cost/QALY estimates in all three age groups are below the usually acceptable cost-effectiveness threshold of €20 000/QALY. The most cost-effective and least costly intervention was in adults ≥70 years. For this age group, the average annual costs and outcomes would be approximately €5.6 million, 1044 QALYs gained, with a cost/QALY of approximately €5400. The results are most sensitive to the mortality risk reduction following vitamin D₃ supplementation.

Conclusion The cost-effectiveness of vitamin D₃ supplementation is most robust in adults ≥70 years. Clinical uncertainty in the magnitude of the benefits of vitamin D₃ supplementation could be further addressed by means of: (1) performing a clinical research study or (2) conducting a pilot/regional study, prior to reaching a decision to invest in a nationwide programme.

INTRODUCTION

Clinical vitamin D deficiency (serum 25-hydroxyvitamin D (25(OH)D) concentration below <30 nmol/L) increases the risk of excess mortality and disease.¹ Vitamin D₃ supplementation is likely to be clinically beneficial in deficiency¹ but have little or no benefit for those who are replete in the vitamin. Vitamin D deficiency, as measured by serum 25(OH)D, is particularly high among older Irish adults.²

There is a growing interest in the cost-effectiveness of vitamin D to prevent disease. While several previous studies were mainly

WHAT IS ALREADY KNOWN ON THIS TOPIC

⇒ There is a growing interest in the cost-effectiveness of vitamin D to prevent disease. This study investigated the cost-effectiveness of vitamin D₃ supplementation in older adults in Ireland, where previous research has demonstrated year-round vitamin D deficiency (25(OH)D concentration <30 nmol/L) in 13% of the adult population.

WHAT THIS STUDY ADDS

⇒ The cost-effectiveness of vitamin D₃ supplementation is most robust in adults ≥70 years.

HOW THIS STUDY MIGHT AFFECT RESEARCH, PRACTICE AND/OR POLICY

⇒ The results of this study warrant further investigation, for example, within a GP (general medical practitioner)-monitored, vitamin D₃ supplementation programme for elderly adults. Also, the results should be pertinent to the relevant decision makers, including the Irish Department of Health.

conducted in the elderly for fall and/or fractures (eg, refs 3 4), more recently, a study estimated the costs and savings for preventing cancer deaths by vitamin D supplementation of the population aged ≥50 years in Germany.⁵ The results of this study supported the use of vitamin D₃ supplementation among older adults as a potential cost saving approach to reduce cancer mortality.⁵

The objective of this study is to investigate the cost-effectiveness of vitamin D₃ supplementation in older adults in Ireland, with year-round vitamin D deficiency (25(OH)D concentration <30 nmol/L) (13% of adults²), from the perspective of the Health Service Executive (HSE).

METHODS

Deaths and fractures avoided

The methodology used builds on that used by Niedermaier *et al.*⁵ The methodology applied to Ireland uses Central Statistics Office Irish

Life Table No. 17, for males and females, for the period 2015–2017.⁶ The data for male and females from the Life Table were combined using Irish population statistics for 2016⁷ and applying the method of weighted averaging. The annual mortality probability and the expected life expectancy were determined for all ages. A 4% annual discount rate⁸ was applied in order to calculate the discounted life expectancy. The ‘at risk’ population of interest (i.e., those with year-round vitamin D deficiency) is estimated to be 13% of the Irish population.² This population cohort was estimated by applying 13% to the Irish population statistics for 2016 for all ages. The population data were summarised into 5-year age groups, beginning at age 50 years. The final age group was for those ≥85 years (with a mean age assumed to be 90 years, when required). For any given 5-year age group, the expected annual number of deaths is equal to the number of people in the age group multiplied by the annual mortality probability for the midpoint age of the group.

Based on the clinical literature, vitamin D₃ supplementation may: (1) decrease all-cause mortality by 7%,⁹ of which 4.2% (of the 7%) is a reduction in cancer mortality and (2) reduce hip fractures by 16% (and related excess mortality)¹⁰ and non-hip/less severe fractures by approximately 20%.^{11 12} In the base-case analysis, the reduction in all-cause mortality was implemented in the model by applying a 7% reduction to the expected number of deaths occurring in each 5-year age group. This point-estimate reduction in all-cause mortality was varied over the range 1%–10% in the univariate sensitivity analysis.

The number of hip fractures in 2019 and their distribution by age were obtained from the Hip Fracture database.¹³ The number of non-hip fractures in 2014 was estimated from the total number of fractures and the number of hip fractures reported in the literature.¹⁴ The number of non-hip fractures was assumed to have the same relative age distribution, as was found for hip fractures. It was conservatively assumed that only 13% of people who have a fracture would have year-round vitamin D deficiency and be included in the ‘at risk’ population of interest.² The reductions in hip fractures (16%, and the associated estimated 1-year mortality of 22% following a hip fracture¹⁵) and non-hip fractures (approximately 20%) were included in the base-case analysis and varied in the univariate sensitivity analysis.

The results obtained from the model were investigated for three age cohorts: (1) ≥50 years, (2) ≥60 years, and (3) ≥70 years.

Discounted life years and discounted quality-adjusted life years (QALYs) gained

The number of discounted life years gained for any given age group is equal to the number of deaths avoided multiplied by the associated discounted life expectancy. The number of discounted QALYs gained for any given age group is equal to number of discounted life years gained multiplied by the age-related utility value for the midpoint of the age group.

EQ-5D (a standardised measure of health-related quality of life) index population norms for the UK¹⁶ were used for age-related utility values. The following age-related utility equation was used for ages ≥50 years (which had a coefficient of determination (R^2) of approximately 99%).

$$Utility (age) = (0.00002 \times age^2) - (0.0058 \times age) + 1.0846$$

The disutility estimate used for hip fracture was 0.20 and for non-hip fracture was 0.09.⁴ These disutility estimates were applied for 1 year to estimate fracture-related QALYs gained, that is, number of fractures avoided per annum multiplied by the relevant fracture disutility.

Comparator and time horizon

The comparator is the current standard of care, which is being compared against a systematic public health programme: (1) to identify year-round vitamin D deficient adults (≥50 years), by means of serum 25(OH)D measurement, and (2) to treat such adults with vitamin D₃ supplementation, under GP supervision, to render the patients vitamin D replete and to maintain their vitamin D adequacy over time.

A 5-year time horizon was employed in the sense that it was assumed that it would take 5-years for the public health programme to have identified the eligible vitamin D deficient patients and for them to have been treated for their vitamin D deficiency and to be maintained in a vitamin D replete state.

Healthcare resource use and costs

For each age group, it was assumed that the average annual healthcare cost would be the cost of treating all the eligible patients plus the cost of patient identification (ie, a serum 25(OH)D measurement in order to identify the ‘at risk’ population), with the latter ‘set-up’ cost averaged over 5 years. Thus, only those patients who are GP assessed to be year-round vitamin D deficient are subsequently treated with vitamin D₃ supplementation and monitored. Vitamin D deficiency was assumed to be treated with vitamin D₃ 4000IU daily for up to 10 weeks, followed by 800IU daily thereafter. Healthcare costs included in the analysis are: serum 25(OH)D measurement, the average cost of a GP visit and drug acquisition costs of vitamin D₃ supplements. Over the 5-year period, costs were discounted at 4% per annum after the first year.

The cost off-sets included in the analysis were end-of-life invasive cancer costs avoided and the costs of fractures (hip and non-hip/less severe fractures) avoided. The reduction in all-cause mortality was implemented in the model by applying a 7% reduction to the expected number of deaths occurring in each 5-year age group. This 7% reduction in all-cause mortality could be ‘partitioned’ into a 4.2% reduction in cancer mortality and a 2.8% reduction in non-cancer mortality.⁹ Thus, approximately 61% of the reduction in mortality was due to the reduction in cancer mortality. Invasive cancers constitute approximately 55% of all cancers.¹⁷ Thus, approx. 33% of the reduction in mortality was due to the reduction

Table 1 Healthcare resource use items and associated unit costs

Resource use item	No. of items	Unit cost* (€2020)	Reference/comment
Screening			
Serum 25(OH)D measurement	1	€21.50	Chosen to be greater than the PPP equivalent cost of UK £17 per test. ²³
At-risk population†			
GP visit	1 (per annum)‡	€35.19	Estimated from ref 24.
Serum 25(OH)D measurement	1 (per annum)	€21.50	Chosen to be greater than the PPP equivalent cost of UK £17 per test. ²³
Vitamin D ₃ 4000 IU	1 (pack)	€25.72	Reimbursed price from PCRS (Primary Care Reimbursement Service) database; total cost to HSE including rebate and dispensing fees. ²⁵
Vitamin D ₃ 800 IU	Continuous maintenance treatment following correction of vitamin D deficiency in the first year	€15.52 (90-day supply)	Reimbursed price from PCRS database; total cost to HSE including rebate and dispensing fees. ²⁵
Cost off-sets			
Invasive cancer end-of-life care	n/a	€6487	Based on average UK end-of-life cancer (prostate, ovarian, colon) costs.§ ¹⁸
Hip fracture	n/a	€13 717	14
Non-hip fracture	n/a	€7140	14
*Where required costs were inflated to December 2020 values using the Irish health inflator. ²⁶			
†2020 PPP, £1=€1.14. ²⁷			
‡Average cost per patient per annum=€129.44.			
§Two GP visits in the first year of patient recruitment, averaged over 5 years.			
HSE, Health Service Executive; n/a, not applicable; PPP, purchasing power parity.			

in invasive cancer mortality. Conservatively, for deaths avoided, end-of-life costs of invasive cancers avoided were the only cost off-sets included in the analysis.

Average UK end-of-life cancer costs¹⁸ were applied to Irish invasive cancer deaths, using the method of purchasing power parity (PPP), with inflation of healthcare costs to €(2020) values. Additional healthcare cost off-sets included in the analysis were due to the healthcare costs of hip and non-hip fractures avoided. The unit costs of all healthcare resource use items included in the model are summarised in table 1.

Univariate and multivariate sensitivity analyses

The univariate sensitivity analyses and multivariate sensitivity analysis performed are summarised in table 2.

All results of the data analysis given below were obtained using Microsoft Excel 2019, 32-bit version.

RESULTS

Base-case results

The base-case cost-effectiveness results are summarised in table 3. The cost/QALY estimates in all three age groups are below the usually acceptable cost-effectiveness threshold of €20 000/QALY in Ireland. The most cost-effective and least costly intervention was in adults ≥70

years of age. While a public health primary prevention programme in adults ≥70 years of age would produce fewer QALYs, it would be sufficiently less costly to result in the lowest (best) cost/QALY.

All additional base-case results will be focused on those obtained in adults ≥70 years of age.

The annual healthcare cost offsets reduce the average annual costs from a total of approximately €8.4 million to approximately €5.6 million per annum for treating older adults ≥70 years, who are year-round vitamin D deficient, with vitamin D₃ supplementation (figure 1).

Vitamin D₃ supplementation drug acquisition costs are the biggest cost component, being approximately 40% of the total €8.4 million annual healthcare costs (excluding cost offsets) (figure 2). Approximately 84% of the annual healthcare cost off-sets are the healthcare costs of fractures avoided, with the remaining approximate 16% of the annual healthcare cost off-sets due to end-of-life care costs avoided from a reduction in invasive cancer deaths.

Results of the sensitivity analyses

In a univariate analysis, the impact on the cost/QALY of varying the % reduction in all-cause mortality from treating older adults, who are year-round vitamin D deficient, with vitamin D₃ supplementation is given in

Table 2 Parameterisation of the univariate and multivariate sensitivity analyses undertaken

Parameter for univariate sensitivity analyses	Base-case estimate*	Assumption and/or (reference)	Range or measure of variation evaluated
% Reduction in all-cause mortality	7%	A meta-analysis of RCTs; RR: 0.93; 95% CI 0.88 to 0.98 ⁹	1%–10%
The risk reduction of fractures (hip and non-hip)	16% (hip) ^{10 12} 20% (non-hip, less severe fractures) ¹²	A meta-analysis of RCTs; for vitamin D plus calcium, RR, 0.84 (95% CI 0.72 to 0.97) for hip fracture. ¹⁰ A meta-analysis of RCTs; for vitamin D dose >400IU/day, RR was 0.82 (95% CI 0.69 to 0.97) for hip fractures, and RR: 0.80 (95% CI 0.72 to 0.89) for non-vertebral fractures. ¹²	1%–150% (of the base-case estimates)
Discount rate for costs and benefits	4%	⁸	0%–6%
Serum 25(OH)D measurement cost	€21.50	Assumed to be greater than the PPP equivalent of £17 per test ²³	50% increase in the base-case estimate
Invasive cancer end-of-life care cost	€6487	¹⁸	50% increase in the base-case estimate
Average annual discounted cost of serum 25(OH)D measurement, GP visit, plus vitamin D acquisition cost†	€120.59 (non-discounted, €129.44)	Based on the average cost over a 5-year period (with/without discounting)	50% increase in the base-case cost of serum 25(OH)D measurement, and the cost of GP visit, respectively
% Reduction in all-cause mortality	7%	⁹	4.9% (30% reduction from base-case)
The risk reduction of fractures (hip and non-hip)	16% (hip) 20% (non-hip)	^{10 12}	11% (hip) 14% (non-hip) (30% reduction from base-case)
Serum 25(OH)D measurement cost	€21.50	Assumed to be greater than the PPP equivalent of £17 per test ²³	30% increase in the base-case estimate
Invasive cancer end-of-life care cost	€6487	¹⁸	30% increase in the base-case estimate
Average annual discounted cost of serum 25(OH)D measurement, #GP visit, plus vitamin D acquisition cost	€120.59 (non-discounted, €129.44)	Based on the average cost over a 5-year period (with/without discounting)	30% increase in the base-case cost of serum 25(OH)D measurement, and the cost of GP visit, respectively

*Cost of a GP visit derived from data from Primary Care Reimbursement Service (PCRS) Statistical Analysis of Claims and Payments (2016).²⁴

†All costs are 2020 costs, with inflation of costs to €(2020) values²⁶ where required.

PPP, purchasing power parity; RCTs, randomised controlled trials.

figure 3. As can be seen, for elderly adults ≥ 70 years of age, even if the reduction in all-cause mortality due to vitamin D₃ supplementation was reduced to 2% (7% in the basecase), the cost/QALY in this age group would still be less than €20 000 per QALY gained. A similar threshold analysis can be performed for the other age groups by visible inspection of **figure 3**.

The impact on the cost/QALY of varying the risk reduction of fractures (hip and non-hip/less severe fractures) from treating older adults, who are year-round vitamin D deficient, with vitamin D₃ supplementation was investigated in another univariate analysis. In all cases explored, the cost/QALY remain less than €20 000 per QALY gained for each of the three age groups (**figure 4**).

The impact on the cost/QALY of varying the discount rate per annum (4% in the basecase) was investigated in another univariate analysis. In all cases explored, the cost/QALY remain less than €20 000 per QALY gained for all age groups (**figure 5**).

In terms of healthcare costs, the most uncertain are in relation to: (1) serum 25(OH)D measurement and (2) average end-of-life invasive cancer cost. By means of univariate sensitivity analyses:

1. The serum 25(OH)D measurement non-discounted cost was increased by 50% (compared with the basecase, from €21.50 to €32.25), which will tend to increase the cost per QALY results (**table 3**). While the cost per QALY results increased modestly for each age cohort

Table 3 Base-case cost-effectiveness of vitamin D₃ supplementation in older adults with vitamin D deficiency plus results of univariate and multivariate sensitivity analyses

Description	Age group	Net average cost of vitamin D deficiency treatment programme per annum	Discounted QALYs gained	Cost-effectiveness (cost/QALY)
Base-case	≥50 years	€25 207 905	1691	€14 911
	≥60 years	€14 039 487	1447	€9702
	≥70 years	€5 607 144	1044	€5371
Increasing the serum 25(OH)D measurement cost by 50%	≥50 years	€29 959 397	1691	€17 722
	≥60 years	€16 918 458	1447	€11 692
	≥70 years	€7 007 603	1044	€6712
Increasing the average end-of-life invasive cancer cost by 50%	≥50 years	€24 925 167	1691	€14 744
	≥60 years	€13 775 381	1447	€9520
	≥70 years	€5 382 234	1044	€5155
Increasing the average annual cost of serum 25(OH)D measurement, GP visit, plus vitamin D ₃ supplementation acquisition cost by 50%	≥50 years	€39 425 029	1691	€23 321
	≥60 years	€22 653 769	1447	€15 655
	≥70 years	€9 797 513	1044	€9385
'Pessimistic' multivariate sensitivity analysis	≥50 years	€38 954 948	1184	€32 910
	≥60 years	€22 701 074	1013	€22 405
	≥70 years	€10 150 658	729	€13 917

.25(OH)D, serum 25-hydroxyvitamin D; QALY, quality-adjusted life year.

compared with the basecase results, they remain below the €20 000/QALY threshold (table 3).

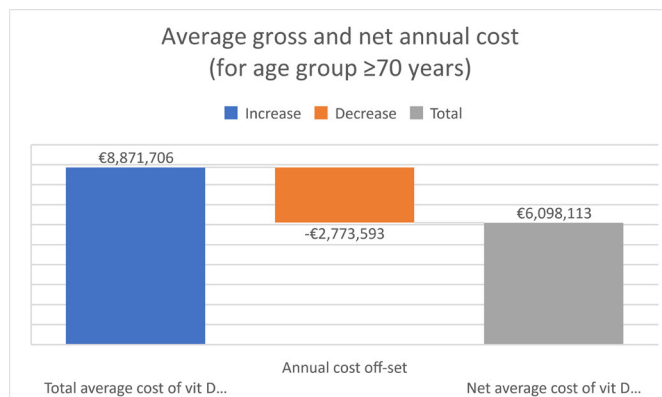
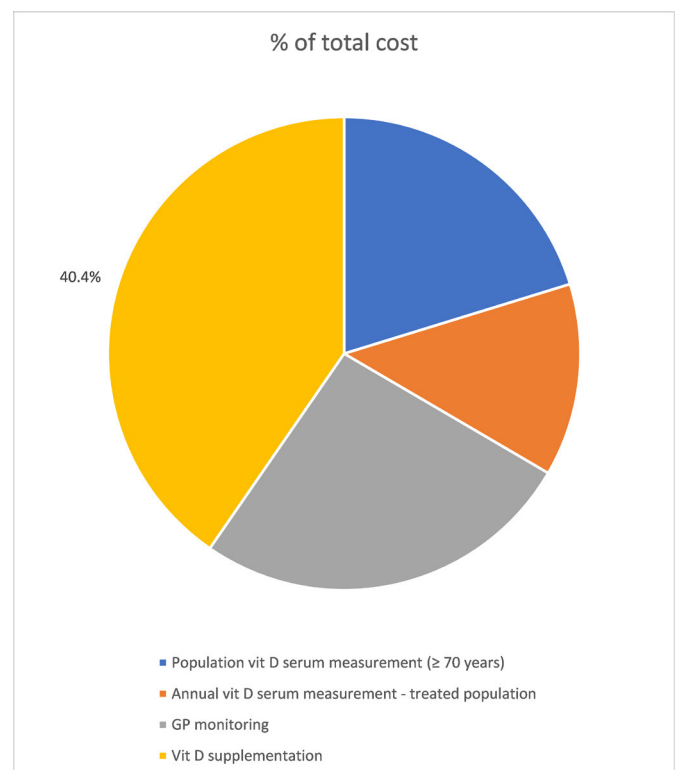
- The average end-of-life invasive cancer cost was increased by 50% (compared with the basecase, from €6487 to €9731), as it was based on a 2005 reference.¹⁸

This cost off-set will tend to decrease the cost per QALY results (table 3).

The cost per QALY results were not very sensitive to large changes (50% increase) in either of these uncertain unit costs.

Potentially, some vitamin D deficient elderly adults may require additional serum 25(OH)D measurement, GP visit(s) per annum and/or additional course(s) of vitamin D₃ supplementation to correct their vitamin D deficiency. To investigate this, a sensitivity analysis was

conducted in which the average annual discounted cost of serum 25(OH)D measurement, GP visit, plus vitamin D₃ supplementation acquisition cost (€120.59 in the


Figure 1 Waterfall plot of base-case average annual total, cost off-set and net healthcare costs in older adults ≥70 years.

Figure 2 Composition of the base-case average annual total annual costs (excluding cost off-sets) in older adults ≥70 years.

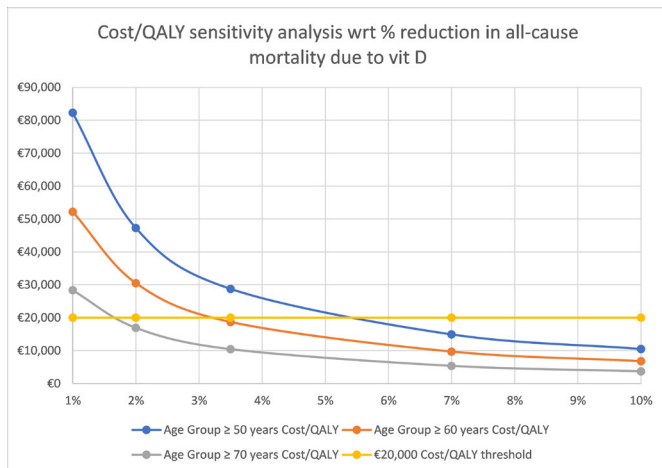


Figure 3 Univariate sensitivity analysis: impact on the cost/QALY of varying the % reduction in all-cause mortality from treating those older adults, who are year-round vitamin D deficient, with vitamin D₃ supplementation (base-case=7% reduction in all-cause mortality). QALY, quality-adjusted life years.

basecase) was increased by 50% (to €180.88) (table 3). In this case, the cost per QALY results increased for each age cohort compared with the basecase results; however, for both the age groups: ≥60 years and ≥70 years, the cost per QALY were well below €20 000/QALY (table 3).

Results of a ‘pessimistic’ scenario

The parameterisation for a multivariate sensitivity analysis performed is summarised in table 2. In this case, the potential clinical benefits of vitamin D₃ supplementation to vitamin D deficient elderly adults are decreased by 30% compared with the basecase, whereas the relevant healthcare costs are increased by 30%. This is regarded as a ‘pessimistic’ scenario.

In this ‘pessimistic’ scenario, the cost per QALY for the age group: ≥70 years remained well below €20 000/QALY,

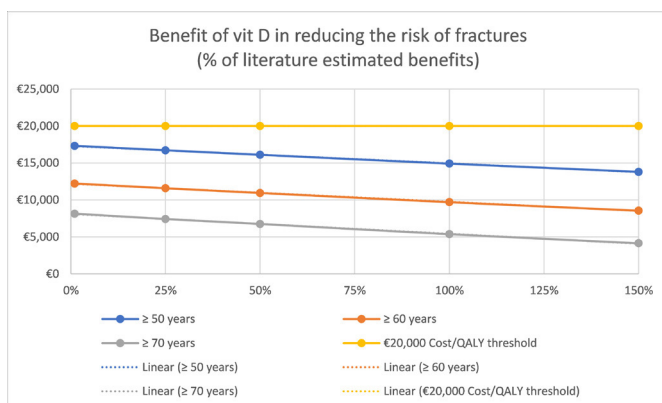


Figure 4 Univariate sensitivity analysis: impact on the cost/QALY of varying the risk reduction of fractures (hip and non-hip) from the published literature as a result of treating older adults, who are year-round vitamin D deficient, with vitamin D₃ supplementation (ie, the risk reduction estimates were varied over the range 1%–150% of the literature estimates used in the base-case). QALY, quality-adjusted life years.

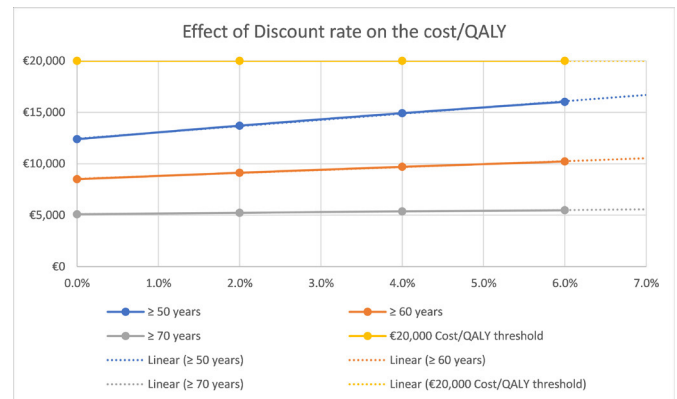


Figure 5 Univariate sensitivity analysis: impact on the cost/QALY of varying the discount rate for treating older adults, who are year-round vitamin D deficient, with vitamin D₃ supplementation (base-case=4% discount rate per annum). QALY, quality-adjusted life year.

whereas this was no longer the case for the age group: ≥60 years, with the cost per QALY considerably above €20 000/QALY for the age group: ≥50 years (table 3).

Results of a willingness to pay (WTP) threshold analysis

A WTP threshold analysis was performed to determine the minimum reduction in all-cause mortality required for vitamin D₃ supplementation to be cost-effective (figure 6). At a WTP threshold of €15 000/QALY, a 7% reduction in all-cause mortality would be required for vitamin D₃ supplementation to be cost-effective for the age group: ≥50 years, whereas the corresponding WTP threshold decreases to approximately €5000/QALY for the age group: ≥70 years. Also, should the reduction in all-cause mortality obtained with vitamin D₃ supplementation be only 1.6% (as opposed to 7%), the cost/QALY would be €20 000 for the age group: ≥70 years. In comparison, the meta-analysis provided a lower 95% CI of approximately 2% (table 2⁹) for the reduction in all-cause mortality obtained with vitamin D₃ supplementation.

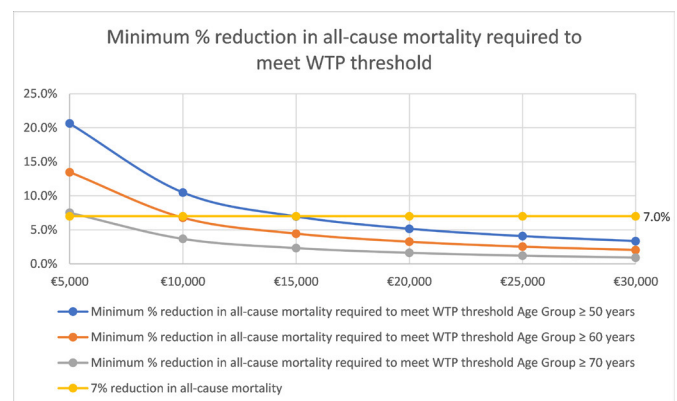


Figure 6 Minimum % reduction in all-cause annual mortality, following vitamin D₃ supplementation, required to meet the willingness to pay (WTP) threshold for each age group.

DISCUSSION

Vitamin D₃ supplementation is likely to be clinically beneficial only in deficiency¹ or those who are not fully replete. Those most likely to gain maximum benefit from vitamin D₃ supplementation are those with year-round vitamin D deficiency (25(OH)D concentration <30 nmol/L), which is estimated to be 13% of Irish adults.² It is important to note that limited research has focused solely on the effects of vitamin D supplementation in those with vitamin D insufficiency at baseline; notwithstanding, a Cochrane meta-analysis has demonstrated that vitamin D supplementation, in patients with 25(OH)D concentrations <50 nmol/L, significantly reduced all-cause mortality.¹⁹ Furthermore, in a recent large (n=20 025) retrospective observational, nested case-control study in veterans with low 25(OH)D concentrations (<50 nmol/L), those who received vitamin D treatment, had a significantly lower risk of all-cause mortality.²⁰

What has been evaluated in this paper is the healthcare costs and benefits of: (1) identifying year-round vitamin deficient adults (≥50 years), by means of serum 25(OH)D measurement, and (2) treating such adults with vitamin D₃ supplementation, under GP supervision, to render the patients vitamin D replete and to maintain their vitamin D adequacy over time. It is envisaged that GP supervision could be performed through routine GP/patient interaction. However, it was also assumed that those patients identified as having year-round vitamin D deficiency would require, on average, one additional GP visit per annum, with a further additional GP visit in the year that the qualifying patient would enter the potential public health programme. It is further assumed that serum 25(OH)D measurement during the summer months is sufficient to identify those older adults with year-round vitamin D deficiency.

Although it is acknowledged that vitamin D plays a key role in calcium metabolism and homeostasis, no calcium supplements were included in the cost-effectiveness analysis, as it was assumed that adequate calcium intake by patients could be achieved through dietary advice provided as part of the GP visit. Comparing adults worldwide, Ireland ranks among the highest calcium intakes in the world via higher intake of dairy products.²¹ Therefore, a combined vitamin D and calcium supplement would not be expected to be required for the majority of the population.

Meta-analyses of studies investigating the relationship between vitamin D and bone fracture have limitations: including studies with short periods of patient follow-up, some measured in months, whereas only the most powerful pharmaceutical drugs have been shown to reduce hip fracture in such a short time-frame. Also, the distinction between supplementation with vitamin D and calcium in combination compared with vitamin D supplementation ‘alone’ is an artificial one in the context of this paper, as it is being proposed that patients would receive dietary advice from their GP to encourage adequate calcium intake by patients.

The cost-effectiveness modelling assumed that patient identification and treatment with vitamin D₃ supplementation would take some years to be achieved. Also, the benefits of treating vitamin D deficiency would take time to be manifested in terms of clinical benefits. Therefore, it was assumed that a ‘steady-state’ would be achieved by the end of 5 years from initiation of the public health programme. For each age group, it was assumed that the average annual healthcare cost would be the cost of treating all the eligible patients plus the cost of patient identification, with the latter ‘set-up’ costs averaged over 5 years. It is unknown, however, whether this time frame would be sufficient to capture the potential benefits of vitamin D₃ supplementation on reducing all-cause mortality or reducing the risk of fractures.

The cost/QALY estimates in all three age groups are below the usually acceptable cost-effectiveness threshold of €20 000/QALY in Ireland. The most cost-effective and least costly intervention was in adults ≥70 years of age. While a public health primary prevention programme in adults ≥70 years of age would produce fewer QALYs, it would be sufficiently less costly to result in the lowest (best) cost/QALY. Therefore, it is proposed that a GP-monitored, vitamin D₃ supplementation public health programme be considered in adults ≥70 years of age in the first instance.

The cost-effectiveness results could potentially be improved if additional clinical benefits of vitamin D₃ supplementation had been included in the model, for example, decreasing the incidence of respiratory tract infections and the adverse clinical consequences than can arise from such infections.²² In addition, a conservative approach was taken where applicable. For example, the cost off-sets due to cancer end-of-life care were limited to invasive cancer care costs only, with invasive cancers constituting approximately 55% of all cancers.¹⁷

The results of the cost-effectiveness analysis are most sensitive to the mortality risk reduction following vitamin D₃ supplementation. For elderly adults ≥70 years of age, it was found that even if the reduction in all-cause mortality due to vitamin D₃ supplementation was reduced to 2% (7% in the basecase), the cost/QALY in this age group would still be less than €20 000 per QALY gained. However, potentially the reduction in all-cause mortality due to vitamin D₃ supplementation could be less than this.

Typically, the uncertainty in cost-effectiveness analysis can be assessed through probabilistic sensitivity analysis (PSA). A PSA was not performed in this study. However, the nature of the clinical evidence base for vitamin D₃ supplementation may not be very suitable for clinical uncertainty to be assessed in such a manner. The clinical uncertainty might be better addressed by means of: (1) performing a clinical research study prior to reaching a decision to invest in a GP-monitored, vitamin D₃ supplementation public health programme or (2) conducting a pilot/regional study prior to reaching a decision to invest in a nationwide programme.

CONCLUSION

The cost/QALY estimates of a GP-monitored, vitamin D₃ supplementation public health programme in the three age groups: (1) ≥50 years, (2) ≥60 years and (3) ≥70 years are below the usually acceptable cost-effectiveness threshold of €20 000/QALY in Ireland. The cost-effectiveness of vitamin D₃ supplementation is most robust in adults ≥70 years. The results of the cost-effectiveness analysis are most sensitive to the mortality risk reduction following vitamin D₃ supplementation. It is proposed that a GP-monitored, vitamin D₃ supplementation programme be considered in adults ≥70 years of age in the first instance.

Twitter David J Armstrong @osteoporosisNI, Emily Royle @emily_royle81, Pamela Magee @PamelaMagee13, L Kirsty Pourshahidi @DrKirstyP, Sumantra Ray @ProfSumantraRay, Emeir McSorley @emeirmc, NICHE @NICHE_Ulster and NNEdPro @nnedpro

Contributors All the authors contributed to the design, analysis and development of the submitted manuscript. LF Lacey is the author responsible for the overall content of the data analysis and the derived results presented in the submitted manuscript

Funding The authors have not declared a specific grant for this research from any funding agency in the public, commercial or not-for-profit sectors.

Competing interests None declared.

Patient consent for publication Not applicable.

Ethics approval Not applicable.

Provenance and peer review Not commissioned; externally peer reviewed.

Data availability statement Data are available in a public, open access repository. All data relevant to the study are included in the article or uploaded as supplementary information. All relevant data are provided in the manuscript or the manuscript references; otherwise, 'not applicable'.

Open access This is an open access article distributed in accordance with the Creative Commons Attribution Non Commercial (CC BY-NC 4.0) license, which permits others to distribute, remix, adapt, build upon this work non-commercially, and license their derivative works on different terms, provided the original work is properly cited, appropriate credit is given, any changes made indicated, and the use is non-commercial. See: <http://creativecommons.org/licenses/by-nc/4.0/>.

ORCID iD

Laurence Francis Lacey <http://orcid.org/0000-0002-1393-8773>

REFERENCES

- Amrein K, Scherkl M, Hoffmann M, *et al*. Vitamin D deficiency 2.0: an update on the current status worldwide. *Eur J Clin Nutr* 2020;74:1498–513.
- McCartney DM, Byrne DG. Optimisation of vitamin D status for enhanced Immuno-protection against Covid-19. *Ir Med J* 2020;113:P58.
- Poole CD, Smith J, Davies JS. Cost-Effectiveness and budget impact of empirical vitamin D therapy on unintentional falls in older adults in the UK. *BMJ Open* 2015;5:e007910.
- Hiligsmann M, Ben Sedrine W, Bruyère O, *et al*. Cost-Effectiveness of vitamin D and calcium supplementation in the treatment of elderly women and men with osteoporosis. *Eur J Public Health* 2015;25:20–5.
- Niedermaier T, Gredner T, Kuznia S, *et al*. Vitamin D supplementation to the older adult population in Germany has the cost-saving potential of preventing almost 30 000 cancer deaths per year. *Mol Oncol* 2021;15:1986–94.
- Central Statistics Office. Irish life tables No. 17 2015-2017. Available: <https://www.cso.ie/en/releasesandpublications/er/ilt/irishlifetablesno172015-2017/>
- Central Statistics Office. Irish population statistics for 2016 by age/gender. Available: <https://data.cso.ie/> [Accessed 09 Feb 2021].
- Health Information and Quality Authority. Guidelines for the economic evaluation of health technologies in Ireland, 2020. Available: <https://www.hiqa.ie/sites/default/files/2020-09/HTA-Economic-Guidelines-2020.pdf>
- Keum N, Lee DH, Greenwood DC, *et al*. Vitamin D supplementation and total cancer incidence and mortality: a meta-analysis of randomized controlled trials. *Ann Oncol* 2019;30:733–43.
- Yao P, Bennett D, Mafham M, *et al*. Vitamin D and calcium for the prevention of fracture: a systematic review and meta-analysis. *JAMA Netw Open* 2019;2:e1917789.
- Kahwati LC, Weber RP, Pan H, *et al*. Vitamin D, calcium, or combined supplementation for the primary prevention of fractures in community-dwelling adults: evidence report and systematic review for the US preventive services Task force. *JAMA* 2018;319:1600–12.
- Bischoff-Ferrari HA, Willett WC, Wong JB, *et al*. Prevention of nonvertebral fractures with oral vitamin D and dose dependency: a meta-analysis of randomized controlled trials. *Arch Intern Med* 2009;169:551–61.
- National Office of Clinical Audit. IRISH HIP FRACTURE DATABASE NATIONAL REPORT 2019 - Stay safe and active at home. Available: http://s3-eu-west-1.amazonaws.com/noca-uploads/general/Irish_Hip_Fracture_Database_National_Report_2019_10.11.2020.pdf
- Kelly MA, McGowan B, McKenna MJ, *et al*. Emerging trends in hospitalisation for fragility fractures in Ireland. *Ir J Med Sci* 2018;187:601–8.
- Imai N, Endo N, Hoshino T, *et al*. Mortality after hip fracture with vertebral compression fracture is poor. *J Bone Miner Metab* 2016;34:51–4.
- Szende A, Janssen B, Cabases J, eds. *Self-Reported Population Health: An International Perspective based on EQ-5D*. Springer Open, 2014. https://eq-5dpublications.euroqol.org/download?id=0_54006&fileId=54415
- CANCER IN IRELAND. 1994-2018 with estimates for 2018-2020: annual report of the National cancer registry. 2020 annual report. Available: https://www.ncri.ie/sites/ncri/files/pubs/NCRI_Annual%20Report_2020_01122020.pdf
- Guest JF, Ruiz FJ, Greener MJ, *et al*. Palliative care treatment patterns and associated costs of healthcare resource use for specific advanced cancer patients in the UK. *Eur J Cancer Care* 2006;15:65–73.
- Bjelakovic G, Gluud LL, Nikolova D, *et al*. Vitamin D supplementation for prevention of mortality in adults. *Cochrane Database Syst Rev* 2014;CD007470.
- Acharya P, Dalia T, Ranka S, *et al*. The effects of vitamin D supplementation and 25-hydroxyvitamin D levels on the risk of myocardial infarction and mortality. *Journal of the Endocrine Society* 2021;5:1–11.
- Balk EM, Adam GP, Langberg VN, *et al*. Global dietary calcium intake among adults: a systematic review. *Osteoporos Int* 2017;28:3315–24.
- Martineau AR, Jolliffe DA, Hooper RL, *et al*. Vitamin D supplementation to prevent acute respiratory tract infections: systematic review and meta-analysis of individual participant data. *BMJ* 2017;356:i6583.
- National Institute of Clinical Care Excellence (NICE). Costing statement: vitamin D: increasing supplement use among at-risk groups (PH56), 2014. Available: <https://www.nice.org.uk/guidance/ph56/resources/costing-statement-pdf-69288013>
- Primary care reimbursement service (PCRs) annual report, 2016. Available: http://www.hse.ie/eng/staff/PCRS/PCRS_Publications/PCRS-Annual-Report-20161.pdf
- Primary care reimbursement service (PCRs) database. Available: <https://www.sspcrs.ie/druglist/pub>
- CSO Irish health inflator from the iris central statistics office (CSO). Available: <https://data.cso.ie/>
- OECD. Purchasing power Parities for GDP and related indicators. from stats.OECD.org. Available: <https://stats.oecd.org/Index.aspx?DataSetCode=PPPGBP> [Accessed 11 Feb 2021].