



Cite this: *RSC Adv.*, 2019, 9, 1362

A new bifunctional heterogeneous nanocatalyst for one-pot reduction-Schiff base condensation and reduction-carbonylation of nitroarenes

Sara Sobhani,  ^{*a} Farhad Omarzahi Chahkamali^a and José Miguel Sansano  ^b

In this work, synthesis of Pd–NHC– γ -Fe₂O₃-*n*-butyl-SO₃H and its activity as a bifunctional heterogeneous nanocatalyst containing Pd–NHC and acidic functional groups, are described. This newly synthesized nanomagnetic catalyst is fully characterized by different methods such as FT-IR, XPS, TEM, VSM, ICP and TG analysis. At first, the catalytic activity of Pd–NHC– γ -Fe₂O₃-*n*-butyl-SO₃H is evaluated for the reduction of nitroarenes in aqueous media using NaBH₄ as a clean source of hydrogen generation at ambient temperature. Using the promising results obtained from the nitroarene reduction, this catalytic system is used for two one-pot protocols including reduction-Schiff base condensation and reduction-carbonylation of various nitroarenes. In these reactions the *in situ* formed amines are further reacted with aldehydes to yield imines or carbonylated to amides. The desired products are obtained in good to high yields in the presence of Pd–NHC– γ -Fe₂O₃-*n*-butyl-SO₃H as a bifunctional catalyst. The catalyst is reused with the aid of a magnetic bar for up to six consecutive cycles without any drastic loss of its catalytic activity.

Received 12th December 2018

Accepted 2nd January 2019

DOI: 10.1039/c8ra10212k

rsc.li/rsc-advances

Introduction

Polyfunctional catalysis, that enables one-pot multistep reactions, holds great potential for increasing the efficiency of chemical synthesis. Performing multiple reactions in a single reaction vessel is a sustainable process avoiding intermediate separation, purification steps, and minimizing energy and increased safety as well as manipulation of equilibria.¹ By mimicking biological systems, some research groups have focused their attention in the design and synthesis of catalysts that contain multiple types of active centers to promote domino reactions.² These functionalities act in a cooperative way to provide reactivity and selectivity superior to what can be obtained from monofunctionalized materials. This strategy brings to mind enzymes as biological catalysts, which accelerate and control the selectivity of chemical transformations by different active centers.³ A series of examples have been recently reported for the synthesis of acids and bases on solid supports for dual activation of electrophiles and nucleophiles.⁴ However, systematic investigations as well as the successful cohabitation of metal and acid functionalities on a single solid support and the evaluation of the catalytic activity of such systems in one-pot reactions are rare in the literature.

Over the last few decades, N-heterocyclic carbenes (NHCs) have emerged as an extremely useful, new and versatile class of

ligands in transition metal catalysis due to the stability in air and moisture and also strong σ -electron-donating properties, which allow effective and strong NHC-metal bonds with numerous transition metals.⁵ NHC-chelated transition metals have been used in several types of homogeneous catalytic reactions, such as C–C coupling, reduction and C–N bond formation reactions.⁶ Since NHC-chelated transition metals contain expensive ligands and heavy metals, heterogenized NHC metal complexes are attractive because of their reusability and preventing of product contamination with traces of heavy metals.⁷ One way to prepare heterogeneous NHC metal complexes is their immobilization on different solid supports through their nitrogen. For instance, polystyrene, iron oxide, graphene oxide or silica have been reported for the immobilization of NHC metal complexes.⁸ The presence of nitrogen atoms in NHC ligands is also very useful for functionalization of NHC ligands to obtain bifunctional NHC metal complexes. NHC-based bifunctional catalysts with late-transition metals like Ni, Rh, Ru and Ir have been developed for a variety of important reactions like Michael addition, alkylations of amines with alcohols, hydration of organonitriles, hydrogenation of esters and ketones, *etc.*⁹ Although, NHCs have long become popular as ligands of choice in transition metal mediated catalysis, their related utility in bifunctional catalysis remains surprisingly overlooked. Therefore, bifunctional catalysis of the NHC-based systems is still in its developmental stage and thereby there is a leaving room for development of other transition metals of NHC-based bifunctional catalysts for important organic transformations.

Compounds containing nitro groups are the most readily available starting materials in organic synthesis. One of the

^aDepartment of Chemistry, College of Sciences, University of Birjand, Birjand, Iran. E-mail: ssobhani@birjand.ac.ir; sobhanisara@yahoo.com

^bDepartamento de Química Orgánica, Facultad de Ciencias, Centro de Innovación en Química Avanzada (ORFEO-CINQA) and Instituto de Síntesis Orgánica (ISO), Universidad de Alicante, Apdo. 99, 03080-Alicante, Spain



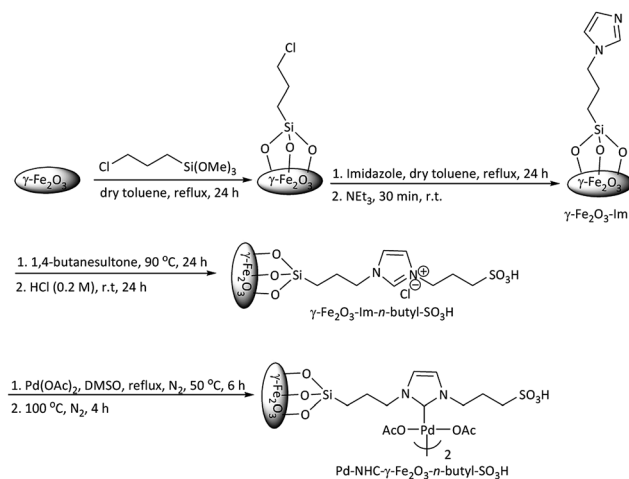
major applications of nitroarenes in organic transformations is their hydrogenation to afford anilines.¹⁰ Anilines are highly versatile building blocks for various substrates. One of the aniline derivatives is imines, which are versatile intermediates in organic synthesis and prepared generally by the reaction of amines and carbonyl compounds. Recently, few methods for domino nitroarene reduction and intramolecular Schiff base condensation in the presence of Au/TiO₂/H₂,¹¹ Fe/HCl,¹² Se/NaOAc/CO,¹³ Ni/SiO₂/H₂,¹⁴ CoO_x@NC-800/H₂¹⁵ have been reported for the one-pot synthesis of imines. These protocols start from nitroarenes and require special equipment to handle high pressure inflammable hydrogen gas, hazardous carbon monoxide or highly acidic conditions, elevated pressures and high temperatures. These requirements made the reported methods far from ideal for laboratory-scale synthetic chemistry.

Amides, as the other derivatives of amines, occupy pivotal positions in organic synthesis. Generally, amides are produced through the reaction of carboxylic acids or esters with amines. As nitroarenes are readily available chemicals in industry, conversion of nitroarenes directly to their corresponding amides in one-pot reduction-carbonylation reactions is more efficient than starting from the corresponding amine.¹⁶ This protocol generally involves two steps; the first step is the reduction of nitroarenes to the corresponding anilines and the second step is the carbonylation of anilines to the corresponding amides. Indium/AcOH,¹⁷ Ni₂B@Cu₂O/NaBH₄,¹⁸ Pd-C/NaBH₄¹⁹ and Fe₃O₄@Cu(OH)_x/NaBH₄²⁰ are some of the systems which have been reported for direct transformation of nitroarenes to amides. Although most of the published methods are useful synthetic methods, they generally suffer from long reaction times, unsatisfactory yields of the products and use of unrecoverable catalysts. Thus, an alternative method which is effective, simple, green, employing reusable catalysts would be a subject of interest. Continuing with the aim of our recent works on the introduction of new heterogeneous Pd-catalysts,²¹ herein, we wish to report the synthesis of a new Pd-NHC complex containing an acidic functional group immobilized on γ -Fe₂O₃ (Pd-NHC- γ -Fe₂O₃-*n*-butyl-SO₃H) as a bifunctional heterogeneous nanocatalyst. After characterization of this catalyst, its catalytic activity was evaluated for the reduction of nitrobenzenes using NaBH₄ in water as a green solvent at ambient temperature. By the promising results obtained from nitroarene reduction, this catalytic system was used for two one-pot protocols including reduction-Schiff base condensation and reduction-carbonylation of various nitroarenes. The process involved reduction of the correspondent nitro compounds to anilines in the presence of the Pd-catalyst and then reaction of anilines with the carbonyl compounds or anhydrides catalyzed by acidic functional group of Pd-NHC- γ -Fe₂O₃-*n*-butyl-SO₃H to give imines and amides, respectively.

Results and discussion

Synthesis and characterization of Pd-NHC- γ -Fe₂O₃-*n*-butyl-SO₃H

Scheme 1 describes the synthetic procedure to prepare Pd-NHC- γ -Fe₂O₃-*n*-butyl-SO₃H. At first, γ -Fe₂O₃ was functionalized



Scheme 1 Synthesis of Pd-NHC- γ -Fe₂O₃-*n*-butyl-SO₃H.

by 3-chlorotrimethoxypropylsilane and reacted with imidazole. After neutralization with Et₃N, γ -Fe₂O₃-Im was obtained. Reaction of γ -Fe₂O₃-Im with 1,4-butanediol and then acidification with HCl (0.2 M) produced γ -Fe₂O₃-Im-*n*-butyl-SO₃H. Finally, Pd-NHC- γ -Fe₂O₃-*n*-butyl-SO₃H was obtained from the reaction of γ -Fe₂O₃-Im-*n*-butyl-SO₃H with Pd(OAc)₂.

Chemical structures of all the synthesized compounds were confirmed through the FT-IR spectroscopic technique. Fig. 1 demonstrates FT-IR spectra of γ -Fe₂O₃-Im (a), γ -Fe₂O₃-Im-*n*-butyl-SO₃H (b) and Pd-NHC- γ -Fe₂O₃-*n*-butyl-SO₃H (c). These spectra displayed a characteristic peak of Fe-O at around 555–676 cm⁻¹ and stretching vibrations of O-H bonds at 3436 cm⁻¹. The bands observed around 1068, 2927, 3141 and 1560 cm⁻¹ are attributed to the Si-O, aliphatic and aromatic C-H and C=C stretching vibrations, which confirm the functionalization of the surface of the MNPs. The FT-IR spectra of γ -Fe₂O₃-Im-*n*-butyl-SO₃H (b) and Pd-NHC- γ -Fe₂O₃-*n*-butyl-SO₃H (c) exhibit a typical band at around 1040 cm⁻¹ attributed to S=O stretching vibrations (Fig. 1).

XPS study was carried out to check the surface chemical compositions of Pd-NHC- γ -Fe₂O₃-*n*-butyl-SO₃H (Fig. 2). The peaks corresponding to oxygen, carbon, nitrogen, silicon, iron and sulfur are clearly observed in the XPS elemental survey of the catalyst (Fig. 2a). Deconvolution of C1s region showed a major peak at 284.6 eV corresponding to C-C and C=C

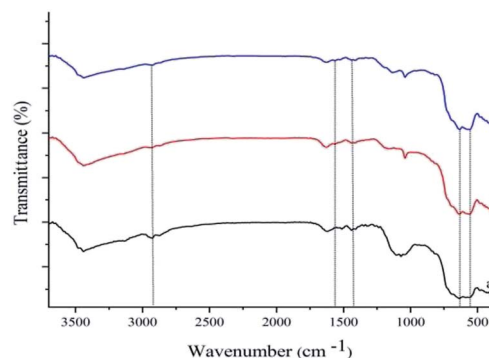


Fig. 1 FT-IR spectra of (a) γ -Fe₂O₃-Im, (b) γ -Fe₂O₃-Im-*n*-butyl-SO₃H and (c) Pd-NHC- γ -Fe₂O₃-*n*-butyl-SO₃H.

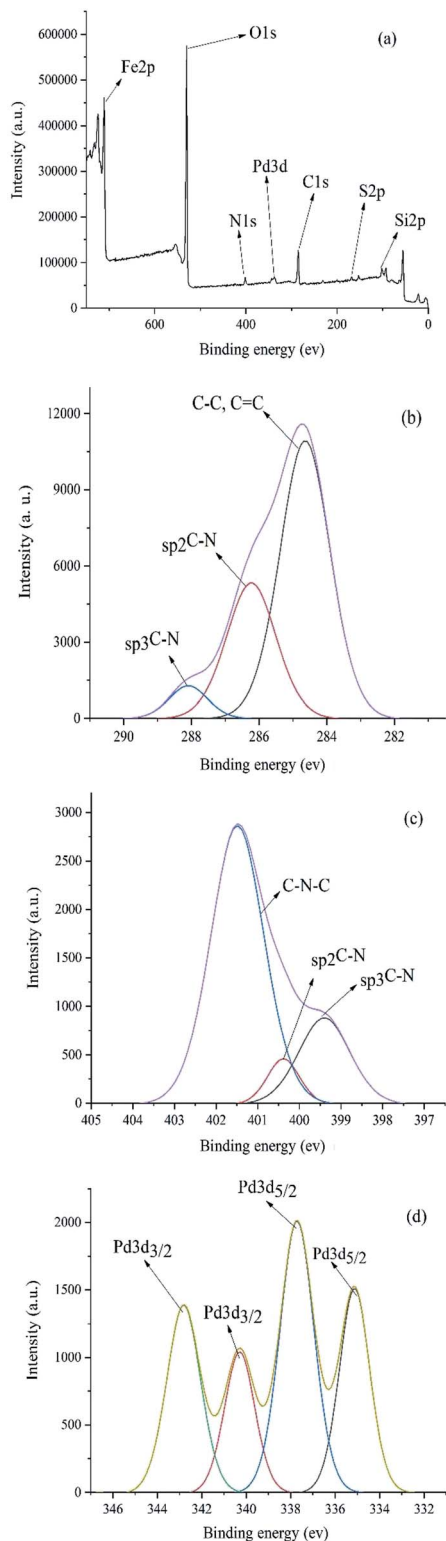


Fig. 2 (a) XPS patterns of the Pd-NHC- γ -Fe₂O₃-*n*-butyl-SO₃H nanomagnetic catalyst (b) C 1s (c) N 1s (d) Pd.

(Fig. 2b). In addition, the peaks observed at 286.2 eV and 288.0 eV refer to the C_{sp²}-N and C_{sp³}-N bonds, respectively. Fig. 2c showed the nitrogen region of the XPS measured spectrum for the Pd-NHC- γ -Fe₂O₃-*n*-butyl-SO₃H. It revealed the presence of a main peak at 401.4 eV related to C-N-C and two

more peaks at 399.4 and 400.3 eV related to C_{sp³}-N and C_{sp²}-N, respectively.²² As shown in Fig. 2d, the peaks at 337.7 (3d_{5/2}) and 342.8 eV (3d_{3/2}), correspond to Pd with II oxidation state. The peaks at 335.1 (3d_{5/2}) and 340.3 eV (3d_{3/2}) indicate that a small portion of Pd is in zero oxidation state.^{8c}

The Pd content of Pd-NHC- γ -Fe₂O₃-*n*-butyl-SO₃H was quantified by ICP. The ICP analysis showed that 0.21 mmol of Pd was anchored onto 1 g of Pd-NHC- γ -Fe₂O₃-*n*-butyl-SO₃H. The particle size distribution of Pd-NHC- γ -Fe₂O₃-*n*-butyl-SO₃H was evaluated using TEM, which demonstrated that the average diameter of the particles was 17 nm. TEM images also showed that the NPs are spherical in shape and are relatively monodispersed (Fig. 3).

The magnetic properties of Pd-NHC- γ -Fe₂O₃-*n*-butyl-SO₃H and γ -Fe₂O₃ were evaluated by VSM at room temperature (Fig. 4). The saturation magnetization value of Pd-NHC- γ -Fe₂O₃-*n*-butyl-SO₃H was 65.9 emu g⁻¹, which is similar to that of

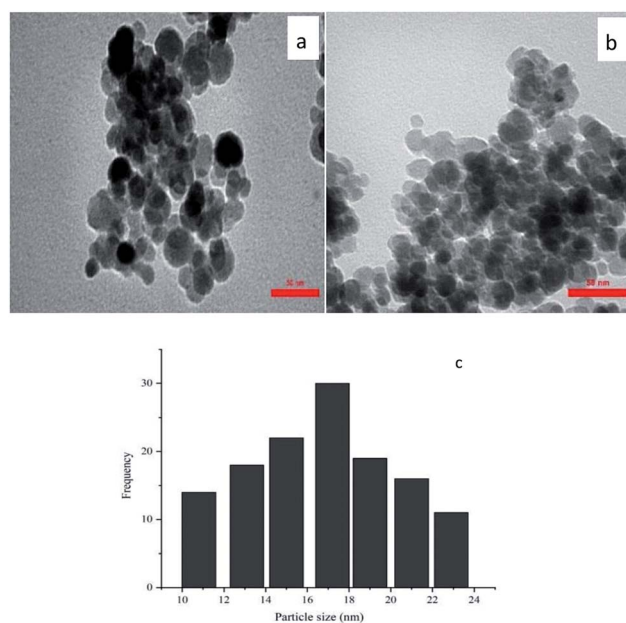


Fig. 3 (a and b) TEM and (c) particle size distribution histogram of Pd-NHC- γ -Fe₂O₃-*n*-butyl-SO₃H.

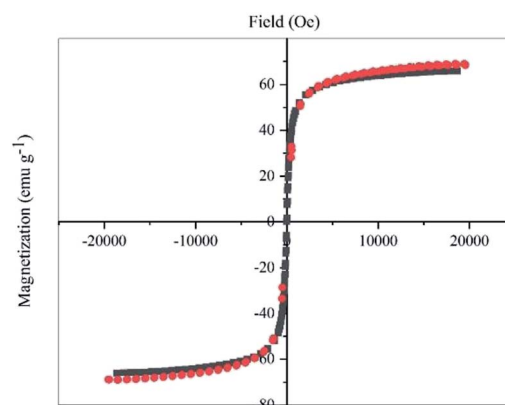


Fig. 4 Magnetization curves γ -Fe₂O₃ (red) and Pd-NHC- γ -Fe₂O₃-*n*-butyl-SO₃H (black).

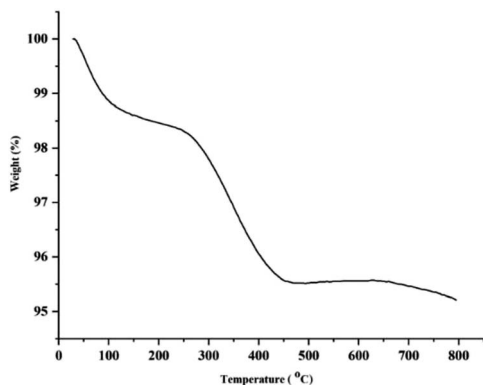


Fig. 5 TGA curve of Pd-NHC- γ -Fe₂O₃-*n*-butyl-SO₃H.

γ -Fe₂O₃ (68.6 emu g⁻¹). Small decrease in the saturated magnetization value of Pd-NHC- γ -Fe₂O₃-*n*-butyl-SO₃H compared to that of γ -Fe₂O₃ can be attributed to the slight increase in mass owing to the immobilized Pd-complex on the surface of γ -Fe₂O₃. The magnetization curves showed no hysteresis loop, which indicated superparamagnetic characteristic of the nanoparticles. The strong magnetic properties of the nanoparticles were sufficient for complete and easy magnetic separation with attraction to a conventional magnet.

Fig. 5 shows the TG analysis of Pd-NHC- γ -Fe₂O₃-*n*-butyl-SO₃H. The thermogravimetric analysis exhibited the first weight loss of 1.45% below 168 °C, which might be due to the loss of physically adsorbed water adhering to the sample surface and surface hydroxyl groups. The second weight loss between 168 and 488 °C (3%) was due to the breakdown and decomposition of imidazole moieties. Thus, the TG curves also convey the obvious information that the imidazole molecules are successfully grafted onto the magnetic nanoparticles.

Catalytic performance of Pd-NHC- γ -Fe₂O₃-*n*-butyl-SO₃H

In order to investigate the catalytic activity of Pd-NHC- γ -Fe₂O₃-*n*-butyl-SO₃H as a bifunctional heterogeneous catalyst for the

one-pot reduction-Schiff base condensation and one-pot reduction-carbonylation of various nitroarenes, we have initially evaluated the efficiency of the catalyst for the reduction of nitroarenes by NaBH₄ as a clean source of hydrogen generation. For this purpose, the reduction of nitrobenzene at room temperature was chosen as a model reaction to optimize the reaction conditions such as solvent and the amount of the catalyst (Table 1). As indicated in Table 1, aqueous media and 0.6 mol% of the catalyst are the best choice of these reactions (Table 1, entry 3). Increasing the amount of the catalyst to 0.8 and 1 mol% did not produce any effect on the yield of the desired product (Table 1, entries 4 and 5). The reaction proceeded smoothly in the presence of lower amounts of the catalyst (Table 1, entries 1 and 2). Other organic solvents such as EtOH and MeOH afforded the desired product in longer reaction time and lower yields (Table 1, entries 6 and 9). It was observed that the product was obtained in higher yield when a mixture of EtOH and water (1 : 1 and 1 : 4) was used as solvent (Table 1, entries 7 and 8). This phenomenon could be attributed to the property of greater activity of NaBH₄ in water. In the absence of solvent, the reaction did not proceed at all, even after 24 h (Table 1, entry 10).

We next examined the reduction of a variety of nitroarenes by NaBH₄ under the optimized reaction conditions. The results of this study are depicted in Table 2. The reaction of different nitroarenes with electron-releasing or electron-withdrawing groups proceeded well in the presence of Pd-NHC- γ -Fe₂O₃-*n*-butyl-SO₃H (0.6 mol%) and the desired products were obtained in 70–99% yields in 20–60 min.

A significant practical advantage of heterogeneous catalysis is the ability to easily remove the catalyst from the reaction mixture and reuse it for subsequent reactions. In this regard, the recycling and reusing capability of the catalyst was investigated in the reduction reaction of nitrobenzene with NaBH₄, under optimum reaction conditions, in the presence of Pd-NHC- γ -Fe₂O₃-*n*-butyl-SO₃H. After reaction, the catalyst was completely collected from the reaction mixture using an

Table 1 Reduction of nitrobenzene to aniline with NaBH₄ catalyzed by Pd-NHC- γ -Fe₂O₃-*n*-butyl-SO₃H under different conditions^a

Entry	Solvent	Catalyst (mol%)	Time (min)	Isolated yields (%)
1	H ₂ O	Pd-NHC- γ -Fe ₂ O ₃ - <i>n</i> -butyl-SO ₃ H (0.3)	60	95
2	H ₂ O	Pd-NHC- γ -Fe ₂ O ₃ - <i>n</i> -butyl-SO ₃ H (0.5)	40	95
3	H ₂ O	Pd-NHC- γ -Fe ₂ O ₃ - <i>n</i> -butyl-SO ₃ H (0.6)	30	98
4	H ₂ O	Pd-NHC- γ -Fe ₂ O ₃ - <i>n</i> -butyl-SO ₃ H (0.8)	25	97
5	H ₂ O	Pd-NHC- γ -Fe ₂ O ₃ - <i>n</i> -butyl-SO ₃ H (1)	20	98
6	EtOH	Pd-NHC- γ -Fe ₂ O ₃ - <i>n</i> -butyl-SO ₃ H (0.6)	5 h	25
7	EtOH : H ₂ O (1 : 1)	Pd-NHC- γ -Fe ₂ O ₃ - <i>n</i> -butyl-SO ₃ H (0.6)	5 h	26
8	EtOH : H ₂ O (1 : 4)	Pd-NHC- γ -Fe ₂ O ₃ - <i>n</i> -butyl-SO ₃ H (0.6)	3 h	93
9	MeOH	Pd-NHC- γ -Fe ₂ O ₃ - <i>n</i> -butyl-SO ₃ H (0.6)	5 h	90
10	—	Pd-NHC- γ -Fe ₂ O ₃ - <i>n</i> -butyl-SO ₃ H (0.6)	24 h	0

^a NaBH₄ = 3 equiv.

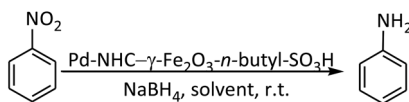


Table 2 Reduction of nitroarenes by NaBH₄ catalyzed by Pd–NHC– γ -Fe₂O₃-*n*-butyl-SO₃H in aqueous media at ambient temperature

Entry ^a	Nitroarene	Time (min)	Isolated yield (%)	Obtained mp (°C)	Reported mp (°C) [ref.]
1	Nitrobenzene	30	98	— ^b	—
2	4-Nitroaniline	30	97	142–143	138–142 [23]
3	4-Nitrophenol	30	95	187–189	186–187 [24]
4	3-Nitrophenol	30	92	123–124	120–121 [24]
5	2-Nitrophenol	60	92	172–173	171–173 [25]
6	1-Methyl-4-nitrobenzene	30	70	42–43	43–44 [23]
7	1-Chloro-4-nitrobenzene	20	98	65–67	67–70 [23]
8	1-Bromo-4-nitrobenzene	20	97	63–64	60–62 [23]
9	1-Methoxy-4-nitrobenzene	20	99	55–56	57 [24]
10	4-Nitrobenzenesulfonamide	30	98	166–167	166 [24]
11	(2-Nitrophenyl)methanol	25	99	80	81–83 [23]
12	5-Nitro-1 <i>H</i> -indole	35	95	132–134	130 [24]

^a Reaction conditions: NaBH₄ (3 equiv.), Pd–NHC– γ -Fe₂O₃-*n*-butyl-SO₃H (0.6 mol%). ^b Liquid.

external magnet. This catalyst was exhaustively washed with water and acetone in sequence. Then, it was dried and used directly for the next run under the same conditions. Other cycles were repeated with the same procedure. After being used six cycles in successive reactions, still had a high catalytic performance, such as it is depicted in Fig. 6. Furthermore, FT-IR spectrum (Fig. 7) and XPS analysis (Fig. 8) of the recycled catalyst after six times revealed that this catalyst has a very high stability. In another experiment, after a ~50% conversion of the reaction, the catalyst was removed from the reaction mixture. The analysis of reaction mixture showed that further performing of the reaction under optimum conditions in the absence of the catalyst did not show any significant progress. Also, ICP analysis of the reaction mixture demonstrated that the amount of Pd in the solution was less than the detection limit. Therefore, we can conclude that the designed catalyst has a truly heterogeneous nature. The heterogeneous character of the catalyst was further checked by a poisoning test using S₈ as an efficient Pd scavenger. For this purpose, an aqueous mixture of nitrobenzene (1 mmol), NaBH₄ (3 mmol), Pd–NHC– γ -Fe₂O₃-*n*-butyl-SO₃H (0.6 mol%) and S₈ (0.05 g) was stirred at room temperature. Any product formation after 30 min clearly demonstrated its heterogeneous nature.

Having the results of nitro reduction in hand, we next examined the one-pot synthesis of imines by reduction of



Fig. 6 The recycling efficiency of Pd–NHC– γ -Fe₂O₃-*n*-butyl SO₃H in the reduction of nitrobenzene.

nitrobenzene followed by Schiff base formation with benzaldehyde in aqueous media catalyzed by Pd–NHC– γ -Fe₂O₃-*n*-butyl-SO₃H as a bifunctional heterogeneous catalyst. As it is depicted in Table 3, the best yield of the imine was obtained in the presence of 1 mol% of the catalyst (Table 3, entry 3). To demonstrate the catalyst function, similar reactions in the presence of Pd–NHC– γ -Fe₂O₃-Me and Pd–NHC– γ -Fe₂O₃-SO₃H were examined. In both cases, nitrobenzene was fully converted to aniline after stirring for 30 min. The imine was produced in higher yield in the presence of Pd–NHC– γ -Fe₂O₃-SO₃H (entry 5). These results revealed that sulfonic acid can activate the aldehyde to undergo the reaction with the amine and produced imine in the second step of the reaction. Moreover, Pd–NHC– γ -Fe₂O₃-*n*-butyl-SO₃H exhibited a higher catalytic efficiency than Pd–NHC– γ -Fe₂O₃-SO₃H in the formation of imine, perhaps due to the presence of alkyl linker, which makes the acidic functional group more available.

To show the versatility and the wide scope of this protocol, a variety of nitroarenes were subjected to reduction-Schiff base condensation with arylaldehydes, yielding the corresponding imines. The results are summarized in Table 4. The reaction of

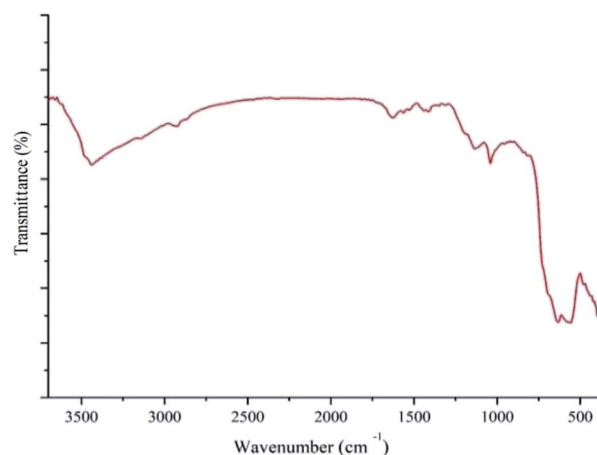


Fig. 7 FT-IR spectra of Pd–NHC– γ -Fe₂O₃-*n*-butyl-SO₃H after six times reused.

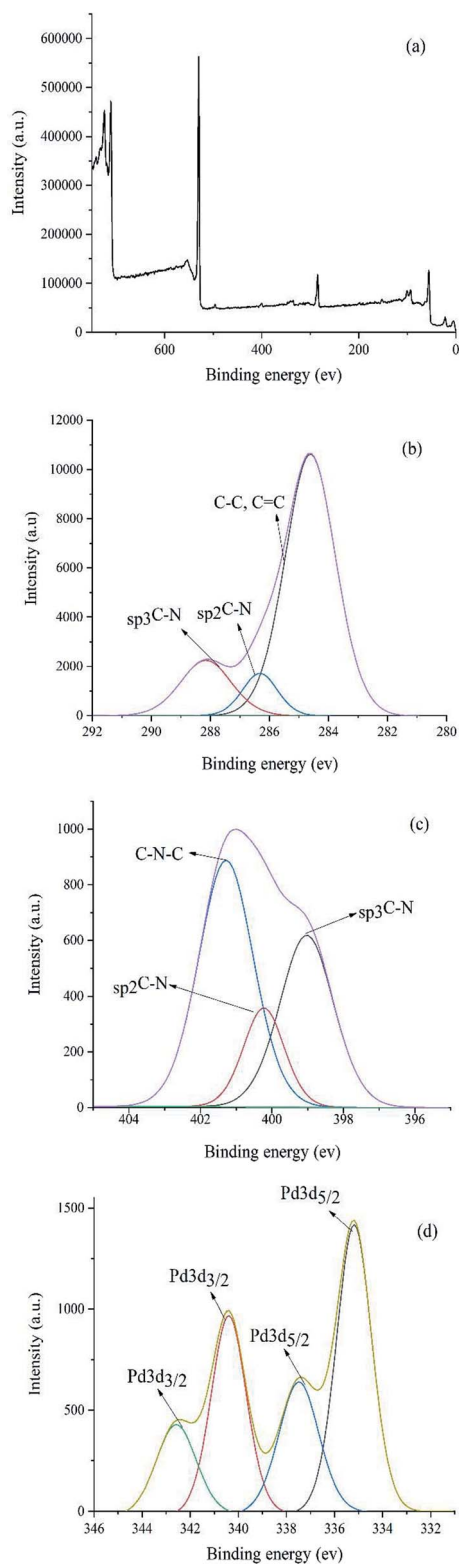


Fig. 8 (a) XPS patterns of Pd-NHC- γ -Fe₂O₃-*n*-butyl-SO₃H after six times reused (b) C 1s (c) N 1s (d) Pd.

nitroarenes, bearing electron-donating groups at the aromatic ring, with benzaldehyde proceeded smoothly to afford the corresponding imines in high yields (Table 4, entries 1–3). However, nitroarenes, having electron-withdrawing groups at

the aromatic ring, gave slightly lesser yields of the desired product during the reaction with benzaldehyde (Table 4, entries 4 and 5). This can be attributed to the lower nucleophilicity of these freshly formed amines. Other different substituted-benzaldehydes (Table 4, entries 6–11), as well as heterocyclic aldehydes (Table 4, entries 12 and 13) were appropriate substrates to perform the reaction with nitrobenzene.

Further synthetic application of this mild reduction was demonstrated in other one-pot reaction involving carbonylation of the produced aniline derivatives with Ac₂O or Boc₂O. The results of these studies are depicted in Table 5. The one-pot reduction-carbonylation of nitroarenes catalyzed by Pd-NHC- γ -Fe₂O₃-*n*-butyl-SO₃H under optimized reaction conditions proceeded well and produced the desired products in good to high yields, independently of the acylating agent.

Finally, the catalytic efficiency of Pd-NHC- γ -Fe₂O₃-*n*-butyl-SO₃H was compared with those of a number of previously reported catalysts for the reduction of nitroarenes, one-pot reduction-Schiff base condensation and one-pot reduction-carbonylation of nitroarenes (Table 6). The results showed that the previously reported catalytic systems were associated with several drawbacks such as high temperatures, the use of hazardous organic solvents or reagents, unrecoverable catalysts or inflammable hydrogen gas. Our catalysis method can eliminate almost all of these drawbacks, since Pd-NHC- γ -Fe₂O₃-*n*-butyl-SO₃H acted as a magnetically recyclable catalyst, worked at room temperature in the presence of NaBH₄ in neat water and without using any additive. Moreover, Pd-NHC- γ -Fe₂O₃-*n*-butyl-SO₃H is the most effective catalyst for the nitro-group reduction (Table 6, entries 1–5) for its operational simplicity, one-pot reduction-Schiff base condensation and one-pot reduction-carbonylation of nitroarene of TON (Table 6, entries 6–14).

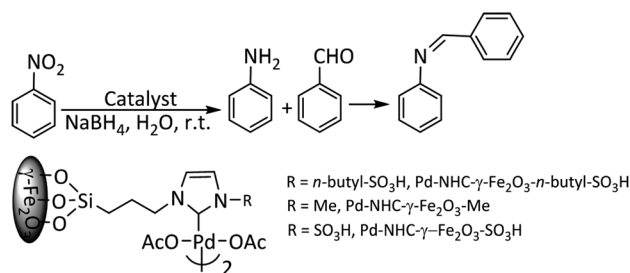
This promising result should be attributed to the bifunctional catalysis of Pd-NHC- γ -Fe₂O₃-*n*-butyl-SO₃H that enabled one-pot multistep reactions. The process involved reduction of the correspondent nitro compounds to anilines in the presence of the Pd catalyst and then reaction of anilines with the carbonyl compounds or anhydrides catalyzed by acidic functional group of Pd-NHC- γ -Fe₂O₃-*n*-butyl-SO₃H to give imines and amides, respectively.

Experimental

General information

Chemicals were purchased from Merck Chemical Company. The purity of the products and the progress of the reactions were accomplished by TLC on silica gel polygram SILG/UV254 plates. FT-IR spectra were recorded on a Shimadzu Fourier Transform Infrared Spectrophotometer (FT-IR-8300). The content of Pd in the catalyst was determined by OPTIMA 7300DV ICP analyzer. TEM analysis was performed using TEM microscope (Philips EM 208S). Thermo-gravimetric analysis (TGA) was performed using a Shimadzu thermogravimetric analyzer (TG-50). Vibrating Sample Magnetometer (VSM) analysis was performed using VSM (Lake Shore Cryotronics 7407). Melting points were measured on an electrothermal 9100

Table 3 One-pot reduction-Schiff base condensation of nitrobenzene with benzaldehyde in aqueous media



Entry ^a	Catalyst (mol%)	Time (min)	Isolated yield (%)
1	Pd-NHC- γ -Fe ₂ O ₃ - <i>n</i> -butyl-SO ₃ H (0.6)	70	76
2	Pd-NHC- γ -Fe ₂ O ₃ - <i>n</i> -butyl-SO ₃ H (0.8)	70	80
3	Pd-NHC- γ -Fe ₂ O ₃ - <i>n</i> -butyl-SO ₃ H (1)	70	93
4	Pd-NHC- γ -Fe ₂ O ₃ -Me (1)	180	52
5	Pd-NHC- γ -Fe ₂ O ₃ -SO ₃ H (1)	180	83

^a Nitrobenzene, NaBH₄ (3 equiv.) and catalyst was stirred in aqueous media at room temperature for 30 min. Benzaldehyde (1.2 equiv.) was added to the stirring mixture.

apparatus. XPS analyses were performed using a VG-Microtech Multilab 3000 spectrometer, equipped with an Al anode. The deconvolution of spectra was carried out by using Gaussian-Lorentzian curves.

Synthesis of imidazole supported on γ -Fe₂O₃ (γ -Fe₂O₃-Im)

The synthesized chloro-functionalized γ -Fe₂O₃^{21e} (1.6 g) was sonicated in dry toluene (30 mL) for 30 min. Imidazole (0.204 g, 3 mmol) was added to the stirring mixture and refluxed for 24 h. After cooling, the mixture was stirred with Et₃N (0.43 mL) for 30 min at room temperature. The solid was separated by an external magnet, washed with H₂O (3 × 10 mL) and acetone (3 × 10 mL) and dried at 70 °C in oven under vacuum.

Synthesis of *n*-butyl sulfonated γ -Fe₂O₃-Im (γ -Fe₂O₃-Im-*n*-butyl-SO₃H)

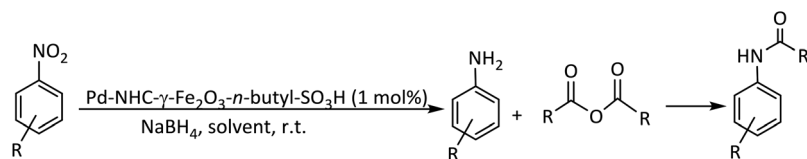
The synthesized γ -Fe₂O₃-Im (1.5 g) was sonicated in dry toluene (30 mL) for 30 min. 1,4-Butanesultone (3 mL) was added dropwise to the dispersed mixture and stirred at 90 °C for 24 h. The solid was separated by an external magnet, washed with H₂O (3 × 10 mL) and acetone (3 × 10 mL) and dried at 70 °C in oven under vacuum. The synthesized solid (1.5 g) was added to HCl (25 mL, 0.1 M) and sonicated for 24 h at room temperature. The solid was separated by an external magnet, washed with H₂O to reach pH 6–7 and dried at 70 °C in oven under vacuum.

Table 4 One-pot reduction-Schiff base condensation of nitroarenes with arylaldehydes catalyzed by Pd-NHC- γ -Fe₂O₃-*n*-butyl-SO₃H as a bifunctional heterogeneous catalyst^a

Entry	Aldehyde	Nitroarene	Time (min)	Isolated yield (%)	Obtained mp (°C)	Reported mp (°C) [ref.]
1	Benzaldehyde	3-Nitrophenol	100	94	151	149 [26]
2	Benzaldehyde	3-Nitrophenol	110	98	192–194	197–198 [27]
3	4-Chlorobenzaldehyde	1-Methoxy-4-nitrobenzene	110	87	124–125	121–123 [28]
4	Benzaldehyde	1-Bromo-4-nitrobenzene	110	74	61–62	62–63 [27]
5	Benzaldehyde	1-Chloro-4-nitrobenzene	110	71	58–60	58–61 [29]
6	2-Hydroxybenzaldehyde	Nitrobenzene	130	92	51–52	52–54 [30]
7	Benzaldehyde	Nitrobenzene	70	93	47–49	48–50 [31]
8	4-Chlorobenzaldehyde	Nitrobenzene	100	84	59–61	60–61 [31]
9	4-Cyanobenzaldehyde	Nitrobenzene	90	86	94–95	97–98 [32]
10	4-Bromobenzaldehyde	Nitrobenzene	100	75	75–77	71–74 [29]
11	2,4-Dichlorobenzaldehyde	Nitrobenzene	180	87	74–76	78–80 [31]
12	Nicotinaldehyde	Nitrobenzene	180	90	19–20	21.5 [33]
13	1 <i>H</i> -Indole-3-carboxaldehyde	Nitrobenzene	240	60	128–130	132 [34]

^a Nitroarene, NaBH₄ (3 equiv.) and catalyst was stirred in aqueous media at room temperature for 30 min. Aldehyde (1.2 equiv.) was added to the stirring mixture.

Table 5 One-pot reduction–carbonylation of nitroarenes catalyzed by Pd–NHC- γ -Fe₂O₃-*n*-butyl-SO₃H as a bifunctional heterogeneous catalyst^a



Entry	Nitroarene	Anhydride	Time (min)	Isolated yield (%)	Obtained mp (°C)	Reported mp (°C) [ref.]
1	Nitrobenzene	Ac ₂ O	110	99	106–107	108–111 [35]
2	4-Chloronitrobenzene	Ac ₂ O	120	74	174–176	176–177 [35]
3	1-Methyl-4-nitrobenzene	Ac ₂ O	130	95	153–155	152–154 [35]
4	1-Methoxy-4-nitrobenzene	Ac ₂ O	75	93	125–126	127–128 [35]
5	Nitrobenzene	Boc ₂ O	100	92	134–135	134–136 [36]
6	1-Methoxy-4-nitrobenzene	Boc ₂ O	80	98	92–94	92–93 [36]
7	1-Methyl-4-nitrobenzene	Boc ₂ O	70	98	84–85	86–88 [36]
8	1-Chloro-4-nitrobenzene	Boc ₂ O	180	80	103–105	104–106 [36]

^a Nitroarene, NaBH₄ (3 equiv.) and catalyst was stirred in aqueous media at room temperature for 30 min. Ac₂O or Boc₂O (1.2 equiv.) was added to the stirring mixture.

Synthesis of Pd–NHC complex of γ -Fe₂O₃-Im-*n*-butyl-SO₃H (Pd–NHC- γ -Fe₂O₃-*n*-butyl-SO₃H)

The synthesized γ -Fe₂O₃-Im-*n*-butyl-SO₃H (1 g) was sonicated in DMSO (15 mL) for 30 min. Pd(OAc)₂ (0.5 mmol) was added to the dispersed mixture under N₂ atmosphere at room temperature. The mixture was stirred for 6 h at 50 °C and then allowed to proceed for an additional 4 h at 100 °C. The resulting complex was collected by an external permanent magnet and washed with acetone (3 × 10 mL) and EtOH (3 × 10 mL) to remove the unreacted Pd(OAc)₂. The catalyst was obtained as dark-brown solid after drying at 70 °C in oven under vacuum.

Methylation reaction of γ -Fe₂O₃-Im to synthesis γ -Fe₂O₃-Im-Me

The synthesized γ -Fe₂O₃-Im (1 g) was sonicated in dry toluene (30 mL) for 30 min. Methyl iodide (2 mmol) was added to the dispersed mixture and refluxed for 24 h. The solid was separated by an external magnet, washed with Et₂O (3 × 10 mL) and acetone (3 × 10 mL) and dried in oven under vacuum.

Synthesis of Pd–NHC of γ -Fe₂O₃-Im-Me (Pd–NHC- γ -Fe₂O₃-Me)

The synthesized γ -Fe₂O₃-Im-Me (1 g) was sonicated in DMSO (15 mL) for 30 min. Pd(OAc)₂ (0.5 mmol) was added to the dispersed mixture under N₂ atmosphere at room temperature. The mixture was stirred for 6 h at 50 °C and then allowed to proceed for an additional 4 h at 100 °C. The solid was separated by an external magnet, washed with Et₂O (3 × 10 mL), acetone (3 × 10 mL) and dried at 70 °C in oven under vacuum.

Synthesis of sulfonated γ -Fe₂O₃-Im (γ -Fe₂O₃-Im-SO₃H)

The synthesized γ -Fe₂O₃-Im (1 g) was sonicated in DMSO (30 mL) for 30 min. Chlorosulfonic acid (3 mL) was slowly added dropwise to the dispersed mixture in an ice-bath and stirred for 24 h at room temperature. The solid was separated by an

external magnet, washed with H₂O to reach pH 6–7 and dried at 70 °C in oven under vacuum.

Synthesis of Pd–NHC of γ -Fe₂O₃-Im-SO₃H (Pd–NHC- γ -Fe₂O₃-SO₃H)

The synthesized γ -Fe₂O₃-Im-SO₃H (1 g) was sonicated in DMSO (15 mL) for 30 min. Pd(OAc)₂ (0.5 mmol) was added to the dispersed mixture under N₂ atmosphere at room temperature. The mixture was stirred for 6 h at 50 °C and then allowed to proceed for an additional 4 h at 100 °C. The solid was separated by an external magnet, washed with Et₂O (3 × 10 mL), acetone (3 × 10 mL) and dried at 70 °C in oven under vacuum.

General procedure for reduction of nitroarenes

Pd–NHC- γ -Fe₂O₃-*n*-butyl-SO₃H (0.028 g, 0.6 mol%) was added to the stirring mixture of nitrobenzene (1 mmol) in H₂O (2 mL). NaBH₄ (3 mmol) was added in two portions with the interval of 2 min between them, and the resulting mixture was continued to stir at room temperature for the appropriate time (see Table 2). EtOAc (5 mL) was added to the reaction mixture. Pd–NHC- γ -Fe₂O₃-*n*-butyl-SO₃H was separated by an external magnet and washed with EtOAc (2 × 5 mL), H₂O (3 × 10 mL) and acetone (3 × 10 mL). The combined organic layer was then dried over anhydrous Na₂SO₄. Evaporation of the solvent under reduced pressure gave the crude products. The pure products were isolated by chromatography on silica gel eluted with *n*-hexane:EtOAc (4 : 1).

General procedure for the one-pot reduction-Schiff base formation from nitroarenes

Pd–NHC- γ -Fe₂O₃-*n*-butyl-SO₃H (1 mol%) was added to the stirring mixture of nitrobenzene (1 mmol) in H₂O (2 mL). NaBH₄ (3 mmol) was added in two portions with the interval of 2 min

Table 6 Comparison of the catalytic activity of Pd–NHC- γ -Fe₂O₃-*n*-butyl-SO₃H with some other reported catalysts for the reduction of nitroarenes, reduction-Schiff base condensation and reduction-carbonylation of nitroarenes^a

Entry	Reaction	Catalyst (mol%)	Reaction conditions	Time	Yield (%)	T _{ON}	Reference
1	Nitro reduction	PdCu/graphene (2)	NaBH ₄ , EtOH : H ₂ O 50 °C	1.5 h	54–98	27–49	24
2	Nitro reduction	Pd@MIL-101 (0.69)	NH ₃ ·BH ₃ , MeOH : H ₂ O, r.t.	1.5–30 min	>99	143	37
3	Nitro reduction	Pd-NAC (0.5)	H ₂ , EtOH r.t.	2–12 h	82–99	164–198	38
4	Nitro reduction	Fe ₃ O ₄ @EDTA-Pd(II) (0.56)	NaBH ₄ , H ₂ O, 45 °C	5–30 min	90–97	160–173	39
5	Nitro reduction	Pd–NHC- γ -Fe ₂ O ₃ - <i>n</i> -butyl-SO ₃ H (0.6)	NaBH ₄ , H ₂ O, r.t.	20–60 min	70–99	116–165	This work
6	Reduction-Schiff base condensation	Au/TiO ₂ (0.22–0.97)	H ₂ , 120 °C	2–9 h	91–96 ^b	—	11
7	Reduction-Schiff base condensation	Fe/HCl (1000)	EtOH : H ₂ O, 65 °C	1.5 h	50–95	0.05–0.095	12
8	Reduction-Schiff base condensation	Se/NaOAc (4)	CO, 95 °C, DMSO : H ₂ O	6 h	55–97	13.7–24.2	13
	Reduction-Schiff base condensation	Ni/SiO ₂ (14)	H ₂ , r.t., EtOH	8 h	92.84–100 ^b	—	14
	Reduction-Schiff base condensation	Co ₃ @NC-800 (20)	H ₂ , THF : H ₂ O, 110 °C	24 h	67–92	3.3–4.6	15
9	Reduction-Schiff base condensation	Pd–NHC- γ -Fe ₂ O ₃ - <i>n</i> -butyl-SO ₃ H (1)	NaBH ₄ , H ₂ O, r.t.	70–240 min	60–98	60–98	This work
10	Reduction-carbonylation of nitroarenes	In (500)/AcOH (10 equiv.)	MeOH, r.t.	0.5–2 h	73–100	0.146–0.2	17
11	Reduction-carbonylation of nitroarenes	Ni ₂ B@Cu ₂ O (54 mg)	NaBH ₄ , s.f., 40 °C	2–30 min	80–97	—	18
12	Reduction-carbonylation of nitroarenes	Pd–C (3.1)	NaBH ₄ , MeOH : H ₂ O 60 °C	1 h	52–95	16.7–30.6	19
13	Reduction-carbonylation of nitroarenes	Fe ₃ O ₄ @Cu(OH) _x (6)	NaBH ₄ , H ₂ O, 60 °C	5–17 min	89–94	14.8–15.6	20
14	Reduction-carbonylation of nitroarenes	Pd–NHC- γ -Fe ₂ O ₃ - <i>n</i> -butyl-SO ₃ H (1)	NaBH ₄ , H ₂ O, r.t.	70–180 min	74–99	74–99	This work

^a SB = Schiff base. ^b Conversion.

between them, and the mixture was stirred at room temperature for 30 min. Next, aryl aldehyde (1.2 mmol) was added to the mixture and stirred for the appropriate time (see Table 4). EtOAc (5 mL) was added to the reaction mixture. Pd–NHC- γ -Fe₂O₃-*n*-butyl-SO₃H was separated by an external magnet and washed with EtOAc (2 × 5 mL), H₂O (3 × 10 mL) and acetone (3 × 10 mL). The combined organic layer was then dried over anhydrous Na₂SO₄. Evaporation of the solvent under reduced pressure gave the crude products. The pure products were isolated by chromatography on silica gel eluted with *n*-hexane : EtOAc (4 : 1).

General procedure for the one-pot reduction-carbonylation of nitroarenes

Pd–NHC- γ -Fe₂O₃-*n*-butyl-SO₃H (1 mol%) was added to the mixture of nitrobenzene (1 mmol) in H₂O (2 mL). NaBH₄ (3 mmol) was added in two portions with the interval of 2 min between them, and the mixture was vigorously stirred at room temperature for 30 min. Ac₂O or Boc₂O (1.2 mmol) was added to the mixture and stirred for an appropriate time (see Table 5). EtOAc (5 mL) was added to the reaction mixture. Pd–NHC- γ -Fe₂O₃-*n*-butyl-SO₃H was separated by an external magnet and washed with EtOAc (2 × 5 mL), H₂O (3 × 10 mL) and acetone (3 × 10 mL). The combined organic layer was then dried over anhydrous Na₂SO₄. Evaporation of the solvent under reduced pressure gave the crude products. The pure products were isolated by chromatography on silica gel eluted with *n*-hexane : EtOAc (5 : 3).

Conclusions

We have demonstrated the successful synthesis of Pd–NHC- γ -Fe₂O₃-*n*-butyl-SO₃H as a bifunctional heterogeneous nano-magnetic catalyst containing Pd–NHC and acidic functional groups. This newly synthesized catalyst was characterized by different methods such as FT-IR, XPS, TEM, VSM, ICP and TG analysis. Pd–NHC- γ -Fe₂O₃-*n*-butyl-SO₃H was successfully used as a new heterogeneous catalyst for the reduction of nitroarenes using NaBH₄ as a clean source of hydrogen generation in aqueous media at ambient temperature. The catalytic activity of Pd–NHC- γ -Fe₂O₃-*n*-butyl-SO₃H as a bifunctional heterogeneous catalyst was also evaluated in two one-pot protocols including reduction-Schiff base condensation and reduction-carbonylation of various nitroarenes. In these two reactions, amines formed *in situ*, using NaBH₄ as a clean source of hydrogen generation, in aqueous media at ambient temperature and further reacted with aldehydes to yield imines or carbonylated to amides. By this protocol, a variety of imines and amides were obtained in good to high yields. The magnetic nature of the catalyst allows its facile recovery using an external magnetic field. The catalyst was separated efficiently and reused for six consecutive cycles without any drastic loss of its reactivity. Truly heterogeneous nature of the catalyst was proved by removing the catalyst after 50% progress of the reaction and poisoning test. The structure of the catalyst remained intact after six recoveries according to the FT-IR spectrum and XPS analysis of

the used catalyst. Bifunctional catalysis of Pd–NHC- γ -Fe₂O₃-*n*-butyl-SO₃H enabled one-pot multistep reactions without requiring product isolation in each step, using water as a green reaction media and NaBH₄ as a clean source of hydrogen generation, which is safer than hydrogen gas. True heterogeneous nature and simple and efficient recyclability of the catalyst makes the present methodology sustainable and economic. The employment of this NHC-based system is in its developmental stage. The synthesis and properties of Pd–NHC- γ -Fe₂O₃-*n*-butyl-SO₃H exhibited in this work offers valuable opportunities for further advancements in this field of study.

Conflicts of interest

There are no conflicts to declare.

Acknowledgements

We gratefully acknowledge the University of Birjand Research Council and the University of Alicante for the financial support of this study.

References

- M. J. Climent, A. Corma and S. Iborra, *Chem. Rev.*, 2011, **111**, 1072.
- (a) J. D. Bass and A. Katz, *Chem. Mater.*, 2006, **18**, 1611; (b) B. Voit, *Angew. Chem., Int. Ed.*, 2006, **42**, 4238.
- (a) K. Motokura, N. Fujita, K. Mori, T. Mizugaki, K. Ebitani, K. Jitsukaea and K. Kaneda, *Chem.–A Eur. J.*, 2006, **12**, 8228; (b) K. Mori, Y. Kondo, S. Morimoto and H. Yamashita, *Chem. Lett.*, 2007, **36**, 1068; (c) E. L. Margelefsky, R. K. Zeidan and M. E. Davis, *Chem. Soc. Rev.*, 2008, **37**, 1118.
- (a) K. Motokura, M. Tomita, M. Tada and Y. Iwasawa, *Chem.–A Eur. J.*, 2008, **14**, 4017; (b) R. K. Zeidan, S. J. Hwang and M. E. Davis, *Angew. Chem.*, 2006, **118**, 6480; (c) R. K. Zeidan and M. E. Davis, *J. Catal.*, 2007, **247**, 379.
- (a) O. Schuster, L. Yang, H. G. Raubenheimer and M. Albrecht, *Chem. Rev.*, 2009, **109**, 3445; (b) P. de Frémont, N. Marion and S. P. Nolan, *Coord. Chem. Rev.*, 2009, **253**, 862; (c) S. Budagumpi, R. A. Haque and A. W. Salman, *Coord. Chem. Rev.*, 2012, **256**, 1787.
- (a) X. X. Wang, B. B. Xu, W. T. Song, K. X. Sun and J. M. Lu, *Org. Biomol. Chem.*, 2015, **13**, 4925; (b) H. Lv, L. Zhu, Y. Q. Tang and J. M. Lu, *Appl. Organomet. Chem.*, 2014, **13**, 27; (c) C. del Pozo, A. Corma, M. Iglesias and F. Sánchez, *J. Catal.*, 2012, **291**, 110; (d) L. Zhu, Y. M. Ye and L. X. Shao, *Tetrahedron*, 2012, **68**, 2414; (e) W. X. Chen and L. X. Shao, *J. Org. Chem.*, 2012, **77**, 9236.
- (a) Q. H. Fan, Y. M. Li and A. S. C. Chan, *Chem. Rev.*, 2002, **102**, 3385; (b) N. E. Leadbeater and M. Marco, *Chem. Rev.*, 2002, **102**, 3217.
- (a) S. Kim, H. J. Cho, D. S. Shin and S. M. Lee, *Tetrahedron Lett.*, 2017, **58**, 2421; (b) B. Karimi and D. Enders, *Org. Lett.*, 2006, **8**, 1237; (c) M. Ghotbinejad, A. R. Khosropour, I. Mohammadpoor-Baltork, M. Moghadam, S. Tangestaninejad and V. Mirkhani, *J. Mol. Catal. A: Chem.*, 2014, **385**, 78; (d) J. W. Byun and Y. S. Lee, *Tetrahedron Lett.*, 2004, **45**, 1837.
- (a) K. V. S. Ranganath and F. Glorius, *Catal. Sci. Technol.*, 2011, **1**, 13; (b) M. K. Samantaray, M. M. Shaikh and P. Ghosh, *Organometallics*, 2009, **28**, 2267; (c) E. Tomas-Mendivil, R. Garcia-Alvarez, C. Vidal, P. Crochet and V. Cadierno, *ACS Catal.*, 2014, **4**, 1901; (d) H. Ohara, W. W. N. O, A. J. Lough and R. H. Morris, *Dalton Trans.*, 2012, **41**, 8797; (e) G. Guillena, D. J. Ramon and M. Yus, *Chem. Rev.*, 2010, **110**, 1611.
- (a) N. Sakai, K. Fujii, S. Nabeshima, R. Ikeda and T. Konakahara, *Chem. Commun.*, 2010, **46**, 3173; (b) K. Junge, B. Wendt, N. Shaikh and M. Beller, *Chem. Commun.*, 2010, **46**, 1769; (c) J. Yang, M. Yuan, H. Zhao, Y. Zhu, M. Fan, F. Zhang and Z. Dong, *J. Mater. Chem. A.*, 2018, **6**, 18242; (d) X. Cui, Y. Long, X. Zhou, G. Yu, J. Yang, M. Yuan, J. Ma and Z. Dong, *Green Chem.*, 2018, **20**, 1121.
- L. L. Santos, P. Serna and A. Corma, *Chem.–A Eur. J.*, 2009, **15**, 8196.
- A. Korich and T. Hughes, *Synlett*, 2007, **16**, 2602.
- X. Liu, S. Lan, C. Li, Y. Gao, J. Yan and X. Zhang, *J. Chem. Res.*, 2014, **38**, 16.
- Y. Zheng, K. Ma, H. Li, J. He, X. Sun, R. Li and J. Ma, *Catal. Lett.*, 2009, **128**, 465.
- T. Song, P. Ren, Y. Duan, Z. Wang, X. Chen and Y. Yang, *Green Chem.*, 2018, **20**, 4629.
- E. M. Nahmed and G. Jenner, *Tetrahedron Lett.*, 1991, **32**, 4917.
- B. H. Kim, R. Han, F. Piao, Y. M. Jun, W. Baik and B. M. Lee, *Tetrahedron Lett.*, 2003, **44**, 77.
- B. Zeynizadeh, R. Younesi and H. Mousavi, *Res. Chem. Intermed.*, 2018, **44**, 7331.
- K. Basu, S. Chakraborty, C. Saha and A. K. Sarkar, *IOSR J. Appl. Chem.*, 2014, **7**, 30.
- Z. Shokri, B. Zeynizadeh and S. A. Hosseini, *J. Colloid Interface Sci.*, 2017, **485**, 99.
- (a) S. Sobhani, Z. M. Falatoooni, S. Asadi and M. Honarmand, *Catal. Lett.*, 2016, **146**, 255; (b) S. Sobhani, Z. Zeraatkar and F. Zarifi, *New J. Chem.*, 2015, **39**, 7076; (c) S. Sobhani, S. Asadi and F. Zarifi, *J. Organomet. Chem.*, 2016, **822**, 154; (d) S. Sobhani and Z. Ramezani, *RSC Adv.*, 2016, **6**, 29237; (e) S. Sobhani, Z. Mesbah Falatoooni and M. Honarmand, *RSC Adv.*, 2014, **4**, 15797.
- (a) M. Zhao, Y. Cao, X. Liu, J. Deng, D. Li and H. Gu, *Nanoscale Res. Lett.*, 2014, **9**, 142; (b) S. Wang, J. Zhang, P. Yuan, Q. Sun, Y. Jia, W. Yan, Z. Chen and Q. Xu, *J. Mater. Sci.*, 2015, **5**, 1323.
- B. Zeynizadeh and F. Sepehraddin, *J. Iran. Chem. Soc.*, 2017, **14**, 2649.
- Y. S. Feng, J. J. Ma, Y. M. Kang and H. J. Xu, *Tetrahedron*, 2014, **70**, 6100.
- O. Mazaheri and R. J. Kalbasi, *RSC Adv.*, 2015, **5**, 34398.
- K. J. Al-Adilee, S. M. Eassa and H. K. Dakhil, *Orient. J. Chem.*, 2016, **32**, 2481.
- R. Suresh, D. Kamalakkannan, K. Ranganathan, R. Arulkumaran, R. Sundararajan, S. P. Sakthnathan, S. Vijayakumar, K. Sathiyamoorthi, V. Mala,

- G. Vanangamudi, K. Thirumurthy, P. Mayavel and G. Thirunarayanan, *Spectrochim. Acta, Part A*, 2013, **101**, 239.
- 28 A. Jarrahpour, P. Shirvani, V. Sinou, C. Latour and J. M. Brunel, *Med. Chem. Res.*, 2016, **25**, 149.
- 29 K. Tanaka and R. Shiraishi, *RSC Adv.*, 2000, **2**, 272.
- 30 M. G. Dekamin, M. Azimoshan and L. Ramezani, *Green Chem.*, 2013, **15**, 811.
- 31 R. Rezaei, M. K. Mohammadi and T. Ranjbar, *E-J. Chem.*, 2011, **8**, 1142.
- 32 C. Yijima, T. Tsujimoto, K. Suda and M. Yamauchi, *Bull. Chem. Soc. Jpn.*, 1986, **89**, 2165.
- 33 K. Maeder and E. Fischer, *Helv. Chim. Acta*, 1983, **7**, 1961.
- 34 W. Imhof, *J. Organomet. Chem.*, 1997, **533**, 31.
- 35 M. Gupta and M. Gupta, *J. Iran. Chem. Soc.*, 2015, **13**, 231.
- 36 N. Azizi and F. Shirdel, *Monatsh. Chem.*, 2016, **148**, 1069.
- 37 Q. Yang, Y. Z. Chan, Z. U. Wang, Q. Wu and H. L. Jiang, *Chem. Commun.*, 2015, **51**, 10419.
- 38 Z. Li, J. Li, J. Li, Z. Zhao, C. Xia and F. Li, *ChemCatChem*, 2014, **6**, 1333.
- 39 K. Azizi, E. Ghonchepour, M. Karimi and A. Heydari, *Appl. Organomet. Chem.*, 2015, **29**, 187.