



CrossMark  
click for updates

Cite this: *Chem. Sci.*, 2017, 8, 2588

Received 20th December 2016  
Accepted 5th January 2017

DOI: 10.1039/c6sc05581h

www.rsc.org/chemicalscience

# Cobalt-catalysed C–H carbonylative cyclisation of aliphatic amides†

Patrick Williamson,‡ Alicia Galván‡ and Matthew J. Gaunt\*

A cobalt-catalysed C–H carbonylation of aliphatic carboxamide derivatives is described, employing commercially available Co(II)-salts in the presence of a silver oxidant. This operationally simple process utilises an atmospheric pressure of CO and generates a range of substituted succinimide products bearing diverse functional groups that can be successfully accessed *via* this methodology.

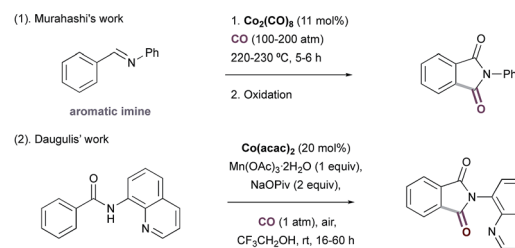
The development of novel transition-metal catalysed processes for the selective functionalisation of C–H bonds is an important challenge within synthetic chemistry, enabling efficient and streamlined routes to complex scaffolds.<sup>1</sup> Whilst noble metals represent the most extensively explored catalyst class for C–H activation, the development of low-cost, 1<sup>st</sup>-row transition-metal alternatives is receiving considerable attention.<sup>2</sup> Cobalt was the first of these elements to be investigated, with Murahashi *et al.* reporting a successful carbonylative cyclisation procedure of imine and azobenzene substrates as early as 1955 (Scheme 1A).<sup>3</sup> Since this seminal report, strategies have been developed that directly employ commercially available and bench stable Co(II) salts for C–H activation reactions.<sup>4</sup> Monoanionic, bidentate directing groups,<sup>5</sup> such as the 8-aminoquinoline group first utilized by Daugulis, have been found to be essential for C–H activation to occur *via* these oxidative reaction platforms, and are believed to stabilise postulated high-valent Co-intermediates (Scheme 1A).<sup>6–8</sup> Whilst this reactivity mode has been widely exploited for the functionalisation of sp<sup>2</sup>-hybridised C–H bonds, analogous C(sp<sup>3</sup>)-H activation procedures remain underdeveloped, with only two known examples reported to date. Ge and co-workers described efficient intra- and intermolecular amidation reactions,<sup>9a</sup> and the Zhang group subsequently developed an alkylation/cyclisation procedure,<sup>9b</sup> affording substituted pyrrolidinone products in excellent yields (Scheme 1B).<sup>10</sup> Both processes require the 8-aminoquinoline directing group to promote efficient reaction.

Prompted by our interest in catalytic oxidative C–H carbonylation reactions,<sup>10–12</sup> we reasoned that its merger with cobalt catalysis, guided by a pyridyl-derived auxiliary, would provide a distinct platform for C(sp<sup>3</sup>)-H activation using earth abundant metals. Herein, we report the development of an oxidative Co-catalysed carbonylative cyclisation procedure of aliphatic

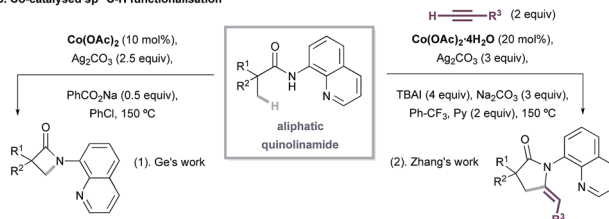
quinolinamides to yield a range of substituted succinimide products (Scheme 1C). The reaction proceeds under atmospheric pressures of CO using operationally simple conditions and accommodates a variety of versatile functional groups. During the submission of our manuscript, an elegant study was reported by Sundararaju and co workers, which detailed the same Co-catalysed carbonylation process.<sup>13</sup>

At the outset of our studies, we prepared a range of pyridyl-derived pivaloylamide substrates (Scheme 2A) and exposed

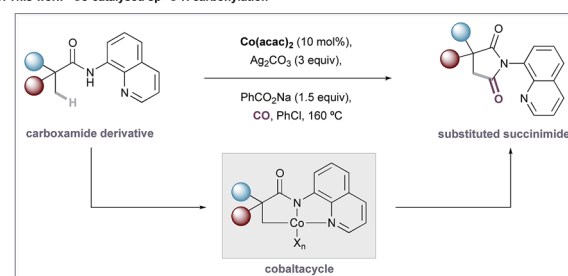
## A. Co-catalysed C–H carbonylation with CO gas



## B. Co-catalysed sp<sup>3</sup> C–H functionalisation



## C. This work - Co-catalysed sp<sup>3</sup> C–H carbonylation



Scheme 1 A Co-catalysed C–H carbonylation strategy.

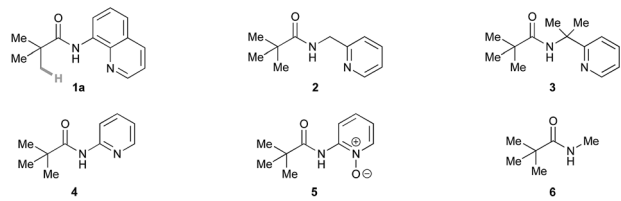
Department of Chemistry, Department of Cambridge, Lensfield Road, Cambridge, CB2 1EW, UK. E-mail: mjj32@cam.ac.uk

† Electronic supplementary information (ESI) available. See DOI: 10.1039/c6sc05581h

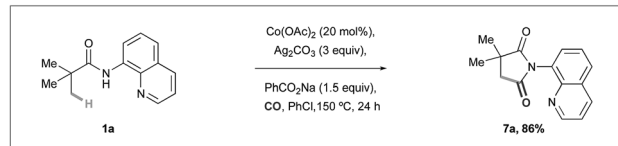
‡ Equal contribution of authors.



## A. Initial substrates synthesised and tested



## B. Lead experiment



Scheme 2 Investigation of substrate structure and lead reaction.

them to reaction conditions based on Ge's C–H amidation process ( $\text{Co}(\text{OAc})_2$ , sodium benzoate and  $\text{Ag}_2\text{CO}_3$  in PhCl at 150 °C) under a CO atmosphere.<sup>9</sup> We observed the formation of the desired  $\text{C}(\text{sp}^3)\text{--H}$  carbonylation product in only one of these cases (Scheme 2B); quinolinamide **1a** was converted to succinimide **7a** with an 86% assay yield. The failure of any of the other substrates to undergo carbonylation highlights an important role of the 8-aminoquinoline group in controlling the C–H activation (Scheme 2B).

Next, we extensively assessed the reaction parameters of the successful process with the aim of further improving the yield as well as better understanding the role of each of the components. We found that a temperature of at least 150 °C was responsible for an effective reaction, with the yield of the process dramatically reduced upon lowering the temperature by only 15 °C (Table 1, entries 1–4). In the absence of the  $\text{Co}(\text{II})$  catalyst, C–H carbonylation did not proceed, confirming the role of the metal species in mediating this process (entry 5). Replacement of sodium benzoate base with sodium acetate, sodium carbonate or sodium phosphate proved detrimental to the efficiency of the process, with succinimide **7a** being formed in diminished 23%, 3% and 2% yield, respectively (entries 6–8). Surprisingly, we found that silver salts were essential for a successful reaction; only traces of the desired product were observed upon replacing  $\text{Ag}(\text{I})$  oxidants with  $\text{Mn}(\text{OAc})_3 \cdot 2\text{H}_2\text{O}$  (entry 9), and complete loss of reactivity was observed when alternative inorganic oxidants were employed (entries 10–11). Although a variety of silver salts were tolerated by the reaction, silver carbonate proved to be the superior oxidant (see ESI†). A range of cobalt(II) salts were found to be successful pre-catalysts for C–H carbonylation. Whilst a drop in efficiency was observed for  $\text{CoBr}_2$ , a modest increase in yield of **7a** to 91% was observed upon employing  $\text{Co}(\text{acac})_2$  (entries 13–14). Lowering the catalyst concentration from 20 mol% to 10 mol% was tolerated by increasing the reaction temperature to 160 °C, allowing succinimide **7a** to be observed in 94% assay yield, which could be isolated in 89% yield (entry 15). Reducing the catalyst loading to 5 mol% did not aid the reaction, and lowering the amount of the silver salt in the reaction was deleterious to the yield (entries 16–18).

Table 1 Reaction optimisation<sup>a</sup>

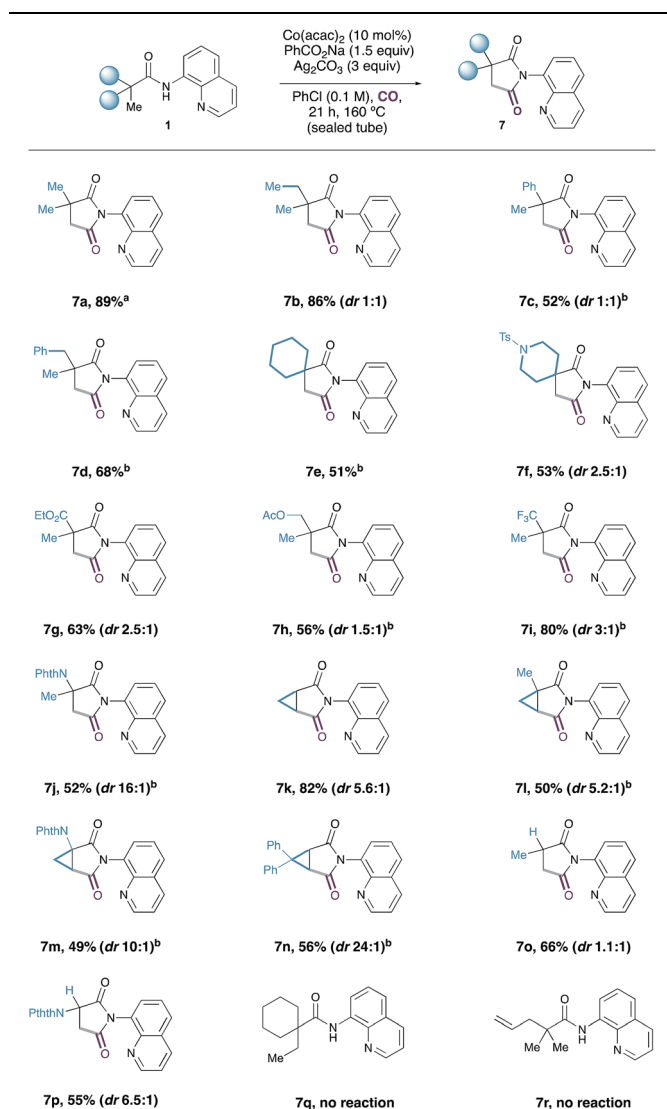
Entry <sup>a</sup>	Co, mol%	Base	Oxidant	$T$ °C	Yield <sup>b</sup> (%)
1	$\text{Co}(\text{OAc})_2$	$\text{PhCO}_2\text{Na}$	$\text{Ag}_2\text{CO}_3$	150	86
2	$\text{Co}(\text{OAc})_2$	$\text{PhCO}_2\text{Na}$	$\text{Ag}_2\text{CO}_3$	140	72
3	$\text{Co}(\text{OAc})_2$	$\text{PhCO}_2\text{Na}$	$\text{Ag}_2\text{CO}_3$	135	40
4	$\text{Co}(\text{OAc})_2$	$\text{PhCO}_2\text{Na}$	$\text{Ag}_2\text{CO}_3$	130	18
5	No Co	$\text{PhCO}_2\text{Na}$	$\text{Ag}_2\text{CO}_3$	150	0
6	$\text{Co}(\text{OAc})_2$	$\text{NaOAc}$	$\text{Ag}_2\text{CO}_3$	150	23
7	$\text{Co}(\text{OAc})_2$	$\text{Na}_2\text{CO}_3$	$\text{Ag}_2\text{CO}_3$	150	3
8	$\text{Co}(\text{OAc})_2$	$\text{Na}_3\text{PO}_4$	$\text{Ag}_2\text{CO}_3$	150	2
9	$\text{Co}(\text{OAc})_2$	$\text{PhCO}_2\text{Na}$	$\text{Mn}(\text{OAc})_3$	150	6
10	$\text{Co}(\text{OAc})_2$	$\text{PhCO}_2\text{Na}$	$\text{NaClO}_3$	150	3
11	$\text{Co}(\text{OAc})_2$	$\text{PhCO}_2\text{Na}$	CAN	150	6
12	$\text{Co}(\text{OAc})_2$	$\text{PhCO}_2\text{Na}$	No Ag	150	0
13	$\text{CoBr}_2$	$\text{PhCO}_2\text{Na}$	$\text{Ag}_2\text{CO}_3$	150	10
14	$\text{Co}(\text{acac})_2$	$\text{PhCO}_2\text{Na}$	$\text{Ag}_2\text{CO}_3$	150	91
15	10 mol%	$\text{PhCO}_2\text{Na}$	$\text{Ag}_2\text{CO}_3$	160	94
16	5 mol%	$\text{PhCO}_2\text{Na}$	$\text{Ag}_2\text{CO}_3$	160	88
17	5 mol%	$\text{PhCO}_2\text{Na}$	2.0 equiv.	160	78
18	5 mol%	$\text{PhCO}_2\text{Na}$	1.5 equiv.	160	72

<sup>a</sup> Starting reaction conditions: substrate **1** (0.2 mmol), Co source (10 mol%), base (1.5 equiv.), oxidant (3.0 equiv.), PhCl (2 mL), CO (1 atm), 21 h. <sup>b</sup> The yield was determined by  $^1\text{H}$  NMR analysis of the crude reaction mixture using 1,1,2,2-tetrachloroethane as the internal standard.

With a set of optimal conditions in hand, we next assessed the scope of the Co-catalyzed C–H carbonylation reaction (Table 2). We found that simple alkyl-derived carboxamides were effective substrates for this reaction affording the corresponding succinimide products in high yields. It is interesting to note that on reaction of **1c** and **1d**, displaying phenyl groups at both the  $\alpha$ - and  $\beta$ -position with respect to the carbonyl motif, complete selectivity was observed for  $\text{C}(\text{sp}^3)\text{--H}$  activation at the methyl groups over traditionally more reactive  $\text{sp}^2$ -hybridised C–H bonds to form **7c** and **7d**. Although similar selectivities were observed in a related Ni-catalysed C–H carbonylation reaction,<sup>14</sup> this represents a rare example of competitive aliphatic over aromatic C–H activation. Spirocyclic quinolinamides comprised of a cyclohexane or substituted piperidine moiety also provided synthetically useful yields of the desired succinimide products **7f** and **7g**.

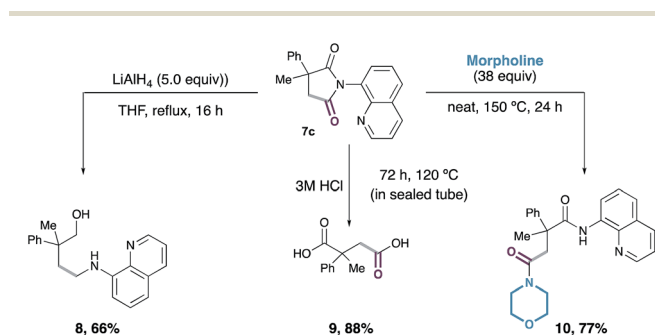
Substrates containing sensitive ester functionalities, as well as electron-withdrawing trifluoromethyl groups were all accommodated by the reaction, affording the succinimides in 51–80% yield (**7g–7i**). Succinimide **7j** could also be prepared in moderate yield by the C–H carbonylation of a protected  $\alpha$ -amino acid derivative. Selective methylene C–H activation onto a cyclopropyl group provided the bicyclic succinimide products in reasonable yields (**7k–7n**). Interestingly, the butyramide-derived substrate,<sup>10</sup> displaying a partially substituted carbon atom between the carbonyl group and the site of C–H activation successfully underwent C–H carbonylation in 66% yield, to succinimide **7o**; this substrate was unreactive under Ge's Co-catalysed C–H amidation procedure.<sup>9a</sup>



Table 2 Reaction scope<sup>a,b</sup>

<sup>a</sup> 80% on 5.00 mmol scale. <sup>b</sup> 20 mol% Co(acac)<sub>2</sub> used.

Alanine derived **7p**, containing a protected amine group, was also successfully prepared in 55% yield. We found that the Co-catalyzed carbonylation process performed well on a larger, 5 mmol scale to give an 80% yield of the succinimide product **7a**.



Scheme 3 Product derivatisations.

Finally, we demonstrated that the succinimide products were compatible with further derivatisation: reductive ring opening of **7c** with LiAlH<sub>4</sub> generated amino-alcohol **8** in 66% yield; hydrolysis of succinimide **7c** with 3 M aqueous hydrochloric acid led to the formation of substituted succinic acid **9** in 88% yield, with release of the 8-aminoquinoline directing group; and treatment of **7c** with morpholine afforded the ring-opened bis-amide **10** in 77% yield with complete regioselectivity (Scheme 3).

## Conclusions

In summary, we have developed a Co-catalyzed carbonylative cyclisation procedure of unactivated, aliphatic C–H bonds. Central to the success of this procedure is the stabilising effect of the quinolinamide directing group. The process tolerates a range of functionalised substrates to generate substituted succinimide products. Importantly, the operationally simple reaction conditions are complemented by the ability to utilise an atmospheric pressure of carbon monoxide. While the mechanism of this process remains unclear with respect to the catalytic function of the cobalt salts, an elucidation of the role of the essential stoichiometric Ag additives will also be crucial.<sup>15</sup> Moreover, to fully realise the full synthetic potential of C–H activation with earth abundant catalysts, an important challenge will be to develop processes that do not rely on precious metal additives and bespoke directing auxiliaries. On going mechanistic studies should reveal further opportunities to refine these transformations and lead to the development of new efficient Co-catalyzed C–H activation reactions.

## Acknowledgements

We are grateful to the Herchel Smith Foundation for a scholarship (P. W.) and the Royal Society (Wolfson Merit Award, M. J. G.) and the EPSRC (EP/100548X/1) and ERC (ERC-StG-259711) for Fellowships (M. J. G.). Mass spectrometry data were acquired at the EPSRC UK National Mass Spectrometry Facility at Swansea University.

## Notes and references

- (a) J. Yamaguchi, A. D. Yamaguchi and K. Itami, *Angew. Chem., Int. Ed.*, 2012, **51**, 8960–9009; (b) T. W. Lyons and M. S. Sanford, *Chem. Rev.*, 2010, **110**, 1147–1169; (c) I. A. I. Mkhalid, J. H. Barnard, T. B. Marder, J. M. Murphy and J. F. Hartwig, *Chem. Rev.*, 2010, **110**, 890–931; (d) J. Wencel-Delord, T. Dröge, F. Liu and F. Glorius, *Chem. Soc. Rev.*, 2011, **40**, 4740–4761; (e) R. Jazzar, J. Hitce, A. Renaudat, J. Sofack-Kreutzer and O. Baudoin, *Chemistry*, 2010, **16**, 2654–2672; (f) R.-Y. Zhu, M. E. Farmer, Y.-Q. Chen and J. Q. Yu, *Angew. Chem., Int. Ed.*, 2016, **55**, 10578–10599; (g) K. Gao and N. Yoshikai, *Acc. Chem. Res.*, 2014, **47**, 1208; (h) D. A. Colby, R. G. Bergmann and J. A. Ellman, *Chem. Rev.*, 2010, **110**, 624–655.
- Selected recent reviews on first row transition metal catalyzed C–H bond functionalization see: (a) D. Wei,



- X. Zhu, J.-L. Niu and M.-P. Song, *ChemCatChem*, 2016, **8**, 1242–1263; (b) N. Moselage, J. Li and L. Ackermann, *ACS Catal.*, 2016, **6**, 498–525; (c) N. Yoshikai, *ChemCatChem*, 2015, **7**, 732–734; (d) T. Hyster, *Catal. Lett.*, 2015, **145**, 458–467; (e) I. Bauer and H. Knölker, *Chem. Rev.*, 2015, **115**, 3170–3387; (f) S. Z. Tasker, E. A. Standley and T. F. Jamison, *Nature*, 2014, **509**, 299–309; (g) A. A. Kulkarni and O. Daugulis, *Synthesis*, 2009, 4087–4109.
- 3 S. Murahashi, *J. Am. Chem. Soc.*, 1955, **77**, 6403–6404.
- 4 For selected references on high valent cobalt catalyzed C(sp<sup>3</sup>)-H bond functionalization see: (a) S. Prakash, K. Muralirajan and C.-H. Cheng, *Angew. Chem., Int. Ed.*, 2016, **55**, 1844–1848; (b) C. Du, P.-X. Li, X. Zhu, J.-F. Suo, J.-L. Niu and M.-P. Song, *Angew. Chem., Int. Ed.*, 2016, **55**, 13571–13575; (c) S. Maity, R. Kancherla, U. Dhawa, E. Hoque, S. Pimparkar and D. Maiti, *ACS Catal.*, 2016, **6**, 5493–5499; (d) A. Lerchen, S. Vásquez-Céspedes and F. Glorius, *Angew. Chem., Int. Ed.*, 2016, **55**, 3208–3211; (e) G. Tan, S. He, X. Huang, X. Liao, Y. Cheng and J. You, *Angew. Chem., Int. Ed.*, 2016, **55**, 10414–10418; (f) R. Manoharan, G. Sivakumar and M. Jeganmohan, *Chem. Commun.*, 2016, **52**, 10533–10536; (g) T. Yamaguchi, Y. Komagalla, Y. Aihara and N. Chatani, *Chem. Commun.*, 2016, **52**, 10129–10132; (h) L. Kong, S. Yu, X. Zhou and X. Li, *Org. Lett.*, 2016, **18**, 588–591; (i) J. R. Hummel and J. A. Ellman, *J. Am. Chem. Soc.*, 2015, **137**, 490–498; (j) P. Patel and S. Chang, *ACS Catal.*, 2015, **5**, 853–858; (k) H. Wang, J. Koeller, W. Liu and L. Ackermann, *Chem.-Eur. J.*, 2015, **21**, 15525–15528; (l) Z.-Z. Zhang, L. Bin, C.-Y. Wang and B.-F. Shi, *Org. Lett.*, 2015, **17**, 4094–4097; (m) T. Yoshino, H. Ikemoto, S. Matsunaga and M. Kanai, *Angew. Chem., Int. Ed.*, 2013, **52**, 2207–2211; (n) L. Grigorjeva and O. Daugulis, *Org. Lett.*, 2014, **16**, 4688–4690.
- 5 V. G. Zaitsev, D. Shabashov and O. Daugulis, *J. Am. Chem. Soc.*, 2005, **127**, 13154–13155.
- 6 L. Grigorjeva and O. Daugulis, *Angew. Chem., Int. Ed.*, 2014, **53**, 10209–10212.
- 7 (a) Y. Aihara and N. Chatani, *J. Am. Chem. Soc.*, 2014, **136**, 898–901; (b) Y. Aihara, M. Tobisu, Y. Fukumoto and N. Chatani, *J. Am. Chem. Soc.*, 2014, **136**, 15509–15512; (c) T. Kubo, Y. Aihara and N. Chatani, *Chem. Lett.*, 2015, **44**, 1365–1367.
- 8 Selected recent reviews on the use of 8-aminoquinoline as a directing group for 1<sup>st</sup> row metals, see: (a) L. C. Misal Castro and N. Chatani, *Chem. Lett.*, 2015, **44**, 410–421; (b) G. Rouquet and N. Chatani, *Angew. Chem., Int. Ed.*, 2013, **52**, 11726–11743; (c) M. Corbet and F. Decampo, *Angew. Chem., Int. Ed.*, 2013, **52**, 9896–9898; see also (d) T. Matsubara, S. Asako, E. Iies and E. Nakamura, *J. Am. Chem. Soc.*, 2014, **136**, 646–649.
- 9 (a) X. Wu, K. Yang, Y. Zhao, H. Sun, G. Li and H. Ge, *Nat. Commun.*, 2015, **6**, 6462–6471; (b) J. Zhang, H. Chen, C. Lin, Z. Liu, C. Wang and Y. Zhang, *J. Am. Chem. Soc.*, 2015, **137**, 12990–12996.
- 10 For reviews of oxidative carbonylation reactions, see (a) M. Beller, *Catalytic carbonylation reactions, Topic in organometallic Chemistry*, Springer, 2006, pp. 1–283; (b) X.-F. Wu, H. Neumann and M. Beller, *ChemSusChem*, 2013, **6**, 229–241; (c) X.-F. Wu, H. Neumann and M. Beller, *Chem. Rev.*, 2013, **113**, 1–35; (d) S. T. Gadge, P. Gautam and B. M. Bhanage, *Chem. Rec.*, 2016, **16**, 835–856.
- 11 For selected examples of aliphatic catalytic C-H carbonylation processes, see (a) T. Sakakura, T. Sodeyama, K. Sasaki, K. Wada and M. Tanaka, *J. Am. Chem. Soc.*, 1990, **112**, 7221–7229; (b) N. Chatani, T. Asami, T. Ikeda, S. Yorimitsu, Y. Ishii, F. Kakiuchi and S. Murai, *J. Am. Chem. Soc.*, 2000, **122**, 12882–12883; (c) E. J. Yoo, M. Wasa and J.-Q. Yu, *J. Am. Chem. Soc.*, 2010, **132**, 17378–17380; (d) N. Hasegawa, V. Charra, S. Inoue, Y. Fukumoto and N. Chatani, *J. Am. Chem. Soc.*, 2011, **133**, 8070–8073; (e) N. Hasegawa, K. Shibata, V. Charra, S. Inoue, Y. Fukumoto and N. Chatani, *Tetrahedron*, 2013, **69**, 4466–4472; (f) P.-L. Wang, Y. Li, Y. Wu, C. Li, Q. Lan and X.-S. Wang, *Org. Lett.*, 2015, **17**, 3698–3701; (g) C. Wang, L. Zhang, C. Chen, J. Han, Y. Yao and Y. Zhao, *Chem. Sci.*, 2015, **6**, 4610–4614; (h) P. Xie, Y. Xie, B. Qian, H. Zhou, C. Xia and H. Huang, *J. Am. Chem. Soc.*, 2012, **134**, 9902–9905.
- 12 For examples of catalytic aliphatic C-H carbonylation from our group, see: (a) A. McNally, B. Haffemeyer, B. S. L. Collins and M. J. Gaunt, *Nature*, 2014, **510**, 129–133; (b) J. Calleja, D. Pla, T. Gorman, V. Dominguez, B. Haffemeyer and M. J. Gaunt, *Nat. Chem.*, 2015, **7**, 1009; (c) D. Willcox, B. G. N. Chappell, K. F. Hogg, J. Calleja, A. P. Smalley and M. J. Gaunt, *Science*, 2016, **354**, 851.
- 13 Concurrent with the submission of our manuscript, a similar paper on Co-catalyzed C-H carbonylation was reported; see N. Barsu, S. K. Bolli and B. Sundararaju, *Chem. Sci.*, 2017, **8**, DOI: 10.1039/C6SC05026C.
- 14 (a) X. Wu, J. Miao, Y. Li, G. Li and H. Ge, *Chem. Sci.*, 2016, **7**, 5260–5264; (b) X. Wu, Y. Zhao and H. Ge, *J. Am. Chem. Soc.*, 2015, **137**, 4924–4927.
- 15 For the role of Ag additives in C-H activation; see (a) M. D. Lotz, N. M. Camasso, A. J. Canty and M. S. Sanford, *Organometallics*, 2017, **36**, 165–171; (b) D. Whitaker, J. Bures and I. Larrosa, *J. Am. Chem. Soc.*, 2016, **138**, 8384.

