




 Cite this: *RSC Adv.*, 2020, 10, 3203

The C–H activated controlled mono- and di-olefination of arenes in ionic liquids at room temperature†

 Kaifeng Du ^b and Tian Yao ^{*a}

In this study, controlled mono and di-olefination of arenes was first realized at room temperature *via* the C–H bond activation in ionic liquids, probably due to the positive effects of ionic liquids. It is an energy-saving routes in industrial production without the need for heating equipment. Different catalysts were screened, and it was found that [Ru(*p*-cymene)Cl₂]₂ generated mono-olefinated products predominantly while [Cp*RhCl₂]₂ selectively gave di-olefinated products. These catalysts ([BMIM]NTf₂ and [BMIM]PF₆) as green and recyclable reaction media are highly efficient under mild conditions. This reaction process can avoid any volatile and environmentally toxic organic solvents, and is much safer without the need for pressure-tight equipment. A wide substrate scope with good yields and satisfactory selectivity was achieved. The reactions can be scaled up to gram-scale. Furthermore, an expensive rhodium/ruthenium catalytic system was recycled for at least 6 times with consistently high catalytic activity, which was economical and environmental friendly from an industrial point of view. According to the mechanistic study, the C–H bond cleavage was probably achieved *via* the concerted metalation–deprotonation. This technique can be applied in the synthesis of various valuable unsaturated aromatic compounds and shows a great potential for industrial production.

 Received 21st November 2019
Accepted 29th December 2019

DOI: 10.1039/c9ra09736h

rsc.li/rsc-advances

Introduction

Recently, transition metal-catalyzed C–H activation has emerged as one of the most atom-economical approach for the formation of C–C bonds and has made significant progress in the field of synthetic chemistry.¹ It is straightforward, highly efficient and can avoid multi-step pre-activation with a rare production of unwanted by-products.² The establishment of a wide range of new C–C, C–N, C–O, C–P bonds is assisted by suitable applications of Lewis-basic directing groups.³ Most of these transition metal catalysts, such as Pd, Ir, Ru and Rh, are expensive, earth-scarce, require harsh reaction conditions and environmentally toxic organic solvents. These drawbacks greatly limit their applications in the synthesis of functional organic compounds.⁴ Some researchers explored to find inexpensive earth-abundant transition metals to replace them as alternative catalysts. For example, Ackermann, Yoshikai and other groups discovered co-catalyzed C–H activation and applied in various chemical reactions, which were only

catalyzed by Rh, Ru or Pd.⁵ Although this strategy reduces costs significantly, the catalytic conditions are tough in most cases, and toxic organic solvents can cause serious environmental pollution. Some other researchers have found some ways to achieve the recycling of these noble transition-metals without the loss in their content. Nano-functional materials or metal-immobilized macromolecules⁶ are most popular because they can be reused and recycled to lower the overall cost and reduce environmental contamination. However, unavoidable harsh catalytic conditions as well as tedious multiple steps for the synthesis of metal-loaded functional materials are still needed. Thus, it is highly desirable to develop new green catalytic systems with easy accessibility to solve these problems.

Aromatic olefins are important chemical intermediates and widely applied in the synthesis of pharmaceutical intermediates, natural products, and functional materials.⁷ The olefination of unreactive aryl C–H bonds catalyzed by transition metals is among the most significant chemical transformations in organic syntheses.⁸ It has drawn considerable attention through these years for a single reaction step and a few side reactions compared with conventional methods.⁹ Most achievements in the olefination of arene *via* the C–H activation have been accomplished by using noble metal catalyst systems, such as ruthenium,¹⁰ rhodium,¹¹ palladium,¹² cobalt,^{5b} and iridium,¹³ with high temperature and organic solvents. These catalysts generally show high reactivity and broad substrate scope. A systematic comparative study on the catalytic activities of

^aKey Laboratory of Drug-Targeting and Drug Delivery System of the Education Ministry and Sichuan Province, West China School of Pharmacy, Sichuan University, Chengdu, 610041, P. R. China. E-mail: yaotian90@scu.edu.cn

^bDepartment of Pharmaceutical & Biological Engineering, School of Chemical Engineering, Sichuan University, Chengdu 610065, P. R. China

† Electronic supplementary information (ESI) available. See DOI: 10.1039/c9ra09736h



different catalysts on the olefination of arenes is important and necessary.

Lately, the controllably selective catalysis of the mono- and di-olefination *via* C–H activation has been of great interest. For example, N. Umeda reported the selective mono and di-vinylation of 1-phenylpyrazoles by controlling the $\text{Cu}(\text{OAc})_2$ amount.¹⁴ Selective olefination was also controlled by changing the solvent, catalyst or substrate.¹⁵ However, all these expensive catalytic systems could be used only once and the reaction condition is harsh (Scheme 1a). Recently, our group realized the temperature-controlled mono- and di-olefination of arenes with good yield, excellent selectivity and satisfactory recyclability.¹⁶ However, the generation of di-olefinated products required a high temperature, which was energy-consuming and unsafe in an industrial production process. To the best of our knowledge, a protocol for the selective synthesis of mono- and di-olefinated products at room temperature with full control is yet to be developed.

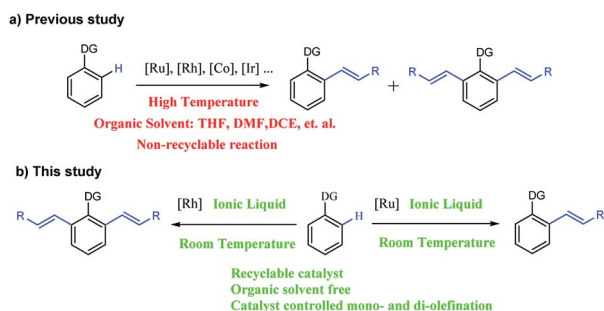
A solvent is generally used in large amounts in most reactions and plays a key role in an organic synthesis. Many volatile and environmentally toxic organic solvents are commonly applied in the C–H olefination. In recent years, many researchers have paid attention to the replacement of these harmful solvents with an eco-friendly medium to meet the requirement of green chemistry. Water and polyethylene glycol are extensively studied and successfully applied in some chemical transformations.¹⁷ However, their applications are significantly restricted by the low solubility of starting compounds and metal catalysts. Considering this, it is preferable to find an excellent medium to allow the C–H olefination to perform smoothly under mild conditions and reuse the metal catalyst. Ionic liquids (ILs), a class of non-molecular solvents at room temperature,¹⁸ which generally consist of an organic cation and a weak nucleophilic anion, have drawn widespread attention of researchers due to their superior properties such as negligible volatility, thermal and chemical stability, wide liquid range, non-flammability, and good solubility.¹⁹ They often replace hazardous organic solvents and serve as an environmental friendly, non-volatile and recyclable reaction medium. Furthermore, they are much safer in the high-temperature or high-pressure synthetic processes. Up to now, ILs have been successfully employed in the Suzuki reaction, cross-coupling reaction, Heck reaction, C–H activated olefination and so

on.^{16,20} The employment of ILs in C–H activation is still rare and needs to be expanded.

Herein, we report the first catalyst-controlled selective mono and di-olefination of arenes *via* C–H activation at room temperature. The notable features of our methodology include: (a) the selective mono- and di-olefination of arenes was realized at room temperature for the first time, which was energy-saving in industrial production without the need for heating equipment. (b) The catalysts play a key role in controlling the mono- and di-olefination, where $[\text{Ru}(p\text{-cymene})\text{Cl}_2]_2$ gave mono-olefination products predominantly, while $[\text{Cp}^*\text{RhCl}_2]_2$ afforded the diolefinated products with high selectivity. (c) Instead of an organic solvent, $[\text{BMIM}]\text{NTf}_2$ and $[\text{BMIM}]\text{PF}_6$ served as excellent solvents to allow the recycling of the noble metal catalytic system for at least 6 times, which was economical and environmental friendly from an industrial point of view, and the process was much safer without the need of pressure-tight equipment. (d) The reaction tolerated a broad substrate with satisfactory yields and excellent selectivity even in gram-scale (Scheme 1b).

Results and discussion

Our initial experiment was performed with 2-phenylpyridine (**1a**) and styrene (**2a**) in the ionic liquid- $[\text{BMIM}]\text{NTf}_2$ at room temperature. Different types of catalysts were investigated (entry 1–9) at the beginning. A catalyst with a pentamethylcyclopentadienyl (Cp^*) ligand tended to have catalytic activity. $\text{Cp}^*\text{Co}(\text{CO})\text{I}_2$, $[\text{Cp}^*\text{CoCl}_2]_2$, and $[\text{Cp}^*\text{Co}(\text{MeCN})_3][\text{SbF}_6]_2$ were effective under these conditions, but only less than 30% conversion was achieved. The above successes encouraged us to explore more transition-metal complexes. To our delight, $[\text{Cp}^*\text{Rh}(\text{MeCN})_3][\text{SbF}_6]_2$ and $\text{Cp}^*\text{Rh}(\text{OAc})_2$ demonstrated nearly 50% conversion of the starting compound. Surprisingly, $[\text{Cp}^*\text{RhCl}_2]_2$ could achieve 97% conversion of **1a** and di-olefinated (**3a'**) product was obtained with an isolated yield of 91%. When $[\text{Ru}(p\text{-cymene})\text{Cl}_2]_2$ was employed as the catalyst, 87% isolated yield of the mono-olefinated product was obtained. RhCl_3 , $[\text{Cp}^*\text{IrCl}_2]_2$, $\text{Pd}(\text{OAc})_2$, RuCl_3 and $\text{Ru}_3(\text{CO})_{12}$ could not afford any products. As a result, selective mono- and di-olefination was achieved at room temperature controlled by the catalyst. Inspired by the preliminary success, we screened several other reaction parameters, and the results are listed in Table 1. In the $[\text{Ru}(p\text{-cymene})\text{Cl}_2]_2$ catalyzed reaction systems, different amounts of **2a** were then investigated (entry 10, 13 and 14). 1 equiv. of **2a** reduced the conversion of **1a** to 66%, while 2 equiv. of **2a** could increase the conversion of **1a** up to 89% and afforded satisfactory yield of mono-olefinated product **3a** (85%) with very few di-olefinated products (**3a'**). $\text{Cu}(\text{OAc})_2$ served as an oxidant in this catalytic system and 2 equiv. of $\text{Cu}(\text{OAc})_2$ or more could afford a good yield of the mono-olefinated product (entry 10 and 13). To save the starting compound, **2a** and $\text{Cu}(\text{OAc})_2$ were both determined as 2 equiv. It demonstrated that selectivity was not controlled by the amount of the starting compound. Further, the effects of different additives were explored (entry 15–18). Various species of Ag salts were screened and all of them had satisfactory performances



Scheme 1 C–H activated olefination of arene.

except that no reaction occurred when an Ag salt was not added. It revealed that the Ag salt as an additive was essential in the C–H activated olefination. The anion of the additive is not important and has little impact on the reaction efficiency. Thus, Ag^+ might be crucial in the catalytic process. Furthermore,

reaction performances were evaluated with different ILs, organic solvents and water (entry 19–27). Traditional organic solvents such as toluene, CH_2Cl_2 , *t*-AmOH, HFIP and DMF could not make the reaction happen. When reaction was performed in water, no transformation occurred either. Four

Table 1 Optimization of the reaction conditions^{a,h}

1a + 2a $\xrightarrow[\text{Additive, Temp. (}^\circ\text{C)}]{\text{Catalyst, Oxidant, Solvent, Ar, 24h}}$ 3a, R=H; 3a', R=styryl

Entry	Catalyst (0.05 equiv.)	2a (equiv.)	Oxidant (equiv.)	Additive (0.1 equiv.)	Solvent	Temp. ($^\circ\text{C}$)	Yield ^b (%) 3a/3a'	Conversion of 1a ^c (%)
1	$\text{Cp}^*\text{Co}(\text{CO})\text{I}_2$	4	4	AgNTf_2	[BMIM]NTf ₂	r.t.	8/4	15
2	$[\text{Cp}^*\text{CoCl}_2]_2$	4	4	AgNTf_2	[BMIM]NTf ₂	r.t.	14/13	30
3	$[\text{Cp}^*\text{Co}(\text{MeCN})_3][\text{SbF}_6]_2$	4	4	AgNTf_2	[BMIM]NTf ₂	r.t.	10/11	23
4	$[\text{Cp}^*\text{Rh}(\text{MeCN})_3][\text{SbF}_6]_2$	4	4	AgNTf_2	[BMIM]NTf ₂	r.t.	18/29	49
5	RhCl_3	4	4	AgNTf_2	[BMIM]NTf ₂	r.t.	—/—	—
6	$[\text{Cp}^*\text{RhCl}_2]_2$	4	4	AgNTf_2	[BMIM]NTf ₂	r.t.	5/91	97
7	$\text{Cp}^*\text{Rh}(\text{OAc})_2$	4	4	AgNTf_2	[BMIM]NTf ₂	r.t.	8/37	47
8	$[\text{Cp}^*\text{IrCl}_2]_2$	4	4	AgNTf_2	[BMIM]NTf ₂	r.t.	—/—	—
9	$\text{Pd}(\text{OAc})_2$	4	4	AgNTf_2	[BMIM]NTf ₂	r.t.	—/—	—
10	$[\text{Ru}(p\text{-cymene})\text{Cl}_2]_2$	4	4	AgNTf_2	[BMIM]NTf ₂	r.t.	87/3	92
11	RuCl_3	4	4	AgNTf_2	[BMIM]NTf ₂	r.t.	—/—	—
12	$\text{Ru}_3(\text{CO})_{12}$	4	4	AgNTf_2	[BMIM]NTf ₂	r.t.	—/—	—
13	$[\text{Ru}(p\text{-cymene})\text{Cl}_2]_2$	2	2	AgNTf_2	[BMIM]NTf ₂	r.t.	85/3	89
14	$[\text{Ru}(p\text{-cymene})\text{Cl}_2]_2$	1	2	AgNTf_2	[BMIM]NTf ₂	r.t.	61/3	66
15	$[\text{Ru}(p\text{-cymene})\text{Cl}_2]_2$	2	2	AgSbF_6	[BMIM]NTf ₂	r.t.	83/3	87
16	$[\text{Ru}(p\text{-cymene})\text{Cl}_2]_2$	2	2	Ag_2SO_4	[BMIM]NTf ₂	r.t.	82/5	88
17	$[\text{Ru}(p\text{-cymene})\text{Cl}_2]_2$	2	2	AgOAc	[BMIM]NTf ₂	r.t.	80/3	85
18	$[\text{Ru}(p\text{-cymene})\text{Cl}_2]_2$	2	2	—	[BMIM]NTf ₂	r.t.	—/—	—
19	$[\text{Ru}(p\text{-cymene})\text{Cl}_2]_2$	2	2	AgNTf_2	[BMIM]BF ₄	r.t.	15/7	24
20	$[\text{Ru}(p\text{-cymene})\text{Cl}_2]_2$	2	2	AgNTf_2	[BMIM]PF ₆	r.t.	76/4	82
21	$[\text{Ru}(p\text{-cymene})\text{Cl}_2]_2$	2	2	AgNTf_2	[BMIM]OTf	r.t.	19/10	32
22	$[\text{Ru}(p\text{-cymene})\text{Cl}_2]_2$	2	2	AgNTf_2	H_2O	r.t.	—/—	—
23	$[\text{Ru}(p\text{-cymene})\text{Cl}_2]_2$	2	2	AgNTf_2	Toluene	r.t.	—/—	—
24	$[\text{Ru}(p\text{-cymene})\text{Cl}_2]_2$	2	2	AgNTf_2	<i>t</i> -AmOH	r.t.	—/—	—
25	$[\text{Ru}(p\text{-cymene})\text{Cl}_2]_2$	2	2	AgNTf_2	CH_2Cl_2	r.t.	—/—	—
26	$[\text{Ru}(p\text{-cymene})\text{Cl}_2]_2$	2	2	AgNTf_2	DMF	r.t.	—/—	—
27	$[\text{Ru}(p\text{-cymene})\text{Cl}_2]_2$	2	2	AgNTf_2	HFIP	r.t.	—/—	—
28 ^d	$[\text{Ru}(p\text{-cymene})\text{Cl}_2]_2$	2	2	AgNTf_2	[BMIM]NTf ₂	r.t.	84/3	89
29	$[\text{Ru}(p\text{-cymene})\text{Cl}_2]_2$	2	2	AgNTf_2	[BMIM]NTf ₂	60	87/3	91
30	$[\text{Ru}(p\text{-cymene})\text{Cl}_2]_2$	2	2	AgNTf_2	[BMIM]NTf ₂	80	86/3	90
31 ^e	$[\text{Ru}(p\text{-cymene})\text{Cl}_2]_2$	2	2	AgNTf_2	[BMIM]NTf ₂	r.t.	35/7	87
32	$[\text{Cp}^*\text{RhCl}_2]_2$	2	4	AgNTf_2	[BMIM]NTf ₂	r.t.	16/55	72
33	$[\text{Cp}^*\text{RhCl}_2]_2$	2	2	AgNTf_2	[BMIM]NTf ₂	r.t.	27/31	61
34 ^f	$[\text{Cp}^*\text{RhCl}_2]_2$	4	4	AgNTf_2	[BMIM]NTf ₂	r.t.	5/90	97
35 ^g	$[\text{Cp}^*\text{RhCl}_2]_2$	4	4	AgNTf_2	[BMIM]NTf ₂	r.t.	5/92	98
36	$[\text{Cp}^*\text{RhCl}_2]_2$	4	4	AgNTf_2	[BMIM]NTf ₂	60	4/92	97
37	$[\text{Cp}^*\text{RhCl}_2]_2$	4	4	AgNTf_2	[BMIM]NTf ₂	80	5/92	98
38	$[\text{Cp}^*\text{RhCl}_2]_2$	4	4	AgNTf_2	[BMIM]PF ₆	r.t.	7/81	90
39	$[\text{Cp}^*\text{RhCl}_2]_2$	4	4	AgNTf_2	[BMIM]BF ₄	r.t.	11/27	41
40	$[\text{Cp}^*\text{RhCl}_2]_2$	4	4	AgNTf_2	[BMIM]OTf	r.t.	13/31	46
41 ^e	$[\text{Cp}^*\text{RhCl}_2]_2$	4	4	AgNTf_2	[BMIM]NTf ₂	r.t.	7/29	92

^a Reaction conditions: 1a (0.2 mmol), 2a (certain equivalent), catalyst (0.01 mmol), $\text{Cu}(\text{OAc})_2$ (oxidant) and additive (0.02 mmol) in a solvent (0.6 mL) were stirred under argon at a certain temperature for 24 h in a sealed tube. ^b Yield of the product isolated after the preparative thin layer chromatography. ^c Conversion based on the yield of the recovered 1a. ^d $[\text{Ru}(p\text{-cymene})\text{Cl}_2]_2$ (0.10 equiv.). ^e Reaction performed under air for 24 h. ^f $[\text{Cp}^*\text{RhCl}_2]_2$ (0.10 equiv.). ^g $[\text{Cp}^*\text{RhCl}_2]_2$ (0.15 equiv.). ^h Cp* = pentamethylcyclopentadienyl; HFIP = hexafluoroisopropanol; *t*-AmOH = tertiary amyl alcohol; r.t. = room temperature.

different ILs were investigated, and all of them were effective. [BMIM]BF₄ and [BMIM]OTf had a low conversion of **1a** with poor selectivity, while [BMIM]NTf₂ and [BMIM]PF₆ had more than 80% conversion of **1a** with satisfactory selectivity. This phenomenon is probably because [BMIM]NTf₂ and [BMIM]PF₆ were much more hydrophobic than the other ILs. They could better dissolve the transition-metal complex and the hydrophobic starting compounds. Thus, sufficient interactions of starting compounds with catalysts could make the reaction happen more easily. 0.1 equiv. amount of the catalyst could not improve the yield obviously (entry 28), so 0.05 equiv. amount of the catalyst was enough. Moreover, increasing the reaction temperature to 80 °C had no positive effect on the conversion of **1a**, and the yield of **3a** investigated (entry 29 and 30). Subsequently, the experiment was conducted under air (entry 31). Only 35% yield of mono-olefinated product was afforded and most of the starting compound was converted to impurity. So, the argon atmosphere was essential. In the [Cp*RhCl₂]₂ catalyzed reaction systems, when **2a** or Cu(OAc)₂ was less than 4 equiv. in amount, the conversion of **1a** decreased sharply and selectivities were poor with both mono-(**3a**) and di-olefinated (**3a'**) products generated (entry 32 and 33). 4 equiv. of **2a** and Cu(OAc)₂ could afford excellent yield of di-olefinated product (91%). Increasing the catalyst amount or the reaction temperature had no positive effect (entry 34–37). Employing [BMIM]BF₄ or [BMIM]OTf as the reaction solvent could make the conversion of **1a** higher than 40% but with poor selectivities. [BMIM]NTf₂ and [BMIM]PF₆ also demonstrated excellent performances with the conversion of **1a** higher 90% (entry 38–40). Similar to the [Ru(*p*-cymene)Cl₂]₂ catalytic system, argon atmosphere was necessary for the reaction. Accordingly, the reaction conditions of selective mono-olefination was optimized as follows: **1a** (0.2 mmol), **2a** (0.4 mmol), [Ru(*p*-cymene)Cl₂]₂ (0.01 mmol), Cu(OAc)₂ (0.4 mmol) and AgNTf₂ (0.02 mmol) in [BMIM]NTf₂ or [BMIM]PF₆ (0.6 mL) under argon at room temperature for 24 h in a sealed tube. The reaction conditions of the selective di-olefination was optimized as follows: **1a** (0.2 mmol), **2a** (0.8 mmol), [Cp*RhCl₂]₂ (0.01 mmol), Cu(OAc)₂ (0.8 mmol) and AgNTf₂ (0.02 mmol) in [BMIM]NTf₂ or [BMIM]PF₆ (0.6 mL) under argon at room temperature for 24 h in a sealed tube.

Based on the above results, we then compared the reaction scope of different transition-metal catalysts under the optimal conditions. As shown in Table 2, different substituted substrates at different positions of the arenes and substrates with different directing groups were studied in detail. Both electron-donating and electron-withdrawing groups were selected as the substituent. In addition, 2-(naphthalen-2-yl)pyridine as well as ethyl acrylate were also explored. It is obvious that all 6 catalysts were effective for this kind of reaction. Cp*Rh(OAc)₂, [Cp*Rh(MeCN)₃][SbF₆]₂, [Cp*CoCl₂]₂ and [Cp*Co(MeCN)₃][SbF₆]₂ were able to make reactions happen, but the catalytic activities were not satisfactory and the selectivity of the products were poor. On the contrary, [Cp*RhCl₂]₂ and [Ru(*p*-cymene)Cl₂]₂ revealed excellent catalytic activities and wonderful selectivity for all kinds of substrates. In particular, the yield of **3r** or **3r'** was relatively lower than that of other

Table 2 Comparison of the catalytic activity of different catalysts^{a,b,c}

Substrate	Catalyst	Yield (%)	Selectivity (%)
3a/3a'	A	5%	91%
	B	8%	37%
	C	18%	29%
	D	14%	13%
	E	10%	11%
	F	87%	3%
3c/3c'	A	3%	96%
	B	11%	43%
	C	21%	28%
	D	17%	19%
	E	11%	13%
	F	91%	4%
3g/3g'	A	7%	89%
	B	5%	41%
	C	15%	21%
	D	11%	14%
	E	8%	10%
	F	85%	3%
3i/3i'	A	9%	89%
	B	7%	41%
	C	19%	21%
	D	14%	19%
	E	13%	8%
	F	89%	2%
3k/3k'	A	11%	78%
	B	9%	32%
	C	12%	18%
	D	8%	12%
	E	7%	6%
	F	81%	3%
3m/3m'	A	4%	94%
	B	5%	53%
	C	15%	24%
	D	16%	19%
	E	10%	14%
	F	90%	5%
3q/3q'	A	6%	93%
	B	9%	48%
	C	11%	27%
	D	18%	22%
	E	3%	6%
	F	92%	3%
3u/3u'	A	9%	86%
	B	9%	43%
	C	11%	37%
	D	4%	15%
	E	3%	8%
	F	88%	4%
3r/3r'	A	6%	71%
	B	5%	23%
	C	7%	11%
	D	4%	9%
	E	7%	8%
	F	58%	5%

^a The reaction conditions: **1x** (0.2 mmol), **2x** (0.8 mmol), catalyst (0.01 mmol), Cu(OAc)₂ (0.8 mmol) and AgNTf₂ (0.02 mmol) in [BMIM]NTf₂ (0.8 mL) were stirred under argon at r.t. for 24 h in a sealed tube. ^b Isolated yield. ^c The catalysts are: A ([Cp*RhCl₂]₂); B (Cp*Rh(OAc)₂); C ([Cp*Rh(MeCN)₃][SbF₆]₂); D ([Cp*CoCl₂]₂); E ([Cp*Co(MeCN)₃][SbF₆]₂); F ([Ru(*p*-cymene)Cl₂]₂).

products, so ethyl acrylate had lower reactivity than styrene. Consequently, [Cp*RhCl₂]₂ and [Ru(*p*-cymene)Cl₂]₂ were chosen to further explore the substrate scope of selective mono- and di-olefination.

To examine the effects of ILs on the reaction activity, we compared the reaction scope of different ILs in the [Cp*RhCl₂]₂ catalytic system. As listed in Table 3, six different kinds of substrates were investigated. To our delight, applying these four ILs as reaction media could generally give the corresponding products in moderate to good yields for all substrates. Surprisingly, for all substrates, [BMIM]NTf₂ and [BMIM]PF₆ could afford excellent yield of the product with satisfactory selectivity compared with [BMIM]BF₄ and [BMIM]OTf. Theoretically, [BMIM]NTf₂ and [BMIM]PF₆ were much more hydrophobic than another two ILs. They could better dissolve the transition-metal complex and the hydrophobic starting compounds. As a result, the interactions of starting compounds with catalysts were more sufficient, and the conversion of starting compounds was higher. Then, [BMIM]NTf₂ and [BMIM]PF₆ were applied to further explore the substrate scope of selective mono- and di-olefination.

With the optimized reaction conditions in hand, we investigated the substrate scope for the selective mono-olefination of different arenes *via* C–H activation catalyzed by [Ru(*p*-cymene)

Table 3 Comparison of the reaction activity with different ionic liquids^{a,b,c}

Substrate	Yield (%)
3a/3a'	5%/91%
3b/3b'	4%/87%
3c/3c'	9%/42%
3d/3d'	11%/35%
3e/3e'	3%/96%
3f/3f'	6%/90%
3g/3g'	12%/40%
3h/3h'	16%/49%
3i/3i'	11%/78%
3j/3j'	13%/70%
3k/3k'	6%/29%
3l/3l'	8%/23%
3m/3m'	9%/93%
3n/3n'	6%/86%
3o/3o'	7%/89%
3p/3p'	11%/46%
3q/3q'	9%/44%
3r/3r'	6%/71%
3s/3s'	14%/59%
3t/3t'	9%/31%
3u/3u'	8%/27%

^a The reaction conditions: **1x** (0.2 mmol), **2x** (0.8 mmol), [Cp*RhCl₂]₂ (0.01 mmol), Cu(OAc)₂ (0.8 mmol) and AgNTf₂ (0.02 mmol) in a certain ionic liquid (0.8 mL) were stirred under argon at r.t. for 24 h in a sealed tube. ^b Isolated yield. ^c The ionic liquids are: **A** ([BMIM]NTf₂); **B** ([BMIM]PF₆); **C** ([BMIM]BF₄); **D** ([BMIM]OTf).

Cl₂]. Both [BMIM]NTf₂ and [BMIM]PF₆ were employed for the substrate scope expansion. As shown in Table 4, various substituted 2-aryl-pyridine could afford mono-olefinated products in high yields with ideal selectivity at room temperature. Unsubstituted 2-phenylpyridine **1a** gave an 85% isolated yield of **3a** in [BMIM]NTf₂ and a 79% yield of **3a** in [BMIM]PF₆, respectively. Electron donating group substituted 2-aryl-pyridine, such as 4'-Me, 4'-*t*-Bu, 4'-OCH₃, 4'-Ph and 5'-Me derivatives, had slightly increased yields of **3b**, **3c**, **3d**, **3e** and **3i** for both ILs reaction systems, respectively. Although electron-withdrawing group substituted 2-aryl-pyridine (CF₃ or CN) have a relatively lower conversion of the substrate and lower yield of products, these groups were able to exhibit fine performances. As for halogens (F, Cl, and Br), they were satisfactorily tolerated irrespective of their position (*para*- or *meta*-), and obtained 82% yield of **3f**, 84% yield of **3g**, 86% yield of **3h**, 83% yield of **3j** in [BMIM]NTf₂, and could achieve 81% yield of **3f**, 78% yield of **3g**, 80% yield of **3h**, 79% yield of **3j** in [BMIM]PF₆. Interestingly, **3q** had an excellent yield probably due to the increased conjugation of the naphthalene ring. Different types of olefins were also reacted with **1a**. Similarly, Me, *t*-Bu and halogen-substituted styrene had excellent performances, and NO₂ substituted styrene only had about 60% yield of the mono-olefinated product in both ILs. Surprisingly, ethyl acrylate and unreactive 1-octene even vinylcyclohexane could react with **1a** with ideal selectivity. Moreover, altering the directing group to *N*-methylamide, *N*-methoxylamide and oxime ether could also selectively afford the mono-olefinated products in fine yields.

Finally, *ortho*-substituted 2-phenylpyridine could satisfactorily give the mono-olefinated product. This mono-olefinated strategy demonstrated wide substrate adaptability, good reactivity and high selectivity. Both [BMIM]NTf₂ and [BMIM]PF₆,

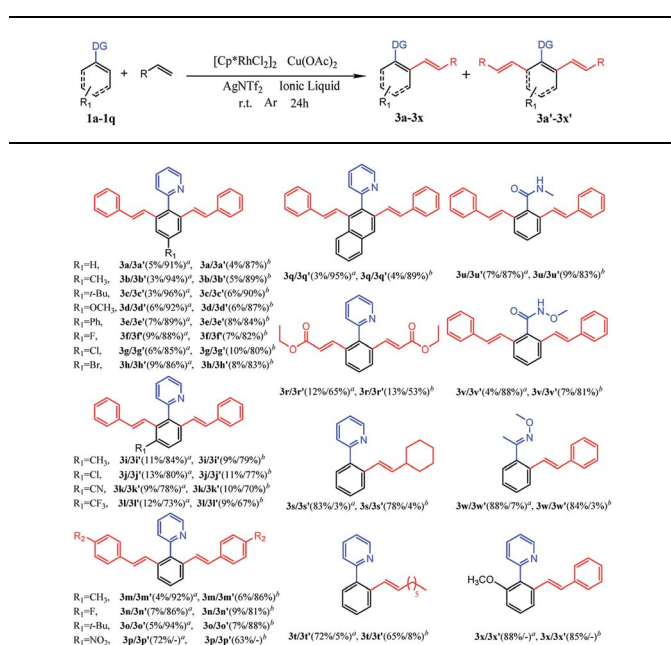
Table 4 Reaction scope of the selective mono-olefination of different arenes^{a,b,c}

Substrate	Yield (%)
3a/3a'	85%/33%
3b/3b'	87%/45%
3c/3c'	90%/35%
3d/3d'	87%/45%
3e/3e'	86%/45%
3f/3f'	82%/45%
3g/3g'	84%/35%
3h/3h'	86%/55%
3i/3i'	79%/35%
3j/3j'	83%/35%
3k/3k'	79%/25%
3l/3l'	73%/25%
3m/3m'	91%/55%
3n/3n'	83%/35%
3o/3o'	85%/35%
3p/3p'	92%/45%
3q/3q'	91%/35%
3r/3r'	69%/35%
3s/3s'	67%/55%
3t/3t'	61%/35%
3u/3u'	82%/45%
3v/3v'	80%/45%
3w/3w'	61%/25%
3x/3x'	61%/35%
3y/3y'	88%/25%
3z/3z'	83%/35%
3aa/3aa'	83%/35%
3ab/3ab'	79%/25%
3ac/3ac'	73%/25%
3ad/3ad'	79%/35%
3ae/3ae'	85%/45%
3af/3af'	81%/35%
3ag/3ag'	84%/35%
3ah/3ah'	86%/35%
3ai/3ai'	82%/45%
3aj/3aj'	81%/35%
3ak/3ak'	84%/35%
3al/3al'	80%/45%
3am/3am'	85%/35%
3an/3an'	86%/45%
3ao/3ao'	82%/45%
3ap/3ap'	81%/35%
3aq/3aq'	91%/35%
3ar/3ar'	69%/35%
3as/3as'	67%/55%
3at/3at'	61%/35%
3au/3au'	82%/45%
3av/3av'	80%/45%
3aw/3aw'	61%/25%
3ax/3ax'	61%/35%
3ay/3ay'	88%/25%
3az/3az'	83%/35%
3ba/3ba'	83%/35%
3bb/3bb'	79%/25%
3bc/3bc'	73%/25%
3bd/3bd'	79%/35%
3be/3be'	85%/45%
3bf/3bf'	81%/35%
3bg/3bg'	84%/35%
3bh/3bh'	86%/35%
3bi/3bi'	82%/45%
3bj/3bj'	81%/35%
3bk/3bk'	84%/35%
3bl/3bl'	80%/45%
3bm/3bm'	85%/35%
3bn/3bn'	86%/45%
3bo/3bo'	82%/45%
3bp/3bp'	81%/35%
3bq/3bq'	91%/35%
3br/3br'	69%/35%
3bs/3bs'	67%/55%
3bt/3bt'	61%/35%
3bu/3bu'	82%/45%
3bv/3bv'	80%/45%
3bw/3bw'	61%/25%
3bx/3bx'	61%/35%
3by/3by'	88%/25%
3bz/3bz'	83%/35%
3ca/3ca'	83%/35%
3cb/3cb'	79%/25%
3cc/3cc'	73%/25%
3cd/3cd'	79%/35%
3ce/3ce'	85%/45%
3cf/3cf'	81%/35%
3cg/3cg'	84%/35%
3ch/3ch'	86%/35%
3ci/3ci'	82%/45%
3cj/3cj'	81%/35%
3ck/3ck'	84%/35%
3cl/3cl'	80%/45%
3cm/3cm'	85%/35%
3cn/3cn'	86%/45%
3co/3co'	82%/45%
3cp/3cp'	81%/35%
3cq/3cq'	91%/35%
3cr/3cr'	69%/35%
3cs/3cs'	67%/55%
3ct/3ct'	61%/35%
3cu/3cu'	82%/45%
3cv/3cv'	80%/45%
3cw/3cw'	61%/25%
3cx/3cx'	61%/35%
3cy/3cy'	88%/25%
3cz/3cz'	83%/35%
3da/3da'	83%/35%
3db/3db'	79%/25%
3dc/3dc'	73%/25%
3dd/3dd'	79%/35%
3de/3de'	85%/45%
3df/3df'	81%/35%
3dg/3dg'	84%/35%
3dh/3dh'	86%/35%
3di/3di'	82%/45%
3dj/3dj'	81%/35%
3dk/3dk'	84%/35%
3dl/3dl'	80%/45%
3dm/3dm'	85%/35%
3dn/3dn'	86%/45%
3do/3do'	82%/45%
3dp/3dp'	81%/35%
3dq/3dq'	91%/35%
3dr/3dr'	69%/35%
3ds/3ds'	67%/55%
3dt/3dt'	61%/35%
3du/3du'	82%/45%
3dv/3dv'	80%/45%
3dw/3dw'	61%/25%
3dx/3dx'	61%/35%
3dy/3dy'	88%/25%
3dz/3dz'	83%/35%

^a The reaction conditions: **1a** (0.25 mmol), **2a** (0.50 mmol), [Ru(*p*-cymene)Cl₂]₂ (0.0125 mmol), Cu(OAc)₂ (0.50 mmol) and AgNTf₂ (0.025 mmol) in [BMIM]NTf₂ (0.8 mL) were stirred under argon at r.t. for 24 h in a sealed tube. ^b The reaction conditions: **1a** (0.25 mmol), **2a** (0.50 mmol), [Ru(*p*-cymene)Cl₂]₂ (0.0125 mmol), Cu(OAc)₂ (0.50 mmol) and AgNTf₂ (0.025 mmol) in [BMIM]PF₆ (0.8 mL) were stirred under argon at r.t. for 24 h in a sealed tube. ^c Isolated yield.

could serve as an excellent reaction medium, and [BMIM]NTf₂ had slightly better performances than [BMIM]PF₆ for all substrates.

Subsequently, we further explored the substrate scope of the selective di-olefination of different arenes *via* C–H activation catalyzed by [Cp*RhCl₂]₂. Both [BMIM]NTf₂ and [BMIM]PF₆ were employed for the substrate scope expansion. As demonstrated in Table 5, most of the substituted 2-aryl-pyridine could selectively give di-olefinated products in high yields at room temperature and had similar electronic effects as above. Exceptionally, the NO₂-substituted substrate only gave mono-olefinated product at this condition, probably because the extremely strong electron-withdrawing effects deactivate the aromatic ring towards the second olefination. Notably, *meta*-substituted 2-aryl-pyridine had a relatively lower yield of di-olefinated products compared to *para*-substituted substrates. It was probably because the steric hindrance of the *meta*-substituted group interferes with the formation of the di-olefinated product. Ethyl acrylate performed well to selectively give a di-olefinated product with good yield. Then, 2-phenylpyridine was subjected to react with unreactive 1-octene and vinylcyclohexane, and mono-olefinated products were predominantly afforded. It was possibly due to the low reactivity of the unconjugated olefins. When applying the naphthalene ring to increase conjugation, **3q** exhibited an ideal yield of di-olefinated

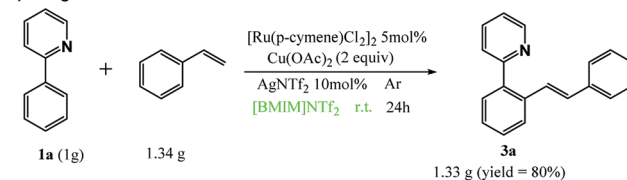
Table 5 Reaction scope of the selective di-olefination of different arenes^{a,b,c}

products. Moreover, changing the directing group to *N*-methylanilide and *N*-methoxylanilide could also selectively afford the di-olefinated products in satisfactory yields. However, less reactive aryl oxime ether only gave mono-olefinated products at this condition. It can be concluded that aryl pyridine and aryl amides have a much higher reactivity than aryl oxime ether towards the second olefination. The *ortho*-substituted 2-phenylpyridine had higher yields of mono-olefinated products compared with the Ru catalytic system. This di-olefination strategy also showed wide substrate adaptability, good reactivity and high selectivity. As a result, the selective mono- and di-olefination of arenes was achieved by controlling the catalyst at room temperature. [BMIM]NTf₂ and [BMIM]PF₆ both served as ideal reaction solvents, and [BMIM]NTf₂ performed slightly better than [BMIM]PF₆ for all substrates.

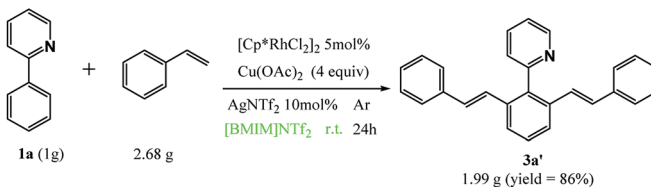
Selective olefination was also realized in organic solvents with high yield of mono- and di-olefinated products. However, high reaction temperatures and environmentally toxic organic solvents were required.^{15a,b} Zhang^{15c} realized high yield of selective olefination in water, but a high temperature of more than 378 K was required for the reaction. Compared with the previous literatures, this study reported comparably high yield of mono- and di-olefinated products with ionic liquids as a green solvent at room temperature.

Recyclability could reduce the cost of noble metal and avoid environmental contamination. Therefore, it is very important to

1) The gram-scale mono-olefination



2) The gram-scale di-olefination

Scheme 2 Gram-scale mono- and di-olefination of **1a**.

investigate the recyclability of these catalytic systems. The reactions of 2-phenylpyridine with styrene were selected as a model for the reusability evaluation. The recyclability performances are shown in Fig. 1. After the completion of the reaction, the mixture was extracted with an equivoluminal amount of diethyl ether 4 times. The upper diethyl ether layers, containing the product were combined and evaporated, and then directly used for purification simply through a preparative thin layer chromatography to get the pure product. The lower layer (reaction system) was further treated by vacuum evaporation to completely remove the miscible diethyl ether. Then, this catalytic system was added with new starting materials and used for the next cycle. It was found that the desired products were obtained in high yields with only a slight drop after 6 cycles for all four different catalytic systems. These results strongly indicate that [BMIM]NTf₂ and [BMIM]PF₆ were indeed excellent recyclable reaction media for the selective mono- and di-olefination.

Next, we investigated the selective mono- and di-olefination in gram-scale with 2-phenylpyridine and styrene as an

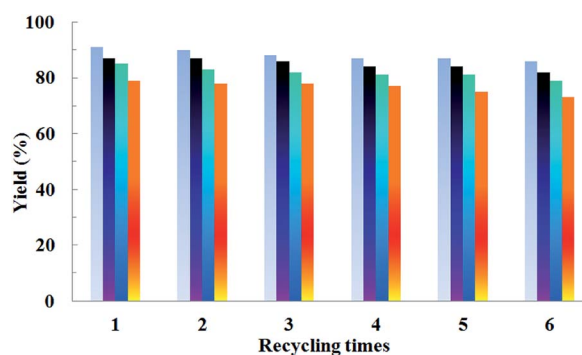
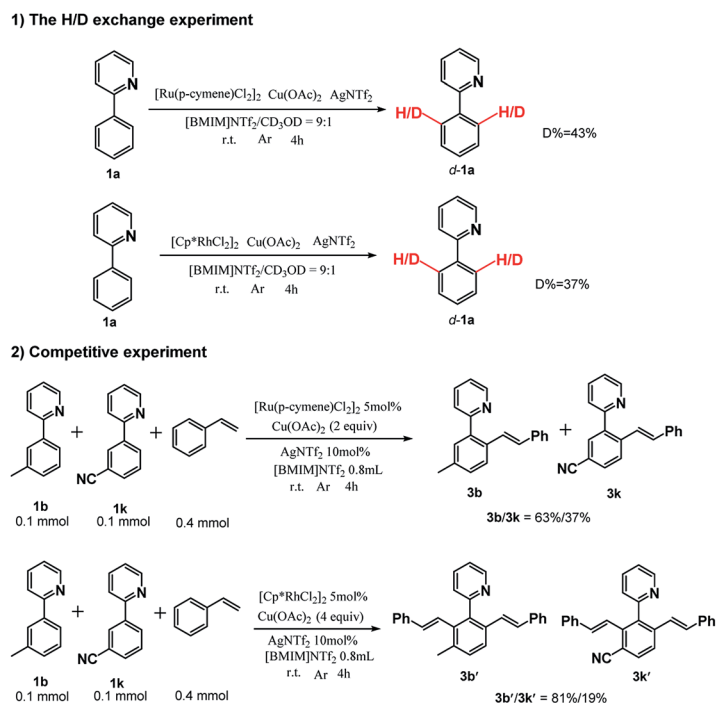


Fig. 1 Recycling performances of the reaction of 2-phenylpyridine with styrene at room temperature: ■ isolated yield of di-olefinated product in the [Cp*RhCl₂]₂/[BMIM]NTf₂ catalytic system; ■ isolated yield of di-olefinated product in the [Cp*RhCl₂]₂/[BMIM]PF₆ catalytic system; ■ isolated yield of mono-olefinated product in the [Ru(p-cymene)Cl₂]₂/[BMIM]NTf₂ catalytic system; ■ isolated yield of mono-olefinated product in the [Ru(p-cymene)Cl₂]₂/[BMIM]PF₆ catalytic system.



Scheme 3 Mechanistic study.

example. Scheme 2 demonstrates that satisfactory yields were obtained at both circumstances. Therefore, this method is economical, green and shows a great potential in industrial production.

To further gain a mechanistic understanding of the reaction, a series of experiments were performed, and the results are demonstrated in Scheme 3. First, the H/D exchange experiments were performed by treating **1a** with CD_3OD in $[\text{BMIM}]\text{NTf}_2$. The ^1H NMR spectra revealed that 43% *ortho* C–H for the $[\text{Ru}(p\text{-cymene})\text{Cl}_2]_2$ system and 37% *ortho* C–H for the

$[\text{Cp}^*\text{RhCl}_2]_2$ system were deuterated after a 4 h reaction, and it suggested that the C–H bond activation was reversible. Furthermore, the intermolecular competition experiments were conducted between **1b** and **1k** for both catalytic systems. The products were separately obtained with isolated yields of **3b/3k** = 63%/37% for the $[\text{Ru}(p\text{-cymene})\text{Cl}_2]_2$ system and **3b'/3k'** = 81%/19% for the $[\text{Cp}^*\text{RhCl}_2]_2$ system. The results reveal that the electron-rich substrate had much higher reactivity over the electron-deficient substrate and is in accordance with previous literatures.

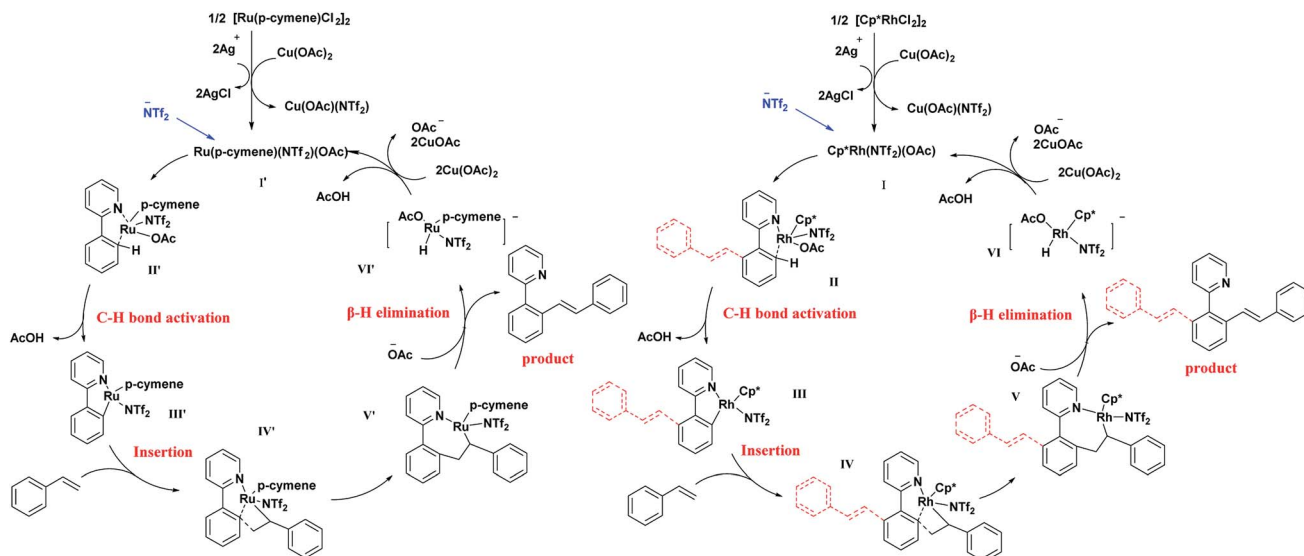


Fig. 2 Possible mechanism.

Based on the above results and some previous related reports,^{13,21} a possible mechanism has been proposed and demonstrated in Fig. 2. First, chloride ions in the catalyst combined with silver ion formed a precipitate. The Rh or Ru catalyst dimer splits into monomers. The active catalytic species I for the Rh system (or I' for Ru system) were formed by exchanging the ligand with Cu(OAc)₂. Then, this active species combined with 2-aryl-pyridine was used to activate the C–H bond through concerted metalation deprotonation to afford the intermediate II or II'. Further, a molecule of acetic acid was eliminated to produce coordinate intermediate III or III', followed by further coordination with styrene to form IV or IV'. After the β-H elimination, mono-olefinated product was produced.

Acetate ion was trapped to form the catalyst intermediate VI or VI'. It was then oxidised by Cu(OAc)₂ and eliminated a molecule of AcOH to afford the original active catalytic species. In the Rh system, the di-olefinated product was generated by another catalytic cycle.

Conclusions

In summary, we reported the transition-metal controlled mono- and di-olefination of arenes *via* the C–H activation in [BMIM]NTf₂ and [BMIM]PF₆ at room temperature. This is the first time to realize selective mono- and di-olefination at room temperature, probably due to the positive effects of ionic liquids. It is an energy-saving route in industrial production without the need of heating equipment. After the detailed screening of catalysts, it was found that the mono- and di-olefinated products can be selectively afforded by ruthenium and rhodium catalytic systems, respectively. The reported reactions demonstrated a broad substrate scope and gave the desired products in excellent yields with satisfactory selectivity even in gram-scale. In particular, the employment of non-volatile and chemically stable ionic liquid was environmental friendly without the use of organic solvents and made the catalytic process much safer without the need of pressure-tight equipment. Furthermore, the recyclability study revealed the consistent high activity of the catalytic systems even after recycling for 6 time. This advantage saves costs significantly and reduces environmental contamination caused by transition metals from an industrial point of view. The mechanistic study revealed that the C–H bond cleavage was probably achieved *via* the concerted metalation–deprotonation. This technique shows a great potential in the industrial production of various valuable unsaturated aromatic compounds.

Experimental

General procedure for the synthesis of mono-olefinated product (taking 3a as an example)

To a 15 mL sealed tube, 2-phenylpyridine **1a** (38.75 mg, 0.25 mmol), styrene **2a** (52 mg, 0.50 mmol), [Ru(*p*-cymene)Cl₂]₂ (7.655 mg, 0.0125 mmol), AgNTf₂ (9.7 mg, 0.025 mmol), Cu(OAc)₂ (91 mg, 0.50 mmol), and [BMIM]NTf₂ (0.8 mL) were added in sequence. The mixture was stirred at room

temperature for 24 h and monitored by TLC. Afterwards, the mixture was extracted with diethyl ether and then the upper phase (diethyl ether) was evaporated *in vacuo*. The residue was further purified *via* preparative thin layer chromatography by silica gel (developing solvent, acetone/petroleum ether = 1 : 10 with several drops of triethylamine), affording the product **3a**.

General procedure for the synthesis of di-olefinated product (taking 3a' as an example)

To a 15 mL sealed tube, 2-phenylpyridine **1a** (38.75 mg, 0.25 mmol), styrene **2a** (104 mg, 1.00 mmol), [Cp*RhCl₂]₂ (7.725 mg, 0.0125 mmol), AgNTf₂ (9.7 mg, 0.025 mmol), Cu(OAc)₂ (182 mg, 1.00 mmol), and [BMIM]NTf₂ (0.8 mL) were added in sequence. The mixture was stirred at room temperature for 24 h and monitored by TLC. Afterwards, the mixture was extracted with diethyl ether and then the upper phase (diethyl ether) was evaporated *in vacuo*. The residue was further purified *via* preparative thin layer chromatography by silica gel (developing solvent, acetone/petroleum ether = 1 : 10 with several drops of triethylamine), affording the product **3a'**.

Abbreviations

[BMIM] NTf ₂	3-Butyl-1-methyl-1 <i>H</i> -imidazolium bis((trifluoromethyl)sulfonyl) amide
[BMIM] PF ₆	1-Butyl-3-methylimidazolium hexafluorophosphate
[BMIM] BF ₄	3-Butyl-1-methyl-1 <i>H</i> -imidazolium tetrafluoroborate
[BMIM] OTf	3-Butyl-1-methyl-1 <i>H</i> -imidazolium trifluoromethanesulfonate

Conflicts of interest

There are no conflicts to declare.

Acknowledgements

This work was supported by the National Natural Science Foundation of China (Grant No. 81803486, 21676170), China Postdoctoral Science Foundation (Grant No. 2018M633385) and Sichuan Science and Technology Program (Grant No. 2019YJ0030).

Notes and references

- (a) S. Zhang, F. Zhang and Y. Tu, *Chem. Soc. Rev.*, 2011, **40**, 1937; (b) J. C. Lewis, P. S. Coelho and F. H. Arnold, *Chem. Soc. Rev.*, 2011, **40**, 2003; (c) J. Wencel-Delord and F. Glorius, *Nat. Chem.*, 2013, **5**, 369.
- (a) B. Li and P. H. Dixneuf, *Chem. Soc. Rev.*, 2013, **42**, 5744; (b) J. Wencel-Delord, T. Droege, F. Liu and F. Glorius, *Chem. Soc. Rev.*, 2011, **40**, 4740; (c) C. S. Yeung and V. M. Dong, *Chem. Rev.*, 2011, **111**, 1215; (d) B. Zhao, Z. Shi and Y. Yuan, *Chem. Rec.*, 2016, **16**, 886.

- 3 (a) G. Chen, W. Gong and Z. Zhuang, *Science*, 2016, **353**, 1023; (b) R. Sang, Y. Zheng, H. Zhang, *et al.*, *Org. Chem. Front.*, 2018, **5**, 648; (c) C. Zhang, Y. Pu, Z. Yu, *et al.*, *Org. Chem. Front.*, 2018, **5**, 1288; (d) H. Zhang, L. Jing, Y. Zheng, *et al.*, *Eur. J. Org. Chem.*, 2018, **2018**, 723.
- 4 L. Iliés, Q. Chen, X. Zeng and E. Nakamura, *J. Am. Chem. Soc.*, 2011, **133**, 5221.
- 5 (a) L. Ackermann, *J. Org. Chem.*, 2014, **79**, 8948; (b) P. Lee, T. Fujita and N. Yoshikai, *J. Am. Chem. Soc.*, 2011, **133**, 17283; (c) K. Gao and N. Yoshikai, *Acc. Chem. Res.*, 2014, **47**, 1208.
- 6 (a) F. Meemken and A. Baiker, *Chem. Rev.*, 2017, **117**, 11522; (b) A. Del Zotto and D. Zuccaccia, *Catal. Sci. Technol.*, 2017, **7**, 3934; (c) R. Ye, A. V. Zhukhovitskiy, C. V. Deraedt, F. D. Toste and G. A. Somorjai, *Acc. Chem. Res.*, 2017, **50**, 1894.
- 7 (a) A. C. Grimsdale, K. Leok Chan, R. E. Martin, P. G. Jokisz and A. B. Holmes, *Chem. Rev.*, 2009, **109**(3), 897; (b) A. Kraft, A. C. Grimsdale and A. B. Holmes, *Angew. Chem., Int. Ed.*, 1998, **37**, 402; (c) S. R. Marder, B. Kippelen, A. K. Jen and N. Peyghambarian, *Nature*, 1997, **388**, 845.
- 8 (a) K. Ueura, T. Satoh and M. Miura, *Org. Lett.*, 2007, **9**, 1407; (b) K. S. Kanyiva, N. Kashihara, Y. Nakao, *et al.*, *Dalton Trans.*, 2010, **39**, 10483; (c) X. G. Li, K. Liu, G. Zou and P. N. Liu, *Eur. J. Org. Chem.*, 2014, **2014**, 7878.
- 9 (a) M. Kim, S. Sharma, N. K. Mishra, S. Han, J. Park, M. Kim, Y. Shin, J. H. Kwak, S. H. Han and I. S. Kim, *Chem. Commun.*, 2014, **50**, 11303; (b) R. Manikandan and M. Jeganmohan, *Org. Biomol. Chem.*, 2016, **14**, 7691; (c) L. Ackermann, L. Wang, R. Wolfram and A. V. Lygin, *Org. Lett.*, 2012, **14**, 728.
- 10 Y. Hashimoto, K. Hirano, T. Satoh, F. Kakiuchi and M. Miura, *Org. Lett.*, 2012, **14**, 2058.
- 11 (a) T. Katagiri, T. Mukai, T. Satoh, K. Hirano and M. Miura, *Chem. Lett.*, 2008, **38**, 118; (b) Y. Shibata, Y. Otake, M. Hirano and K. Tanaka, *Org. Lett.*, 2009, **11**, 689.
- 12 (a) M. Ahlquist, G. Fabrizi, S. Cacchi and P. Norrby, *J. Am. Chem. Soc.*, 2006, **128**, 12785; (b) N. Chernyak and V. Gevorgyan, *J. Am. Chem. Soc.*, 2008, **130**, 5636.
- 13 J. Kim, S. Park, M. Baik and S. Chang, *J. Am. Chem. Soc.*, 2015, **137**, 13448.
- 14 N. Umeda, K. Hirano, T. Satoh and M. Miura, *J. Org. Chem.*, 2009, **74**, 7094.
- 15 (a) T. Patra, R. Watile, S. Agasti, T. Naveen and D. Maiti, *Chem. Commun.*, 2016, **52**, 2027; (b) S. Mochida, K. Hirano, T. Satoh and M. Miura, *J. Org. Chem.*, 2011, **76**, 3024; (c) H. Zhang, Z. Yang, Q. Ma, J. Liu, Y. Zheng, M. Guan and Y. Wu, *Green Chem.*, 2018, **20**, 3140.
- 16 T. Yao and K. Du, *ACS Sustain. Chem. Eng.*, 2019, **7**, 6068.
- 17 (a) C. Kuai, L. Wang, B. Li, Z. Yang and X. Cui, *Org. Lett.*, 2017, **19**, 2102; (b) P. Nareddy, F. Jordan and M. Szostak, *Org. Lett.*, 2017, **20**, 341; (c) C. Tian, L. Massignan, T. H. Meyer and L. Ackermann, *Angew. Chem., Int. Ed.*, 2018, **57**, 2383.
- 18 (a) T. Yao and S. Yao, *J. Chromatogr. A*, 2017, **1481**, 12; (b) T. Yao, S. Yao, C. Pan, X. Dai and H. Song, *Energy Fuels*, 2016, **30**, 4740.
- 19 (a) T. Yao, S. Yao, D. Tang, L. Jing, D. Wang and H. Song, *RSC Adv.*, 2016, **6**, 52898; (b) L. Xie, S. Peng, J. Tan, R. Sun, X. Yu, N. Dai, Z. Tang, X. Xu and W. He, *ACS Sustain. Chem. Eng.*, 2018, **6**, 16976; (c) C. Wu, L. Lu, A. Peng, G. Jia, C. Peng, Z. Cao, Z. Tang, W. He and X. Xu, *Green Chem.*, 2018, **20**, 3683; (d) L. Lu, Z. Wang, W. Xia, P. Cheng, B. Zhang, Z. Cao and W. He, *Chin. Chem. Lett.*, 2019, **30**, 1237; (e) T. Yao, H. Yao, S. Yao, X. Dai and H. Song, *J. Mol. Liq.*, 2018, **263**, 72; (f) T. Yao, X. Huang, H. Zang, H. Song and S. Yao, *J. Mol. Liq.*, 2017, **231**, 411.
- 20 (a) H. M. Savanur, R. G. Kalkhambkar and K. K. Laali, *Appl. Catal., A*, 2017, **543**, 150; (b) R. G. Soengas, V. L. Silva, J. Pinto, H. Rodríguez Solla and A. M. Silva, *Eur. J. Org. Chem.*, 2016, **2016**, 99; (c) F. Wang, S. Tang, H. Ma, L. Wang, X. Li and B. Yin, *Chin. J. Chem.*, 2014, **32**, 1225; (d) S. Lv, Y. Li, T. Yao, X. Yu, C. Zhang, L. Hai and Y. Wu, *Org. Lett.*, 2018, **20**, 4994; (e) W. Zielinski, R. Kukawka, H. Maciejewski and M. Smiglak, *Molecules*, 2016, **21**, 1115; (f) M. Khanmirzaei, S. Ramesh and K. Ramesh, *J. Nanosci. Nanotechnol.*, 2020, **20**, 2423; (g) Q. Wang, T. Zhang and S. Zhang, *Sep. Purif. Technol.*, 2020, **231**, 115923; (h) Y. Fu, H. Yin and A. Wang, *Ind. Eng. Chem. Res.*, 2015, **54**, 6619; (i) A. Wang, Y. Jiang and W. Chen, *J. Ind. Eng. Chem.*, 2012, **18**, 237; (j) L. Shen, X. Zhou, H. Yin, *et al.*, *Braz. J. Chem. Eng.*, 2018, **35**, 659.
- 21 (a) M. Brasse, J. Cámpora, J. A. Ellman and R. G. Bergman, *J. Am. Chem. Soc.*, 2013, **135**, 6427; (b) B. Liu, Y. Fan, Y. Gao, C. Sun, C. Xu and J. Zhu, *J. Am. Chem. Soc.*, 2012, **135**, 468; (c) X. Qi, Y. Li, R. Bai and Y. Lan, *Acc. Chem. Res.*, 2017, **50**, 2799.