



 Cite this: *RSC Adv.*, 2021, 11, 39607

Synthesis of tertiary alkyl fluorides and chlorides by site-selective nucleophilic ring-opening reaction of α -aryl azetidinium salts†

 Eiji Tayama *^a and Kohei Kawai^b

Site-selective nucleophilic ring-opening reactions of 2-arylazetidinium-2-carboxylic acid ester-derived tetraalkyl ammonium salts **2** with tetrabutylammonium halides (Bu₄NX) to give tertiary alkyl halides are successfully demonstrated. For example, a nucleophilic ring-opening reaction of 2-(*o*-tolyl) derivative **2a** with 1.2 equivalents of tetrabutylammonium fluoride (Bu₄NF) in THF at 60 °C preferentially proceeded at a more substituted carbon atom (2-position) compared to a less-substituted carbon atom (4-position) and afforded *tert*-butyl 4-(dimethylamino)-2-fluoro-2-(*o*-tolyl)butanoate **3aa** in 71% yield as the corresponding tertiary alkyl fluoride. This result was applied to synthesize optically active organofluorine compounds starting from commercially available (*R*)-1-phenylethylamine.

Received 29th November 2021

Accepted 3rd December 2021

DOI: 10.1039/d1ra08706a

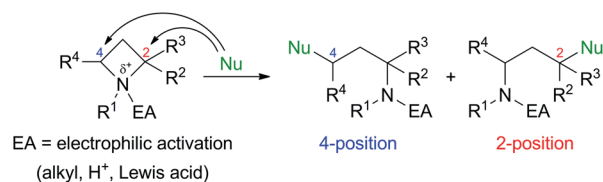
rsc.li/rsc-advances

Introduction

Ring-strained four-membered N-heterocycle azetidines are valuable building blocks in organic synthesis. Although they are chemically stable without any additives, nucleophilic ring-opening reactions proceed to give various types of functionalized nitrogen-containing compounds by electrophilic activation of the nitrogen atom by *N*-quaternization,^{1,2} or addition of Brønsted acid (H⁺)³ or Lewis acids⁴ (Scheme 1).⁵ These transformations are applicable for the synthesis of amino acids, alkaloids, and biologically active drugs.

The initial studies of this ring-opening reaction were mainly performed by Couty's group using tetraalkylazetidinium salts as substrates.¹ One point to consider in this reaction is site-selectivity at the 2- and 4-positions, which reacts with a nucleophile (Nu). In many cases, a less-substituted and/or electron-deficient carbon atom is attacked by a nucleophile because of the S_N2 process. For example, a reaction of a substrate with a nucleophile in Scheme 1 proceeded at the 4-position preferentially to afford the corresponding product. However, some nucleophiles do not act according to this tendency, and the reaction occurs at the 2-position, which is a much-substituted carbon atom. Although these phenomena are currently difficult to explain, the site selectivity at the 2- and 4-positions can be determined based on the properties of nucleophiles,

substituents at the 2- and 4-positions, and reaction conditions.^{1d,g,h} Previously, our group reported that the site-selective nucleophilic ring-opening reaction of α -arylazetidinium-2-carboxylic acid ester-derived tetraalkylammonium salt (*S*)-**2b** prepared from 95% ee of (*S*)-**1b** (Scheme 2, Our previous work).⁶ Cesium acetate (AcOCs) and dimethylamine (Me₂NH) as nucleophiles reacted at the 4-position. In contrast, sodium azide (NaN₃) reacted at the 2-position with inversion of the configuration. This result shows that the S_N2 substitution at the tertiary carbon atom (2-position) proceeded.⁷ With the results, our group started to further investigate the scope of this reaction, since some nucleophiles such as fluoride (F⁻) provide valuable compounds. Furthermore, previous examples of the ring-opening reaction of azetidine derivatives with F⁻ to give organofluorine compounds are rare^{2a,8} compared to the reaction of three-membered N-heterocycle aziridine derivatives.⁹ Herein, we wish to report the site-selective nucleophilic ring-opening reaction of α -aryl azetidinium salts **2** with halides to afford α -aryl- α -halo-carboxylic acid esters **3** (Scheme 2, this work). Further synthetic applications of the resulting products **3**, *e.g.*, asymmetric synthesis of organofluorine compounds, are also demonstrated.

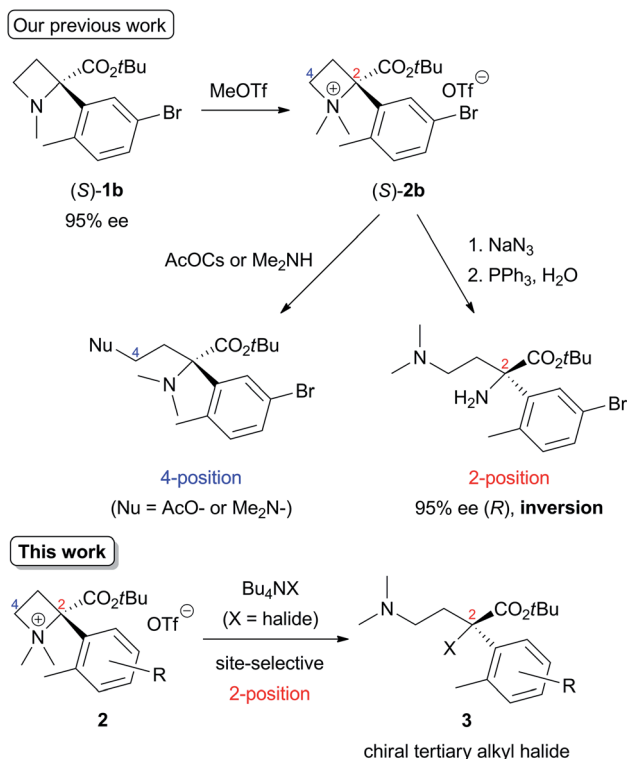


Scheme 1 Nucleophilic ring-opening of azetidine derivatives.

^aDepartment of Chemistry, Faculty of Science, Niigata University, Niigata, 950-2181, Japan. E-mail: tayama@chem.sc.niigata-u.ac.jp

^bGraduate School of Science and Technology, Niigata University, Niigata, 950-2181, Japan

 † Electronic supplementary information (ESI) available: Copies of ¹H, ¹³C, and ¹⁹F NMR spectra of substrates and products, preparation of substrates, and copies of chiral HPLC chromatogram of chiral compounds. See DOI: 10.1039/d1ra08706a

Scheme 2 Nucleophilic ring-opening of α -arylazetidinium-2-carboxylic acid ester-derived tetraalkylammonium salts **2**.

Results and discussion

We started investigating the nucleophilic ring-opening reaction of **2a** with a halide source (Table 1). First, the reaction of **2a** with sodium fluoride (NaF) as an F⁻ source in DMF at room temperature for 2 h was examined to obtain the corresponding organofluorine compounds **3aa** and **4aa**; however, no products were obtained (entry 1). Although a reaction with potassium fluoride (KF) gave the same result (entry 2), the use of cesium fluoride (CsF) afforded **3aa** in 13% yield (entry 3). We expected that tetrabutylammonium fluoride (Bu₄NF) might be more reactive, and its solubility in organic solvents would improve the yields of **3aa** and **4aa**. In addition, Ghorai *et al.* reported the Lewis acid-promoted nucleophilic ring-opening reaction of *N*-tosylazetidines with tetrabutylammonium chloride (Bu₄NCl) and bromide (Bu₄NBr).¹⁰ Thus, we attempted a reaction with a THF solution of Bu₄NF, and the desired **3aa** was obtained in 33% yield with trace amounts of **4aa** (<4% yield) (entry 4). The use of THF as a solvent and other F⁻ sources, such as Bu₄NF·3H₂O, did not show any improvements (entries 5 and 6). We found that the yield of **3aa** could be improved to 71% with minimization of the formation of **4aa** (7% yield) when the reaction was performed at 60 °C (entry 7).

Next, we examined the same reaction with other tetrabutylammonium salts (Bu₄NX) to define the scope of this site-selective ring-opening reaction. Reactions with Bu₄NCl in THF, DMF and CH₂Cl₂ proceeded even at room temperature, and similar yields of **3ab** (69–76% yields) and **4ab** (14–23%

Table 1 Nucleophilic ring-opening of α -aryl azetidinium salt **2a** with various salts

| Entry | MX (equiv.) | Solvent | Temp., time | 3^a (%) | 4^a (%) |
|-------|--------------------------------------------|---------------------------------|-------------|--------------------------|--------------------------|
| 1 | NaF (5) | DMF | rt, 2 h | 0 | 0 |
| 2 | KF (5) | DMF | rt, 2 h | 0 | 0 |
| 3 | CsF (5) | DMF | rt, 2 h | 13 | 0 |
| 4 | Bu ₄ NF in THF (1.2) | DMF | rt, 2 h | 33 | <4 |
| 5 | Bu ₄ NF in THF (1.2) | THF | rt, 2 h | 35 | 2 |
| 6 | Bu ₄ NF·3H ₂ O (1.2) | THF | rt, 2 h | 41 | <3 |
| 7 | Bu ₄ NF in THF (1.2) | THF | 60 °C, 1 h | 71 | 7 |
| 8 | Bu ₄ NCl (1.2) | DMF | rt, 2 h | 74 | 14 |
| 9 | Bu ₄ NCl (1.2) | THF | rt, 2 h | 76 | 23 |
| 10 | Bu ₄ NCl (1.2) | CH ₂ Cl ₂ | rt, 2 h | 69 | 14 |
| 11 | Bu ₄ NCl (1.2) | THF | 0 °C, 2 h | 34 | 10 |
| 12 | Bu ₄ NCl (1.2) | THF | 60 °C, 2 h | 70 | 27 |
| 13 | Bu ₄ NBr (1.2) | THF | rt, 1 h | 61 | 21 |
| 14 | Bu ₄ NI (1.2) | THF | rt, 1 h | 0 | 0 |
| 15 | KCN (5) | DMF | rt, 2 h | 42 | 55 |
| 16 | Bu ₄ NCN (1.2) | THF | rt, 2 h | 38 | 62 |

^a Isolated yield.

yields) were observed (entries 8–10). At 0 °C, the yields of **3ab** (34% yield) and **4ab** (10% yield) decreased (entry 11). When the reaction was performed at 60 °C, the yield of undesired **4ab** was slightly improved (27% yield) (entry 12). The use of Bu₄NBr is also applicable; however, the selectivity between **3ac** (61% yield) and **4ac** (21% yield) was insufficient (entry 13). Additionally, the resulting isolated bromo products **3ac** and **4ac** were unstable because of the self-*N*-quaternization. Therefore, a reaction with tetrabutylammonium iodide (Bu₄NI) did not give **3ad** and **4ad** (entry 14). Finally, we applied this reaction for pseudohalogen salts (MCN) to provide α -cyano derivative **3ae** with an all-carbon quaternary stereocentre (entries 15 and 16). Unfortunately, both reactions with potassium cyanide (KCN) and tetrabutylammonium cyanide (Bu₄NCN) gave similar results to provide **3ae** and **4ae** without selectivities.¹¹

The ring-opening products **3** and **4** in Table 1 were assigned by NMR analyses, and their representative results are shown in Fig. 1. Fluorine derivatives **3aa** and **4aa** were clearly identified by the ¹⁹F NMR analysis. Tertiary alkyl fluoride **3aa** showed a chemical shift of −157 ppm. Primary alkyl fluoride **4aa** showed a chemical shift of −222 ppm. These values are reasonable for the corresponding alkyl fluorides. In contrast, chlorine derivatives **3ab** and **4ab** did not show clear differences in ¹H and ¹³C NMR analyses. Consequently, we assigned these

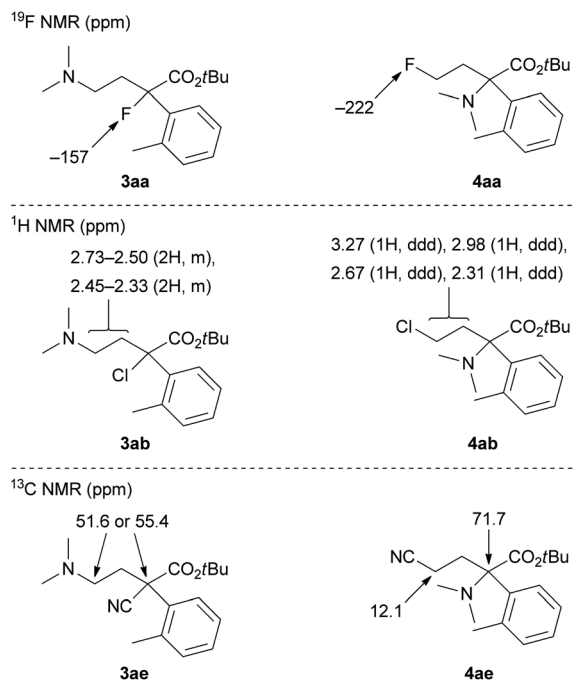


Fig. 1 Representative NMR chemical shifts for product assignments of 3 and 4.

by comparison of ¹H NMR chemical shifts of methylene protons. Primary alkyl chloride **4ab** had low-field chemical shifts due to an electron-withdrawing effect of chloride. One of the two products (**3ab** or **4ab**) with chemical shifts of 3.27 and 2.98 ppm was assigned to **4ab**. Another product was assigned to tertiary alkyl chloride **3ab**, which showed chemical shifts of 2.73–2.33 ppm. Bromine derivatives **3ac** and **4ac** were assigned by analogy to **3ab** and **4ab**. Meanwhile, nitrile derivatives **3ae** and **4ae** could be clearly identified by ¹³C NMR analysis. **4ae** showed a chemical shift of 12.1 ppm, which is a reasonable value as a primary nitrile.^{1d}

To define the scope and limitations of this site-selective ring-opening reaction to produce tertiary alkyl halides **3**, we prepared various azetidinium salts **2b–h** and examined their reactions with Bu₄NF or Bu₄NCl under identical conditions (Table 2). First, we attempted the reactions of 5-substituted aryl derivatives **2a–e** with Bu₄NF and obtained the corresponding organofluorine compounds **3ba–ea** in moderate yields (entries 1–4). The minor products **4** were not isolated (N.D.), although their formations were observed by TLC analysis. The pure products of these organofluorine **4** for spectroscopic characterizations were difficult to isolate because of small amounts (*ca.* 5% yield). Electron-withdrawing substituents on the α -aryl substituent, such as bromo (**2b**) and trifluoromethyl (**2c**), might be desirable to yield **3** (entries 1 and 2, approximately 75%). Reactions of methyl (**2d**) and methoxy (**2e**) derivatives resulted in lower yields of **3** (entries 3 and 4, approximately 60%). Thus, we next examined the reactions of 4-bromo (**2f**) and 4-trifluoromethyl (**2g**) derivatives and obtained **3fa–ga** in approximately 70% yields (entries 5 and 6). However, the reaction of 3-bromo derivative **2h** was resulted in a 58% yield of **3ha** (entry 7).

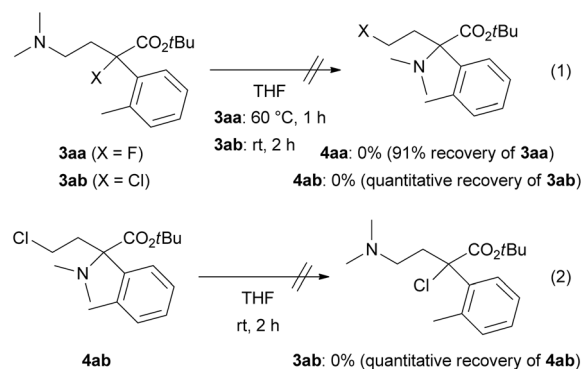
Table 2 Substrate scope of the site-selective ring-opening of **2** with Bu₄NX

| Entry | X | R | 3 ^a (%) | 4 ^{a,b} (%) | |
|-------|----|-------------------|--------------------|----------------------|-------------------|
| 1 | F | 5-Br | 2b | 77 (3ba) | N.D. |
| 2 | F | 5-CF ₃ | 2c | 75 (3ca) | N.D. |
| 3 | F | 5-Me | 2d | 59 (3da) | N.D. |
| 4 | F | 5-OMe | 2e | 61 (3ea) | N.D. |
| 5 | F | 4-Br | 2f | 72 (3fa) | N.D. |
| 6 | F | 4-CF ₃ | 2g | 68 (3ga) | N.D. |
| 7 | F | 3-Br | 2h | 58 (3ha) | N.D. |
| 8 | Cl | 5-Br | 2b | 82 (3bb) | 17 (4bb) |
| 9 | Cl | 5-Me | 2d | 53 (3db) | 19 (4db) |
| 10 | Cl | 4-Br | 2f | 83 (3fb) | 17 (4fb) |
| 11 | Cl | 3-Br | 2h | 65 (3hb) | 33 (4hb) |

^a Isolated yields. ^b N.D. = not determined.

The use of Bu₄NCl for the reactions of **2b**, **2d**, **2f**, and **2h** provided the corresponding organochlorine compounds **3bb–hb** (entries 8–11) with a similar tendency to the reaction with Bu₄NF. In these cases, the minor products **4bb–hb** could be isolated as a pure form to perform their spectroscopic characterizations.

We confirmed the chemical stability of products **3** and **4** (Scheme 3) because a transformation between **3** and **4** might proceed *via* the formation of ammonium salts generated from the alkyl halides and dimethylamino substituents as in the products (self-*N*-quaternization). A THF solution of tertiary alkyl



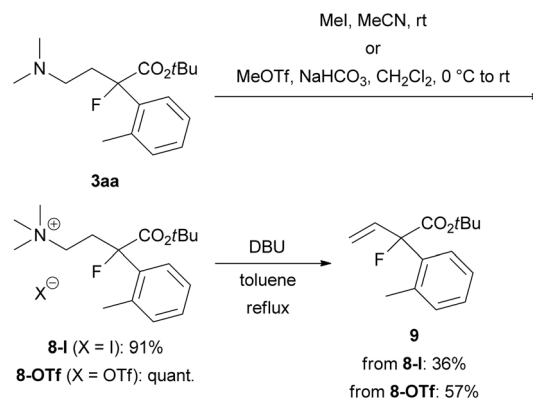
Scheme 3 Chemical stability of ring-opening products **3aa**, **3ab** and **4ab**.

halides **3aa** (X = F) or **3ab** (X = Cl) was subjected to the reaction temperature depicted in Table 1. The removal of THF by evaporation and ^1H NMR analysis of the residue did not show any formation of **4aa** or **4ab**, respectively (eqn (1)). Similarly, a stirring at room temperature of a THF solution of primary alkyl chloride **4ab** did not afford **3ab** (eqn (2)).

The *N,N*-dimethylamino substituent, as in product **3**, is not synthetically valuable because of the impossibility of removing the *N*-methyl substituents. One *N*-methyl substituent could be changed into an *N*-allyl, which would be removable *via* Rh-catalysed isomerization, by *N*-quaternization of **1** with allyl triflate¹² (Scheme 4). For example, azetidinium salt **5** was prepared from **1b** in 70% yield as an 8/2 mixture of diastereomers followed by ring-opening with Bu_4NF to provide *N*-allyl derivative **6** in 82% yield. Rh-catalyzed deallylation of **6** gave secondary amine **7** in 84% yield.

To demonstrate the utility of this ring-opening reaction, we attempted further synthetic transformations of organofluorine product **3aa**. First, Hofmann elimination of **3aa** to produce α -aryl- α -fluoro- α -vinylacetic acid ester **9** was examined (Scheme 5). *N*-Quaternization with iodomethane (MeI) or methyl trifluoromethanesulfonate (MeOTf) gave **8-I** or **8-OTf** in good yields (**8-I**: 91% yield, **8-OTf**: quant.). Treatment of iodide salt **8-I** with 1,8-diazabicyclo[5.4.0]undec-7-ene (DBU) in refluxing toluene for 1 day gave desired **9** in 36% yield. We expected that the iodide ion in the reaction mixture might cause undesirable side reactions such as nucleophilic substitutions, and the reaction resulted in a low yield. Thus, we examined the same reaction using triflate salt **8-OTf**. As expected, the yield of **9** was improved to 57%.

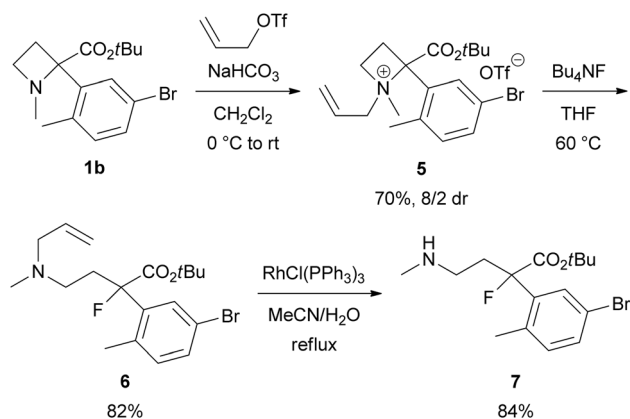
Next, the synthesis of optically active tertiary organofluorine compounds from chiral (*R*)-1-phenylethylamine, which is one of the least expensive chiral sources, was examined (Scheme 6). 93% ee of (*S*)-**1a** was prepared according to our previous work.^{6,13} *N*-Quaternization of (*S*)-**1a** with MeOTf to prepare (*S*)-**2a** (quant.) followed by the ring-opening reaction with Bu_4NF under the conditions in Table 1 afforded (*R*)-**3aa** (68% yield). The ee of the obtained **3aa** was determined after conversion into (*R*)-**11** because of the low sensitivity of **3aa** towards a UV/vis



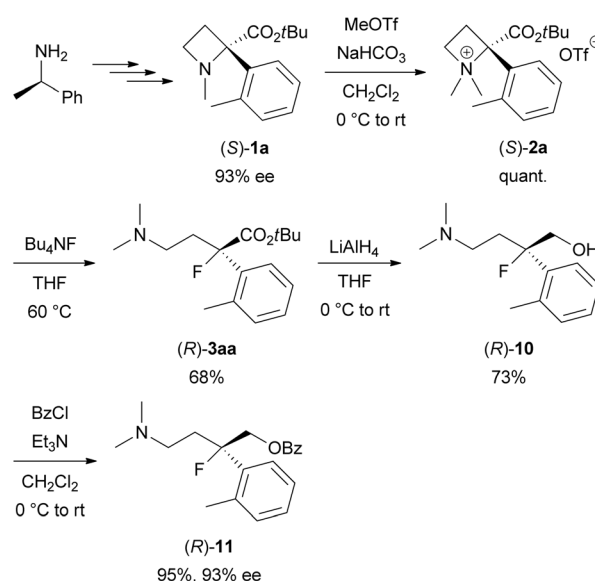
Scheme 5 Synthesis of α -aryl- α -fluoro- α -vinylacetic acid ester **9** from **3aa** by Hofmann elimination.

detector in chiral HPLC analysis. Reduction of (*R*)-**3aa** with LiAlH_4 to amino alcohol (*R*)-**10** (73% yield) followed by *O*-benzoylation gave benzoate (*R*)-**11** (95% yield). The ee of (*R*)-**11** was determined to be 93% ee by the chiral HPLC analysis. No lack of the ee was confirmed during the transformations from (*S*)-**1a** into (*R*)-**11**. This result indicates that the Bu_4NF -promoted ring-opening reaction of (*S*)-**2a** affording (*R*)-**3aa** proceeds by inverting the tertiary carbon configuration ($\text{S}_{\text{N}}2$) in the same manner as the reaction of (*S*)-**2b** with NaN_3 , which was previously reported by our group.⁶ Therefore, the absolute configuration of **3aa** was determined to be (*R*).

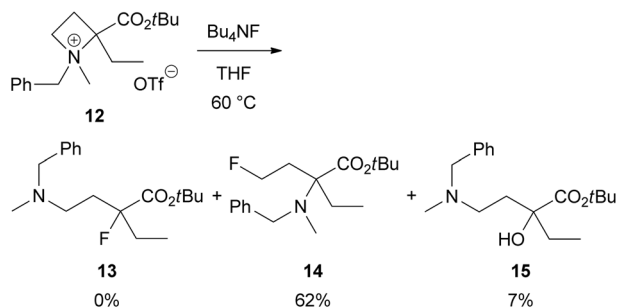
To clarify that the α -aryl substituent as in **2** is necessary for this site-selective ring-opening reaction to produce **3**, we investigated a reaction α -ethyl derivative **12** with Bu_4NF (Scheme 7). As expected, the reaction proceeded at 4-position preferentially to give γ -fluoro product **14** in 62% yield. Identifiable amount of the corresponding α -fluoro product **13** was not



Scheme 4 Synthesis of *N*-allyl derivative **5** and **6** and deallylation into **7**.



Scheme 6 Synthesis of optically active organofluorine compound (*R*)-**3aa** starting from (*R*)-1-phenylethylamine.



Scheme 7 Nucleophilic ring-opening of α -ethyl azetidinium salt **12** with Bu_4NF .

obtained. Instead, α -hydroxy derivative **15**, which might be derived from **13**, was isolated in 7% yield.

Couty's group described in the previous literature^{1d} that the nucleophilic ring-opening of α,α -disubstituted azetidinium ions at the quaternary α -carbon (2-position) is intrinsically favoured. Steric repulsions generated by substituents as in the azetidine ring affect the site-selectivity. The highly nucleophilic azide anion (N_3^-) reacts at 2-position, the less nucleophilic cyanide anion (CN^-) reacts at 2- and 4-positions, and the poor nucleophilic acetate anion (AcO^-) reacts at 4-position. The exact reason of the site-selective ring-opening reaction to produce **3** demonstrated by our group are difficult to explain at present, a size of the nucleophiles might affect the site-selectivity. F^- and Cl^- are small and enable to react at the quaternary α -carbon (2-position) although they are poor nucleophilic anion. Further experimental studies are needed to discuss.

Conclusions

In conclusion, we described that the site-selective nucleophilic ring-opening reaction of 2-arylazetidine-2-carboxylic acid ester-derived ammonium salts **2** with Bu_4NF or Bu_4NCl proceeded at a much-substituted 2-position preferentially over a less-substituted 4-position and produced the corresponding tertiary alkyl fluorides and chlorides **3**. Our result is a rare successful example of the fluoride ion-promoted ring-opening reaction of azetidine derivatives that yields organofluorine compounds. Further synthetic transformations of the product **3** were also successfully demonstrated. Our protocol enables the production of optically active organofluorine compound (*R*)-**3aa** starting from commercially available chiral (*R*)-1-phenylethylamine, which is an inexpensive chiral compound.

Experimental

General

Specific rotations were recorded on a JASCO polarimeter P-1010. Normal phase chiral HPLC analyses were performed using a JASCO HPLC pump (PU-2089) and a UV/vis detector (UV-2075). Infrared spectra (IR) were recorded on a JASCO FT/IR-4600 spectrometer. ^1H , ^{13}C and ^{19}F NMR spectra were measured on a Varian (^1H : 400 MHz, ^{13}C : 101 MHz, ^{19}F : 376 MHz) or a Bruker (^1H : 400 MHz, ^{13}C : 101 MHz) spectrometer. ^{19}F NMR analysis

were performed for representative products. As an internal standard in CDCl_3 , Me_4Si (δ 0 ppm) for ^1H NMR and CDCl_3 (δ 77.00 ppm) for ^{13}C NMR were used. As an internal standard in acetone- d_6 , the residual protons (δ 2.05 ppm) for ^1H NMR and acetone- d_6 (δ 29.92 ppm) for ^{13}C NMR were used. In ^{19}F NMR, hexafluorobenzene (C_6F_6) was used as an internal standard (δ -162.9 ppm). In ^1H and ^{13}C NMR, the splitting patterns are denoted as follows: s, singlet; d, doublet; t, triplet; q, quartet; m, multiplet; and br, broad peak. In ^{19}F NMR, the splitting patterns are not denoted. High-resolution mass spectra (ESI) were measured on a Thermo Fisher Scientific LC/FT-MS spectrometer. Reactions involving air- or moisture-sensitive compounds were conducted in appropriate round-bottomed flasks with a magnetic stirring bar under an argon (Ar) atmosphere. A 1 M tetrabutylammonium fluoride (Bu_4NF) THF solution was purchased from Tokyo Chemical Industry Co., Ltd. (TCI). Anhydrous tetrahydrofuran (THF) was purchased from KANTO Chemical Co., Inc. For the thin layer chromatography (TLC) analysis throughout this work, Silicagel 70 TLC Plate-Wako purchased from FUJIFILM Wako Chemical Corporation was used. The products were purified by column chromatography on silica gel (Wakosil 60, 64–210 μm) purchased from FUJIFILM Wako Chemical Corporation. For strong basic compound such as (*S*)-**10**, NH TLC plates and amino-functionalized silica gel (Chromatorex NH-DM1020) purchased from Fuji Silysia Chemical Ltd. (Japan) were used.

Representative procedure for ring-opening of **2a** with Bu_4NF in THF to afford **3aa** and **4aa** (Table 1, entry 7)

A solution of 2-(*tert*-butoxycarbonyl)-1,1-dimethyl-2-(*o*-tolyl)azetidinium trifluoromethanesulfonate (**2a**) (62.3 mg, 0.146 mmol) in THF (0.55 mL) was stirred at 60 $^\circ\text{C}$ under an Ar atmosphere and treated with a 1 M Bu_4NF THF solution (175 μL , 0.175 mmol). After stirring for 1 h at 60 $^\circ\text{C}$, the resulting mixture was cooled to room temperature and diluted with H_2O . The mixture was extracted with cyclohexane and the combined extracts were washed with H_2O . The organic solution was dried over Na_2SO_4 and concentrated by evaporation. The residue was purified by chromatography on silica gel ($\text{CH}_2\text{Cl}_2/\text{MeOH} = 100/0$ to 10/1 as the eluent, R_f : **3aa** < **4aa**) to obtain *tert*-butyl 4-(dimethylamino)-2-fluoro-2-(*o*-tolyl)butanoate (**3aa**) (30.7 mg, 71% yield) as a colourless oil and *tert*-butyl 2-(dimethylamino)-4-fluoro-2-(*o*-tolyl)butanoate (**4aa**) (3.1 mg, 7% yield) as a colourless oil. **3aa**: IR (ATR) $\nu_{\text{max}}/\text{cm}^{-1}$ 3063, 2976, 2938, 2862, 2818, 2766, 1748, 1731, 1459, 1392, 1368, 1281, 1250, 1148, 1091, 1064, 1042, 988, 965, 939, 844, 749; ^1H NMR (400 MHz, CDCl_3) δ 7.39 (1H, ddd, $J = 7.6, 1.4, 1.4$ Hz, ArH), 7.26–7.12 (3H, m, ArH), 2.68–2.37 (4H, m, CH_2), 2.43 (3H, d, $^5J_{\text{FH}} = 3.6$ Hz, ArCH_3), 2.28 (6H, s, $\text{N}(\text{CH}_3)_2$), 1.42 (9H, s, *t*Bu); $^{13}\text{C}\{^1\text{H}\}$ NMR (101 MHz, CDCl_3) δ 169.2 (d, $^2J_{\text{FC}} = 27$ Hz), 136.8 (d, $^3J_{\text{FC}} = 2$ Hz), 136.1 (d, $^2J_{\text{FC}} = 21$ Hz), 132.1 (d, $J_{\text{FC}} = 1$ Hz), 128.5, 126.1 (d, $^3J_{\text{FC}} = 7$ Hz), 125.6, 96.5 (d, $^1J_{\text{FC}} = 188$ Hz), 82.6, 53.7 (d, $^3J_{\text{FC}} = 5$ Hz), 45.5, 34.7 (d, $^2J_{\text{FC}} = 22$ Hz), 27.7, 20.7 (d, $^4J_{\text{FC}} = 7$ Hz); ^{19}F NMR (376 MHz, CDCl_3) δ -157; HRMS (ESI): calcd for $\text{C}_{17}\text{H}_{27}\text{FNO}_2$ [$\text{M} + \text{H}$] $^+$ 296.2020, found 296.2016. **4aa**: IR (ATR) $\nu_{\text{max}}/\text{cm}^{-1}$ 3061, 2978, 2930, 2874, 2837, 2796, 1713, 1474, 1456, 1392, 1366,

1305, 1289, 1240, 1207, 1153, 1130, 1080, 1049, 1011, 986, 950, 883, 844, 814, 782, 749; ^1H NMR (400 MHz, CDCl_3) δ 7.43–7.37 (1H, m, ArH), 7.18–7.08 (3H, m, ArH), 4.24 (1H, dddd, $^2J_{\text{FH}} = 47.2$ Hz, $J = 9.4, 9.2, 5.4$ Hz, 4H), 4.06 (1H, dddd, $^2J_{\text{FH}} = 46.8$ Hz, $J = 9.6, 9.2, 5.6$ Hz, 4H), 2.66 (1H, dddd, $^3J_{\text{FH}} = 15.3$ Hz, $J = 14.2, 9.6, 5.4$ Hz, 3H), 2.42–2.24 (1H, m, 3H), 2.36 (6H, s, $\text{N}(\text{CH}_3)_2$), 2.35 (3H, s, ArCH_3), 1.54 (9H, s, *t*Bu); $^{13}\text{C}\{^1\text{H}\}$ NMR (101 MHz, CDCl_3) δ 168.5, 137.8, 136.2, 132.2, 128.1, 127.0, 124.9, 81.9, 81.5 (d, $^1J_{\text{FC}} = 161$ Hz), 71.4 (d, $^3J_{\text{FC}} = 11$ Hz), 40.0, 34.5 (d, $^2J_{\text{FC}} = 21$ Hz), 28.5, 21.1; ^{19}F NMR (376 MHz, CDCl_3) δ –222; HRMS (ESI): calcd for $\text{C}_{17}\text{H}_{27}\text{FNO}_2$ [$\text{M} + \text{H}$] $^+$ 296.2020, found 296.2013.

Representative procedure for ring-opening of **2a** with Bu_4NCl in THF to afford **3ab** and **4ab** (Table 1, entry 9)

Bu_4NCl (230 mg, 0.828 mmol) was added to a solution of **2a** (293 mg, 0.689 mmol) in THF (3.6 mL) at room temperature and the mixture was degassed under reduced pressure and filled with an Ar. After stirring for 2 h, the resulting mixture was diluted with H_2O . The mixture was extracted with *n*-hexane/EtOAc = 3/1 mixed solvent and the combined extracts were washed with H_2O . The organic solution was dried over Na_2SO_4 and concentrated by evaporation. The residue was purified by chromatography on silica gel ($\text{CH}_2\text{Cl}_2/\text{MeOH} = 100/0$ to 30/1 as the eluent, R_f : **3ab** < **4ab**) to obtain *tert*-butyl 2-chloro-4-(dimethylamino)-2-(*o*-tolyl)butanoate (**3ab**) (163 mg, 76% yield) as a pale yellow oil and *tert*-butyl 4-chloro-2-(dimethylamino)-2-(*o*-tolyl)butanoate (**4ab**) (49.8 mg, 23% yield) as a colourless oil. **3ab**: IR (ATR) $\nu_{\text{max}}/\text{cm}^{-1}$ 3062, 2976, 2939, 2861, 2818, 2766, 1732, 1458, 1392, 1368, 1254, 1145, 1080, 1028, 967, 934, 898, 843, 752, 722, 694; ^1H NMR (400 MHz, CDCl_3) δ 7.60 (1H, dd, $J = 7.0, 1.8$ Hz, ArH), 7.26–7.13 (3H, m, ArH), 2.73–2.50 (2H, m, CH_2), 2.45–2.33 (2H, m, CH_2), 2.35 (3H, s, ArCH_3), 2.24 (6H, s, $\text{N}(\text{CH}_3)_2$), 1.43 (9H, s, *t*Bu); $^{13}\text{C}\{^1\text{H}\}$ NMR (101 MHz, CDCl_3) δ 169.2, 138.1, 135.9, 132.0, 128.1, 126.2, 125.7, 83.0, 73.7, 55.1, 45.7, 38.0, 27.6, 20.5; HRMS (ESI): calcd for $\text{C}_{17}\text{H}_{27}\text{ClNO}_2$ [$\text{M} + \text{H}$] $^+$ 312.1725, found 312.1715. **4ab**: IR (ATR) $\nu_{\text{max}}/\text{cm}^{-1}$ 3060, 2977, 2931, 2872, 2836, 2795, 1712, 1479, 1454, 1392, 1366, 1336, 1294, 1230, 1151, 1081, 1046, 981, 961, 893, 843, 821, 774, 755, 725; ^1H NMR (400 MHz, CDCl_3) δ 7.41 (1H, d, $J = 6.8$ Hz, ArH), 7.19–7.09 (3H, m, ArH), 3.27 (1H, ddd, $J = 12.0, 10.9, 4.3$ Hz, 4H), 2.98 (1H, ddd, $J = 12.1, 10.9, 5.2$ Hz, 4H), 2.67 (1H, ddd, $J = 13.9, 12.1, 4.3$ Hz, 3H), 2.35 (6H, s, $\text{N}(\text{CH}_3)_2$), 2.33 (3H, s, ArCH_3), 2.31 (1H, ddd, $J = 13.9, 12.0, 5.2$ Hz, 3H), 1.54 (9H, s, *t*Bu); $^{13}\text{C}\{^1\text{H}\}$ NMR (101 MHz, CDCl_3) δ 168.3, 137.4, 136.1, 132.3, 128.3, 127.0, 124.9, 82.0, 72.3, 40.8, 40.0, 37.7, 28.5, 21.1; HRMS (ESI): calcd for $\text{C}_{17}\text{H}_{27}\text{ClNO}_2$ [$\text{M} + \text{H}$] $^+$ 312.1725, found 312.1719.

Ring-opening of **2a** with Bu_4NBr in THF to afford **3ac** and **4ac** (Table 1, entry 13)

The procedure was similar to the synthesis of **3ab** and **4ab**. The reaction was performed at room temperature for 1 h using **2a** (67.2 mg, 0.158 mmol) as a substrate. Purification by chromatography on silica gel ($\text{CH}_2\text{Cl}_2/\text{MeOH} = 100/0$ to 30/1 as the eluent, R_f : **3ac** < **4ac**) gave *tert*-butyl 2-bromo-4-(dimethylamino)-2-(*o*-tolyl)butanoate (**3ac**) (34.1 mg, 61% yield) as a colourless oil

and *tert*-butyl 4-bromo-2-(dimethylamino)-2-(*o*-tolyl)butanoate (**4ac**) (12.1 mg, 21% yield) as a colourless oil. **3ac**: IR (ATR) $\nu_{\text{max}}/\text{cm}^{-1}$ 3062, 2975, 2938, 2860, 2818, 2765, 1726, 1681, 1457, 1392, 1367, 1252, 1144, 1078, 1040, 1028, 965, 889, 843, 791, 751, 721, 689; ^1H NMR (400 MHz, CDCl_3) δ 7.68–7.61 (1H, m, ArH), 7.24–7.10 (3H, m, ArH), 2.72 (1H, ddd, $J = 14.0, 11.0, 4.8$ Hz, CH_2), 2.64 (1H, ddd, $J = 14.0, 10.8, 4.8$ Hz, CH_2), 2.44 (1H, ddd, $J = 12.0, 10.8, 4.8$ Hz, CH_2), 2.38–2.28 (1H, m, CH_2), 2.33 (3H, s, ArCH_3), 2.25 (6H, s, $\text{N}(\text{CH}_3)_2$), 1.45 (9H, s, *t*Bu); $^{13}\text{C}\{^1\text{H}\}$ NMR (101 MHz, CDCl_3) δ 169.3, 138.0, 135.4, 131.9, 128.2, 127.8, 125.8, 83.0, 69.2, 56.2, 45.6, 38.7, 27.5, 20.7; HRMS (ESI): calcd for $\text{C}_{17}\text{H}_{27}\text{BrNO}_2$ [$\text{M} + \text{H}$] $^+$ 356.1220, found 356.1218. **4ac**: IR (ATR) $\nu_{\text{max}}/\text{cm}^{-1}$ 3060, 2977, 2931, 2872, 2835, 2795, 1712, 1476, 1455, 1392, 1367, 1328, 1292, 1249, 1238, 1212, 1151, 1108, 1077, 1045, 1007, 979, 957, 892, 843, 819, 754; ^1H NMR (400 MHz, CDCl_3) δ 7.41 (1H, d, $J = 7.2$ Hz, ArH), 7.19–7.09 (3H, m, ArH), 3.11 (1H, ddd, $J = 12.7, 9.0, 3.6$ Hz, 4H), 2.84 (1H, ddd, $J = 13.1, 9.0, 4.1$ Hz, 4H), 2.75 (1H, ddd, $J = 13.1, 12.8, 3.6$ Hz, 3H), 2.39 (1H, ddd, $J = 12.8, 12.7, 4.1$ Hz, 3H), 2.35 (6H, s, $\text{N}(\text{CH}_3)_2$), 2.33 (3H, s, ArCH_3), 1.54 (9H, s, *t*Bu); $^{13}\text{C}\{^1\text{H}\}$ NMR (101 MHz, CDCl_3) δ 168.2, 137.3, 136.1, 132.3, 128.5, 127.0, 124.9, 82.0, 73.2, 40.0, 38.2, 28.9, 28.4, 21.1; HRMS (ESI): calcd for $\text{C}_{17}\text{H}_{27}\text{BrNO}_2$ [$\text{M} + \text{H}$] $^+$ 356.1220, found 356.1217.

Ring-opening of **2a** with KCN in DMF to afford **3ac** and **4ac** (Table 1, entry 15)

KCN (50.5 mg, 0.775 mmol) was added to a solution of **2a** (67.0 mg, 0.157 mmol) in DMF (0.8 mL) at room temperature. The mixture was degassed under reduced pressure and filled with Ar. After stirring for 2 h under an Ar atmosphere, the resulting mixture was diluted with H_2O and extracted with *n*-hexane/EtOAc = 3/1 mixed solvent. The combined extracts were washed with brine, dried over Na_2SO_4 , and concentrated by evaporation. Purification of the residue by chromatography on silica gel ($\text{CH}_2\text{Cl}_2/\text{MeOH} = 100/0$ to 10/1 as the eluent, R_f : **3ac** < **4ac**) to obtain *tert*-butyl 2-cyano-4-(dimethylamino)-2-(*o*-tolyl)butanoate (**3ac**) (20.1 mg, 42% yield) as pale yellow crystals and *tert*-butyl 4-cyano-2-(dimethylamino)-2-(*o*-tolyl)butanoate (**4ac**) (26.3 mg, 55% yield) as a colourless crystals. **3ac**: mp 29–31 °C; IR (ATR) $\nu_{\text{max}}/\text{cm}^{-1}$ 3065, 2977, 2941, 2863, 2820, 2769, 2240, 1734, 1459, 1393, 1369, 1244, 1147, 1098, 1041, 969, 936, 838, 753, 730; ^1H NMR (400 MHz, CDCl_3) δ 7.40 (1H, dd, $J = 7.8, 1.8$ Hz, ArH), 7.30–7.19 (3H, m, ArH), 2.65–2.50 (3H, m, CH_2), 2.48 (3H, s, ArCH_3), 2.40 (1H, ddd, $J = 11.4, 8.6, 4.4$ Hz, CH_2), 1.47 (9H, s, *t*Bu); $^{13}\text{C}\{^1\text{H}\}$ NMR (101 MHz, CDCl_3) δ 166.7, 136.4, 133.1, 132.3, 128.5, 126.5, 126.4, 118.5, 84.2, 55.4, 51.6, 45.5, 33.9, 27.5, 20.3; HRMS (ESI): calcd for $\text{C}_{18}\text{H}_{27}\text{N}_2\text{O}_2$ [$\text{M} + \text{H}$] $^+$ 303.2067, found 303.2057. **4ac**: mp 31–33 °C; IR (ATR) $\nu_{\text{max}}/\text{cm}^{-1}$ 3061, 2977, 2933, 2875, 2837, 2796, 2246, 1708, 1475, 1455, 1441, 1392, 1367, 1234, 1151, 1083, 1041, 1028, 987, 968, 915, 873, 842, 813, 756; ^1H NMR (400 MHz, CDCl_3) δ 7.42–7.36 (1H, m, ArH), 7.21–7.11 (3H, m, ArH), 2.64–2.53 (1H, m, CH_2), 2.34 (6H, s, $\text{N}(\text{CH}_3)_2$), 2.32 (3H, s, ArCH_3), 2.20–2.07 (2H, m, CH_2), 1.92–1.75 (1H, m, CH_2), 1.54 (9H, s, *t*Bu); $^{13}\text{C}\{^1\text{H}\}$ NMR (101 MHz, CDCl_3) δ 168.0, 136.6, 135.9, 132.5, 128.6, 127.4,

125.0, 120.1, 82.3, 71.7, 40.0, 30.3, 28.4, 21.0, 12.1; HRMS (ESI): calcd for $C_{18}H_{27}N_2O_2 [M + H]^+$ 303.2067, found 303.2058.

***tert*-Butyl 2-(5-bromo-2-methylphenyl)-4-(dimethylamino)-2-fluorobutanoate (3ba) (Table 2, entry 1)**

Obtained from **2b** (76.0 mg, 0.151 mmol) by the same procedure with **3aa**. Purification by chromatography on silica gel ($CH_2Cl_2/MeOH = 30/1$ to $20/1$ as the eluent) gave **3ba** (43.3 mg, 77% yield) as a pale yellow oil. IR (ATR) ν_{max}/cm^{-1} 2976, 2938, 2861, 2818, 2767, 1749, 1731, 1592, 1565, 1481, 1459, 1391, 1368, 1283, 1251, 1218, 1149, 1114, 1092, 1041, 989, 969, 944, 876, 842, 809, 769, 738, 704; 1H NMR (400 MHz, $CDCl_3$) δ 7.53 (1H, dd, $J = 1.8, 1.8$ Hz, ArH), 7.35 (1H, dd, $J = 8.0, 1.8$ Hz, ArH), 7.03 (1H, d, $J = 8.0$ Hz, ArH), 2.73–2.30 (4H, m, CH_2), 2.37 (3H, d, $^5J_{FH} = 3.6$ Hz, Ar CH_3), 2.27 (6H, s, $N(CH_3)_2$), 1.43 (9H, s, *t*Bu); $^{13}C\{^1H\}$ NMR (101 MHz, $CDCl_3$) δ 168.4 (d, $^2J_{FC} = 27$ Hz), 138.3 (d, $^2J_{FC} = 21$ Hz), 135.5 (d, $^3J_{FC} = 2$ Hz), 133.7, 131.4, 129.1 (d, $^3J_{FC} = 9$ Hz), 119.3, 95.8 (d, $^1J_{FC} = 190$ Hz), 83.1, 53.4 (d, $^3J_{FC} = 5$ Hz), 45.4, 34.4 (d, $^2J_{FC} = 22$ Hz), 27.7, 20.2 (d, $^4J_{FC} = 7$ Hz); HRMS (ESI): calcd for $C_{17}H_{26}BrFNO_2 [M + H]^+$ 374.1125, found 374.1124.

***tert*-Butyl 4-(dimethylamino)-2-fluoro-2-(2-methyl-5-(trifluoromethyl)phenyl)butanoate (3ca) (Table 2, entry 2)**

Obtained from **2c** (167 mg, 0.338 mmol) by the same procedure with **3aa**. Purification by chromatography on silica gel ($CH_2Cl_2/MeOH = 30/1$ to $20/1$ as the eluent) gave **3ca** (92.2 mg, 75% yield) as a pale yellow oil. IR (ATR) ν_{max}/cm^{-1} 2979, 2942, 2864, 2821, 2769, 1752, 1732, 1621, 1460, 1393, 1370, 1331, 1286, 1252, 1151, 1120, 1091, 1040, 1006, 990, 976, 948, 896, 842, 829, 771, 748, 721; 1H NMR (400 MHz, $CDCl_3$) δ 7.66 (1H, s, ArH), 7.49 (1H, d, $J = 8.0$ Hz, ArH), 7.29 (1H, d, $J = 8.0$ Hz, ArH), 2.78–2.31 (4H, m, CH_2), 2.49 (3H, d, $^5J_{FH} = 3.2$ Hz, Ar CH_3), 2.28 (6H, s, $N(CH_3)_2$), 1.43 (9H, s, *t*Bu); $^{13}C\{^1H\}$ NMR (101 MHz, $CDCl_3$) δ 168.4 (d, $^2J_{FC} = 27$ Hz), 140.9 (d, $^3J_{FC} = 2$ Hz), 137.2 (d, $^2J_{FC} = 22$ Hz), 132.6, 128.1 (q, $^2J_{FC} = 33$ Hz), 125.3–125.0 (m), 124.1 (q, $^1J_{FC} = 273$ Hz), 123.2 (dq, $^3J_{FC}, ^3J_{FC} = 8, 4$ Hz), 96.0 (d, $^1J_{FC} = 190$ Hz), 83.1, 53.4 (d, $^3J_{FC} = 5$ Hz), 45.4, 34.7 (d, $^2J_{FC} = 22$ Hz), 27.6, 20.7 (d, $^4J_{FC} = 8$ Hz); HRMS (ESI): calcd for $C_{18}H_{26}F_4NO_2 [M + H]^+$ 364.1894, found 364.1876.

***tert*-Butyl 4-(dimethylamino)-2-(2,5-dimethylphenyl)-2-fluorobutanoate (3da) (Table 2, entry 3)**

Obtained from **2d** (105 mg, 0.239 mmol) by the same procedure with **3aa**. Purification by chromatography on silica gel ($CH_2Cl_2/MeOH = 30/1$ to $20/1$ as the eluent) gave **3da** (43.8 mg, 59% yield) as a pale yellow oil. IR (ATR) ν_{max}/cm^{-1} 2976, 2936, 2862, 2818, 2766, 1749, 1731, 1499, 1459, 1392, 1368, 1285, 1250, 1149, 1090, 1040, 990, 952, 844, 811, 771, 748, 707; 1H NMR (400 MHz, $CDCl_3$) δ 7.19 (1H, s, ArH), 7.07–6.99 (2H, m, ArH), 2.67–2.39 (4H, m, CH_2), 2.38 (3H, d, $^5J_{FH} = 4.0$ Hz, Ar CH_3), 2.32 (3H, s, Ar CH_3), 2.29 (6H, s, $N(CH_3)_2$), 1.43 (9H, s, *t*Bu); $^{13}C\{^1H\}$ NMR (101 MHz, $CDCl_3$) δ 169.2 (d, $^2J_{FC} = 26$ Hz), 135.8 (d, $^2J_{FC} = 21$ Hz), 134.9, 133.4 (d, $^3J_{FC} = 2$ Hz), 132.0 (d, $J_{FC} = 2$ Hz), 129.1, 126.8 (d, $^3J_{FC} = 8$ Hz), 96.5 (d, $^1J_{FC} = 187$ Hz), 82.6, 53.6 (d, $^3J_{FC} = 5$ Hz), 45.4, 34.6 (d, $^2J_{FC} = 22$ Hz), 27.7, 21.1, 20.2 (d, $^4J_{FC} = 8$ Hz);

HRMS (ESI): calcd for $C_{18}H_{29}FNO_2 [M + H]^+$ 310.2177, found 310.2163.

***tert*-Butyl 4-(dimethylamino)-2-fluoro-2-(5-methoxy-2-methylphenyl)butanoate (3ea) (Table 2, entry 4)**

Obtained from **2e** (127 mg, 0.279 mmol) by the same procedure with **3aa**. Purification by chromatography on silica gel ($CH_2Cl_2/MeOH = 30/1$ to $20/1$ as the eluent) gave **3ea** (55.4 mg, 61% yield) as a pale yellow oil. IR (ATR) ν_{max}/cm^{-1} 2976, 2938, 2862, 2818, 2766, 1748, 1731, 1612, 1577, 1498, 1459, 1392, 1368, 1290, 1249, 1149, 1090, 1078, 1041, 978, 957, 863, 844, 810, 771, 746, 735, 708; 1H NMR (400 MHz, $CDCl_3$) δ 7.07 (1H, d, $J = 8.4$ Hz, ArH), 6.97 (1H, dd, $J = 2.4, 1.2$ Hz, ArH), 6.77 (1H, dd, $J = 8.4, 2.4$ Hz, ArH), 3.79 (3H, s, OCH_3), 2.64–2.37 (4H, m, CH_2), 2.35 (3H, d, $^5J_{FH} = 3.6$ Hz, Ar CH_3), 2.27 (6H, s, $N(CH_3)_2$), 1.43 (9H, s, *t*Bu); $^{13}C\{^1H\}$ NMR (101 MHz, $CDCl_3$) δ 168.9 (d, $^2J_{FC} = 26$ Hz), 157.4 (d, $^4J_{FC} = 2$ Hz), 137.2 (d, $^2J_{FC} = 21$ Hz), 132.9, 128.3 (d, $^3J_{FC} = 2$ Hz), 113.1 (d, $^5J_{FC} = 2$ Hz), 112.6 (d, $^3J_{FC} = 9$ Hz), 96.3 (d, $^1J_{FC} = 189$ Hz), 82.6, 55.3, 53.6 (d, $^3J_{FC} = 5$ Hz), 45.4, 34.6 (d, $^2J_{FC} = 22$ Hz), 27.7, 19.7 (d, $^4J_{FC} = 7$ Hz); HRMS (ESI): calcd for $C_{18}H_{29}FNO_3 [M + H]^+$ 326.2126, found 326.2115.

***tert*-Butyl 2-(4-bromo-2-methylphenyl)-4-(dimethylamino)-2-fluorobutanoate (3fa) (Table 2, entry 5)**

Obtained from **2f** (318 mg, 0.631 mmol) by the same procedure with **3aa**. Purification by chromatography on silica gel ($CH_2Cl_2/MeOH = 30/1$ to $20/1$ as the eluent) gave **3fa** (170 mg, 72% yield) as a pale yellow oil. IR (ATR) ν_{max}/cm^{-1} 2976, 2938, 2862, 2818, 2766, 1749, 1731, 1590, 1561, 1480, 1459, 1391, 1368, 1275, 1250, 1216, 1148, 1092, 1042, 988, 960, 940, 900, 844, 811, 768, 747, 704; 1H NMR (400 MHz, $CDCl_3$) δ 7.35–7.29 (2H, m, ArH), 7.29–7.23 (1H, m, ArH), 2.66–2.30 (4H, m, CH_2), 2.40 (3H, d, $^5J_{FH} = 3.6$ Hz, Ar CH_3), 2.26 (6H, s, $N(CH_3)_2$), 1.42 (9H, s, *t*Bu); $^{13}C\{^1H\}$ NMR (101 MHz, $CDCl_3$) δ 168.6 (d, $^2J_{FC} = 27$ Hz), 139.0 (d, $^3J_{FC} = 2$ Hz), 135.3 (d, $^2J_{FC} = 21$ Hz), 134.7, 128.6, 127.8 (d, $^3J_{FC} = 8$ Hz), 122.4 (d, $J_{FC} = 2$ Hz), 96.0 (d, $^1J_{FC} = 189$ Hz), 82.8, 53.4 (d, $^3J_{FC} = 5$ Hz), 45.4, 34.6 (d, $^2J_{FC} = 22$ Hz), 27.6, 20.4 (d, $^4J_{FC} = 8$ Hz); HRMS (ESI): calcd for $C_{17}H_{26}BrFNO_2 [M + H]^+$ 374.1125, found 374.1110.

***tert*-Butyl 4-(dimethylamino)-2-fluoro-2-(2-methyl-4-(trifluoromethyl)phenyl)butanoate (3ga) (Table 2, entry 6)**

Obtained from **2g** (74.8 mg, 0.152 mmol) by the same procedure with **3aa**. Purification by chromatography on silica gel ($CH_2Cl_2/MeOH = 30/1$ to $20/1$ as the eluent) gave **3ga** (37.4 mg, 68% yield) as a colourless oil. IR (ATR) ν_{max}/cm^{-1} 2979, 2940, 2864, 2821, 2769, 1750, 1732, 1619, 1460, 1411, 1394, 1370, 1333, 1285, 1252, 1217, 1150, 1122, 1090, 1042, 1008, 990, 965, 944, 890, 840, 814, 774, 741, 711; 1H NMR (400 MHz, $CDCl_3$) δ 7.52 (1H, d, $J = 8.6$ Hz, ArH), 7.46 (1H, d, $J = 8.6$ Hz, ArH), 7.42 (1H, s, ArH), 2.71–2.35 (4H, m, CH_2), 2.49 (3H, d, $^5J_{FH} = 4.0$ Hz, Ar CH_3), 2.28 (6H, s, $N(CH_3)_2$), 1.42 (9H, s, *t*Bu); $^{13}C\{^1H\}$ NMR (101 MHz, $CDCl_3$) δ 168.4 (d, $^2J_{FC} = 26$ Hz), 139.9 (d, $^2J_{FC} = 21$ Hz), 137.6 (d, $^3J_{FC} = 1$ Hz), 130.5 (qd, $^2J_{FC}, ^5J_{FC} = 33, 2$ Hz), 128.8 (q, $^3J_{FC} = 4$ Hz), 126.7 (d, $^3J_{FC} = 9$ Hz), 123.9 (q, $^1J_{FC} = 273$ Hz), 122.5 (q, $^3J_{FC} = 4$ Hz), 96.1 (d, $^1J_{FC} = 189$ Hz), 83.2, 53.4 (d, $^3J_{FC} = 5$ Hz), 45.4,

34.6 (d, $^2J_{\text{FC}} = 22$ Hz), 27.7, 20.8 (d, $^4J_{\text{FC}} = 8$ Hz); HRMS (ESI): calcd for $\text{C}_{18}\text{H}_{26}\text{F}_4\text{NO}_2$ $[\text{M} + \text{H}]^+$ 364.1894, found 364.1882.

***tert*-Butyl 2-(3-bromo-2-methylphenyl)-4-(dimethylamino)-2-fluorobutanoate (3ha) (Table 2, entry 7)**

Obtained from **2h** (155 mg, 0.307 mmol) by the same procedure with **3aa**. Purification by chromatography on silica gel ($\text{CH}_2\text{Cl}_2/\text{MeOH} = 30/1$ to $20/1$ as the eluent) gave **3ha** (66.7 mg, 58% yield) as a pale yellow oil. IR (ATR) $\nu_{\text{max}}/\text{cm}^{-1}$ 2976, 2938, 2861, 2818, 2766, 1748, 1732, 1562, 1459, 1432, 1392, 1368, 1283, 1250, 1148, 1092, 1076, 1033, 1005, 965, 944, 903, 842, 783, 763, 742, 715; ^1H NMR (400 MHz, CDCl_3) δ 7.57 (1H, d, $J = 8.0$ Hz, ArH), 7.38 (1H, d, $J = 8.0$ Hz, ArH), 7.06 (1H, ddq, $J = 8.0, 8.0, 0.5$ Hz, ArH), 2.66–2.34 (4H, m, CH_2), 2.47 (3H, d, $^5J_{\text{FH}} = 2.8$ Hz, ArCH_3), 2.26 (6H, s, $\text{N}(\text{CH}_3)_2$), 1.43 (9H, s, *t*Bu); $^{13}\text{C}\{^1\text{H}\}$ NMR (101 MHz, CDCl_3) δ 169.0 (d, $^2J_{\text{FC}} = 26$ Hz), 138.4 (d, $^2J_{\text{FC}} = 21$ Hz), 136.4, 133.1 (d, $^3J_{\text{FC}} = 2$ Hz), 127.7 (d, $J_{\text{FC}} = 2$ Hz), 126.6, 125.5 (d, $^3J_{\text{FC}} = 8$ Hz), 96.0 (d, $^1J_{\text{FC}} = 190$ Hz), 83.0, 53.5 (d, $^3J_{\text{FC}} = 5$ Hz), 45.5, 34.9 (d, $^2J_{\text{FC}} = 22$ Hz), 27.7, 20.3 (d, $^4J_{\text{FC}} = 7$ Hz); HRMS (ESI): calcd for $\text{C}_{17}\text{H}_{26}\text{BrFNO}_2$ $[\text{M} + \text{H}]^+$ 374.1125, found 374.1120.

***tert*-Butyl 2-(5-bromo-2-methylphenyl)-2-chloro-4-(dimethylamino)butanoate (3bb) and *tert*-butyl 2-(5-bromo-2-methylphenyl)-4-chloro-2-(dimethylamino)butanoate (4bb) (Table 2, entry 8)**

Obtained from **2b** (135 mg, 0.268 mmol) by the same procedure with **3ab** and **4ab**. Purification by chromatography on silica gel ($\text{CH}_2\text{Cl}_2/\text{MeOH} = 100/0$ to $30/1$ as the eluent R_f : **3bb** < **4bb**) gave **3bb** (85.5 mg, 82% yield) as colourless crystals and **4bb** (18.0 mg, 17% yield) as a colourless oil. **3bb**: mp 57–59 °C; IR (ATR) $\nu_{\text{max}}/\text{cm}^{-1}$ 2998, 2975, 2939, 2857, 2813, 2759, 1739, 1593, 1566, 1481, 1459, 1393, 1366, 1288, 1263, 1232, 1179, 1143, 1100, 1080, 1063, 1041, 1029, 920, 875, 849, 811, 796, 768, 755, 722; ^1H NMR (400 MHz, CDCl_3) δ 7.74 (1H, d, $J = 2.0$ Hz, ArH), 7.35 (1H, dd, $J = 8.2, 2.0$ Hz, ArH), 7.03 (1H, d, $J = 8.2$ Hz, ArH), 2.63 (1H, ddd, $J = 13.5, 10.1, 5.6$ Hz, CH_2), 2.52 (1H, ddd, $J = 13.5, 9.6, 5.8$ Hz, CH_2), 2.44–2.31 (2H, m, CH_2), 2.29 (3H, s, ArCH_3), 2.25 (6H, s, $\text{N}(\text{CH}_3)_2$), 1.44 (9H, s, *t*Bu); $^{13}\text{C}\{^1\text{H}\}$ NMR (101 MHz, CDCl_3) δ 168.6, 140.1, 134.8, 133.5, 131.1, 129.5, 119.4, 83.4, 72.8, 54.9, 45.6, 37.8, 27.6, 20.0; HRMS (ESI): calcd for $\text{C}_{17}\text{H}_{26}\text{BrClNO}_2$ $[\text{M} + \text{H}]^+$ 390.0830, found 390.0822. **4bb**: IR (ATR) $\nu_{\text{max}}/\text{cm}^{-1}$ 2977, 2931, 2872, 2837, 2797, 1712, 1589, 1563, 1476, 1455, 1391, 1367, 1336, 1294, 1231, 1151, 1119, 1100, 1082, 1049, 1030, 984, 967, 912, 876, 843, 803, 772, 734; ^1H NMR (400 MHz, CDCl_3) δ 7.61 (1H, d, $J = 2.0$ Hz, ArH), 7.29 (1H, dd, $J = 8.2, 2.0$ Hz, ArH), 7.01 (1H, d, $J = 8.2$ Hz, ArH), 3.33 (1H, ddd, $J = 12.0, 10.8, 4.0$ Hz, CH_2), 2.93 (1H, ddd, $J = 12.2, 10.8, 5.5$ Hz, CH_2), 2.68 (1H, ddd, $J = 14.4, 12.2, 4.0$ Hz, CH_2), 2.34 (6H, s, $\text{N}(\text{CH}_3)_2$), 2.31–2.16 (1H, m, CH_2), 2.25 (3H, s, ArCH_3), 1.53 (9H, s, *t*Bu); $^{13}\text{C}\{^1\text{H}\}$ NMR (101 MHz, CDCl_3) δ 167.3, 139.9, 135.0, 133.9, 131.2, 130.0, 119.1, 82.4, 71.8, 40.3, 40.0, 37.2, 28.4, 20.7; HRMS (ESI): calcd for $\text{C}_{17}\text{H}_{26}\text{BrClNO}_2$ $[\text{M} + \text{H}]^+$ 390.0830, found 390.0826.

***tert*-Butyl 2-chloro-4-(dimethylamino)-2-(2,5-dimethylphenyl)butanoate (3db) and *tert*-butyl 4-chloro-2-(dimethylamino)-2-(2,5-dimethylphenyl)butanoate (4db) (Table 2, entry 9)**

Obtained from **2d** (85.8 mg, 0.195 mmol) by the same procedure with **3ab** and **4ab**. Purification by chromatography on silica gel ($\text{CH}_2\text{Cl}_2/\text{MeOH} = 100/0$ to $30/1$ as the eluent R_f : **3db** < **4db**) gave **3db** (33.9 mg, 53% yield) as colourless crystals and **4db** (12.3 mg, 19% yield) as a colourless oil. **3db**: mp 41–42 °C; IR (ATR) $\nu_{\text{max}}/\text{cm}^{-1}$ 2976, 2938, 2861, 2818, 2765, 1732, 1615, 1497, 1458, 1392, 1367, 1252, 1146, 1080, 1039, 992, 969, 928, 911, 846, 809, 771, 745, 718, 700; ^1H NMR (400 MHz, CDCl_3) δ 7.40 (1H, s, ArH), 7.07–6.99 (2H, m, ArH), 2.71–2.52 (2H, m, CH_2), 2.47–2.35 (2H, m, CH_2), 2.34 (3H, s, ArCH_3), 2.30 (3H, s, ArCH_3), 2.26 (6H, s, $\text{N}(\text{CH}_3)_2$), 1.44 (9H, s, *t*Bu); $^{13}\text{C}\{^1\text{H}\}$ NMR (101 MHz, CDCl_3) δ 169.3, 137.8, 135.0, 132.6, 131.9, 128.8, 127.0, 82.9, 73.8, 55.1, 45.6, 37.9, 27.6, 21.2, 20.0; HRMS (ESI): calcd for $\text{C}_{18}\text{H}_{29}\text{ClNO}_2$ $[\text{M} + \text{H}]^+$ 326.1881, found 326.1873. **4db**: IR (ATR) $\nu_{\text{max}}/\text{cm}^{-1}$ 2977, 2929, 2871, 2836, 2795, 1712, 1613, 1497, 1455, 1392, 1366, 1336, 1297, 1234, 1151, 1081, 1055, 1035, 978, 967, 898, 846, 810, 773, 757, 725; ^1H NMR (400 MHz, CDCl_3) δ 7.17 (1H, br s, ArH), 7.01 (1H, d, $J = 7.7$ Hz, ArH), 6.96 (1H, dd, $J = 7.7, 1.8$ Hz, ArH), 3.22 (1H, ddd, $J = 12.0, 10.8, 4.5$ Hz, CH_2), 3.03 (1H, ddd, $J = 12.4, 10.8, 5.1$ Hz, CH_2), 2.63 (1H, ddd, $J = 13.8, 12.4, 4.5$ Hz, CH_2), 2.37–2.27 (1H, m, CH_2), 2.35 (6H, s, $\text{N}(\text{CH}_3)_2$), 2.294 (3H, s, ArCH_3), 2.288 (3H, s, ArCH_3), 1.54 (9H, s, *t*Bu); $^{13}\text{C}\{^1\text{H}\}$ NMR (101 MHz, CDCl_3) δ 168.7, 137.1, 134.2, 132.9, 132.2, 129.0, 127.7, 81.9, 72.5, 41.0, 40.0, 37.9, 28.5, 21.2, 20.6; HRMS (ESI): calcd for $\text{C}_{18}\text{H}_{29}\text{ClNO}_2$ $[\text{M} + \text{H}]^+$ 326.1881, found 326.1874.

***tert*-Butyl 2-(4-bromo-2-methylphenyl)-2-chloro-4-(dimethylamino)butanoate (3fb) and *tert*-butyl 2-(4-bromo-2-methylphenyl)-4-chloro-2-(dimethylamino)butanoate (4fb) (Table 2, entry 10)**

Obtained from **2f** (95.6 mg, 0.190 mmol) by the same procedure with **3ab** and **4ab**. Purification by chromatography on silica gel ($\text{CH}_2\text{Cl}_2/\text{MeOH} = 100/0$ to $30/1$ as the eluent R_f : **3fb** < **4fb**) gave **3fb** (61.4 mg, 83% yield) as a pale yellow oil and **4fb** (12.9 mg, 17% yield) as colourless crystals. **3fb**: IR (ATR) $\nu_{\text{max}}/\text{cm}^{-1}$ 2975, 2939, 2861, 2818, 2766, 1734, 1589, 1560, 1458, 1391, 1368, 1252, 1145, 1079, 1029, 967, 934, 899, 871, 843, 803, 770, 739, 722, 699; ^1H NMR (400 MHz, CDCl_3) δ 7.47 (1H, dd, $J = 7.8, 1.0$ Hz, ArH), 7.35–7.30 (2H, m, ArH), 2.63 (1H, ddd, $J = 13.6, 10.1, 5.7$ Hz, CH_2), 2.52 (1H, ddd, $J = 13.6, 9.3, 5.9$ Hz, CH_2), 2.43–2.31 (2H, m, CH_2), 2.33 (3H, s, ArCH_3), 2.24 (6H, s, $\text{N}(\text{CH}_3)_2$), 1.43 (9H, s, *t*Bu); $^{13}\text{C}\{^1\text{H}\}$ NMR (101 MHz, CDCl_3) δ 168.7, 138.2, 137.3, 134.6, 128.7, 128.0, 122.1, 83.3, 73.1, 54.9, 45.6, 37.8, 27.5, 20.3; HRMS (ESI): calcd for $\text{C}_{17}\text{H}_{26}\text{BrClNO}_2$ $[\text{M} + \text{H}]^+$ 390.0830, found 390.0820. **4fb**: mp 132–134 °C; IR (ATR) $\nu_{\text{max}}/\text{cm}^{-1}$ 3001, 2974, 2943, 2927, 2869, 2850, 2839, 2800, 1714, 1587, 1560, 1473, 1453, 1389, 1367, 1338, 1300, 1261, 1229, 1177, 1152, 1083, 1049, 1027, 984, 961, 871, 831, 814, 771, 756, 739, 724; ^1H NMR (400 MHz, CDCl_3) δ 7.36–7.23 (3H, m, ArH), 3.29 (1H, ddd, $J = 12.3, 10.8, 4.3$ Hz, CH_2), 2.93 (1H, ddd, $J = 12.1, 10.8, 5.3$ Hz, CH_2), 2.67 (1H, ddd, $J = 14.3, 12.1, 4.3$ Hz, CH_2), 2.33 (6H, s, $\text{N}(\text{CH}_3)_2$), 2.29 (3H, s, ArCH_3), 2.24 (1H, ddd, $J = 14.3, 12.3, 5.3$ Hz, CH_2), 1.53 (9H, s, *t*Bu); $^{13}\text{C}\{^1\text{H}\}$ NMR (101

MHz, CDCl₃) δ 167.6, 138.4, 136.8, 134.9, 130.2, 128.0, 120.9, 82.4, 71.9, 40.3, 40.0, 37.3, 28.4, 20.9; HRMS (ESI): calcd for C₁₇H₂₆BrClNO₂ [M + H]⁺ 390.0830, found 390.0824.

tert-Butyl 2-(3-bromo-2-methylphenyl)-2-chloro-4-(dimethylamino)butanoate (3hb) and tert-butyl 2-(3-bromo-2-methylphenyl)-4-chloro-2-(dimethylamino)butanoate (4hb) (Table 2, entry 11)

Obtained from **2h** (149 mg, 0.295 mmol) by the same procedure with **3ab** and **4ab**. Purification by chromatography on silica gel (CH₂Cl₂/MeOH = 100/0 to 30/1 as the eluent R_f: **3hb** < **4hb**) gave **3hb** (74.7 mg, 65% yield) as colourless crystals and **4hb** (37.5 mg, 33% yield) as a colourless oil. **3hb**: mp 45–47 °C; IR (ATR) $\nu_{\max}/\text{cm}^{-1}$ 2976, 2940, 2861, 2818, 2766, 1733, 1561, 1459, 1429, 1392, 1368, 1304, 1251, 1146, 1078, 1031, 997, 967, 939, 912, 841, 783, 765, 742, 714; ¹H NMR (400 MHz, CDCl₃) δ 7.59 (1H, dd, *J* = 8.1, 1.0 Hz, ArH), 7.55 (1H, dd, *J* = 8.0, 1.0 Hz, ArH), 7.07 (1H, dd, *J* = 8.1, 8.0 Hz, ArH), 2.66 (1H, ddd, *J* = 13.4, 11.1, 4.8 Hz, CH₂), 2.52 (1H, ddd, *J* = 13.4, 10.4, 4.8 Hz, CH₂), 2.41 (1H, ddd, *J* = 12.0, 10.4, 4.8 Hz, CH₂), 2.38 (3H, s, ArCH₃), 2.34 (1H, ddd, *J* = 12.0, 11.1, 4.8 Hz, CH₂), 2.24 (6H, s, N(CH₃)₂), 1.44 (9H, s, *t*Bu); ¹³C{¹H} NMR (101 MHz, CDCl₃) δ 169.1, 140.1, 135.6, 132.7, 127.5, 126.6, 125.7, 83.4, 73.5, 54.9, 45.6, 38.3, 27.5, 21.1; HRMS (ESI): calcd for C₁₇H₂₆BrClNO₂ [M + H]⁺ 390.0830, found 390.0823. **4hb**: IR (ATR) $\nu_{\max}/\text{cm}^{-1}$ 2976, 2930, 2872, 2837, 2797, 1713, 1560, 1455, 1428, 1392, 1366, 1336, 1295, 1233, 1151, 1098, 1081, 1048, 986, 962, 875, 842, 821, 789, 736, 719; ¹H NMR (400 MHz, CDCl₃) δ 7.50 (1H, dd, *J* = 7.9, 1.0 Hz, ArH), 7.46 (1H, br d, *J* = 8.0 Hz, ArH), 7.01 (1H, ddd, *J* = 8.0, 7.9, 0.4 Hz, ArH), 3.33 (1H, ddd, *J* = 11.6, 10.8, 3.7 Hz, CH₂), 2.92 (1H, ddd, *J* = 12.1, 10.8, 5.2 Hz, CH₂), 2.71 (1H, ddd, *J* = 14.2, 12.1, 3.7 Hz, CH₂), 2.40–2.15 (1H, m, CH₂), 2.35 (3H, s, ArCH₃), 2.33 (6H, s, N(CH₃)₂), 1.53 (9H, s, *t*Bu); ¹³C{¹H} NMR (101 MHz, CDCl₃) δ 167.4, 139.8, 135.6, 131.7, 127.8, 127.6, 126.0, 82.4, 72.4, 40.3, 40.1, 37.5, 28.4, 21.8; HRMS (ESI): calcd for C₁₇H₂₆BrClNO₂ [M + H]⁺ 390.0830, found 390.0826.

1-Allyl-2-(5-bromo-2-methylphenyl)-2-(tert-butoxycarbonyl)-1-methylazetidinium trifluoromethanesulfonate (5)

A solution of allyl alcohol (50 μ L, 0.74 mmol) and pyridine (55 μ L, 0.68 mmol) in CCl₄ (1.7 mL) was treated with trifluoromethanesulfonic anhydride (0.11 mL, 0.65 mmol) at 0 °C. The mixture was stirred for 20 min at the same temperature to precipitate a pale-brown solid. The generated allyl triflate in CCl₄ (ref. 12) was added by decantation to a mixture of **1b**⁶ (156 mg, 0.458 mmol) and NaHCO₃ (122 mg, 1.45 mmol) in CH₂Cl₂ (2.3 mL) at 0 °C. After stirring for 1 h at room temperature, the resulting mixture was purified by chromatography on silica gel (CH₂Cl₂/MeOH = 20/1 to 10/1 as the eluent) to obtain **5** (170 mg, 70% yield, 8/2 mixture of diastereomers) as a colourless gum. IR (ATR) $\nu_{\max}/\text{cm}^{-1}$ 2980, 2936, 1731, 1484, 1459, 1427, 1397, 1372, 1252, 1223, 1149, 1139, 1029, 952, 911, 831, 808, 790, 755, 728; ¹H NMR (400 MHz, acetone-*d*₆) δ 7.81 (0.8H, d, *J* = 2.0 Hz, ArH), 7.76 (0.2H, br, ArH), 7.70–7.61 (0.2H, m, ArH), 7.65 (0.8H, dd, *J* = 8.2, 2.0 Hz, ArH), 7.36 (1H, d, *J* = 8.2 Hz, ArH), 6.19 (0.2H, ddt, *J* = 17.0, 9.6, 7.2 Hz, CH₂CH=CH₂), 6.05

(0.8H, ddt, *J* = 17.1, 10.1, 7.2 Hz, CH₂CH=CH₂), 5.86 (0.2H, ddt, *J* = 17.0, 1.2, 1.2 Hz, CH₂CH=CH₂), 5.76–5.70 (0.2H, m, CH₂CH=CH₂), 5.74 (0.8H, ddt, *J* = 17.1, 1.4, 1.2 Hz, CH₂CH=CH₂), 5.65 (0.8H, ddt, *J* = 10.1, 1.4, 0.8 Hz, CH₂CH=CH₂), 4.90 (0.2H, ddd, *J* = 9.6, 9.6, 9.6 Hz, 4H), 4.61 (0.8H, dddd, *J* = 10.6, 10.6, 9.2, 1.6 Hz, 4H), 4.48–4.32 (0.2H, br, CH₂), 4.38 (0.8H, ddd, *J* = 10.3, 9.2, 3.2 Hz, 4H), 4.24–4.09 (1.8H, m, CH₂), 4.09–4.00 (0.2H, br m, CH₂), 3.82–3.66 (0.4H, br m, CH₂), 3.71 (3H, s, NCH₃), 3.24–3.04 (1.6H, br m, CH₂), 2.42 (2.4H, s, ArCH₃), 2.41 (0.6H, s, ArCH₃), 1.473 (1.8H, s, *t*Bu), 1.466 (7.2H, s, *t*Bu); ¹³C{¹H} NMR (101 MHz, acetone-*d*₆) δ 167.2, 137.8, 137.4 (minor), 135.2, 134.5, 133.2, 133.0, 129.8, 128.9 (minor), 126.3 (minor), 125.9, 122.7 (q, *J* = 324 Hz), 120.6, 87.8, 87.7 (minor), 87.5, 64.0, 59.3, 48.2 (minor), 47.9, 27.8, 27.64 (minor), 27.63, 21.1; HRMS (ESI): calcd for C₁₉H₂₇BrNO₂ [M + H]⁺ 380.1220, found 380.1207.

tert-Butyl 4-(allyl(methyl)amino)-2-(5-bromo-2-methylphenyl)-2-fluorobutanoate (6)

Performed by the same procedure with **3aa** using **5** (97.5 mg, 0.184 mmol) as a substrate. Purification by chromatography on silica gel (CH₂Cl₂/MeOH = 30/1 to 20/1 as the eluent) gave **6** (60.1 mg, 82% yield) as a pale yellow oil. IR (ATR) $\nu_{\max}/\text{cm}^{-1}$ 3076, 2977, 2934, 2874, 2846, 2780, 1749, 1731, 1644, 1592, 1564, 1481, 1456, 1392, 1368, 1282, 1251, 1142, 1054, 1033, 995, 920, 875, 841, 810, 771, 748, 705; ¹H NMR (400 MHz, CDCl₃) δ 7.54 (1H, dd, *J* = 1.9, 1.9 Hz, ArH), 7.34 (1H, dd, *J* = 8.1, 1.9 Hz, ArH), 7.03 (1H, d, *J* = 8.1 Hz, ArH), 5.86 (1H, ddt, *J* = 17.2, 10.0, 6.6 Hz, CH₂CH=CH₂), 5.22–5.12 (2H, m, CH₂CH=CH₂), 3.04 (2H, ddd, *J* = 6.6, 1.1, 1.1 Hz, CH₂CH=CH₂), 2.66–2.44 (3H, m, CH₂), 2.44–2.28 (1H, m, CH₂), 2.36 (3H, d, ⁵*J*_{FH} = 3.6 Hz, ArCH₃), 2.27 (3H, s, NCH₃), 1.43 (9H, s, *t*Bu); ¹³C{¹H} NMR (101 MHz, CDCl₃) δ 168.5 (d, ²*J*_{FC} = 27 Hz), 138.3 (d, ²*J*_{FC} = 22 Hz), 135.6 (d, ³*J*_{FC} = 2 Hz), 135.2, 133.6, 131.4 (d, *J*_{FC} = 2 Hz), 129.2 (d, ³*J*_{FC} = 8 Hz), 119.3, 117.9, 95.8 (d, ¹*J*_{FC} = 190 Hz), 83.0, 61.0, 50.8 (d, ³*J*_{FC} = 5 Hz), 42.1, 34.2 (d, ²*J*_{FC} = 22 Hz), 27.7, 20.2 (d, ⁴*J*_{FC} = 8 Hz); HRMS (ESI): calcd for C₁₉H₂₈BrFNO₂ [M + H]⁺ 400.1282, found 400.1273.

tert-Butyl 2-(5-bromo-2-methylphenyl)-2-fluoro-4-(methylamino)butanoate (7)

A mixture of **6** (103 mg, 0.257 mmol) and RhCl(PPh₃)₃ (5 mg, 0.005 mmol) in MeCN (2.2 mL) and H₂O (0.4 mL) was refluxed for 3 h under an Ar atmosphere. The resulting mixture was cooled to room temperature and treated with saturated aqueous NaHCO₃. The mixture was extracted with EtOAc and the combined extracts were washed with brine. The organic solution was dried over Na₂SO₄ and concentrated by evaporation. Purification of the residue by chromatography on silica gel (CH₂Cl₂/MeOH = 15/1 to 5/1 as the eluent) gave **7** (77.7 mg, 84% yield) as pale yellow crystals, mp 38–42 °C. IR (ATR) $\nu_{\max}/\text{cm}^{-1}$ 3040, 2981, 2942, 2887, 1733, 1499, 1461, 1425, 1397, 1372, 1357, 1327, 1254, 1223, 1141, 1078, 1029, 958, 930, 877, 837, 802, 768, 754, 736, 706; ¹H NMR (400 MHz, CDCl₃) δ 7.53 (1H, dd, *J* = 1.9, 1.9 Hz, ArH), 7.35 (1H, dd, *J* = 8.1, 1.9 Hz, ArH), 7.04 (1H, d, *J* = 8.1 Hz, ArH), 2.78 (1H, ddd, *J* = 12.0, 9.2, 5.8 Hz, CH₂), 2.72 (1H, ddd, *J* = 12.0, 9.2, 5.8 Hz, CH₂), 2.64–2.33 (2H,

m, CH₂), 2.45 (3H, s, NCH₃), 2.36 (3H, d, ⁵J_{FH} = 3.6 Hz, ArCH₃), 1.59 (1H, br, NH), 1.44 (9H, s, *t*Bu); ¹³C{¹H} NMR (101 MHz, CDCl₃) δ 168.6 (d, ²J_{FC} = 27 Hz), 138.3 (d, ²J_{FC} = 21 Hz), 135.5 (d, ³J_{FC} = 2 Hz), 133.7, 131.4 (d, ¹J_{FC} = 2 Hz), 129.1 (d, ³J_{FC} = 9 Hz), 119.3, 96.2 (d, ¹J_{FC} = 189 Hz), 83.2, 46.2 (d, ³J_{FC} = 5 Hz), 36.43 (d, ²J_{FC} = 22 Hz), 36.36, 27.7, 20.2 (d, ⁴J_{FC} = 7 Hz); HRMS (ESI): calcd for C₁₆H₂₄BrFNO₂ [M + H]⁺ 360.0969, found 360.0964.

4-(*tert*-Butoxy)-3-fluoro-*N,N,N*-trimethyl-4-oxo-3-(*o*-tolyl)butan-1-aminium iodide (8-I)

A mixture of **3aa** (67.0 mg, 0.227 mmol) and MeI (21 μL, 0.34 mmol) in MeCN (1.1 mL) was stirred for 2 h at room temperature. The resulting mixture was concentrated by evaporation and the residue was purified by chromatography on silica gel (CH₂Cl₂/MeOH = 20/1 to 10/1 as the eluent) to obtain **8-I** (90.3 mg, 91% yield) as a yellow solid, mp 162–164 °C. IR (ATR) $\nu_{\max}/\text{cm}^{-1}$ 3002, 2978, 2932, 1738, 1484, 1455, 1418, 1394, 1368, 1335, 1294, 1259, 1243, 1215, 1145, 1089, 1062, 1009, 992, 975, 934, 912, 838, 777, 748; ¹H NMR (400 MHz, CDCl₃) δ 7.51–7.44 (1H, m, ArH), 7.32–7.23 (2H, m, ArH), 7.22–7.15 (1H, m, ArH), 3.70 (1H, ddd, *J* = 13.1, 8.7, 7.3 Hz, CH₂), 3.60–3.40 (1H, m, CH₂), 3.52 (9H, s, N(CH₃)₃), 2.93–2.76 (2H, m, CH₂), 2.41 (3H, d, ⁵J_{FH} = 3.6 Hz, ArCH₃), 1.43 (9H, s, *t*Bu); ¹³C{¹H} NMR (101 MHz, CDCl₃) δ 167.7 (d, ²J_{FC} = 25 Hz), 135.7 (d, ³J_{FC} = 2 Hz), 133.8 (d, ²J_{FC} = 21 Hz), 132.5, 129.2 (d, ¹J_{FC} = 2 Hz), 126.4 (d, ¹J_{FC} = 2 Hz), 126.1 (d, ³J_{FC} = 9 Hz), 96.1 (d, ¹J_{FC} = 190 Hz), 84.4, 62.7–62.4 (m), 54.0, 30.3 (d, ²J_{FC} = 22 Hz), 27.8, 20.7 (d, ⁴J_{FC} = 7 Hz); ¹⁹F NMR (376 MHz, CDCl₃) δ –157; HRMS (ESI): calcd for C₁₈H₂₉FNO₂ [M – I]⁺ 310.2177, found 310.2166.

4-(*tert*-Butoxy)-3-fluoro-*N,N,N*-trimethyl-4-oxo-3-(*o*-tolyl)butan-1-aminium trifluoromethanesulfonate (8-OTf)

A mixture of **3aa** (91.3 mg, 0.309 mmol) and NaHCO₃ (82 mg, 0.98 mmol) in CH₂Cl₂ (1.5 mL) was treated with methyl trifluoromethanesulfonate (52 μL, 0.46 mmol) at 0 °C and stirred for 2 h at room temperature. The resulting mixture was purified by chromatography on silica gel (CH₂Cl₂/MeOH = 20/1 to 10/1 as the eluent) to obtain **8-OTf** (143 mg, quant.) as a white solid, mp 140–142 °C. IR (ATR) $\nu_{\max}/\text{cm}^{-1}$ 3039, 2979, 2936, 1760, 1733, 1484, 1459, 1420, 1395, 1371, 1257, 1227, 1155, 1084, 1030, 1008, 976, 933, 910, 841, 793, 746; ¹H NMR (400 MHz, CDCl₃) δ 7.42–7.35 (1H, m, ArH), 7.30–7.21 (2H, m, ArH), 7.21–7.13 (1H, m, ArH), 3.55–3.43 (1H, m, CH₂), 3.41–3.27 (1H, m, CH₂), 3.21 (9H, s, N(CH₃)₃), 2.86–2.69 (2H, m, CH₂), 2.38 (3H, d, ⁵J_{FH} = 3.6 Hz, ArCH₃), 1.41 (9H, s, *t*Bu); ¹³C{¹H} NMR (101 MHz, CDCl₃) δ 167.8 (d, ²J_{FC} = 26 Hz), 135.9 (d, ³J_{FC} = 2 Hz), 134.0 (d, ²J_{FC} = 21 Hz), 132.4, 129.2, 126.3, 125.9 (d, ³J_{FC} = 9 Hz), 120.5 (q, ¹J_{FC} = 321 Hz), 95.9 (d, ¹J_{FC} = 190 Hz), 84.3, 62.1 (d, ³J_{FC} = 5 Hz), 53.3, 30.0 (d, ²J_{FC} = 22 Hz), 27.6, 20.5 (d, ⁴J_{FC} = 8 Hz); ¹⁹F NMR (376 MHz, CDCl₃) δ –80, –157; HRMS (ESI): calcd for C₁₈H₂₉FNO₂ [M – OTf]⁺ 310.2177, found 310.2171.

tert-Butyl 2-fluoro-2-(*o*-tolyl)but-3-enoate (9)

A mixture of **8-OTf** (67.9 mg, 0.148 mmol) and DBU (66 μL, 0.44 mmol) in toluene (1.5 mL) was refluxed for 1 day under an Ar atmosphere. The resulting mixture was cooled to room

temperature and treated with aqueous saturated NH₄Cl. The mixture was extracted with EtOAc and the combined extracts were washed with saturated aqueous NaHCO₃ followed by brine. The solution was dried over Na₂SO₄ and concentrated by evaporation. The residue was purified by chromatography on silica gel (*n*-hexane/EtOAc = 30/1 to 20/1 as the eluent) to obtain **9** (21.0 mg, 57% yield) as a colourless oil. IR (ATR) $\nu_{\max}/\text{cm}^{-1}$ 2979, 2934, 1751, 1731, 1476, 1457, 1406, 1394, 1369, 1282, 1253, 1223, 1146, 1119, 1061, 1042, 1024, 992, 973, 935, 841, 828, 800, 769, 747; ¹H NMR (400 MHz, CDCl₃) δ 7.40–7.35 (1H, m, ArH), 7.29–7.22 (1H, m, ArH), 7.21–7.14 (2H, m, ArH), 6.37 (1H, ddd, ³J_{FH} = 17.6, *J* = 17.4, 11.1 Hz, 3H), 5.60 (1H, ddd, ⁴J_{FH} = 0.8 Hz, *J* = 17.4, 0.8 Hz, 4H), 5.51 (1H, ddd, ⁴J_{FH} = 1.6 Hz, *J* = 11.1, 0.8 Hz, 4H), 2.40 (3H, d, ⁵J_{FH} = 2.8 Hz, ArCH₃), 1.46 (9H, s, *t*Bu); ¹³C{¹H} NMR (101 MHz, CDCl₃) δ 168.6 (d, ²J_{FC} = 26 Hz), 137.2, 136.1 (d, ²J_{FC} = 22 Hz), 134.7 (d, ²J_{FC} = 23 Hz), 131.8, 129.0, 127.9 (d, ³J_{FC} = 6 Hz), 125.5, 117.7 (d, ³J_{FC} = 12 Hz), 96.1 (d, ¹J_{FC} = 190 Hz), 83.0, 27.8, 20.1 (d, ⁴J_{FC} = 5 Hz); ¹⁹F NMR (376 MHz, CDCl₃) δ –153; HRMS (ESI): calcd for C₁₅H₁₉FO₂Na [M + Na]⁺ 273.1261, found 273.1260.

(*S*)-2-(*tert*-Butoxycarbonyl)-1,1-dimethyl-2-(*o*-tolyl)azetidinium trifluoromethanesulfonate [(*S*)-2a]

A mixture of (*S*)-**1a** (171 mg, 0.654 mmol, 93% ee) and NaHCO₃ (168 mg, 2.00 mmol) in CH₂Cl₂ (3.3 mL) was treated with methyl trifluoromethanesulfonate (148 μL, 1.31 mmol) at 0 °C and stirred for 2.5 h at room temperature. The resulting mixture was evaporated to ca. 1/2 volume and purified by chromatography on silica gel (CH₂Cl₂/MeOH = 15/1 to 6/1 as the eluent) to obtain (*S*)-**2a** (277 mg, quant.) as colourless crystals, mp 110–112 °C. [α]_D²⁴₅₈₉ +34.6 (*c* 1.0 in CHCl₃); IR (ATR) $\nu_{\max}/\text{cm}^{-1}$ 3076, 3041, 2979, 2940, 1728, 1459, 1395, 1371, 1302, 1254, 1225, 1145, 1105, 1078, 1030, 995, 969, 946, 856, 832, 770, 753, 728, 988, 965, 939, 844, 749; ¹H NMR (400 MHz, CDCl₃) δ 7.45–7.33 (3H, m, ArH), 7.29–7.23 (1H, m, ArH), 4.52 (1H, ddd, *J* = 10.6, 10.4, 9.4 Hz, 4H), 4.27 (1H, ddd, *J* = 9.6, 9.4, 2.4 Hz, 4H), 3.90 (1H, ddd, *J* = 12.4, 10.6, 9.6 Hz, 3H), 3.63 (3H, s, NCH₃), 3.02–2.84 (1H, br m, 3H), 2.97 (3H, s, NCH₃), 2.33 (3H, s, ArCH₃), 1.39 (9H, s, *t*Bu); ¹³C{¹H} NMR (101 MHz, CDCl₃) δ 166.4, 135.9, 132.5, 130.6, 129.7, 128.5, 126.9, 120.6 (q, *J* = 322 Hz), 86.8, 86.3, 62.7, 50.9, 50.7, 27.4, 27.1, 20.7; HRMS (ESI): calcd for C₁₇H₂₆NO₂ [M – OTf]⁺ 276.1958, found 276.1955.

(*R*)-*tert*-Butyl 4-(dimethylamino)-2-fluoro-2-(*o*-tolyl)butanoate [(*R*)-3aa]

Obtained from (*S*)-**2a** (277 mg, 0.651 mmol) by the same procedure with **3aa**. Purification by chromatography on silica gel (CH₂Cl₂/MeOH = 20/1 to 10/1 as the eluent) gave (*R*)-**3aa** (131 mg, 68% yield) as a colourless oil. [α]_D²⁴₅₈₉ –5.2 (*c* 1.0 in EtOH).

(*R*)-4-(Dimethylamino)-2-fluoro-2-(*o*-tolyl)butan-1-ol [(*R*)-10]

A solution of (*R*)-**3aa** (131 mg, 0.443 mmol) in THF (2.2 mL) was added to a suspension of LiAlH₄ (35 mg, 0.92 mmol) in THF (2.2 mL) at 0 °C under an Ar atmosphere. After stirring for 4 h at room temperature, the resulting mixture was cooled at 0 °C and diluted with Et₂O (4 mL). The mixture was quenched at

0 °C by addition of H₂O (35 µL), 15 wt% NaOH·H₂O solution (35 µL), and H₂O (105 µL). The suspension was diluted with EtOH (4 mL) and stirred for 12 h at room temperature. The resulting mixture was filtered through a pad of Celite and the filtrate was concentrated by evaporation. The residue was purified by chromatography on amino-functionalized silica gel (Chromatorex NH-DM1020, *n*-hexane/EtOAc = 2/1 to 1/1 as the eluent) to obtain (*R*)-**10** (73.0 mg, 73% yield) as a colourless oil. [α]_D²⁵ +9.9 (*c* 1.0 in EtOH); IR (ATR) ν_{max} /cm⁻¹ 3339, 3061, 3020, 2947, 2863, 2825, 2778, 1462, 1385, 1312, 1290, 1258, 1217, 1180, 1163, 1095, 1057, 1038, 1000, 944, 878, 846, 800, 757, 726; ¹H NMR (400 MHz, CDCl₃) δ 7.47–7.40 (1H, m, ArH), 7.23–7.10 (3H, m, ArH), 3.92 (1H, dd, ³J_{FH} = 26.8 Hz, *J* = 12.8 Hz, 1H), 3.88 (1H, dd, ³J_{FH} = 20.2 Hz, *J* = 12.8 Hz, 1H), 2.87–2.76 (1H, m, OH), 2.48 (3H, d, ⁵J_{FH} = 4.4 Hz, ArCH₃), 2.45–2.13 (4H, m, CH₂), 2.31 (6H, s, N(CH₃)₂); ¹³C{¹H} NMR (101 MHz, CDCl₃) δ 139.9 (d, ²J_{FC} = 20 Hz), 135.2 (d, ³J_{FC} = 2 Hz), 132.5, 127.7, 125.7 (d, *J*_{FC} = 2 Hz), 125.5 (d, ³J_{FC} = 11 Hz), 99.4 (d, ¹J_{FC} = 179 Hz), 67.6 (d, ²J_{FC} = 28 Hz), 53.5 (d, ³J_{FC} = 6 Hz), 44.9, 35.2 (d, ²J_{FC} = 25 Hz), 21.8 (d, ⁴J_{FC} = 9 Hz); ¹⁹F NMR (376 MHz, CDCl₃) δ -161; HRMS (ESI): calcd for C₁₃H₂₁FNO [M + H]⁺ 226.1602, found 226.1600.

(*R*)-4-(Dimethylamino)-2-fluoro-2-(*o*-tolyl)butyl benzoate [(*R*)-**11**]

A solution of (*R*)-**10** (73.0 mg, 0.324 mmol) and Et₃N (135 µL, 0.969 mmol) in CH₂Cl₂ (3.2 mL) was treated with benzoyl chloride (45 µL, 0.39 mmol) at 0 °C and stirred for 2 h at room temperature. The resulting mixture was diluted with H₂O and extracted with EtOAc. The combined extracts were washed with H₂O, dried over Na₂SO₄, and concentrated by evaporation. Purification by chromatography on silica gel (CH₂Cl₂/MeOH = 20/1 to 10/1 as the eluent) gave (*R*)-**11** (101 mg, 95% yield) as a colourless oil. 93% ee [determined by HPLC analysis: Daicel Chiralcel AD-H column (25 cm), *n*-hexane/EtOH/Et₂NH = 100/2/0.1 as the eluent, flow rate: 0.50 mL min⁻¹, *t*_R = 14.7 min for (*R*)-**11** (96.5%) and 19.1 min for (*S*)-**11** (3.5%)]. [α]_D²⁵ +6.6 (*c* 1.0 in EtOH); IR (ATR) ν_{max} /cm⁻¹ 3062, 3022, 2970, 2944, 2861, 2818, 2765, 1719, 1602, 1584, 1491, 1450, 1377, 1314, 1265, 1176, 1156, 1111, 1095, 1068, 1042, 1026, 936, 893, 849, 802, 760, 727, 708; ¹H NMR (400 MHz, CDCl₃) δ 7.98–7.93 (2H, m, ArH), 7.54 (1H, tt, *J* = 7.6, 1.3 Hz, ArH), 7.43–7.35 (3H, m, ArH), 7.25–7.15 (3H, m, ArH), 4.73 (1H, dd, ³J_{FH} = 17.4 Hz, *J* = 12.6 Hz, 1H), 4.67 (1H, dd, ³J_{FH} = 15.8 Hz, *J* = 12.6 Hz, 1H), 2.50 (3H, d, ⁵J_{FH} = 3.6 Hz, ArCH₃), 2.50–2.33 (3H, m, CH₂), 2.25–2.09 (1H, m, CH₂), 2.20 (6H, s, N(CH₃)₂); ¹³C{¹H} NMR (101 MHz, CDCl₃) δ 166.1, 136.5 (d, ²J_{FC} = 21 Hz), 134.8 (d, ³J_{FC} = 2 Hz), 133.1, 132.6, 129.7, 129.6, 128.3, 128.1, 126.1 (d, ³J_{FC} = 14 Hz), 125.9 (d, *J*_{FC} = 2 Hz), 98.8 (d, ¹J_{FC} = 180 Hz), 68.4 (d, ²J_{FC} = 25 Hz), 53.7 (d, ³J_{FC} = 3 Hz), 45.5, 33.7 (d, ²J_{FC} = 24 Hz), 21.8 (d, ⁴J_{FC} = 8 Hz); ¹⁹F NMR (376 MHz, CDCl₃) δ -157; HRMS (ESI): calcd for C₂₀H₂₅FNO₂ [M + H]⁺ 330.1864, found 330.1859.

tert-Butyl 2-(benzyl(methyl)amino)-2-ethyl-4-fluorobutanoate (**14**) and *tert*-butyl 4-(benzyl(methyl)amino)-2-ethyl-2-hydroxybutanoate (**15**)

Obtained from **12** (141 mg, 0.321 mmol) by the same procedure with **3aa** and **4aa**. Purification by chromatography on silica gel

(CH₂Cl₂/MeOH = 100/0 to 30/1 as the eluent *R_f*: **14** > **15**) gave **14** (62.0 mg, 62% yield) as a colourless oil and **15** (7.2 mg, 7% yield) as a colourless oil. **14**: IR (ATR) ν_{max} /cm⁻¹ 3086, 3062, 3027, 2975, 2934, 2882, 2801, 1715, 1604, 1495, 1454, 1391, 1366, 1238, 1165, 1124, 1064, 1029, 999, 961, 940, 888, 847, 831, 773, 732, 697; ¹H NMR (400 MHz, CDCl₃) δ 7.34–7.27 (4H, m, Ph), 7.26–7.18 (1H, m, Ph), 4.66 (1H, dddd, ²J_{FH} = 47.2 Hz, *J* = 9.2, 7.2, 7.2 Hz, 4H), 4.62 (1H, dddd, ²J_{FH} = 47.2 Hz, *J* = 9.2, 7.2, 5.6 Hz, 4H), 3.72 (1H, d, *J* = 14.4 Hz, CH₂Ph), 3.65 (1H, d, *J* = 14.4 Hz, CH₂Ph), 2.38–2.11 (2H, m, 3H), 2.20 (3H, s, NCH₃), 1.97 (1H, dq, *J* = 14.0, 7.4 Hz, CH₂CH₃), 1.72 (1H, dq, *J* = 14.0, 7.4 Hz, CH₂CH₃), 1.52 (9H, s, *t*Bu), 0.95 (3H, dd, *J* = 7.4, 7.4 Hz, CH₂CH₃); ¹³C{¹H} NMR (101 MHz, CDCl₃) δ 172.6, 140.8, 128.2, 128.0, 126.6, 81.2 (d, ¹J_{FC} = 163 Hz), 81.1, 67.4 (d, ³J_{FC} = 6 Hz), 55.3, 35.3, 31.4 (d, ²J_{FC} = 20 Hz), 28.3, 25.9, 8.7; ¹⁹F NMR (376 MHz, CDCl₃) δ -221; HRMS (ESI): calcd for C₁₈H₂₉FNO₂ [M + H]⁺ 310.2177, found 310.2167. **15**: IR (ATR) ν_{max} /cm⁻¹ 3408, 3087, 3063, 3028, 2973, 2930, 2880, 2801, 1715, 1603, 1495, 1454, 1391, 1366, 1298, 1244, 1162, 1134, 1101, 1069, 1022, 951, 909, 892, 845, 829, 776, 729, 697; ¹H NMR (400 MHz, CDCl₃) δ 7.35–7.27 (4H, m, Ph), 7.27–7.21 (1H, m, Ph), 5.28 (1H, br, OH), 3.92 (1H, ddd, *J* = 11.3, 11.2, 3.2 Hz, CH₂), 3.784 (1H, ddd, *J* = 11.2, 5.2, 3.2 Hz, CH₂), 3.775 (2H, s, CH₂Ph), 2.35 (1H, dddd, *J* = 15.6, 11.3, 5.2, 1.2 Hz, CH₂), 2.27–2.15 (1H, m, CH₂CH₃), 2.23 (3H, s, NCH₃), 1.90 (1H, dq, *J* = 13.4, 7.4 Hz, CH₂CH₃), 1.84 (1H, ddd, *J* = 15.6, 3.2, 3.2 Hz, CH₂), 1.54 (9H, s, *t*Bu), 0.89 (3H, dd, *J* = 7.4, 7.4 Hz, CH₂CH₃); ¹³C{¹H} NMR (101 MHz, CDCl₃) δ 172.2, 139.1, 128.9, 128.5, 127.2, 81.5, 69.8, 59.5, 55.6, 35.2, 29.7, 28.4, 25.7, 9.4; HRMS (ESI): calcd for C₁₈H₃₀NO₃ [M + H]⁺ 308.2220, found 308.2214.

Author contributions

E. T. was supervisor of this project and conducted all area of this work, idea, development of the methodology, a part of experiments and writing the manuscript. K. K. performed the main experiments and compounds analyses.

Conflicts of interest

There are no conflicts to declare.

Notes and references

- 1 Representative examples: (a) K. Wright, B. Drouillat, L. Menguy, J. Marrot and F. Couty, *Eur. J. Org. Chem.*, 2017, 7195; (b) B. Drouillat, I. V. Dorogan, M. Kletskii, O. N. Burov and F. Couty, *J. Org. Chem.*, 2016, **81**, 6677; (c) L. Menguy, B. Drouillat and F. Couty, *Tetrahedron Lett.*, 2015, **56**, 6625; (d) B. Drouillat, K. Wright, O. David and F. Couty, *Eur. J. Org. Chem.*, 2012, 6005; (e) F. Couty, O. David and B. Drouillat, *Tetrahedron Lett.*, 2007, **48**, 9180; (f) F. Couty, O. David and F. Durrat, *Tetrahedron Lett.*, 2007, **48**, 1027; (g) M. Vargas-Sanchez, S. Lakhdar, F. Couty and G. Evano, *Org. Lett.*, 2006, **8**, 5501; (h) F. Couty, O. David, F. Durrat, G. Evano, S. Lakhdar, J. Marrot and M. Vargas-Sanchez, *Eur. J. Org. Chem.*, 2006, 3479.

- 2 Representative examples: (a) G. Roagna, D. M. H. Ascough, F. Ibba, A. C. Vicini, A. Fontana, K. E. Christensen, A. Peschiulli, D. Oehlich, A. Misale, A. A. Trabanco, R. S. Paton, G. Pupo and V. Gouverneur, *J. Am. Chem. Soc.*, 2020, **142**, 14045; (b) D. Qian, M. Chen, A. C. Bissember and J. Sun, *Angew. Chem., Int. Ed.*, 2018, **57**, 3763; (c) A. Feula, S. S. Dhillon, R. Byravan, M. Sangha, R. Ebanks, M. A. H. Salih, N. Spencer, L. Male, I. Magyary, W.-P. Deng, F. Müller and J. S. Fossey, *Org. Biomol. Chem.*, 2013, **11**, 5083; (d) S. Kenis, M. D'hooghe, G. Verniest, T. A. D. Thi, C. P. The, T. V. Nguyen and N. D. Kimpe, *J. Org. Chem.*, 2012, **77**, 5982; (e) D.-H. Leng, D.-X. Wang, J. Pan, Z.-T. Huang and M.-X. Wang, *J. Org. Chem.*, 2009, **74**, 6077; (f) S. Ma, D. H. Yoon, H.-J. Ha and W. K. Lee, *Tetrahedron Lett.*, 2007, **48**, 269.
- 3 Recent examples: (a) X. Zhou, B. Mao and Z. Zhang, *Molecules*, 2021, **26**, 857; (b) A. J. Boddy, C. J. Cordier, K. Goldberg, A. Madin, A. C. Spivey and J. A. Bull, *Org. Lett.*, 2019, **21**, 1818; (c) M. L. Sarazen and C. W. Jones, *Macromolecules*, 2017, **50**, 9135; (d) Z. Wang, F. K. Sheong, H. H. Y. Sung, I. D. Williams, Z. Lin and J. Sun, *J. Am. Chem. Soc.*, 2015, **137**, 5895.
- 4 Recent examples: (a) G. Goswami, N. Chauhan, A. Mal, S. Das, M. Das and M. K. Ghorai, *ACS Omega*, 2018, **3**, 17562; (b) T. N. Nguyen and J. A. May, *Org. Lett.*, 2018, **20**, 3618; (c) J. Luginina, J. Uzulena, D. Posevins and M. Turks, *Eur. J. Org. Chem.*, 2016, 1760, see also ref. 3a.
- 5 For reviews on ring-opening of azetidines: (a) H. Mughal and M. Szostak, *Org. Biomol. Chem.*, 2021, **19**, 3274; (b) G. Masson, D. G. Pardo and J. Cossy, *Chirality*, 2021, **33**, 5; (c) G. S. Singh, *Adv. Heterocycl. Chem.*, 2020, **130**, 1; (d) V. Mehra, I. Lumb, A. Anand and V. Kumar, *RSC Adv.*, 2017, **7**, 45763; (e) D. Antermite, L. Degennaro and R. Luisi, *Org. Biomol. Chem.*, 2017, **15**, 34; (f) F. Couty, B. Drouillat, G. Evano and O. David, *Eur. J. Org. Chem.*, 2013, 2045.
- 6 E. Tayama, K. Watanabe and Y. Matano, *Eur. J. Org. Chem.*, 2016, 3631.
- 7 A review: X. Zhang and C.-H. Tan, *Chem*, 2021, **7**, 1451.
- 8 Previous examples of ring-opening reaction of azetidine derivatives with fluoride (F^-): L. Zhu, J. Xiong, J. Ah, N. Chen, J. Xue and X. Jiang, *Org. Biomol. Chem.*, 2019, **17**, 3797, see also ref. 2a.
- 9 Ring-opening of three-membered N-heterocycle aziridine derivatives with fluoride (F^-) were well known and applied in various areas. For a representative review: (a) A. M. Remete and L. Kiss, *Eur. J. Org. Chem.*, 2019, 5574; (b) Representative recent examples: H. Wang, J. Li, Z. Li, B. Liu, K. Chen, Z. Zhang, Y. Hu, F. Zhou, Y. Li and K. Guo, *Eur. Polym. J.*, 2020, **140**, 109999; (c) M. Morlot, F. Gourand and C. Perrio, *Eur. J. Org. Chem.*, 2019, 3751, see also ref. 8.
- 10 M. K. Ghorai, A. Kumar and D. P. Tiwari, *J. Org. Chem.*, 2010, **75**, 137.
- 11 Previous examples of ring-opening of azetidinium salts with cyanide (CN^-): see also ref. 1a, 1b, 1d, 1e, 2d and 2e.
- 12 Preparation of allyl triflate: L. Jordi, S. Ricart, J. M. Viñas and J. M. Moretó, *Organometallics*, 1997, **16**, 2808.
- 13 The experimental details were shown in the ESI.†