

Original Research

Olanzapine for chemotherapy-induced nausea and vomiting: systematic review and meta-analysis

Legese CHELKEBA^{ID}, Kidu GIDEY, Ayele MAMO, Berhane YOHANNES, Tsehay MATSO, Tsegaye MELAKU.

Received (first version): 31-Oct-2016

Accepted: 7-Mar-2017

Abstract

Background: Chemotherapy induced nausea and vomiting (CINV) remains the most distressing event in patients receiving highly emetogenic chemotherapy (HEC) or moderately emetogenic chemotherapy (MEC).

Objective: Therefore, this meta-analysis was conducted to evaluate the efficacy of olanzapine containing regimen in preventing acute, delayed and overall phases of CINV.

Methods: PubMed, EBSCO, and Cochrane central register of controlled trials electronic databases were searched to identify RCTs that compared the effects of olanzapine with non-olanzapine regimen in preventing CINV. Randomized clinical trials (RCTs) that compared olanzapine containing regimen with non-olanzapine regimen were included. The primary outcomes were the percentage of patients achieving no vomiting or no nausea in acute, delayed and overall phases.

Results: 13 RCTs that enrolled 1686 participants were included in this meta-analysis. 852 patients were assigned to olanzapine and 834 patients were assigned to non-olanzapine regimen (other standard antiemetic regimen). The percentages of no emesis achieved were 87.5%, 76.2%, 73.6% in olanzapine versus 76.7%, 61.8%, and 56.4% in non-olanzapine regimen in acute, delayed and overall phases, respectively. The percentages of no nausea were 82%, 64.3%, 61.6% in olanzapine group versus 71.3%, 41.8%, and 40.6% in non-olanzapine group in acute, delayed and overall phases, respectively. In general, olanzapine containing regimen achieved statistical superiority to non-olanzapine regimen in no vomiting endpoint in acute phase (OR 2.16; 95%CI 1.60 to 2.91, $p < 0.00001$; I-square=5%; $p = 0.40$), delayed phase (OR 2.28; 95%CI 1.1.46 to 3.54, $p = 0.0003$; I-square=65%; $p = 0.001$) and overall phase (OR 2.48; 95%CI 1.59 to 3.86, $p < 0.0001$; I-square=69%; $p < 0.0001$).

Conclusion: The current meta-analysis showed that olanzapine was statistically and clinically superior to non-olanzapine regimen in preventing CINV in most domains of the parameters.

Keywords

Antineoplastic Agents; Drug-Related Side Effects and Adverse Reactions; Nausea; Vomiting; Primary Prevention; Meta-Analysis as Topic

INTRODUCTION

Despite advances in the prevention and management of chemotherapy-induced nausea and vomiting (CINV), uncontrolled vomiting and inadequately controlled nausea remains among the most distressing for patients and continues to adversely affect patients' adherence to medication and quality of life.^{1,2} American Society of Clinical Oncology (ASCO) has developed a guideline on the use of antiemetic drugs for CINV.³ This guideline recommends all patients who receive highly emetogenic chemotherapy regimens should be offered a three-drug combination of an NK1 receptor antagonist, a 5-HT₃

receptor antagonist, and dexamethasone. However, patients on triplet therapy still continue to experience CINV.⁴ Previous studies have reported that triplet therapy prevent emesis in approximately 65% to 80% of patients, with the rate of patients with no nausea at approximately 50 %-60%.^{5,6} This shows that there is still a need for searching of additional antiemetic agents since the ideal ultimate goal is 100% complete response.

Advance in the understanding of the pathophysiology of CINV, identification of patient risk factors, and development of new antiemetic have revolutionized the prevention and treatment of CINV.⁷ Olanzapine, an atypical antipsychotic agent, antagonizes multiple neuronal receptors including dopamine (D1, D2, D4), serotonin (5HT_{2A}, 5HT_{2C}, 5HT₃), alpha-1 adrenergic, histamine (H1) and multiple muscarinic receptors.⁸ It has been suggested that neurotransmitters dopamine and 5-HT appear to play important roles in CINV.⁹ Following a case report documented on the effective use of olanzapine in relieving chronic nausea in a patient with leukemia in 2000⁵, a number of phase I and phase II studies has been conducted.¹⁰⁻¹³ A systematic review of these studies on efficacy and safety of olanzapine for the prophylaxis of chemotherapy-induced nausea and vomiting found that Olanzapine is efficacious and safe for prophylaxis of CINV.¹⁴ Other several observational studies have shown that olanzapine was well tolerated and effective to prevent acute, delayed, and refractory CINV and for treatment of CINV when combined with other antiemetic in patients

Legese CHELKEBA. PhD. Department of clinical Pharmacy, College of Health Sciences, Jimma University, Jimma, (Ethiopia). legese.chelkeba@gmail.com

Kidu GIDEY. MSc. Department of clinical Pharmacy, College of Health Sciences, Jimma University, Jimma, (Ethiopia). kidupharm@gmail.com

Ayele MAMO. MSc. Department of clinical Pharmacy, College of Health Sciences, Jimma University, Jimma, (Ethiopia). ayelee.mamo@gmail.com

Berhane YOHANNES. MSc. Department of clinical Pharmacy, College of Health Sciences, Jimma University, Jimma, (Ethiopia). berhaney24@gmail.com

Tsehay MATSO. MSc. Department of clinical Pharmacy, College of Health Sciences, Jimma University, Jimma, (Ethiopia). tsehaymatso12@gmail.com

Tsegaye MELAKU. MSc. Department of clinical Pharmacy, College of Health Sciences, Jimma University, Jimma, (Ethiopia). tsegaye.melaku@ju.edu.et

receiving moderately and highly emetogenic chemotherapy.¹⁵⁻¹⁹

Many randomized controlled trials (RCTs) have been then conducted to confirm the effect of addition of olanzapine to the standard antiemetic regimen.²⁰⁻³² A previous meta-analysis conducted by Wang et al.³³ revealed that the rate of patients achieving total control of nausea and vomiting was significantly higher in the olanzapine group. However, in this study, there were few trials included and additional clinical trials have been conducted since the publication of it. Including 4 more RCTs, a recent meta-analysis by Chiu and coworkers also reported similar findings.³⁴ On another hand, a recent pilot study done in India showed that there was no significant difference between olanzapine and aprepitant in preventing nausea and emesis with highly emetogenic chemotherapy.³¹ After the publication of meta-analysis by Chiu et al.³⁴, the largest RCT so far done in this area included 380 patients.³² In addition, other small RCTs were also published elsewhere.^{20,31} Therefore, taking in to account the variation in the results of the currently available data and the addition of recent trials with large sample size, we believed that a comprehensive updated meta-analysis of more recent RCTs is mandated. The primary purpose of this study was to investigate the efficacy of olanzapine in the primary prevention of CINV in patients receiving emetogenic chemotherapy in relation to other standard antiemetic.

METHODS

The meta-analysis reported in accordance with the Preferred Reporting Items for Systematic Reviews and Meta-Analyses (PRISMA) guidelines.³⁵

Population

The population consist patients having any type of cancer disease who were receiving treatment with moderately or highly emetogenic chemotherapy.

Intervention

- Active: olanzapine group in addition to other antiemetic
- Placebo: use of combination of drugs from the antiemetic drugs without olanzapine such as neurokinin-1 (NK-1) receptor antagonist, a 5-HT₃ receptor antagonist, dexamethasone.

Study selection

RCTs were included if they met all of the following criteria:

1. Compare olanzapine containing regimen with other standard antiemetic regimens in prophylaxis
2. Articles which were published in the English language on trials involving human participants
3. Studies reporting at least one of two endpoints/ outcomes: no emesis/vomiting or no nausea

Studies containing only one arm (studies that evaluates safety and efficacy of olanzapine without comparators) and unpublished data were excluded.

Search strategy

The PubMed, Cochrane Central Register of Controlled Trials (CENTRAL), and EBSCO databases from inception to September 2016 using the terms “olanzapine” AND “chemotherapy-induced nausea and Vomiting” OR “nausea” OR “vomiting” OR “Emesis” OR “CINV”. A manual search for additional relevant studies using references from retrieved articles was also performed. Conference abstracts were also included if they fulfilled the inclusion criteria.

Outcome measures

The primary outcomes were complete response of the acute, delayed, and overall phases after chemotherapy and no nausea in acute, delayed and overall phases. Complete response is defined as no emetic episodes and no rescue medication. Notes: If the overall phase of the efficacy endpoint was not reported, we assumed the lowest percentage in the acute and delayed phase. Subgroup analyses were also performed based on whether:

1. Olanzapine was used as alternative or in combination with NK-1 antagonist
2. Olanzapine was used as alternative or in combination with dexamethasone
 - Acute: Occurring within the first 24 hours after initiation of chemotherapy
 - Delayed: Occurring from 24 hours to several days (days 2 to 5) after chemotherapy
 - The overall phase: defined as 0 – 120 hours after chemotherapy.

Data extraction and quality assessment

All authors independent extracted data from eligible studies onto a standardized data abstraction sheet. We extracted information on name of first author and year of publication, study design, total number of patients and number of patients in each arm, type of tumor under treatment and chemotherapy used with the degree of emetogenicity, interventions given, gender and average age of patients, and ethnicity of the study population. Disagreement was resolved by discussion.

Statistical analysis

We followed the Cochrane hand book of data analysis and reported outcome measures to assess the summary effects of treatment by calculated odds ratio (OR) with 95%CI. A random-effects model was used in this meta-analysis because of anticipated heterogeneity. Statistical heterogeneity among trials was expressed as the P value (Cochran's Q statistic), where a $p < 0.05$ and I-squared statistic $> 50\%$ indicated significant heterogeneity. Absolute risk differences (RD) were compared to the multinational association of supportive care in cancer/European society of medical oncology (MASCC/ESMO) guidelines.³⁶ According to this guidelines $RD > 10\%$ is suffice to change the guideline. The analyses were carried out using Rev Man 5.3 software (The Nordic Cochrane Center, Denmark) to create a forest plot and a summary finding tables.

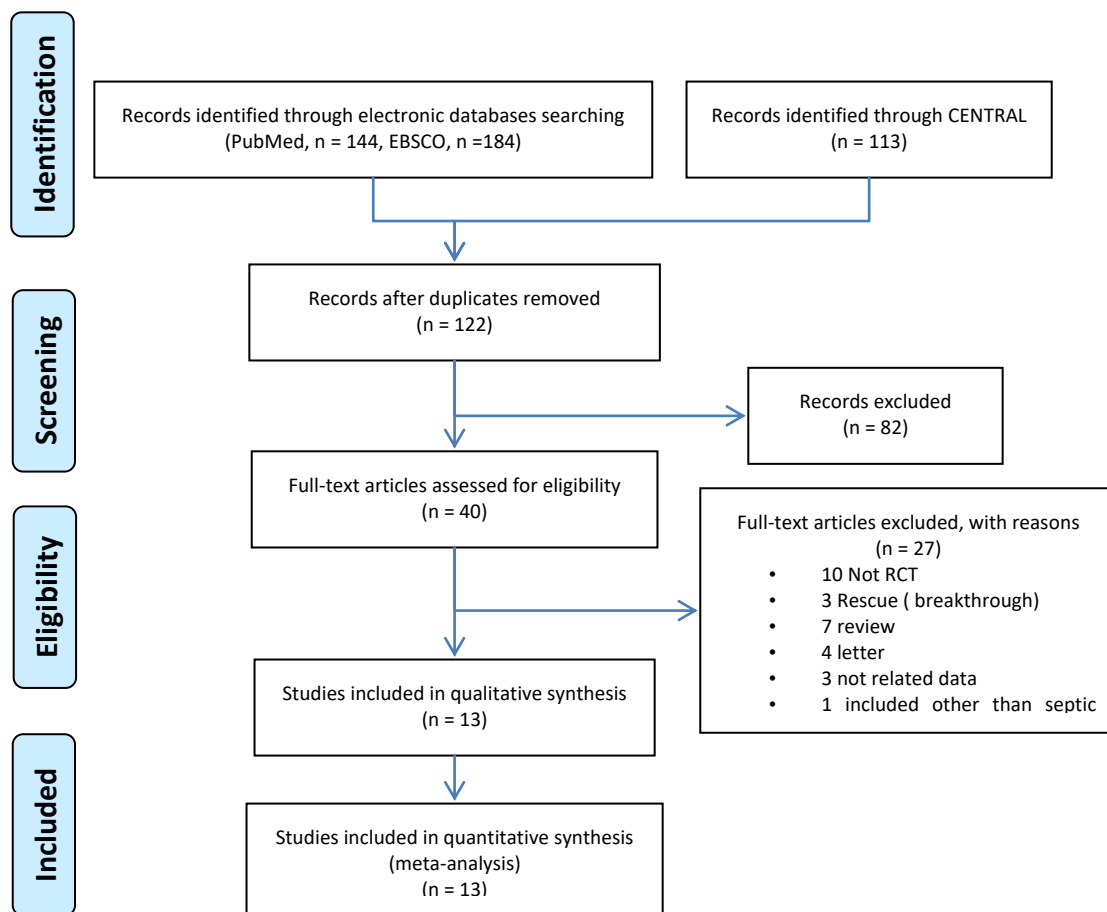


Figure 1. Study selection process (PRISMA).³⁵

RESULTS

Literature searches and selection

The details of our search strategy were depicted in Figure 1. Our initial research of electronic databases such as PubMed (n=144), EBSCO (n=184) and CENTRAL (n=113) yielded 441 articles, from which 122 records remained after removing 319 duplications. 82 articles were excluded on abstract assessment; after full texts were assessed for eligibility, 27 articles further removed for the following reasons; 10 were not RCTs, 7 were review articles, 4, were letters to editors, 2 were not related data and 3 RCTs were for rescue. Finally, 13 articles which fulfilled the inclusion criteria were included in quantitative analysis.

Study characteristics

Finally, 13 RCTs published between 2009 and 2016 fulfilling the inclusion criteria were included in the final quantitative analyses.²⁰⁻³² The sample size of the included trials ranged from 17²³ to 380³² with a total number of 1686 patients, of which 852 were assigned to the olanzapine regimen and 834 to standard regimen without olanzapine (non-olanzapine). Baseline characteristics of participants included in RCTs are described in online appendix Table 1. The age range of the participants included in RCTs was 18-89^{20-24,26,29,31,32} and not reported in three of the trials.^{25,27,28} One of the trials reported age in median (SD).³⁰ Seven of the trials reported that either 5-HT₃ receptor antagonist and/or dexamethasone with olanzapine compared with the

same regimen without olanzapine²⁴⁻³⁰ and 6 of trials reported that olanzapine with NK-1 receptor antagonists (either aprepitant or fosaprepitant) containing regimen.^{20-23,31,32} Eleven trials reported olanzapine administered at a dose in 10 mg/day orally^{20-26,28,30-32}, whereas two trials reported olanzapine administered in a 5 mg/day orally.^{27,29} Nine of the trials reported participants receiving HEC^{20-23,25,26,30,31,32} and four studies included patients receiving combination of MEC/HEC.^{24,27-29} No study reported patients receiving only MEC. Two of the studies were double-blinded RCTs^{20,32}, three were single blinded and the rest were unblinded. Finally, 8 studies reported participants of Asian background; two from India^{30,31}, one from Japan²⁹ and five from China.²⁴⁻²⁸ Five of the studies reported that the patients included where from USA.^{20-23,32}

Efficacy endpoints

No vomiting

The percentages of no vomiting achieved were 87.5%, 76.2%, 73.6% in olanzapine versus 76.7%, 61.8%, and 56.4% in non-olanzapine regimen in acute, delayed and overall phases, respectively. In the 12 individual studies with subgroup staging data, the incidence of complete response was significantly higher in the patients placed on the olanzapine-containing regimen on the first day of chemotherapy (OR 2.16; 95%CI 1.60 to 2.91, p<0.00001; I-square=5%, p=0.40, Figure 2A) and delayed vomiting (OR 2.28; 95%CI 1.46 to 3.54, p=0.0003, Figure 2B). When 13

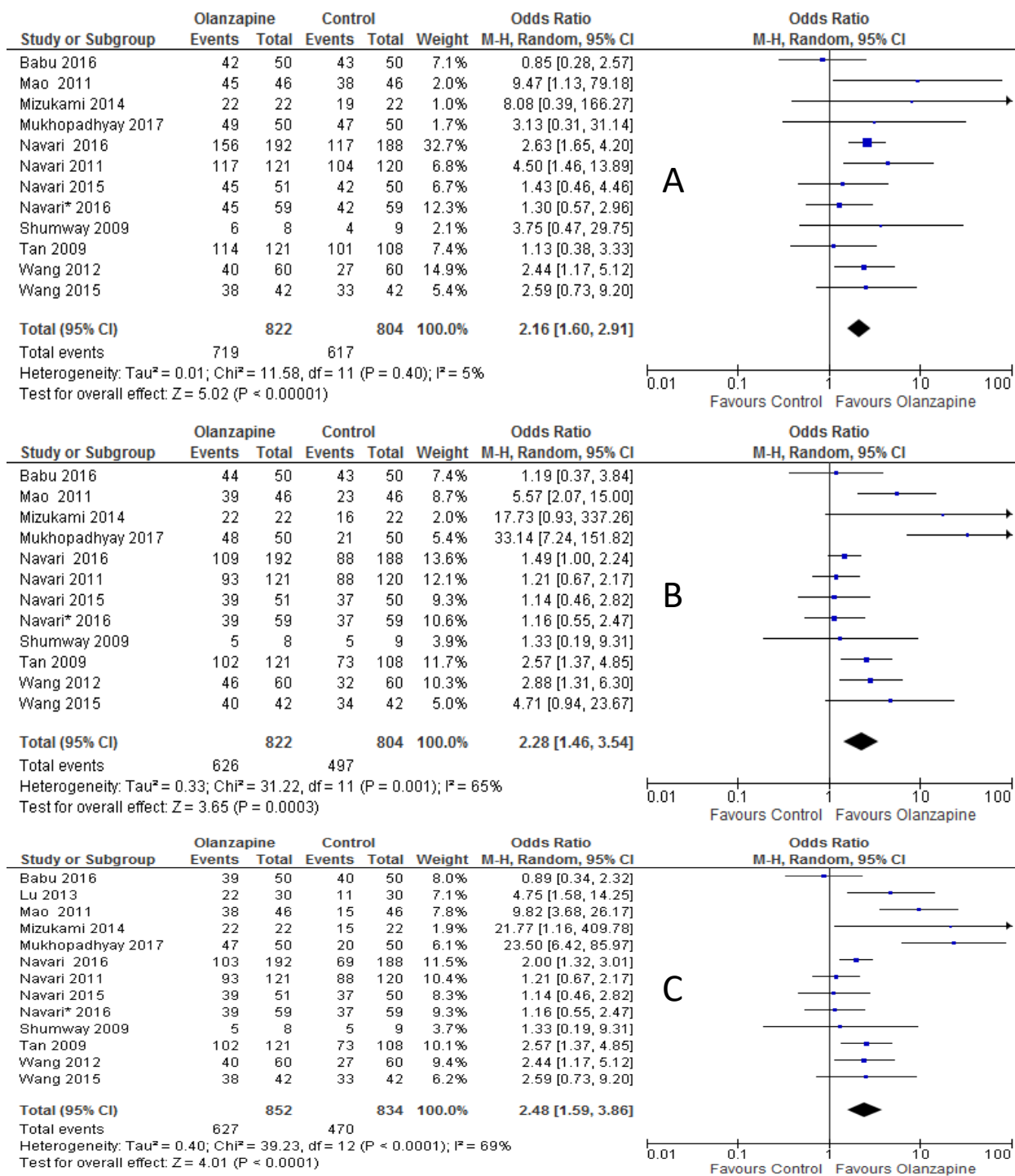


Figure 2. Forest plot of efficacy of olanzapine containing regimen compared to standard regimen in preventing CTINV- A) No vomiting in acute phase B) No vomiting in delayed phase C) No vomiting in overall phase. M-H: Mantel-Haenszel; CI: confidence interval

studies, combined together, the overall complete response was higher in olanzapine group compared with non-olanzapine group (OR 2.48; 95%CI 1.59 to 3.86, $p < 0.0001$, Figure 2C).

When studies included were sub-grouped into olanzapine combined with or as alternative to NK-1 receptor antagonist (either aprepitant or fosaprepitant) in the analysis, the incidence of complete response in olanzapine containing regimen was not improved compared to non-

olanzapine in acute phase when olanzapine used as an alternative to NK-1 receptor antagonist (OR 1.69; 95%CI 0.93 to 3.06, $p = 0.08$, Figure 3A), but reached statistical significance when olanzapine used combined with NK-1 receptor antagonist (OR 2.70; 95%CI 1.70 to 4.28, $p < 0.0001$). However, complete response was not significantly different between olanzapine and NK-1 antagonist in the delayed phase either when olanzapine used as alternative (OR 1.19; 95%CI 0.81 to 1.74, $p = 0.38$) or in combination with NK-1 antagonist (OR 3.32; 95%CI 0.33




Figure 3. Forest plot of efficacy of olanzapine containing regimen compared to standard regimen in preventing CTINV based on degree of Emetogenicity - A) No vomiting in acute phase B) No vomiting in delayed phase C) No vomiting in overall phase. HEC: highly emetogenic chemotherapy; MEC: moderately emetogenic chemotherapy; M-H: Mantel-Haenszel; CI: confidence interval

to 32.90, p=0.31, Figure 3B). Similarly, complete response was not significantly differ between olanzapine containing regimen and non-olanzapine regimen when olanzapine used as alternative (OR 1.14; 95%CI 0.78 to 1.65, p=0.5) or combination with NK-1 antagonist (OR 4.21; 95%CI 0.47 to 37.9, p=0.20, Figure 3C) in overall phases. Another subgroup analysis showed that olanzapine containing regimen better control acute emesis when combined with dexamethasone (OR 2.03; 95%CI 1.34 to 3.08, p=0.0009) than when it is used as alternative (OR 3.19; 95%CI 0.63 to 16.12, p=0.16, Figure 4A). However, Olanzapine containing regimen showed significant difference when used as

alternative to dexamethasone in preventing emesis in delayed (OR, 3.83; 95%CI, 1.81 to 8.12, p=0.0005, Figure 4B) and overall (OR 5.11; 95%CI 2.29 to 11.44, p=0.0001, Figure 4C) phases compared to when used in combination with dexamethasone. The RD computed no vomiting endpoint was 9% (range 4% to 14%) and not fulfilled the MASCC/ESMO criteria of >10% in acute phase. Certainly it fulfilled the MASCC/ESMO threshold >10% in delayed phase 17% (range 8% to 26%) and 20% (range 10% to 29%) in overall phase. This and other related risk differences were described in Table 3A.

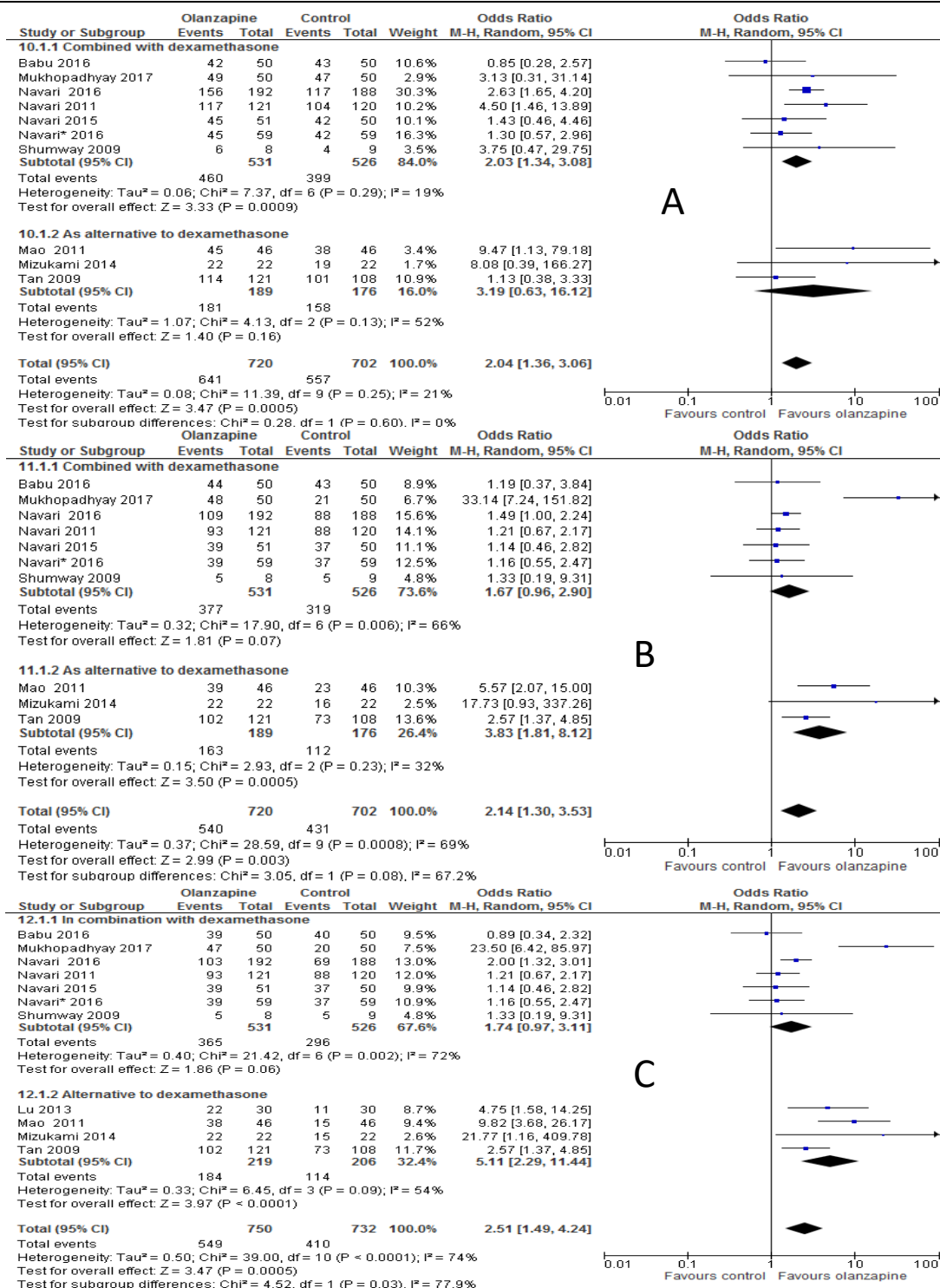


Figure 4. Forest plot of efficacy of olanzapine containing regimen compared to standard regimen in preventing CTINV based on presence or absence of NK-1 receptor antagonists- A) No vomiting in acute phase B) No vomiting in delayed phase C) No vomiting in overall phases. M-H: Mantel-Haenszel; CI: confidence interval; NK-1: neurokinin-1.

No nausea

The percentages of no nausea were 82.7%, 64.3%, 61.6% in olanzapine group versus 71.3%, 41.8%, and 40.6% in non-olanzapine group in acute, delayed and overall phases, respectively. Olanzapine containing regimen showed statistically significant difference in preventing nausea compared to non-olanzapine containing regimen in the first day of chemotherapy (OR 1.68; 95%CI 1.11 to 2.55, p=0.01; I-square = 45%, p=0.09, Figure 5A). Similarly, olanzapine

containing regimen showed better anti-nausea effect compared with non-olanzapine regimen in the delayed (OR, 2.77; 95%CI 2.13 to 3.74, p<0.00001, Figure 5B) and overall phase (OR 2.57; 95%CI 1.82 to 3.65, P <0.00001, Figure 5C) of antiemetic treatment. .

The subgroup analysis showed that there was no statistical significant difference between olanzapine containing regimen compared to non-olanzapine regimen in preventing acute nausea when it was used as an alternative

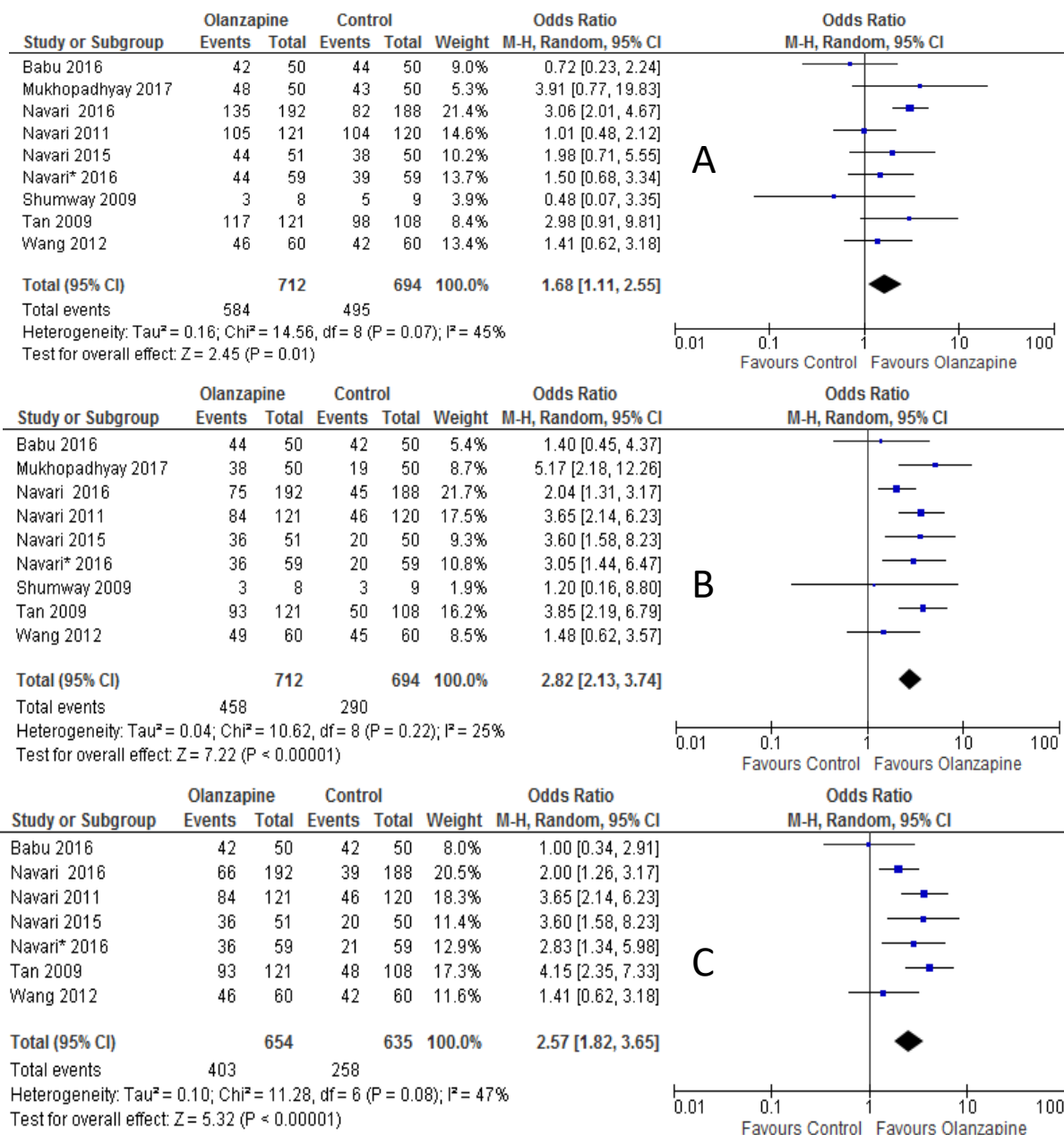


Figure 5. Forest plot of efficacy of olanzapine containing regimen compared to standard regimen in preventing CTINV- A) No nausea in acute phase B) No nausea in delayed phase C) No nausea in overall phase. M-H: Mantel-Haenszel; CI: confidence interval

to NK-1 receptor antagonist (OR 1.27; 95%CI 0.80 to 2.03, p=0.30, Figure 6A). On another hand, olanzapine treatment showed statistical superiority in preventing nausea in delayed phase (OR 3.34; 95%CI 2.29 to 4.88, p<0.00001, Figure 6B) and overall phase (OR, 3.47; 95%CI, 2.36 to 5.10, p<0.00001, Figure 6C) of chemotherapy when used as alternative agent to NK-1 antagonist. Olanzapine combined with dexamethasone didn't show superiority in preventing nausea in acute phase (OR 1.59; 95%CI 0.9 to 2.69, p=0.8, Figure 7A). On the other hand, the combination of olanzapine with dexamethasone is superior in preventing nausea in delayed phase (OR 2.83; 95%CI 2.07 to 3.86, p<0.00001, Figure 7B) and overall phase (OR 2.54; 95%CI 1.73 to 3.37, Figure 7C) of chemotherapy. The computed RD in the acute phase 8% (range 4 to 15%) didn't meet the criteria set by MASCC/ESMO >10%, where as it met the criteria in delayed 22% (range 13% to 30%) and overall

phase 20% (range 10% to 30%). Other risk differences calculated were shown in Table 3B.

DISCUSSION

Advances in antiemetic treatment using triple therapy brought about a significant improvement in controlling of CINV and quality of cancer patients.³⁷ Further categorization of chemotherapeutic agents based on the degree of their emetogenicity and treatment accordingly based on established guidelines for prevention of nausea and vomiting improved the outcomes.³⁶ Currently, combination of 5-HT₃, NK-1 and dexamethasone was reported to achieve a complete response of > 80% in acute phase and 70% in delay phase of CINV, especially if aprepitant present compared with non-aprepitant regimen in patients receiving HEC.³⁸⁻⁴⁰ Palonosetron without

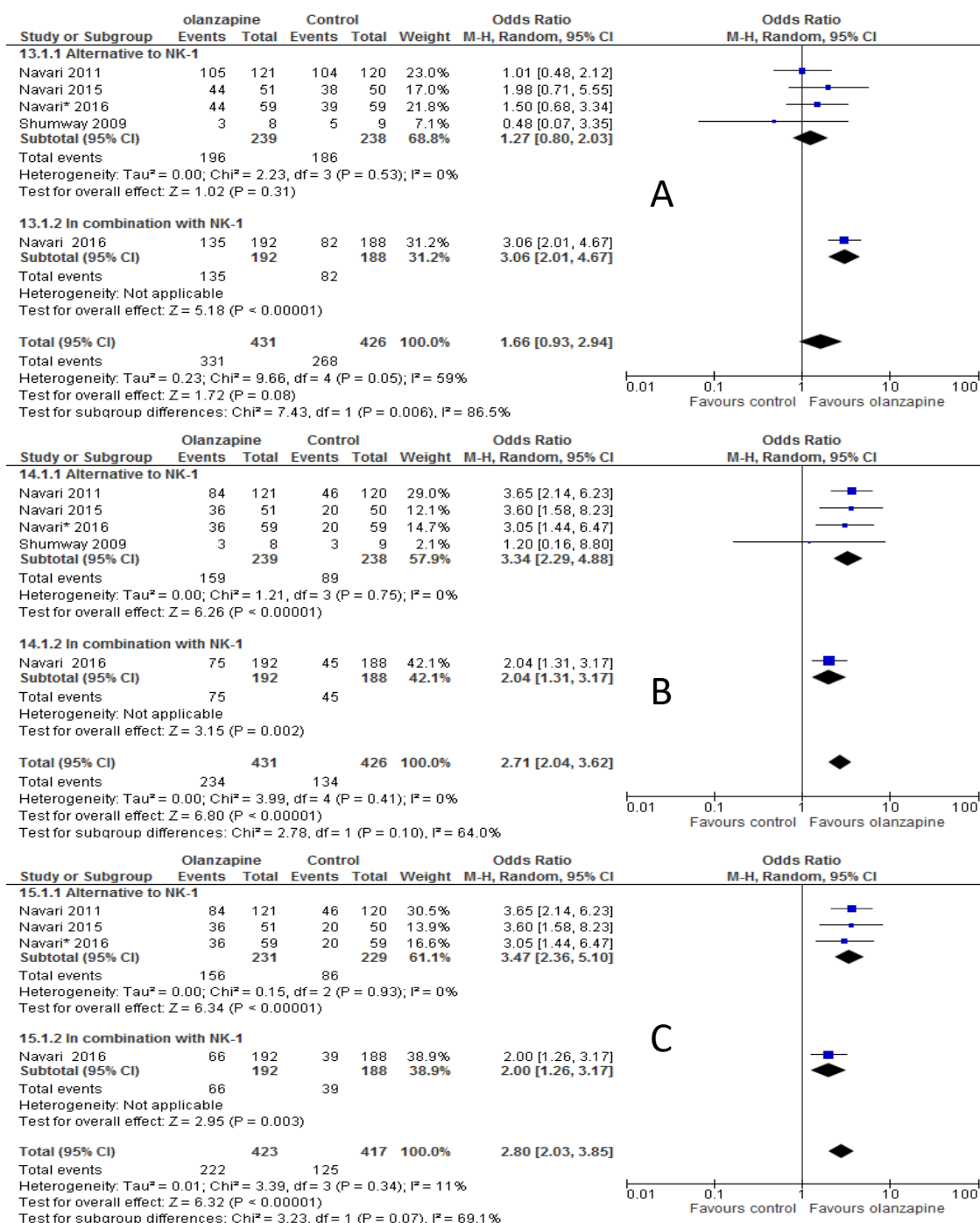


Figure 6. Forest plot of efficacy of olanzapine containing regimen compared to standard regimen in preventing CTINV in combination or as alternative to neurokinin-1 antagonist (NK-1)- A) No nausea in acute phase B) No nausea in delayed phase C) No nausea in overall phase. M-H: Mantel-Haenszel; CI: confidence interval

aprepitant achieved complete responses of 75% in acute and 57% in delayed phases.⁴¹ This indicates that there still gaps to reach the ideal goal of 100% complete response. In a large RCT that involved patients with breast cancer receiving anthracycline chemotherapy showed that the combination of newer NK-1 antagonist, netupitant, palonosetron, and dexamethasone was superior to palonosetron with dexamethasone to achieve complete response in overall time period (74% vs. 67%, p=0.01) and rates of no nausea was 75% vs. 69%, p=0.2).⁴² These data reflects that controlling of delayed phase emesis and

nausea remains a significant challenge even with triple therapy. Currently available major RCTs exploring prevention of CINV in patients receiving HEC reported that rates of nausea were over 50%.³⁸⁻⁴⁰ So far, many studies documented the proven beneficial effect of olanzapine for preventing CINV.^{20-22,24-26,33,34}

In this meta-analysis, we have presented the pooled analysis of 13 RCTs (n=1686) data evaluating the effect of olanzapine in prevention of CINV and hence, the largest meta-analysis so far available in literature. The pooled analysis of this meta-analysis found that olanzapine

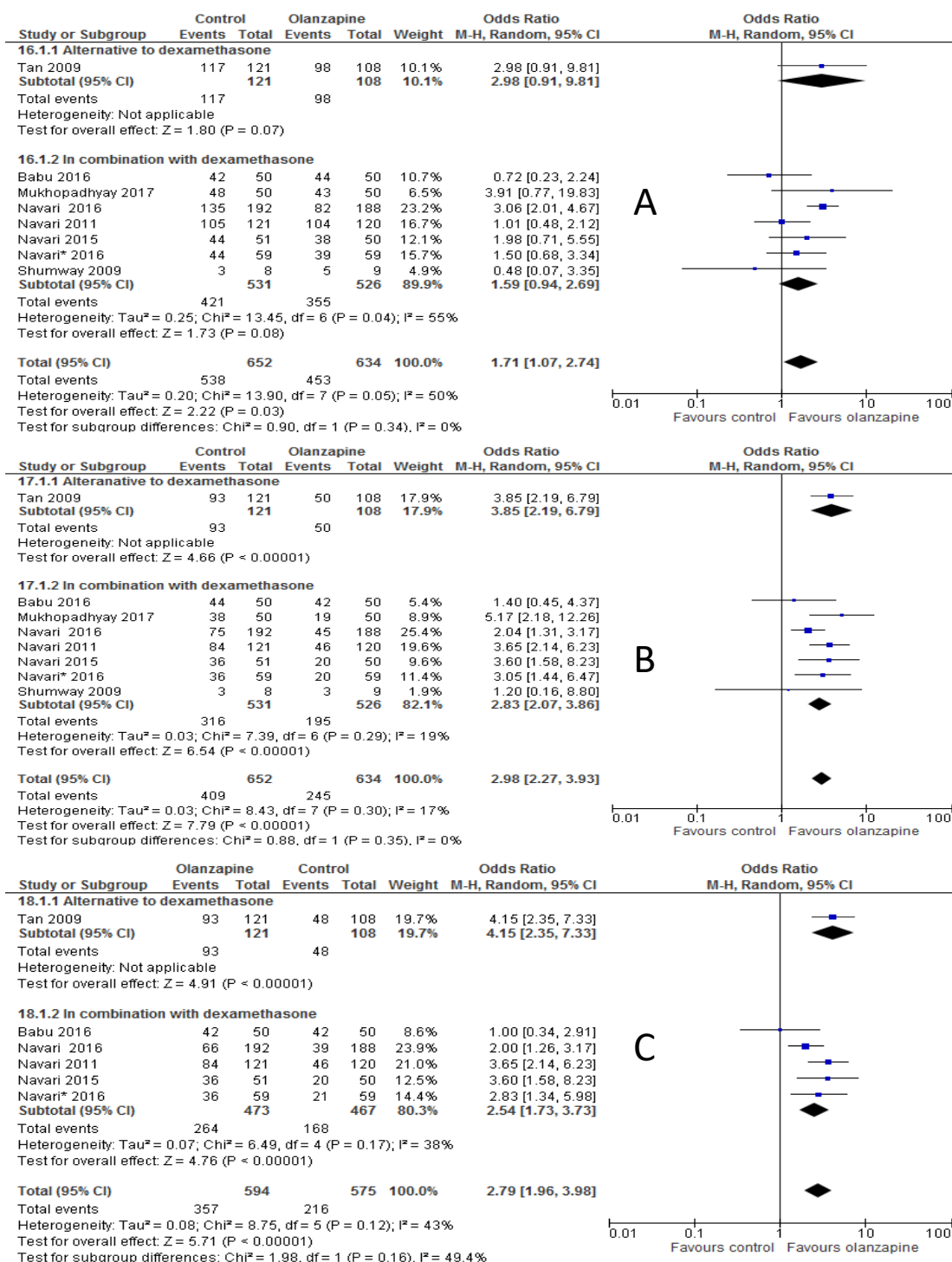


Figure 7. Forest plot of efficacy of olanzapine containing regimen compared to standard regimen in preventing CTINV in combination or as alternative to dexamethasone A) No nausea in acute phase B) No nausea in delayed phase C) No nausea in overall phase. M-H, Mantel-Haenszel; CI, confidence interval

containing regimen is statistically superior to non-olanzapine regimen in preventing CINV in 13 of the 24 analyzed efficacy parameters (Table 1). The incidences of no vomiting in olanzapine versus non-olanzapine group were 87.5% vs. 76.2%, 73.6% vs. 61.8%, and 73.6% vs. 56.4% in acute, delayed and overall phases, respectively. Similarly the incidences of no nausea were 82.7% vs. 71.3%, 64.3% vs. 41.8%, and 61.6% vs. 40.6% in acute, delayed and overall phases, respectively. The bottom line is that

olanzapine containing regimen is statistically superior to non-olanzapine regimen in preventing CINV in all endpoints and phases, the result consistent with the findings of Wang and Chiu.^{33,34} Our meta-analysis also showed that olanzapine containing regimen is clinically superior to non-olanzapine regimen in preventing CINV in 14 out of 24 parameters (Table 2), a criteria set by MASCC/ESMO of >10% threshold.³⁶ This is a result also consistent with the result from Chiu et al.³⁴

Table 1. Summary efficacy endpoints of olanzapine compared to non-olanzapine regimen in preventing chemotherapy induced nausea and vomiting OR[95%CI]			
Outcomes	Overall	Subgroup: Olanzapine as alternative or in combination with NK-1 antagonist	Subgroup: Olanzapine as alternative or in combination with dexamethasone
No vomiting in acute phase	2.16[1.60, 2.91] p<0.00001	Alternative to NK-1antagonist: 1.69 [0.93, 3.06] p=0.08 In combination with NK-1 antagonist: 2.70 [1.70, 4.28] p<0.0001	Alternative to dexa: 3.19 [0.63, 16.12] p=0.16 In combination with dexa: 2.03 [1.34, 3.08] p=0.0009
No vomiting in delayed phase	2.28[1.46, 3.54] p=0.0003	Alternative to NK-1antagonist: 1.19 [0.811, 1.74] p=0.38 In combination with NK-1 antagonist: 3.32 [0.33, 32.90] p=0.31	Alternative to dexa: 3.83 [1.81, 8.12] p=0.0005 In combination with dexa: 1.67 [0.96, 2.90] p=0.07
No vomiting in overall phase	2.480[1.59, 3.86] p<0.0001	Alternative to NK-1antagonist: 1.14 [0.78, 1.65] p=0.50 In combination with NK-1 antagonist: 4.21 [0.475, 37.86] p=0.20	Alternative to dexa: 5.11 [2.20, 11.44] p<0.0001 In combination with dexa: 1.74 [0.97, 3.11] p=0.06
No nausea in acute phase	1.68[1.11, 2.55] p=0.01	Alternative NK-1 antagonist: 1.27 [0.80, 2.03] p=0.31 In combination with NK-1 antagonist: NA	Alternative to dexa: NA In combination with dexa: 1.59 [0.94, 2.69] p=0.08
No nausea in delayed phase	2.827[2.13, 3.74] p<0.00001	Alternative NK-1antagonist: 3.34 [2.29, 4.88] p<0.00001 In combination with NK-1 antagonist: NA	Alternative to dexa: NA In combination with dexa: 2.83 [2.07, 3.86] p<0.00001
No nausea in overall phase	2.57[1.82, 3.65] p<0.00001	Alternative NK-1antagonist: 3.47 [2.36,5.10] p<0.00001 In combination with NK-1 antagonist: NA	Alternative to dexa: NA In combination with dexa: 2.54 [1.73, 3.73] p<0.00001

OR: odds ratio; CI: confidence interval; NA: not enough randomized clinical to pool the results (< 2); NK-1: neurokinin-1; dexa: dexamethasone

The subgroup analysis based on whether olanzapine used as alternative to NK-1 antagonists or in combination was conducted. The results of the analysis showed that olanzapine in combination with NK-1 antagonist was statistically superior to the use of it as an alternative in preventing acute vomiting, but not in preventing vomiting in delayed and overall phases. Olanzapine as alternative to NK-1 antagonist showed statistically superior in preventing nausea in delayed and overall phases, but not in acute phase. On one hand, olanzapine in combination with NK-1 antagonist showed clinical superiority in all phases of emesis, the criteria set by MASCC and ESMO which stated that the absolute risk benefit should be greater than 10% if clinical superiority should be anticipated. On the other hand, olanzapine showed clinical superiority when used as alternative to NK-1 antagonist in preventing nausea in delayed and overall phases, but not in acute phase. It should be noticed here that there was only one study that compared the combination of olanzapine in preventing nausea as end point and therefore subgroup analysis was not possible. The bottom line is that there still remaining gap whether olanzapine used as alternative or in combination. Therefore, there is a need of clarification whether olanzapine be effective in combination with NK-1 antagonist or as alternative.

Another subgroup analysis revealed that olanzapine in combination or as alternative to dexamethasone showed mixed results. The use of combination of olanzapine with dexamethasone is statistically superior to use of olanzapine as alternative to dexamethasone in preventing acute vomiting, delayed nausea and overall phase of nausea. On the other hand, olanzapine used as alternative to dexamethasone showed statistical superiority in preventing vomiting in delayed and overall phases. However, close observation of the clinical outcomes showed that either in

combination with dexamethasone or used as alternative, olanzapine showed clinical superiority in preventing vomiting in delayed, and overall phases, but not in acute phase of vomiting (Table 2). Furthermore, olanzapine in combination with dexamethasone is clinically superior in preventing nausea in delayed and overall phases. These in turns endorse the fact that statistical significance doesn't mean clinical significance. The clinical significance shown by combination of olanzapine with dexamethasone seems to suggest that some of the effects of olanzapine may have been attributed to the presence of dexamethasone. However, these results were based on comparison of cohort of studies consisting of 7 studies (n=1,057) when olanzapine with dexamethasone compared only with three cohort studies (n=365) when olanzapine used as alternative to dexamethasone. Therefore, this indicated that there need to explore the use of olanzapine without dexamethasone in well-designed large study to see whether olanzapine can be used as single agent in the prophylaxis setting.

The most common side effects of olanzapine so far reported include Somnolence, dizziness and hyperglycemia.^{20,24,43} Based on personal experience and small sample analysis (n=104), Chiu et al.³⁴ suggested to use 5 mg olanzapine for the prevention of CINV because there can be a possible potential for increasing in side effects of olanzapine with increasing dose. As the suggestion was based on small sample size, we have to wait for the conclusion till a double-blind randomized Phase II study of olanzapine 10 mg versus 5 mg by Nagashima et al.⁴⁴ for emesis induced by highly emetogenic chemotherapy completed.

Table 2. Absolute risk difference between olanzapine and non-olanzapine regimen in preventing chemotherapy induced nausea and vomiting

Outcomes	RD (%) [95% CI]	P- for overall effect	Test for heterogeneity	MASCC/ESMO
Vomiting				
No vomiting in acute phase (overall)	9[4-14]	p=0.0003	p=0.02, 53%	No
No vomiting in delayed phase (overall)	17[8-26]	p=0.0002	p<0.00001, 77%	Yes
No vomiting in overall phase (overall)	20[10-29]	p<0.0001	p<0.00001, 80%	Yes
No vomiting in acute phase	Alternative to NK-1 antagonist: 7 [2-12]	p=0.007	p=0.45, 0%	No
	In combination with NK-1 antagonist: 18 [10-25]	p<0.00001	p=0.54, 0%	Yes
No vomiting in delayed phase	Alternative to NK-1 antagonist: 3[0-10]	p=0.39	p=1.0, 0%	No
	In combination with NK-1antagonist: 17 [0-34]	p=0.6	P=0.11, 61%	Yes
No vomiting in overall phase	As alternative to NK-1antagonist: 2 [5-9]	p=0.53	p=0.98, 0%	No
	In combination with NK-1antagonist: 22 [8-36]	p=0.002	p=18, 44%	Yes
No vomiting in acute phase	Alternative to dexamethasone: 9 [2-19]	p=0.13	0.52, 67%	No
	In combination with dexamethasone: 8 [2-14]	p=0.09	0.07, 49%	No
No vomiting in delayed phase	Alternative to dexamethasone: 24 [13-35]	p<0.0001	p=0.21, 36%	Yes
	In combination with dexamethasone: 12 [2-26]	p=0.09	p<0.00001, 81%	Yes
No vomiting in overall phase	Alternative to dexamethasone: 33 [161-49]	p<0.0001	p=0.01, 72%	Yes
	In combination with dexamethasone: 13 [2-27]	p=0.09	p<0.00001, 84%	Yes
Nausea				
No nausea in acute phase (overall)	8[1-15]	p=0.03	p=0.002, 67%	No
No nausea in delayed phase (overall)	22[13- 30]	p<0.00001	p=0.004, 64%	Yes
No nausea in overall phase (overall)	20[10-30]	p<0.0001	p=0.002, 72%	Yes
No nausea in acute phase	Alternative to NK-1antagonist: 3 [4-10]	p=0.31	p=0.53, 0%	No
	In combination with NK-1: NA	NA	NA	Na
No nausea in delayed phase	Alternative to NK-1antagonist: 29 [121-38]	p<0.00001	p=0.75, 0%	Yes
	In combination with NK-1antagonist: NA	NA	NA	Na
No nausea in overall phase	Alternative to NK-1 antagonist: 30 [21-39]	p<0.00001	p=0.93, 0%	Yes
	In combination with NK-1 antagonist	NA	NA	Na
No nausea in acute phase	Alternative to NA	NA	NA	Na
	In combination with dexamethasone: 8 [2-18]	p=0.13	p=0.0006, 74%	No
No nausea in delayed phase	Alternative to dexamethasone: NA	NA	NA	Na
	In combination With dexamethasone: 23 [13-32]	p<0.00001	p=0.01, 63%	Yes
No nausea in overall phase	Alternative to NA	NA	NA	Na
	In combination with dexamethasone: 20 [8-31]	p=0.0008	p=0.006, 72%	Yes

RD: Risk difference; CI: confidence interval; NA: not enough randomized clinical to pool the results (< 2); NK-1: neurokinin-1; dexamethasone

The strength of our study includes a rigorous search of several databases and other sources to identify eligible RCTs. To our knowledge this is the largest meta-analysis in current literature (n=1,686 participants) and therefore, more informative than the previous studies. Other specific issues addressed in this work that the previous meta-analyses failed to address were the analysis of whether olanzapine should be used with or as alternative to either NK-1 antagonist or dexamethasone. The comparison of current study and previous two meta-analyses was shown in Table 3. Although, this meta-analysis is the largest study published in the literature currently, the results should be interpreted in caution. First, 2 of the 11 studies were available as conference abstract and therefore, lacked full methodology.^{22,23} Consequently, we could not do quality assessment for trail bias. This might be contributed for the heterogeneity of some of the endpoint parameters. Second, due to lack of data, we couldn't do subgroup analysis in no nausea endpoints as many as in no vomiting endpoints. Therefore, the effect of olanzapine in preventing nausea could be underestimated. Third, due to lack of additional trail since the work of Chiu and colleagues³⁴, we

are an able to do meta-analysis on effect of olanzapine on breakthrough CINV. Finally, it was not possible to do meta-analysis on safety endpoints as some of the trials reported MD Anderson symptom Inventory (MDASI) score and the others reported as either not important or not reported it all. Hence, it is mandatory to do well design trial to assess the safety profile of olanzapine in preventing and treatment of CINV.

CONCLUSIONS

Olanzapine containing regimen was both statistically and clinically superior to non-olanzapine regimen in preventing CINV in patients receiving highly emetogenic or moderately emetogenic chemotherapy. It remained vague whether olanzapine should be used with NK-1 antagonist or as alternative. Therefore, it is uncertain whether these results will change the current standards of antiemetic practice. The weight is towards use of combination of olanzapine with dexamethasone until convincing evidence will be available. In general, it seems that there is paucity of strong evidence to change the current practice of antiemetic therapy in preventing VINV. Hence, we recommend large

Table 3. comparison of this study with other previously meta-analysis

Features	Current study	Wang ³³	Chiu ³⁴
Studies included	13 RCTs	6 RCTs	10 RCTs
Sample size	1686	726	1082
Findings	Olanzapine is effective in most of the endpoints analyzed compared to other standard antiemetic	Olanzapine was effective compared to other antiemetic therapy	Olanzapine was more effective than other standard antiemetic
In combination or as alternative to NK-1 antagonist	Not clear yet: it is uncertain whether these results will change the current standards of antiemetic practice	Not analyzed	Not analyzed
In combination or as alternative to dexamethasone	The weight is towards use of combination until convincing evidence will be available	Not analyzed	Not analyzed

Abbreviation: RCTs, randomized controlled trials; NK-1, neurokinin-1; dexamethasone

RCT or cohort study that identifies the use of olanzapine in steady or in combination of NK-1 antagonists with economical evaluation.

FUNDING

No funding was received for the preparation of this manuscript.

CONFLICT OF INTEREST

The authors have no conflict of interests declare. We have full control of all primary data and agree to allow the journal to review the data if requested.

References

- Rao KV, Faso A. Chemotherapy-induced nausea and vomiting: optimizing prevention and management. *Am Health Drug Benefits*. 2012;5(4):232-240.
- Bloechl-Daum B, Deuson RR, Mavros P, Hansen M, Herrstedt J. Delayed nausea and vomiting continue to reduce patients' quality of life after highly and moderately emetogenic chemotherapy despite antiemetic treatment. *J Clin Oncol*. 2006;24(27):4472-4478.
- Hesketh PJ, Bohlke K, Lyman GH, Basch E, Chesney M, Clark-Snow RA, Danso MA, Jordan K, Somerfield MR, Kris MG; American Society of Clinical Oncology. Antiemetics: American Society of Clinical Oncology focused guideline update. *J Clin Oncol*. 2016;34(4):381-386. doi: [10.1200/JCO.2015.64.3635](https://doi.org/10.1200/JCO.2015.64.3635)
- Schwartzberg LS. Highlights in CINV From the 2016 MASCC/ISOO Annual Meeting. *Clin Adv Hematol Oncol*. 2016;14(Suppl 10(8)):20-23.
- Takahashi T, Hoshi E, Takagi M, Katsumata N, Kawahara M, Eguchi K. Multicenter, phase II, placebo-controlled, double-blind, randomized study of aprepitant in Japanese patients receiving high-dose cisplatin. *Cancer Sci*. 2010;101(11):2455-2461. doi: [10.1111/j.1349-7006.2010.01689.x](https://doi.org/10.1111/j.1349-7006.2010.01689.x)
- Pirl WF, Roth AJ. Remission of chemotherapy-induced emesis with concurrent olanzapine treatment: a case report. *Psychooncology*. 2000 Jan-Feb;9(1):84-87.
- Jordan K, Jahn F, Aapro M. Recent developments in the prevention of chemotherapy-induced nausea and vomiting (CINV): a comprehensive review. *Ann Oncol*. 2015;26(6):1081-1090. doi: [10.1093/annonc/mdv138](https://doi.org/10.1093/annonc/mdv138)
- Bymaster FP, Calligaro DO, Falcone JF, Marsh RD, Moore NA, Tye NC, Seeman P, Wong DT. Radioreceptor binding profile of the atypical antipsychotic olanzapine. *Neuropsychopharmacology*. 1996;14(2):87-96. doi: [10.1016/0893-133X\(94\)00129-N](https://doi.org/10.1016/0893-133X(94)00129-N)
- Hesketh PJ. Chemotherapy-induced nausea and vomiting. *N Engl J Med*. 2008;358(23):2482-2494. doi: [10.1056/NEJMra0706547](https://doi.org/10.1056/NEJMra0706547)
- Park S, Choi C, Kwon M, Tae J, Kim H. A phase II trial of palonosetron and olanzapine without dexamethasone for the prevention of chemotherapy-induced nausea and vomiting. *Supp Care Canc*. 2015;23(Suppl 1):S147.
- Navari RM, Einhorn LH, Passik SD, Loehrer PJ Sr, Johnson C, Mayer ML, McClean J, Vinson J, Pletcher W. A phase II trial of olanzapine for the prevention of chemotherapy-induced nausea and vomiting: a Hoosier Oncology Group study. *Support Care Cancer*. 2005 Jul;13(7):529-34. doi: [10.1007/s00520-004-0755-6](https://doi.org/10.1007/s00520-004-0755-6)
- Passik SD, Navari RM, Jung SH, Nagy C, Vinson J, Kirsh KL, Loehrer P. A phase I trial of olanzapine (Zyprexa) for the prevention of delayed emesis in cancer patients: a Hoosier Oncology Group study. *Cancer Invest*. 2004;22(3):383-388.
- Passik SD, Lundberg J, Kirsh KL, Theobald D, Donaghy K, Holtsclaw E, Cooper M, Dugan W. A pilot exploration of the antiemetic activity of olanzapine for the relief of nausea in patients with advanced cancer and pain. *J Pain Symptom Manage*. 2002;23(6):526-532.
- Chow R, Chiu L, Navari R, Passik S, Chiu N, Popovic M, Lam H, Pasetka M, Chow E, DeAngelis C. Efficacy and safety of olanzapine for the prophylaxis of chemotherapy-induced nausea and vomiting (CINV) as reported in phase I and II studies: a systematic review. *Support Care Cancer*. 2016;24(2):1001-1008. doi: [10.1007/s00520-015-3000-6](https://doi.org/10.1007/s00520-015-3000-6)
- Passik SD, Kirsh KL, Theobald DE, Dickerson P, Trowbridge R, Gray D, Beaver M, Comparet J, Brown J. A retrospective chart review of the use of olanzapine for the prevention of delayed emesis in cancer patients. *J Pain Symptom Manage*. 2003;25(5):485-488.
- Vig S, Seibert L, Green MR. Olanzapine is effective for refractory chemotherapy-induced nausea and vomiting irrespective of chemotherapy emetogenicity. *J Cancer Res Clin Oncol*. 2014;140(1):77-82. doi: [10.1007/s00432-013-1540-z](https://doi.org/10.1007/s00432-013-1540-z)

17. Flank J, Thackray J, Nielson D, August A, Schechter T, Alexander S, Sung L, Dupuis LL. Olanzapine for treatment and prevention of acute chemotherapy-induced vomiting in children: a retrospective, multi-center review. *Pediatr Blood Cancer*. 2015;62(3):496-501. doi: [10.1002/pbc.25286](https://doi.org/10.1002/pbc.25286)
18. Chiu L, Chiu N, Chow R, Zhang L, Pasetka M, Stinson J, Lechner B, Pulenzas N, Verma S, Chow E, DeAngelis C. Olanzapine for the prophylaxis and rescue of chemotherapy-induced nausea and vomiting (CINV): a retrospective study. *Ann Palliat Med*. 2016;5(3):172-178. doi: [10.21037/apm.2016.04.05](https://doi.org/10.21037/apm.2016.04.05)
19. Abe M, Hirashima Y, Kasamatsu Y, Kado N, Komeda S, Kuji S, Tanaka A, Takahashi N, Takekuma M, Hihara H, Ichikawa Y, Itonaga Y, Hirakawa T, Nasu K, Miyagi K, Murakami J, Ito K. Efficacy and safety of olanzapine combined with aprepitant, palonosetron, and dexamethasone for preventing nausea and vomiting induced by cisplatin-based chemotherapy in gynecological cancer: KCOG-G1301 phase II trial. *Support Care Cancer*. 2016;24(2):675-682. doi: [10.1007/s00520-015-2829-z](https://doi.org/10.1007/s00520-015-2829-z)
20. Navari R, Nagy C, Le-Rademacher J, Loprinzi C. Olanzapine versus fosaprepitant for the prevention of concurrent chemotherapy radiotherapy-induced nausea and vomiting. *J Community Support Oncol*. 2016;14(4):141-147. doi: [10.12788/jcso.0245](https://doi.org/10.12788/jcso.0245)
21. Navari RM, Gray SE, Kerr AC. Olanzapine versus aprepitant for the prevention of chemotherapy-induced nausea and vomiting: a randomized phase III trial. *J Support Oncol*. 2011;9(5):188-195. doi: [10.1016/j.suponc.2011.05.002](https://doi.org/10.1016/j.suponc.2011.05.002)
22. Navari RM, Nagy CK, editors. Olanzapine versus fosaprepitant for the prevention of nausea and vomiting in patients receiving concurrent chemoradiation treatment. ASCO Annual Meeting Proceedings; 2015. <http://meetinglibrary.asco.org/content/143945-156> (accessed on 27 February 2017).
23. Shumway N, Terrazzino S, Jones C, editors. A randomized pilot study comparing aprepitant to olanzapine for treatment of chemotherapy-induced nausea and vomiting. ASCO Annual Meeting Proceedings; 2009. <http://meetinglibrary.asco.org/content/30941-65> (accessed on 26 February 2017).
24. Tan L, Liu J, Liu X, Chen J, Yan Z, Yang H, Zhang D. Clinical research of Olanzapine for prevention of chemotherapy-induced nausea and vomiting. *J Exp Clin Cancer Res*. 2009;28:131. doi: [10.1186/1756-9966-28-131](https://doi.org/10.1186/1756-9966-28-131)
25. Wang X, Wang L. Effectiveness of olanzapine in prevention of chemotherapy-induced nausea and vomiting. *Clin J Clinicians (Electronic Edition)*. 2012;6:7406-7407.
26. Wang X, Wang L, Wang H, Zhang H. Effectiveness of olanzapine combined with ondansetron in prevention of chemotherapy-induced nausea and vomiting of non-small cell lung cancer. *Cell Biochem Biophys*. 2015;72(2):471-473. doi: [10.1007/s12013-014-0489-0](https://doi.org/10.1007/s12013-014-0489-0)
27. Lu Y, Liu W, Du Y, Wang L. [Antiemetic effect of low dose olanzapine in solid tumor chemotherapy]. *Chin J Cancer Prev Treat*. 2013;20(7):544-554.
28. Mao W, Peng L. Clinical observation of Olanzapine combined with Granisetrom and Hexadecadrol prevent nausea vomit induced by chemoradiotherapy. *Chin J Med Guid*. 2011;13:452-454.
29. Mizukami N, Yamauchi M, Koike K, Watanabe A, Ichihara K, Masumori N, Yamakage M. Olanzapine for the prevention of chemotherapy-induced nausea and vomiting in patients receiving highly or moderately emetogenic chemotherapy: a randomized, double-blind, placebo-controlled study. *J Pain Symptom Manage*. 2014;47(3):542-550. doi: [10.1016/j.jpainsymman.2013.05.003](https://doi.org/10.1016/j.jpainsymman.2013.05.003)
30. Mukhopadhyay S, Kwatra G, Alice KP, Badyal D. Role of olanzapine in chemotherapy-induced nausea and vomiting on platinum-based chemotherapy patients: a randomized controlled study. *Support Care Cancer*. 2017;25(1):145-154
31. Babu G, Saldanha SC, Kuntegowdanahalli Chinnagiriappa L, Jacob LA, Mallekavu SB, Dasappa L, Kiran PR, Sreevatsa A, Appachu S, Unnikrishnan V, Arroju V. The efficacy, safety, and cost benefit of olanzapine versus aprepitant in highly emetogenic chemotherapy: a pilot study from South India. *Chemother Res Pract*. 2016;2016:3439707. doi: [10.1155/2016/3439707](https://doi.org/10.1155/2016/3439707)
32. Navari RM, Aapro M. Antiemetic Prophylaxis for Chemotherapy-Induced Nausea and Vomiting. *N Engl J Med*. 2016;374(14):1356-1367. doi: [10.1056/NEJMra1515442](https://doi.org/10.1056/NEJMra1515442)
33. Wang XF, Feng Y, Chen Y, Gao BL, Han BH. A meta-analysis of olanzapine for the prevention of chemotherapy-induced nausea and vomiting. *Sci Rep*. 2014;4:4813. doi: [10.1038/srep04813](https://doi.org/10.1038/srep04813)
34. Chiu L, Chow R, Popovic M, Navari RM, Shumway NM, Chiu N, Lam H, Milakovic M, Pasetka M, Vuong S, Chow E, DeAngelis C. Efficacy of olanzapine for the prophylaxis and rescue of chemotherapy-induced nausea and vomiting (CINV): a systematic review and meta-analysis. *Support Care Cancer*. 2016;24(5):2381-2392. doi: [10.1007/s00520-016-3075-8](https://doi.org/10.1007/s00520-016-3075-8)
35. Liberati A, Altman DG, Tetzlaff J, Mulrow C, Gøtzsche PC, Ioannidis JP, Clarke M, Devereaux PJ, Kleijnen J, Moher D. The PRISMA statement for reporting systematic reviews and meta-analyses of studies that evaluate health care interventions: explanation and elaboration. *PLoS Med*. 2009;6(7):e1000100. doi: [10.1371/journal.pmed.1000100](https://doi.org/10.1371/journal.pmed.1000100)
36. Roila F, Herrstedt J, Aapro M, Gralla RJ, Einhorn LH, Ballatori E, Bria E, Clark-Snow RA, Espersen BT, Feyer P, Grunberg SM, Hesketh PJ, Jordan K, Kris MG, Maranzano E, Molassiotis A, Morrow G, Olver I, Rapoport BL, Rittenberg C, Saito M, Tonato M, Warr D; ESMO/MASCC Guidelines Working Group. Guideline update for MASCC and ESMO in the prevention of chemotherapy- and radiotherapy-induced nausea and vomiting: results of the Perugia consensus conference. *Ann Oncol*. 2010;21(Suppl 5):v232-v243. doi: [10.1093/annonc/mdq194](https://doi.org/10.1093/annonc/mdq194)
37. Goodin S, Cunningham R. 5-HT3-receptor antagonists for the treatment of nausea and vomiting: a reappraisal of their side-effect profile. *Oncologist*. 2002;7(5):424-436.
38. Hesketh PJ, Grunberg SM, Gralla RJ, Warr DG, Roila F, de Wit R, Chawla SP, Carides AD, Ianus J, Elmer ME, Evans JK, Beck K, Reines S, Horgan KJ; Aprepitant Protocol 052 Study Group. The oral neurokinin-1 antagonist aprepitant for the prevention of chemotherapy-induced nausea and vomiting: a multinational, randomized, double-blind, placebo-controlled trial in patients receiving high-dose cisplatin—the Aprepitant Protocol 052 Study Group. *J Clin Oncol*. 2003;21(22):4112-4119.

39. Poli-Bigelli S, Rodrigues-Pereira J, Carides AD, Julie Ma G, Eldridge K, Hipple A, Evans JK, Horgan KJ, Lawson F; Aprepitant Protocol 054 Study Group. Addition of the neurokinin 1 receptor antagonist aprepitant to standard antiemetic therapy improves control of chemotherapy-induced nausea and vomiting. *Cancer*. 2003;97(12):3090-3098.
40. Schmoll HJ, Apro MS, Poli-Bigelli S, Kim HK, Park K, Jordan K, von Pawel J, Giezek H, Ahmed T, Chan CY. Comparison of an aprepitant regimen with a multiple-day ondansetron regimen, both with dexamethasone, for antiemetic efficacy in high-dose cisplatin treatment. *Ann Oncol*. 2006;17(6):1000-1006.
41. Saito M, Aogi K, Sekine I, Yoshizawa H, Yanagita Y, Sakai H, Inoue K, Kitagawa C, Ogura T, Mitsuhashi S. Palonosetron plus dexamethasone versus granisetron plus dexamethasone for prevention of nausea and vomiting during chemotherapy: a double-blind, double-dummy, randomised, comparative phase III trial. *Lancet Oncol*. 2009;10(2):115-124. doi: [10.1016/S1470-2045\(08\)70313-9](https://doi.org/10.1016/S1470-2045(08)70313-9)
42. Apro M, Rugo H, Rossi G, Rizzi G, Borroni ME, Bondarenko I, Sarosiek T, Oprean C, Cardona-Huerta S, Lorusso V, Karthaus M, Schwartzberg L, Grunberg S. A randomized phase III study evaluating the efficacy and safety of NEPA, a fixed-dose combination of netupitant and palonosetron, for prevention of chemotherapy-induced nausea and vomiting following moderately emetogenic chemotherapy. *Ann Oncol*. 2014;25(7):1328-1333. doi: [10.1093/annonc/mdu101](https://doi.org/10.1093/annonc/mdu101)
43. Maeda A, Ura T, Asano C, Haegawa I, Nomura M, Komori A, Narita Y, Taniguchi H, Kadowaki S, Muro K, Horio Y, Yoshida T, Oze I, Kajita M, Mizutani A. A phase II trial of prophylactic olanzapine combined with palonosetron and dexamethasone for preventing nausea and vomiting induced by cisplatin. *Asia Pac J Clin Oncol*. 2016;12(3):254-258. doi: [10.1111/ajco.12489](https://doi.org/10.1111/ajco.12489)
44. Nagashima K, Iwasa S, Yanai T, Hashimoto H, Suzuki K, Ohyanagi F, Shimada Y, Yamamoto N. A double-blind randomized Phase II study of olanzapine 10 mg versus 5 mg for emesis induced by highly emetogenic chemotherapy. *Jpn J Clin Oncol*. 2015;45(2):229-231. doi: [10.1093/jco/hyu191](https://doi.org/10.1093/jco/hyu191)