



Cite this: *RSC Adv.*, 2018, 8, 16378

Received 6th March 2018
Accepted 27th April 2018

DOI: 10.1039/c8ra01974f

rsc.li/rsc-advances

Copper-catalyzed C–H acyloxylation of 2-phenylpyridine using oxygen as the oxidant†

Feifan Wang, Zhiyang Lin, Weisheng Yu, Qingdong Hu, Chao Shu and Wu Zhang *

An efficient copper-catalyzed direct *o*-acyloxylation of 2-phenylpyridine with carboxylic acids using oxygen as the oxidant has been developed. Various acids including aromatic acids, cinnamic acids and aliphatic acids are effective acyloxylation reagents and provide the desired products in moderate to excellent yields. The reaction proceeds well under an oxygen atmosphere, making this method potentially practical.

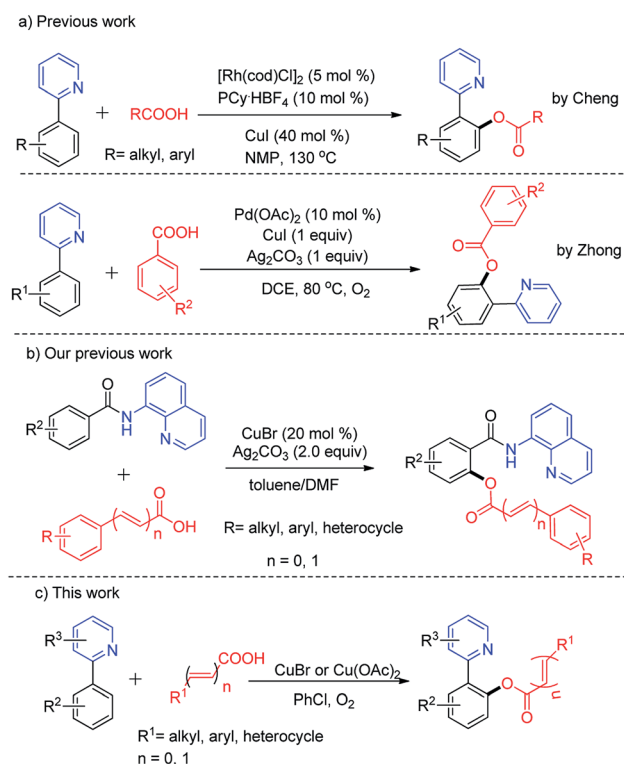
Introduction

Transition-metal-catalyzed or -mediated C–H transformations have been widely used to synthesize many multifunctional molecules as a straightforward and atom economic method.¹ The directing group assisted C–H bond activation and dehydrogenative cross-coupling are the most facile methods that have gained considerable attention over traditional cross-coupling methods.^{2,6a} Copper complexes or salts have received increased attention as highly efficient catalysts to promote direct C–H bond functionalization for the construction of C–X, C–O, C–S and C–N bonds due to their abundance and low cost and toxicity over the past decades.^{3–5}

Accordingly, the importance of ester functionality in natural products, pharmaceuticals and functional materials has prompted chemists to investigate the development of regioselective C–O bond formation *via* C–H bond activation under transition metal catalysis. Recently, 2-phenylpyridine was elegantly identified as a versatile auxiliary in C–H transformations.⁶ And a number of *o*-benzoylation protocols of 2-phenylpyridine have been developed with various acyloxyl sources such as benzyl alcohols or benzyl amines,^{7a} anhydrides,^{7b} sodium carboxylates,^{7c} carboxylic acid,^{7d,e} benzylic ethers,^{7f} acyl chlorides,^{7g} amides,^{7h} aldehydes or methylarenes,⁷ⁱ aryl alkenes and alkynes.^{7j} Very recently, Li and co-workers reported Rh(III)-catalyzed direct acyloxylation of sp² C–H bonds with various carboxylic acids.⁸ Although various valuable acyloxyated products were obtained, the transformation still suffered from noble metal, and stoichiometric amount of silver oxidants. It would be ideal that this *o*-benzoylation can be achieved under the oxidation of oxygen, which is often used as

a clean terminal oxidant in copper-catalyzed reactions.⁹ Also, different oxidation states of copper (Cu(I), Cu(II), and Cu(III)) could be mutually converted with the assistance of O₂.¹⁰

Continuing our research efforts in the development of novel copper-catalyzed C–H acyloxylation,¹¹ we report now direct *o*-acyloxylation of 2-phenylpyridine with carboxylic acids including aromatic acids, cinnamic acids and aliphatic acids using oxygen as terminal oxidant with inexpensive copper catalysts, providing an operationally simple approach for the synthesis of benzoate (Scheme 1).

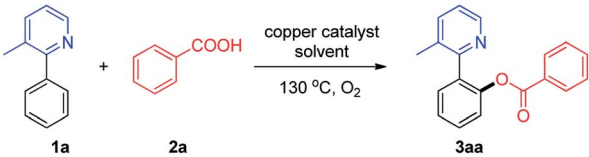


Scheme 1 Copper-catalyzed direct acyloxylation of C(sp²)-H bonds.

Key Laboratory of Functional Molecular Solids, Ministry of Education, Anhui Laboratory of Molecule-Based Materials, College of Chemistry and Materials Science, Anhui Normal University, Wuhu 241000, China. E-mail: zhangwu@mail.ahnu.edu.cn

† Electronic supplementary information (ESI) available: ¹H and ¹³C NMR spectra for ESI and details of instruments and experimental procedures. See DOI: 10.1039/c8ra01974f



Table 1 Optimization of the reaction conditions^a


Entry	Catalyst (mol%)	Solvent	Yield ^b (%)
1	Cu(OAc) ₂ ·H ₂ O (10)	PhCl	85
2	CuCl ₂ ·2H ₂ O (10)	PhCl	80
3	CuBr ₂ (10)	PhCl	53
4	CuSO ₄ ·5H ₂ O (10)	PhCl	45
5	Cu(OAc) ₂ (10)	PhCl	87
6	CuCl (10)	PhCl	80
7	CuBr (10)	PhCl	88
8	CuI (10)	PhCl	48
9	CuBr (5)	PhCl	68
10	CuBr (15)	PhCl	83
11	—	PhCl	NR
12	CuBr (10)	Toluene	38
13	CuBr (10)	DMF	57
14	CuBr (10)	DMSO	NR
15	CuBr (10)	1,2-DCB	73
16	CuBr (10)	THF	33
17	CuBr (10)	PhCl	70 ^c
18	CuBr (10)	PhCl	— ^d

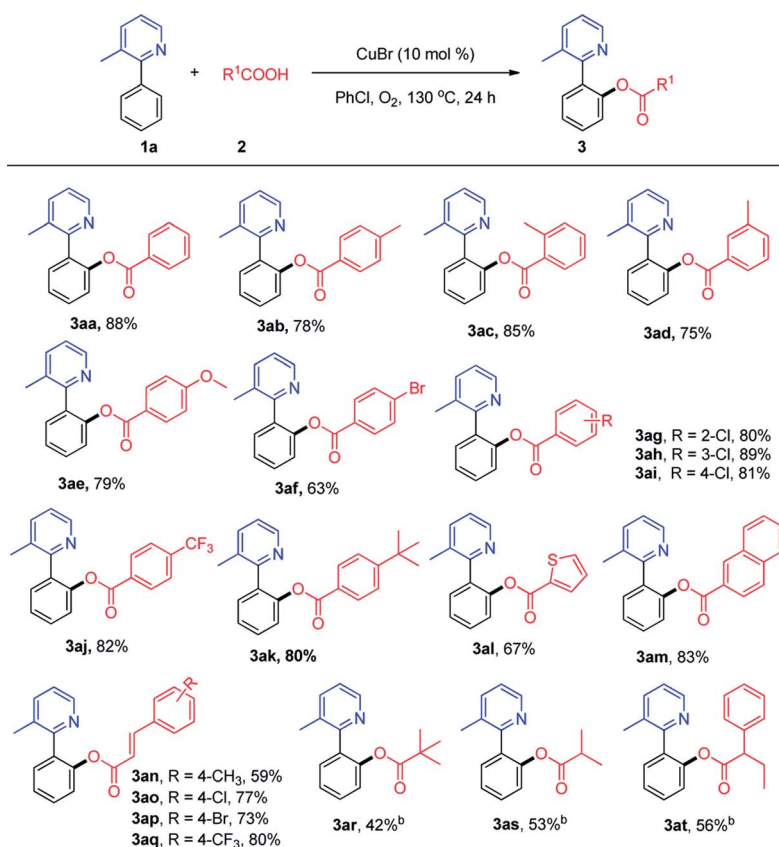
^a Reaction conditions: **1a** (0.2 mmol), **2a** (0.3 mmol), solvent (2 mL) under oxygen for 24 h. ^b Isolated yield. ^c Under air. ^d Under Ar.

Results and discussion

Initially, 3-methyl-2-phenylpyridine (**1a**, 1 equiv.) and benzoic acid (**2a**, 1.5 equiv.) were chosen as model substrates to establish the best reaction conditions. The catalytic activity of various copper sources, such as Cu(OAc)₂·H₂O, CuCl₂·2H₂O, CuBr₂, CuSO₄·5H₂O, Cu(OAc)₂, CuCl, CuBr, and CuI were investigated. Among them, CuBr was found to be superior and resulted in 88% yield (Table 1, entries 1–8). Decreasing the catalyst amount from 10 to 5 mol% resulted in the obvious decrease of the yield (Table 1, entry 9). In contrast, a little decrease of the yield was observed by increasing the catalyst loading to 15 mol% (Table 1, entry 10). The absence of copper catalyst fails to generate the desired products, which indicated that the copper catalyst played indispensable roles in this reaction (Table 1, entry 11). Then different solvents like toluene, benzene, DMSO, and DMF were screened, but they are not as effective as chlorobenzene (Table 1, entries 12–16).

This transformation also proceeded well under air, but the yield of **3aa** was slightly lower (Table 1, entry 17). In contrast, the reaction did not occur under argon, indicating that oxygen was effective oxidant in the reaction.

With the optimized conditions in hand, we investigated the substrate scope and generality of the copper-catalyzed C–H acyloxylation of 2-phenylpyridine with carboxylic acids. As shown in Scheme 2, a range of carboxylic acids were suitable for this reaction, including aromatic acids, cinnamic acids and



Scheme 2 *ortho*-Acyloxylation reaction of 3-methyl-2-phenylpyridine with acids. ^aReaction conditions: **1a** (0.2 mmol), **2** (0.3 mmol), PhCl (2 mL), 130 °C, 24 h. ^bCu(OAc)₂ (10 mol%).

aliphatic acids. In general, benzoic acid bearing electron-withdrawing groups exhibited higher reactivity than those bearing electron-donating groups. Although cinnamic acids and aliphatic acids exhibited lower reactivity than benzoic acids, moderate to good yields could be obtained and the result is superior to literature report using anhydrides as acyloxy source.^{7b} Gratifyingly, it was found that the *o*-acyloxylation of 3-methyl-2-phenylpyridine occurred with excellent levels of monosubstituted products, probably due to the steric hindrance. This protocol was compatible with a wide range of functional groups, such as alkyl, methoxy, chloro, bromo, aryl and trifluoromethyl groups.

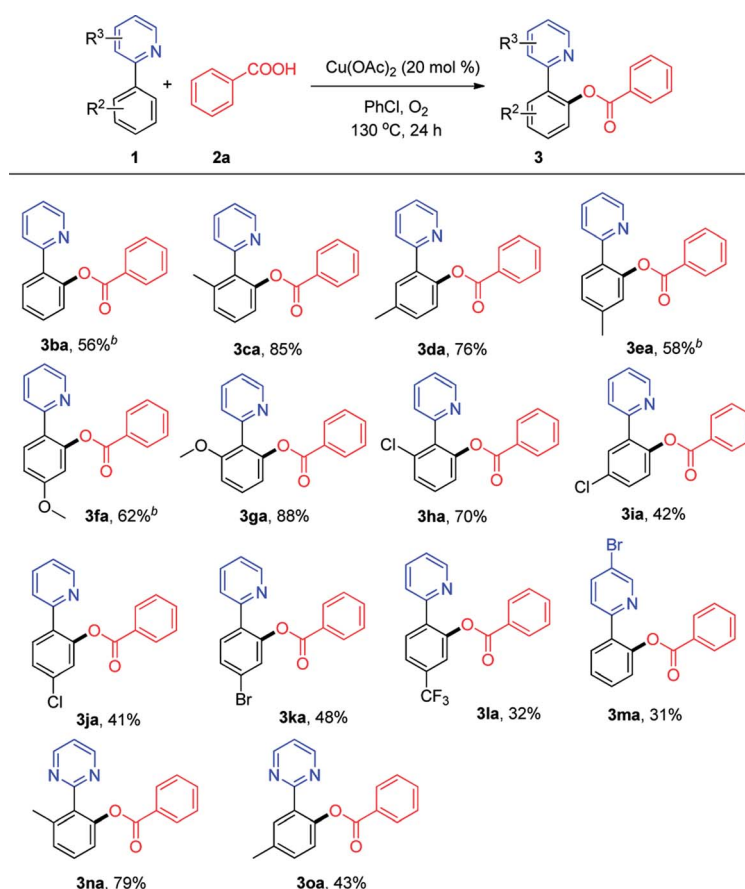
Then, we explored the viable substrate scope with variously decorated 2-arylpyridines (Scheme 3). 2-Phenylpyridine bearing a methyl group (**3ca**, **3da**, and **3ea**) in different positions reacted smoothly to afford the desired products in good yields. The methoxy and chloro groups at the *ortho*-position of the phenyl ring in 2-phenylpyridine did not exhibit a clear steric hindrance effect in this reaction (**3ga** and **3ha**).

Both electron-donating (OCH₃, **3fa**) and strong electron-withdrawing (CF₃, **3la**) functional groups on the phenyl ring of 2-phenylpyridine were well tolerated. We were pleased to find that the *o*-acyloxylation of 2-arylpyridines occurred with excellent levels of monoselectivity with methyl and chloro group at the *meta*-position (**3da** and **3ia**). A good yield could be obtained

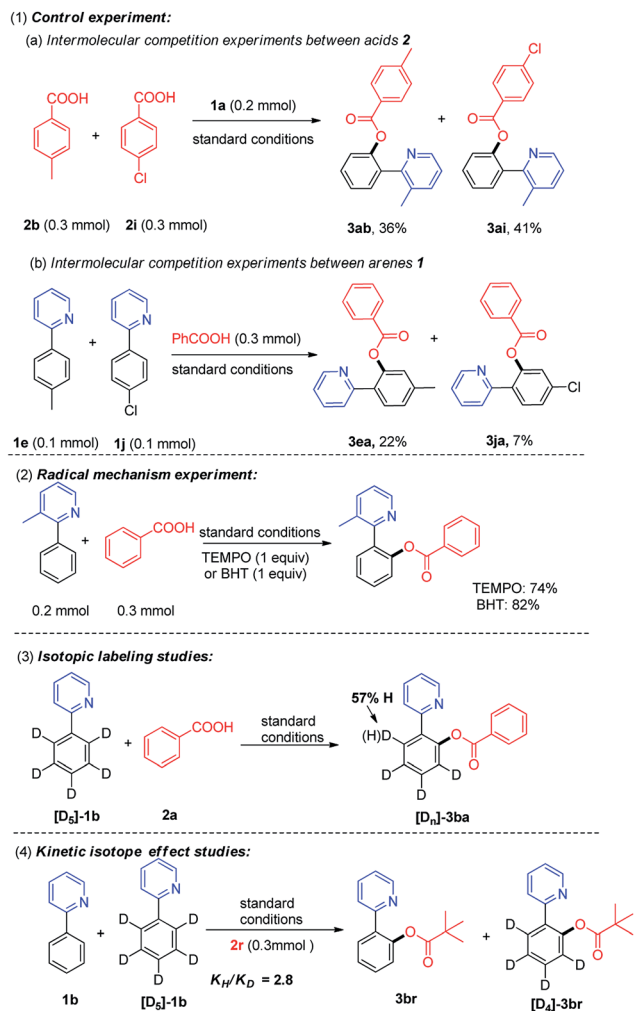
using a halogen-bearing substrate, which can be used for further transformation.

In a gram-scale experiment, a satisfactory yield of 81% was obtained in the model reaction. The present acyloxylation provides an efficient and cost-effective approach for the synthesis of benzoates.

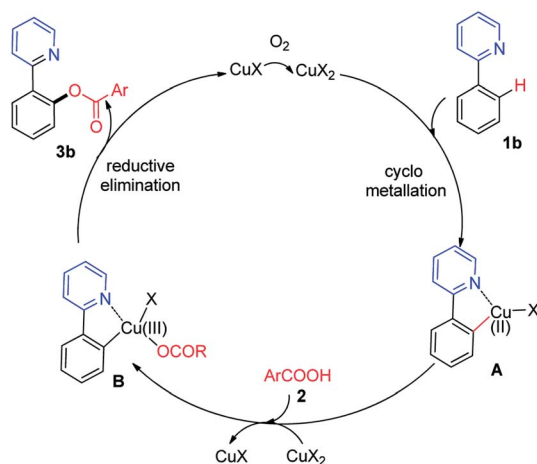
To gain insights on the reaction pathway of copper-catalyzed aerobic oxidative acyloxylation of 2-phenylpyridine with carboxylic acid, a series of experiments were carried out, as shown in Scheme 4. First, the intermolecular competition experiments between electronically differentiated substrates were conducted.¹² In the intermolecular competition reaction of 2-phenylpyridine with *p*-toluic acid and *p*-chlorobenzoic acid (**2b** and **2i**) under the optimized conditions, the products **3ab** and **3ai** were obtained in 36% and 41% yield (Scheme 4a), indicating that the electron-deficient aromatic carboxylic acids reacted preferentially. Additionally, a scrambling test of 2-arylpyridines which bears an electron-donating and electron-withdrawing group (**1e** and **1j**) with benzoic acid was conducted, and **3ea** was isolated in 22% yield along with 7% of **3ja**, indicating that the electron-rich arene proved to be inherently more reactive than their electron-deficient counterparts. Second, the desired product **3aa** could be obtained in 74% or 82% yield when radical inhibitor 2,2,6,6-tetramethyl piperidine-*N*-oxide (TEMPO, 1 equiv.) or 2,6-di-*tert*-butyl-4-methylphenol



Scheme 3 Scope of 2-phenylpyridines. ^aReaction conditions: **1** (0.1 mmol), **2a** (0.3 mmol), Cu(OAc)₂ (20 mmol%), PhCl (1 mL), 130 °C, 24 h. ^b11 h.



Scheme 4 Intermolecular competition and KIE experiments.



Scheme 5 Plausible reaction mechanism.

(BHT, 1 equiv.) was added to the standard reaction, and ruling out the possibility of a radical pathway (Scheme 4-2). Third, the *ortho*-acyloxylation of the isotopically labeled substrates was investigated (Scheme 4-3).

It was found that treating [D₅]-1b with benzoic acid under the standard conditions afforded product [D_n]-3ba with a significant *ortho*-D/H exchange (see ESI†). The results confirmed that the initial *ortho*-C_{Ar}-H metalation is reversible. Finally, the intermolecular competition reaction between 1b and [D₅]-1b with pivalic acid 2r in one vessel, established a kinetic isotopic effect (KIE) of K_H/K_D was 2.8. The results indicated that C–H bond cleavage in 2-phenylpyridine was involved in the rate-limiting step.

Subsequently, sodium benzoate was used rather than benzoic acid as acyloxy sources. Trace of products was detected when sodium benzoate was used (Scheme S3, eqn (2)†). Based on our mechanistic studies and earlier precedent,⁷ a plausible mechanism for the copper-catalyzed *ortho*-acyloxylation of 2-phenylpyridine with benzoic acid is proposed in Scheme 5. Initially, Cu(I) was oxidized by oxygen to the Cu(II), and Cu(II) reacted with benzoic acids 2 affords cupric benzoate. Then, under the chelation assistance of the azo group, *ortho*-C–H bond electrophilic metalation of the phenyl ring of 2-arylpyridine with Cu(II) provides an active cyclometallated Cu(II) intermediate **A**. The fact that the 2-arylpyridine possessing electron-donating groups showed higher reactivity is consistent with the C–H bond electrophilic metalation regime. Subsequently, the intermediate **A** is oxidized to a Cu(III) intermediate **B** in the presence of Cu(II).¹³ Finally, reductive elimination from intermediate **B** delivered desired product **3b**, accompanying with the regeneration of Cu(I) for the next cycle.

Conclusions

In summary, we first reported the copper-catalyzed C–H acyloxylation of 2-phenylpyridine with carboxylic acids under oxygen atmosphere. Various acids including aromatic acids, cinnamic acids and aliphatic acids are well compatible. This methodology has the advantages of simple operation, mild reaction condition with a broad substrate scope.

Experimental

General information

All starting materials and reagents were commercially available and used directly without further purification. Most of 2-phenylpyridines were synthesized by the reactions between the corresponding 2-bromopyridine or 2-iodopyridine and phenylboronic acids according to the literature procedures.¹⁴ All known products gave satisfactory analytical data by NMR spectra, which corresponding to the reported literature values. Unknown compounds were confirmed by HRMS additionally. NMR spectra were determined at room temperature on Bruker Avance-300 or Bruker Avance-500 at 300 MHz or 500 MHz with tetramethylsilane (TMS) as an internal standard. Chemical shifts are given in δ relative to TMS, the coupling constants J are given in Hz. High-resolution mass spectra (HRMS) were recorded on Agilent 6200 LC/MS TOF using APCI or ESI in positive mode.

Typical experimental procedure for the synthesis of 3

To a 10 mL reaction tube was added 3-methyl-2-phenylpyridine 1a (0.2 mmol), acid (0.3 mmol), CuBr (2.9 mg, 10 mol%), and

chlorobenzene (2 mL) under oxygen atmosphere. The mixture was stirred at 130 °C for 24 h. The reaction mixture was then cooled to room temperature, diluted with ethyl acetate and quenched with saturated sodium chloride. The aqueous phase was extracted with ethyl acetate (3 × 10 mL). The organic layer was dried over Na₂SO₄. After concentration, the resulting residue was purified by flash chromatography on silica gel (eluent: petroleum ether/ethyl acetate = 12/1) to afford the product.

Conflicts of interest

There are no conflicts to declare.

Acknowledgements

We gratefully acknowledge the National Natural Science Foundation of China (21272006), which provided financial support.

Notes and references

- (a) A. A. Kulkarni and O. Daugulis, *Synthesis*, 2009, **24**, 4087; (b) S. Murru, C. S. Lott, B. McGough, D. M. Bernard and R. S. Srivastava, *Org. Biomol. Chem.*, 2016, **14**, 3681; (c) E. E. Galenko, V. A. Bodunov, A. V. Galenko, M. S. Novikov and A. F. Khlebnikov, *J. Org. Chem.*, 2017, **82**, 8568; (d) R. Mandal and B. Sundararaju, *Org. Lett.*, 2017, **19**, 2544; (e) S. Y. Ni, W. Z. Zhang, H. B. Mei, J. L. Han and Y. Pan, *Org. Lett.*, 2017, **19**, 2536; (f) B. Wang, Y. J. Dai, W. Q. Tong and H. G. Gong, *Org. Biomol. Chem.*, 2015, **13**, 11418; (g) N. Ichiishi, A. J. Canty, B. F. Yates and M. S. Sanford, *Org. Lett.*, 2013, **15**, 5134; (h) I. Nakamura, Y. Ishida and M. Terada, *Org. Lett.*, 2014, **16**, 2562; (i) A. P. Thankachan, K. S. Sindhu, S. M. Ujwaldev and G. Anilkumar, *Tetrahedron Lett.*, 2017, **58**, 536; (j) M. Zheng, F. Wu, K. Chen and S. F. Zhu, *Org. Lett.*, 2016, **18**, 3554.
- (a) J. A. Gurak Jr, V. T. Tran, M. M. Sroda and K. M. Engle, *Tetrahedron*, 2017, **73**, 3636; (b) R. Y. Zhu, M. E. Farmer, Y. Q. Chen and J.-Q. Yu, *Angew. Chem., Int. Ed.*, 2016, **55**, 10578; (c) Y. Zheng, W. B. Song and L. J. Xuan, *Org. Biomol. Chem.*, 2015, **13**, 10834; (d) C. B. Yu, F. F. Li, J. Zhang and G. F. Zhong, *Chem. Commun.*, 2017, **53**, 533.
- (a) H. G. Wang, Y. Wang, C. L. Peng, J. C. Zhang and Q. Zhu, *J. Am. Chem. Soc.*, 2010, **132**, 13217; (b) M. Kitahara, N. Umeda, K. Hirano, T. Satoh and M. Miura, *J. Am. Chem. Soc.*, 2011, **133**, 2160; (c) J. Gallardo-Donaire and R. Martin, *J. Am. Chem. Soc.*, 2013, **135**, 9350; (d) S. Bhadra, C. Matheis, D. Katayev and L. J. Gooßen, *Angew. Chem., Int. Ed.*, 2013, **52**, 9279; (e) G. Brasche and S. L. Buchwald, *Angew. Chem., Int. Ed.*, 2008, **47**, 1932; (f) C. Zhang, C. H. Tang and N. Jiao, *Chem. Soc. Rev.*, 2012, **41**, 3464; (g) O. Daugulis, H.-Q. Do and D. Shabashov, *Acc. Chem. Res.*, 2009, **42**, 1074; (h) Y. Y. Weng, H. Zhou, C. Sun, Y. Y. Xie and W. K. Su, *J. Org. Chem.*, 2017, **82**, 9047; (i) S. Seo and M. C. Willis, *Org. Lett.*, 2017, **19**, 4556.
- (a) L. J. Yang, Z. Lu and S. S. Stahl, *Chem. Commun.*, 2009, **42**, 6460; (b) Y. Y. Li, M. C. Gao, B. X. Liu and B. Xu, *Org. Chem. Front.*, 2017, **4**, 445; (c) M. C. Gao, Y. Y. Li, Y. S. Gan and B. Xu, *Angew. Chem., Int. Ed.*, 2015, **54**, 8795; (d) Y. Yamane, N. Miwa and T. Nishikata, *ACS Catal.*, 2017, **7**, 6872; (e) M. M. Naik, V. P. Kamat and S. G. Tilve, *Tetrahedron*, 2017, **73**, 5528; (f) X. He, Y. Z. Xu, L. X. Kong, H. H. Wu, D. Z. Ji, Z. B. Wang, Y. G. Xu and Q. H. Zhu, *Org. Chem. Front.*, 2017, **4**, 1046; (g) J. Zhang, R. P. Jia and D. H. Wang, *Tetrahedron Lett.*, 2016, **57**, 3604; (h) Y. Lin, M. Z. Cai, Z. Q. Fang and H. Zhao, *Tetrahedron*, 2016, **72**, 3335.
- X. X. Guo, D. W. Gu, Z. X. Wu and W. B. Zhang, *Chem. Rev.*, 2015, **115**, 1622.
- (a) Z. K. Chen, B. J. Wang, J. T. Zhang, W. L. Yu, Z. X. Liu and Y. H. Zhang, *Org. Chem. Front.*, 2015, **2**, 1107; (b) D. G. Zhou, F. Yang, X. Yang, C. X. Yan, P. P. Zhou and H. W. Jing, *Org. Chem. Front.*, 2017, **4**, 377; (c) R. Molteni, K. Edkins, M. Haehnel and A. Steffen, *Organometallics*, 2016, **35**, 629.
- (a) A. Banerjee, S. K. Rout, S. Guin and B. K. Patel, *RSC Adv.*, 2014, **4**, 55115; (b) W. H. Wang, F. Luo, S. H. Zhang and J. Cheng, *J. Org. Chem.*, 2010, **75**, 2415; (c) L. P. Li, P. Yu, J. Cheng, F. Chen and C. D. Pan, *Chem. Lett.*, 2012, **41**, 600; (d) Z. S. Ye, W. H. Wang, F. Luo, S. H. Zhang and J. Cheng, *Org. Lett.*, 2009, **11**, 3974; (e) C.-J. Hu, X.-H. Zhang, Q.-P. Ding, T. Lv, S.-P. Ge and P. Zhong, *Tetrahedron Lett.*, 2012, **53**, 2465; (f) N. Khatun, A. Banerjee, S. K. Santra, W. Ali and B. K. Patel, *RSC Adv.*, 2015, **5**, 36461; (g) W. H. Wang, C. D. Pan, F. Chen and J. Cheng, *Chem. Commun.*, 2011, **47**, 3978; (h) S. L. Yedage and B. M. Bhanage, *Synlett*, 2015, **26**, 2161–2169; (i) Y. J. Bian, C. B. Xiang, Z. M. Chen and Z. Z. Huang, *Synlett*, 2011, **16**, 2407; (j) S. K. Rout, S. Guin, A. Gogoi, G. Majji and B. K. Patel, *Org. Lett.*, 2014, **16**, 1614.
- C. J. Chen, Y. P. Pan, H. Q. Zhao, X. Xu, J. B. Xu, Z. Y. Zhang, S. Q. Xi, L. J. Xu and H. R. Li, *Org. Chem. Front.*, 2018, **5**, 415.
- (a) K. P. Bryliakov, *Chem. Rev.*, 2017, **117**, 11406; (b) H. Yi, C. L. Bian, X. Hu, L. B. Niu and A. W. Lei, *Chem. Commun.*, 2015, **51**, 14046; (c) X. Wang, Y. B. Huang, Y. L. Xu, X. D. Tang, W. Q. Wu and H. F. Jiang, *J. Org. Chem.*, 2017, **82**, 2211; (d) X. M. Li, H. Huang, C. G. Yu, Y. T. Zhang, H. Li and W. Wang, *Org. Lett.*, 2016, **18**, 5744.
- (a) L. M. Mirica, X. Ottenwaelde and T. D. P. Stack, *Chem. Rev.*, 2004, **104**, 1013; (b) J. M. Hoover, B. L. Ryland and S. S. Stahl, *J. Am. Chem. Soc.*, 2013, **135**, 2357; (c) S. Chiba, L. Zhang and J.-Y. Lee, *J. Am. Chem. Soc.*, 2010, **132**, 7266; (d) A. M. Suess, M. Z. Ertem, C. J. Cramer and S. S. Stahl, *J. Am. Chem. Soc.*, 2013, **135**, 9797; (e) C. X. Wang, Y. D. Yang, D. K. Qin, Z. He and J. S. You, *J. Org. Chem.*, 2015, **80**, 8424; (f) Q. Fu, D. Yi, Z. J. Zhang, W. Liang, S. Y. Chen, L. Yang, Q. Zhang, J. X. Ji and W. Wei, *Org. Chem. Front.*, 2017, **4**, 1385.
- F. F. Wang, Q. Y. Hu, C. Shu, Z. Y. Lin, D. W. Min, T. C. Shi and W. Zhang, *Org. Lett.*, 2017, **19**, 3636.
- K. Raghuvanshi, D. Zell and L. Ackermann, *Org. Lett.*, 2017, **19**, 1278.
- A. E. King, T. C. Brunold and S. S. Stahl, *J. Am. Chem. Soc.*, 2009, **131**, 5044.
- X. F. Rao, C. Liu, J. S. Qiu and Z. L. Jin, *Org. Biomol. Chem.*, 2012, **10**, 7875.