


 Cite this: *RSC Adv.*, 2021, 11, 2556

Direct DME synthesis on CZZ/H-FER from variable CO₂/CO syngas feeds†

 Stefan Wild,^a Sabrina Polierer,^a Thomas A. Zevaco,^a David Guse,^b Matthias Kind,^b Stephan Pitter,^{*a} Karla Herrera Delgado^{*a} and Jörg Sauer^a

Catalyst systems for the conversion of synthesis gas, which are tolerant to fluctuating CO/CO₂ gas compositions, have great potential for process-technical applications, related to the expected changes in the supply of synthesis gas. Copper-based catalysts usually used in the synthesis of methanol play an important role in this context. We investigated the productivity characteristics for their application in direct dimethyl ether (DME) synthesis as a function of the CO₂/CO_x ratio over the complete range from 0 to 1. For this purpose, we compared an industrial Cu/ZnO/Al₂O₃ methanol catalyst with a self-developed Cu/ZnO/ZrO₂ catalyst prepared by a continuous coprecipitation approach. For DME synthesis, catalysts were combined with two commercial dehydration catalysts, H-FER 20 and γ-Al₂O₃, respectively. Using a standard testing procedure, we determined the productivity characteristics in a temperature range between 483 K and 523 K in a fixed bed reactor. The combination of Cu/ZnO/ZrO₂ and H-FER 20 provided the highest DME productivity with up to 1017 g_{DME} (kg_{Cu} h)⁻¹ at 523 K, 50 bar and 36 000 ml_N (g h)⁻¹ and achieved DME productivities higher than 689 g_{DME} (kg_{Cu} h)⁻¹ at all investigated CO₂/CO_x ratios under the mentioned conditions. With the use of Cu/ZnO/ZrO₂//H-FER 20 a promising operating range between CO₂/CO_x 0.47 and 0.8 was found where CO as well as CO₂ can be converted with high DME selectivity. First results on the long-term stability of the system Cu/ZnO/ZrO₂//H-FER 20 showed an overall reduction of 27.0% over 545 h time on stream and 14.6% between 200 h and 545 h under variable feed conditions with a consistently high DME selectivity.

 Received 17th November 2020
 Accepted 21st December 2020

DOI: 10.1039/d0ra09754c

rsc.li/rsc-advances

Introduction

Power-to-fuels concepts play a major role for the future integration of carbon neutral technologies within complex energy supply systems.^{1,2} Amongst potential non-fossil carbon resources for the production of synthetic hydrocarbons, carbon dioxide plays a dominant role. Once used in combination with sustainable, economically viable hydrogen production, CO₂ would allow the production of carbon neutral fuels and industrial chemicals³ and, on the other hand, contribute to a mitigation of its environmental impact.⁴ In particular, the foreseeable dynamic character in power generation demands the development of robust processes that enable highly adaptive operation modes. A flexible production of chemical energy carriers from CO₂-rich syngas, catalysed by efficient and long-term stable catalysts is hereby one of the most promising options. Besides other synthetic hydrocarbon-based energy carriers, dimethyl

ether (DME) is a particularly interesting candidate due to its promising physical and chemical properties.^{5–7} It can be either directly used as diesel substitute⁸ or as intermediate for the production of a wide range of synthetic hydrocarbons.

The DME synthesis is technically feasible in a one-step (*i.e.* reactions (R1) to (R4) in a single reactor)^{9–14} or two-step process (*i.e.* reactions (R1) to (R3) in one reactor, and reaction (R4) in a second reactor),^{15–18} typically using a Cu/ZnO-based catalyst (*e.g.* Cu/ZnO/Al₂O₃) for MeOH formation and a solid-acid catalyst such as γ-Al₂O₃, silica-modified alumina or zeolites for MeOH dehydration to DME. Compared to the industrially applied two-step process, the direct process allows higher CO_x conversion and a simplified reactor design resulting in reduced investment costs.^{9–13} In both processes, catalyst productivity strongly depends on the syngas composition, *i.e.* the ratios between H₂, CO and CO₂.^{19,20} Theoretical studies suggest that the synergistic effect of Cu and Zn containing domains in the MeOH forming catalyst is largely dependent on the feed composition.²¹ Also *in situ* investigations^{22,23} showed that changes in the catalytic activity of Cu/ZnO-based catalysts are caused by altered syngas composition leading to reversible changes of the catalyst morphology during MeOH formation from CO and CO₂ hydrogenation.


^aIKFT – Institute of Catalysis Research and Technology, Karlsruhe Institute of Technology, Hermann-von-Helmholtz-Platz 1, D-76344 Eggenstein-Leopoldshafen, Germany. E-mail: karla.herrera@kit.edu; stephan.pitter@kit.edu

^bTVT – Institute of Thermal Process Engineering, Karlsruhe Institute of Technology, Kaiserstraße 12, D-76131 Karlsruhe, Germany

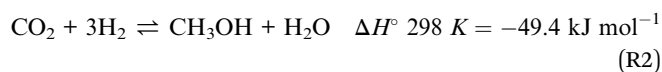
† Electronic supplementary information (ESI) available. See DOI: 10.1039/d0ra09754c



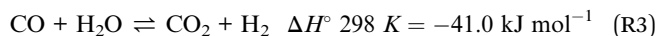
CO hydrogenation to MeOH



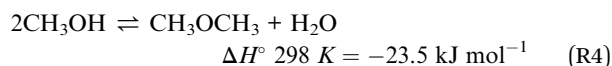
CO₂ hydrogenation to MeOH



Water-gas shift (WGS) and its reverse reaction (rWGS)



MeOH dehydration



The use of CO₂ as co-feed in the direct DME synthesis has been encouraged, however, this brings additional challenges predominantly associated with loss of catalyst activity,^{19,20,24,25} since additional water is formed through reaction (R2) and (R3). This challenge requires robust catalytic systems, particularly with higher water tolerance.^{24,26–28} Catalytic systems enabling both, CO and CO₂ hydrogenation should therefore be equipped with a dehydration component with sufficient acidity for effective MeOH dehydration and concurrently, with appropriate hydrophobic surface characteristics to reduce the adsorption of water.^{29,30}

Although Cu/ZnO/Al₂O₃ (CZA) catalysts are highly active and selective for MeOH synthesis from CO/H₂, their activity towards CO₂ hydrogenation is reduced.^{31–33} Amongst several alternative catalytic systems studied, it was proposed to improve CO₂ conversion by using less hydrophilic promoters, such as ZrO₂ instead of Al₂O₃.^{34–36} A large number of publications on the direct DME synthesis refer to the conversion of either CO or CO₂ as the sole carbon source.^{25,37} However, the use of CO-pure syngas promotes coke formation,³⁸ catalyst deactivation^{39,40} and CO₂ formation, whereas CO₂-pure syngas increases H₂ requirement, water formation and lowers thermodynamic equilibrium.⁴¹ Consequently, a logical trade-off seems to be a syngas mixture involving CO and CO₂. Although the issue of variable CO/CO₂ feed compositions has been addressed in some previous studies, no truly satisfactory catalytic system has been thoroughly investigated for a wide variation range of CO/CO₂ in combination with its long-term stability.^{19,42–45}

Recently we showed that a novel continuous co-precipitation process leads to a Cu/ZnO/ZrO₂ (CZZ) catalyst, which in combination with a ferrierite dehydration co-catalyst shows improved productivity for DME.⁴⁶

The scope of our work is to investigate the tolerance of different catalytic systems, especially CZZ/FER, to variable

changes in process parameters, particularly the influence of the volumetric CO₂/CO_x inlet-ratio on DME productivity, with the aim of simultaneously maintaining productivity at a high level over a longer period of time. To understand the interplay of the MeOH forming catalyst with the MeOH dehydrating catalyst depending on the syngas feed composition, we compared two dehydration catalysts, γ-Al₂O₃, which is known to offer high DME productivity in CO-rich feeds while the formation of olefins is inhibited, due to its low acidity,⁴⁷ and a FER-type zeolite with increased Brønsted acidity, having shown a reasonable water tolerance in the direct DME synthesis from CO₂.⁴⁸

Our hypothesis is that in this way it will be possible to determine what are the appropriate operating parameters under which reasonable DME production with a variable syngas composition takes place.

Experimental

Catalyst preparation

The CZZ catalyst was prepared by continuous co-precipitation method from metal nitrate solution and sodium bicarbonate at pH 7 using a micro jet mixer. The resulting solution was aged at 313 K for 2 h. The precipitate was filtered, dried at 383 K for 16 h and calcined at 623 K with 3 K min⁻¹ for 4 h. The method was described in detail by Polierer *et al.*⁴⁶

A commercial CZA catalyst was used for comparison purposes. Commercial γ-Al₂O₃ (Alfa Aesar) or a ferrierite-type zeolite H-FER 20 (FER) (Zeolyst International) were used as dehydration catalysts. Before use, FER was calcined at 823 K for 4 h in air.

For activity tests all catalyst components were finely powdered, pressed and sieved into sieve fractions of 250–500 μm and then physically mixed with a mass ratio of 1 : 1 resulting in three catalytic systems: CZA/FER, CZZ/γ-Al₂O₃ and CZZ/FER. Since reactions (R1) to (R4) are exothermic, the catalysts were diluted with silicon carbide (SiC, Hausen Mineralien-großhandel GmbH) with the same grain size in a mass ratio of 1 : 10 in order to minimize hot spot formation and therefore ensure largely isothermal operation.

Catalyst characterization

For a detailed characterization of the CZZ and the commercial CZA pre-catalysts we refer to our recent study.⁴⁶ Selected properties of the MeOH pre-catalysts are shown in Table 1. Physico-chemical properties of the commercial acid dehydration catalysts are taken from Kim *et al.*⁴⁹ and shown in Table 2.

Table 1 Selected pre-catalyst properties of CZZ and com. CZA taken from Polierer *et al.*⁴⁶

Catalyst	Cu/wt%	Zn/wt%	Zr/wt%	Al/wt%	S _{BET} /m ² g ⁻¹	S _{Cu} /m ² g ⁻¹	d _{CuO} /nm calcined catalyst	d _{CuO} /nm spent catalyst
CZZ	61	31	8	—	125	27	4	10
Com. CZA	64	29	—	6	98	13	4	8

Table 2 BET surface and total acidity properties of the acid dehydration catalysts γ -Al₂O₃ and FER at low-temperature (LT) and high-temperature (HT) taken from Kim *et al.*⁴⁹

Catalyst	NH ₃ -TPD peak position/°C			Acid amount/mmol NH ₃ per g _{cat}		
	S _{BET} /m ² g ⁻¹	LT region	HT region	Total acidity	LT region	HT region
γ -Al ₂ O ₃	213	239	351	0.37	0.18	0.19
FER	390	208	383	0.70	0.31	0.39

Activity tests

Direct DME synthesis was performed in a stainless steel fixed bed reactor with an inner diameter of 12 mm and a length of 460 mm, filled with a physical mixture of 2 g admixed catalyst and 20 g SiC. The reactor was heated by four independent heating zones depicted in Fig. 1, to ensure an axial temperature difference within the catalyst bed of typically less than 2 °C. The gas supply was controlled using mass flow controllers (Bronkhorst Hi-Tec). Feed gases, carbon monoxide (CO, 99.97%), argon (Ar, 99.9999%), nitrogen (N₂, 99.9999%), hydrogen (H₂, 99.9999%) and a mixture carbon dioxide/nitrogen (CO₂/N₂, 50 : 50 ± 1.0 vol%) were provided by Air Liquid Germany GmbH. Product gas composition was analyzed by a gas chromatograph (Agilent G1530A), equipped with thermal conductivity (TCD) and flame ionization (FID) detectors connected to RT®-U-BOND and RT®-Molecular sieve 5A columns. Volumetric water concentration was determined with a FTIR CX4000 (Gasmeter Technologies GmbH). Reduction of CZA and CZZ catalyst was performed at 1 bar with 5 vol% H₂ diluted in Ar,

while temperature was increased from 373 K to 473 K with a ramp of 20 K h⁻¹, followed by further heating to a final reduction temperature of 513 K with 50/50 vol% H₂/Ar at a rate of 12 K h⁻¹. Reduction temperature was kept for another 5 h, before the reactor was purged with Ar and cooled to 493 K. Subsequently, the pressure was increased to 50 bar to perform direct DME synthesis. Feed gas compositions used are shown in Table 3. As CO₂ hydrogenation to MeOH (R2) requires stoichiometrically 1.5 equivalents more H₂ than CO hydrogenation (R1), the H₂ content was adjusted along different CO₂/CO_x inlet-ratios according to (1).

$$y_{\text{H}_2, \text{in}} = 2.3 (y_{\text{CO}_2, \text{in}} + y_{\text{CO}, \text{in}}) + y_{\text{CO}_2, \text{in}} \quad (1)$$

Each feed gas composition was investigated at five temperatures between 483 and 523 K and two gas-hourly space velocities (GHSV) of 18 000 and 36 000 ml_N (g h)⁻¹ with regard to the mass of Cu-based catalyst.

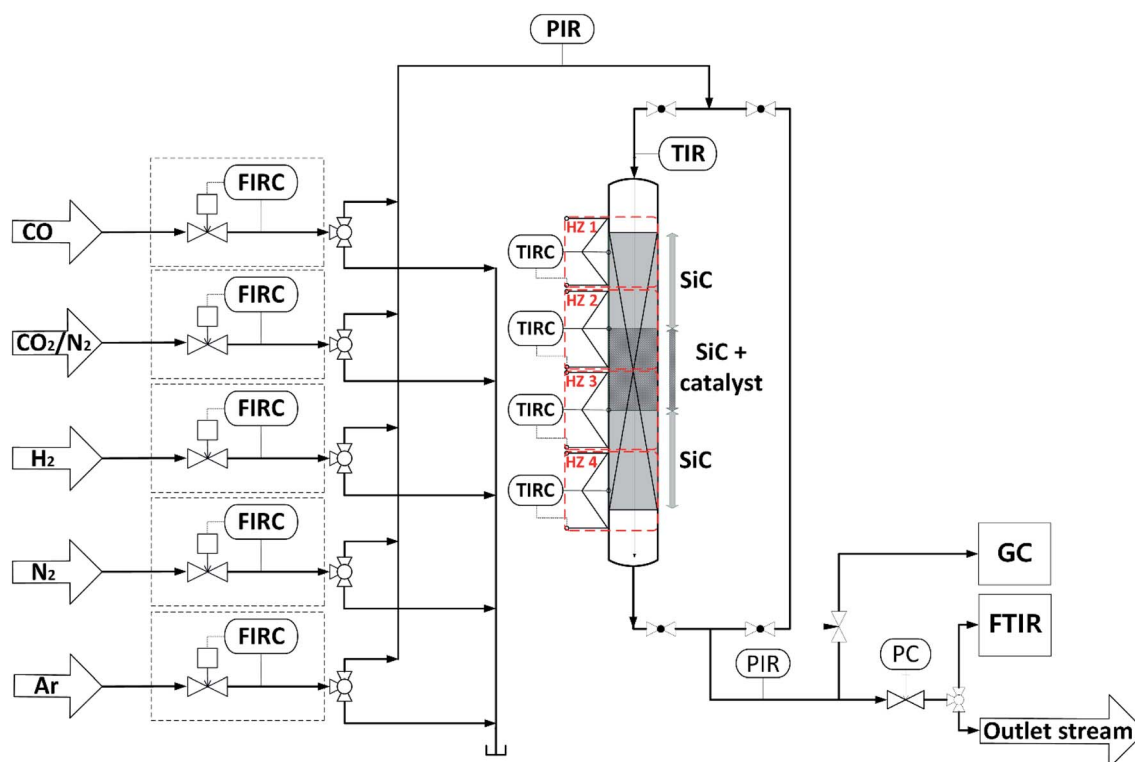


Fig. 1 Schematic flowchart of the experimental setup used for the investigation of the direct DME synthesis.

Table 3 CO₂/CO_x inlet-ratios and respective feed gas compositions used in direct DME synthesis

CO ₂ /CO _x	H ₂ /vol%	CO/vol%	CO ₂ /vol%	N ₂ /vol%	Ar/vol%
0.00	34.5	15.0	0.0	15.0	35.5
0.07	35.5	14.0	1.0	15.0	34.5
0.20	37.5	12.0	3.0	15.0	32.5
0.47	41.5	8.0	7.0	15.0	28.5
0.80	46.5	3.0	12.0	15.0	23.5
1.00	49.5	0.0	15.0	15.0	20.5

The general sequence for the process parameters variation is shown in Fig. S1†. After finishing the variation loops of CO₂/CO_x values for each temperature, the reactor was purged with Ar for two hours, followed by setting a chosen reference point of 18 000 ml_N (g h)⁻¹, 503 K and CO₂/CO_x inlet-ratio of 0.8 at 50 bar. Repeated measurements at the reference point were performed to monitor catalyst stability.

Indexes of performance

In all experiments, the carbon balance presented a maximum deviation of ±3%, calculation were performed using eqn S1†. The performance indicators were calculated as follows:

CO_x conversion:

$$X_{CO_x} = \frac{\dot{n}_{CO_{2,in}} - \dot{n}_{CO_{2,out}} + \dot{n}_{CO_{2,in}} - \dot{n}_{CO_{2,out}}}{\dot{n}_{CO_{2,in}} + \dot{n}_{CO_{2,in}}} \quad (2)$$

Cu-mass-specific DME/MeOH productivities:

$$P_{DME,mcu} = \frac{\dot{m}_{DME,out}}{\text{mass}_{Cu}} \left[\text{g}_{DME} (\text{kg}_{Cu} \text{ h})^{-1} \right] \quad (3)$$

$$P_{MeOH,mcu} = \frac{\dot{m}_{MeOH,out}}{\text{mass}_{Cu}} \left[\text{g}_{MeOH} (\text{kg}_{Cu} \text{ h})^{-1} \right] \quad (4)$$

In order to show the influence of the CO₂/CO_x ratio on CO and CO₂ hydrogenation, each in their role (*i.e.* reactant or product) on DME and MeOH formation three different cases were defined for the selectivity calculation.

Case 1: CO; CO₂: reactants. CO and CO₂ are converted, which results in the CO_x-based selectivity calculation (5):

$$S_{i,CO_2+CO} = \frac{n_{C_i} \dot{n}_i}{2\dot{n}_{DME,out} + \dot{n}_{MeOH,out} + \sum_i n_{C_i} \dot{n}_i} \quad (5)$$

where n_{C_i} corresponds to the number of carbon atoms in each product and \dot{n}_i to the respective molar flowrate.

Case 2: CO: reactant; CO₂: product. CO is converted while CO₂ is a product. Here selectivity (6) is defined as follows:

$$S_{i,CO} = \frac{n_{C_i} \dot{n}_i}{2\dot{n}_{DME,out} + \dot{n}_{MeOH,out} + \dot{n}_{CO_2,out} - \dot{n}_{CO_2,in} + \sum_i n_{C_i} \dot{n}_i} \quad (6)$$

Case 3: CO₂: reactant; CO: product. CO₂ is converted while CO is a product. Here selectivity (7) is defined as follows:

$$S_{i,CO_2} = \frac{n_{C_i} \dot{n}_i}{2\dot{n}_{DME,out} + \dot{n}_{MeOH,out} + \dot{n}_{CO_2,out} - \dot{n}_{CO_2,in} + \sum_i n_{C_i} \dot{n}_i} \quad (7)$$

Results and discussion

Comparison of γ-Al₂O₃ and FER as dehydration catalysts

In Fig. 2, CZZ/γ-Al₂O₃ is compared to CZZ/FER at different CO₂/CO_x inlet-ratios with regard to CO_x conversion (Fig. 2a, bars), selectivities to MeOH and DME (Fig. 2a, lines) and, productivities of MeOH and DME (Fig. 2b). Regarding the CO_x conversion (Fig. 2a), a slight increase of CZZ/FER in comparison to CZZ/γ-Al₂O₃ is observable. As the MeOH catalyst is the same in both systems, this difference is attributed to the dehydration catalysts. Since the DME selectivity of CZZ/FER is higher than the one of CZZ/γ-Al₂O₃, there is an increased intermediate product

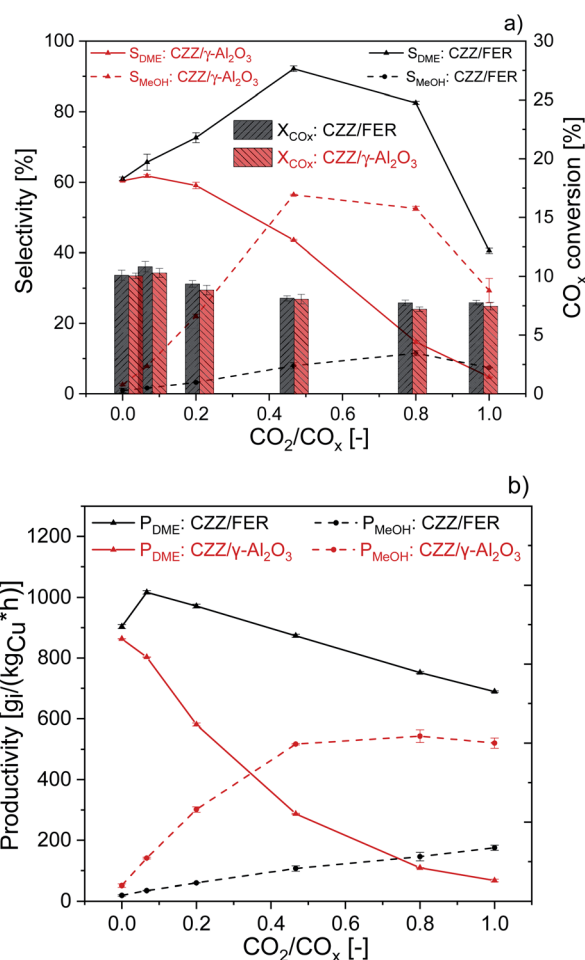


Fig. 2 Influence of the CO₂/CO_x inlet-ratio on direct DME synthesis with CZZ/FER (1 : 1 wt%) (black) and CZZ/γ-Al₂O₃ (1 : 1 wt%) (red) at 50 bar, 523 K and 36 000 ml_N (g h)⁻¹. (a) CO_x conversion (right axis) and selectivities of MeOH and DME (left axis). (b) Productivities of MeOH and DME.

(MeOH) removal with CZZ/FER. Consequently, there is an increase in MeOH production due to an equilibrium shift of the CO and CO₂ hydrogenation ((R1) and (R2)), resulting in a slightly higher CO_x conversion. As the CO_x conversion is strongly kinetically controlled under the respective operating conditions (Fig. S2†) the enhancement due to equilibrium shift is only slightly pronounced. The CZZ/FER system reaches its highest DME selectivity of 92.1% at a CO₂/CO_x inlet-ratio of 0.47, and even at 0.8 selectivity is still above 80%. CZZ/ γ -Al₂O₃ shows a reduced DME selectivity up to 60% at CO₂/CO_x inlet-ratios below 0.2, a further increase of the CO₂ content leads to a strongly declining DME selectivity with a minimum of 4.8% at CO₂/CO_x inlet-ratio of 1.00. Accordingly, CZZ/FER generally achieves higher DME productivity, with the difference to CZZ/ γ -Al₂O₃ becoming more noticeable at higher CO₂/CO_x inlet-ratios (Fig. 2b). Interestingly, CZZ/FER already enables a significantly improved DME productivity (67%) compared to CZZ/ γ -Al₂O₃ at a relatively low CO₂/CO_x inlet-ratio of 0.20, what can be attributed to the strong hydrophilic behaviour of γ -Al₂O₃ as reported in literature.^{12,19,33,50} On the other hand FER is marked by better water resistance, it has a higher acidity compared to γ -Al₂O₃ (see Table 2) and additionally well distributed acid sites with a suitable strength and a good resistance to coke formation in the presence of water,^{12,30,33,51} and therefore is superior for dehydration of MeOH formed at high CO₂ content. The nearly constant CO_x conversion (Fig. 2a) as well as the improved DME selectivity of CZZ/FER compared to CZZ/ γ -Al₂O₃ (Fig. 2b) lead to a superior DME productivity between 1017 g_{DME} (kg_{Cu} h)⁻¹ (CO₂/CO = 0.20) and 689 g_{DME} (kg_{Cu} h)⁻¹ (CO₂/CO_x = 1.00). Due to the high DME productivities at variable CO₂/CO_x feed compositions, FER was chosen for further investigations.

Comparison of MeOH catalysts CZA and CZZ

We further studied the catalytic activity of the self-prepared CZZ and a commercial CZA catalyst as a benchmark, which is typically used for MeOH synthesis from CO-rich syngas, both in combination with FER. In Fig. 3 we compare CZA/FER (blue) and CZZ/FER (black) at different CO₂/CO_x inlet-ratios. Fig. 3a displays CO_x conversion (bars) and selectivities to MeOH and DME (lines) at 523 K, while Fig. 3b represents the productivities of MeOH and DME at 503 and 523 K. CZZ/FER enables significantly elevated CO_x conversion for all investigated CO₂/CO_x inlet-ratios compared to CZA/FER (Fig. 3a), resulting in correspondingly higher DME productivity values (Fig. 3b). We attribute the enhanced CO_x conversion to the properties of the continuously co-precipitated CZZ, *i.e.* its high Cu surface area (Table 1) and the presence of ZrO₂, which is known to promote Cu dispersion¹¹ and increase the activity of Cu-based catalysts in CO₂ hydrogenation to MeOH and DME.^{11,35,46,52} It is interesting to note that although CZA has a relatively low copper surface area of 13 m² g⁻¹ CZA/FER offers high DME productivities: with pure H₂/CO₂ (according to CO₂/CO_x = 1) at 523 K, the productivity is only 9% lower than using CZZ/FER (CZZ-S_{Cu}: 27 m² g⁻¹).

Similar observations were made by Kurtz *et al.*⁵³ showing a pronounced linear dependence of MeOH activity and S_{Cu}

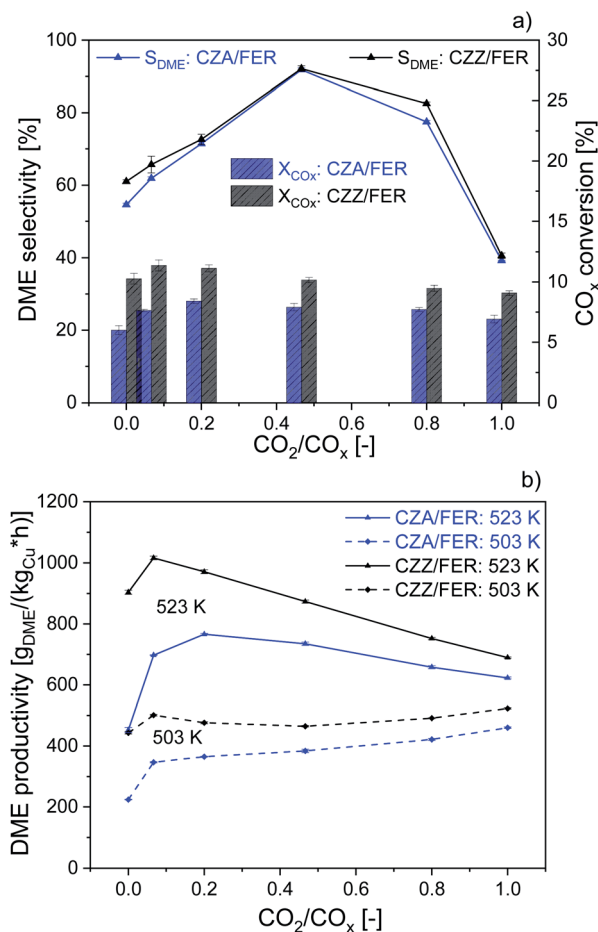


Fig. 3 Influence of CO₂/CO_x inlet-ratio on the DME synthesis with com. CZA catalyst (blue) and the CZZ catalyst (black) at 50 bar and GHSV: 36 000 ml_N (g h)⁻¹, mixed with FER (1 : 1 wt%). DME selectivity and CO_x conversion ((a) 523 K). DME productivity ((b) 503 and 523 K).

using Cu/ZnO catalysts, whereby using a self-prepared CZA the MeOH activity increased non-linearly to copper surface area. Moreover, uncharacterized additional components of the commercial CZA could also influence its activity. Fig. 3a shows that this increased DME productivity in Fig. 3b is caused by higher CO_x conversion and DME selectivity. This observation is consistent with results presented in the literature.^{54–56} According to Behrens *et al.*⁵⁷ and Studt *et al.*,²¹ CO₂ hydrogenation (R2) is significantly faster than CO hydrogenation (R1) on a Cu/ZnO-based catalyst. Therefore, with additional CO₂ in the feed, MeOH formation takes place more quickly at the beginning of the catalyst bed, whereas with a pure H₂/CO feed, CO₂ hydrogenation is only accelerated when part of the DME has already been produced and additional CO₂ is generated *via* the WGS with the water formed in the process. By lowering the reactor temperature (503 K), the DME productivity of both catalyst systems changes only slightly over the entire CO₂/CO_x feed range. With CZZ/FER DME productivity ranges between 433 and 523 g_{DME} (kg_{Cu} h)⁻¹. We consider this to be a combination of different effects: firstly, a reduced rate of endothermic rWGS

(R3) results in less water being formed, which is able to inhibit the activity of the admixed catalyst,⁵⁸ and secondly the positive effect on the thermodynamic equilibrium of CO_x conversion (R1), (R2) and MeOH dehydration (R4). Similar observations have been made by Sahibzada *et al.*⁵⁹ using a CZA catalyst for MeOH synthesis, by increasing the CO₂/CO_x inlet-ratio a continuously increasing MeOH productivity takes place as long as differential conditions prevail. The benefit of a slight increase of CO₂ in feed (CO₂/CO_x inlet-ratio from 0.00 to 0.07) leads to a maximum in DME productivity of 1017 g_{DME} (kg_{Cu} h)⁻¹ using CZZ/FER at 523 K. The DME productivity of CZZ/FER then gradually decreases to 689 g_{DME} (kg_{Cu} h)⁻¹ using CO₂ as the sole carbon source, which we regard as an important argument for process operation with dynamically variable feed compositions. An increasing CO₂ content changes the thermodynamic equilibrium,⁴¹ increases water formation and leads to a more oxidative atmosphere – resulting in a change of the Cu/Zn and Cu sites^{23,60} which negatively affects CO₂ hydrogenation – leading to a performance levelling of the two catalyst systems in terms of CO_x conversion and DME productivity. Frusteri *et al.*¹² investigated admixed catalyst systems of CZA and CZZ in combination with HZSM-5 under similar reaction conditions: at 533 K, 50 bar and a syngas mixture CO₂/H₂/N₂ of 3/9/1 (*cf.* Table 3), the reported DME productivities were approx. 250 g_{DME} (kg_{cat} h)⁻¹ with CZA/HZSM-5 and 190 g_{DME} (kg_{cat} h)⁻¹ with CZZ/HZSM-5. In our experiments, at 523 K, 50 bar and with a CO₂/CO_x inlet-ratio of 1.00, the CZZ/FER system achieves a DME productivity of 421 g_{DME} (kg_{cat} h)⁻¹ (MeOH catalyst specific), demonstrating the particular suitability of continuously co-precipitated CZZ in combination with FER.

Influence of temperature and CO₂/CO_x inlet-ratio on selectivity

Fig. 4 shows the influence of CO₂/CO_x inlet-ratio and temperature on DME, MeOH, CO and CO₂ selectivity using CZZ/FER. This diagram complements Fig. 3a, as it points out the influence of the feed composition on the selectivity of the four main carbon-containing species. At CO-rich feed compositions, CO₂ is formed *via* the exothermic WGS (Case 2), resulting in a maximum CO₂ selectivity of 43.1% (CO₂/CO_x = 0.00) at the lowest measured temperature of 483 K. Increasing the amount of CO₂ in the feed reduces the rate of WGS (R3), resulting in a decrease of CO₂ selectivity, which in turn increases the selectivity to MeOH and DME. At a CO₂/CO_x inlet-ratio of 0.47, both CO₂ and CO are converted (Case 1), with increasing CO₂ content the endothermic rWGS takes over and CO is formed (Case 3) with a maximum CO selectivity of 49.1% (CO₂/CO_x = 1.00) at the highest measured temperature of 523 K. The impact of temperature on CO and CO₂ selectivities, described before, leads to the respective differences in DME selectivity with changing temperature. The MeOH selectivity increases constantly from CO-rich feed compositions until a maximum at CO₂/CO_x = 0.80 is reached. This can be attributed to the dehydration of MeOH to DME (R4), which can be negatively affected thermodynamically by higher water concentrations

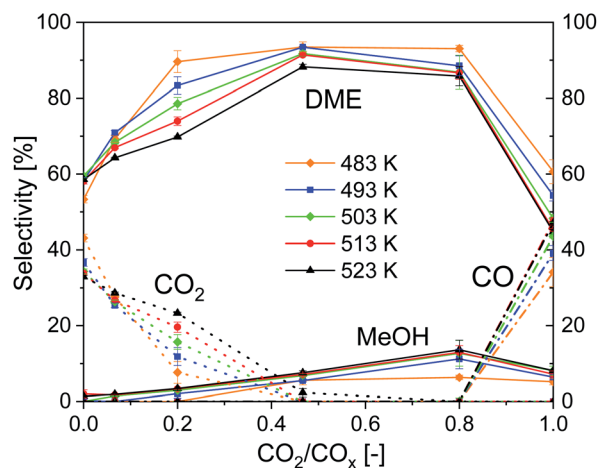


Fig. 4 Influence of temperature and CO₂/CO_x inlet-ratio on the selectivity, 18 000 ml_N (g h)⁻¹, 50 bar, CZZ/FER 1 : 1 wt%.

produced at higher CO₂/CO_x inlet-ratios. Direct DME synthesis with feed gas compositions close to CO₂/CO_x = 0.00 or 1.00 causes selectivity issues that might complicate an industrial process feasibility, as it would require an intensified CO/CO₂ separation/recycling step.

Working with CO₂ as sole carbon source lowers the thermodynamic equilibrium of CO_x conversion⁴¹ and reduces the efficiency of hydrogen use, since water is produced in a higher ratio compared to the valuable products (*i.e.* MeOH and DME).

Given the high DME selectivity, an average CO₂/CO_x inlet ratio (*i.e.* approximately between 0.4 and 0.8) is not only a reasonable operating range within which both CO and CO₂ are converted to DME, but it also offers the option of achieving a high DME productivity with a dynamic variation of the CO₂/CO ratio.

Catalyst stability

To assess the stability of the CZZ/FER catalyst, direct DME synthesis was operated over 550 h (Fig. 5). According to Fichtl *et al.*,⁶¹ the elevated water concentration formed in CO₂-rich feed is the driving factor for irreversible deactivation effects. Therefore, and based on the above-mentioned arguments for a reasonable operating range, it seems appropriate to define a value of 0.80 for CO₂/CO_x as reference point of the feed composition for this study.

For the period up to 200 h ToS, DME synthesis was performed under static reaction conditions, *i.e.* 503 K, 18 000 ml_N (g h)⁻¹, CO₂/CO_x = 0.80, 50 bar (reference point conditions). During this period, the activity of the catalyst in terms of DME productivity decreases to 326.6 g_{DME} (kg_{Cu} h)⁻¹ (85.5%, 175 h) of the initial DME productivity (100%, 0–20 h ToS). Subsequently, the process was subjected to feed variation as described in Table 3 with 10 K temperature steps from 483 K to 523 K at five different GHSV between 18 000 and 42 000 ml_N (g h)⁻¹ monitoring the recurring reference point after each variation cycle (Fig. S1†). DME productivity decreases to 283.6 g_{DME} (kg_{Cu} h)⁻¹ (74.2%) up to a ToS of 384 h and remains almost unchanged at

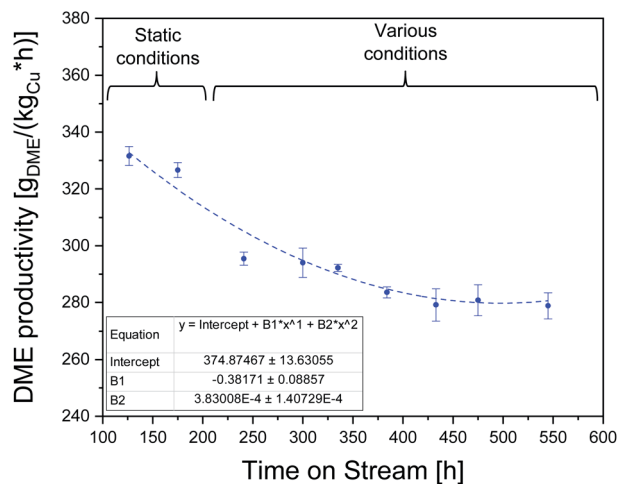


Fig. 5 DME productivity between 126 and 545 h ToS at reference point: CO_2/CO_x inlet-ratio = 0.8, 18 000 $\text{ml}_N (\text{g h})^{-1}$, 503 K, 50 bar, CZZ/FER 1 : 1 wt% with static reaction conditions in first 200 h ToS followed by various reaction conditions in temperature, CO_2/CO_x inlet-ratio and GHSV. Dashed line fitted via OriginPro.

278.9 $\text{g}_{\text{DME}} (\text{kg}_{\text{Cu}} \text{h})^{-1}$ (73.0%, 545 h) until the end of the observation period. DME selectivity was found to remain nearly constant, after a short run-in period of 5 h, with values in the range between 87.4 and 91.6%. This leads to the assumption that no relevant changes have taken place on the active sites of FER. Analogously, Frusteri *et al.*¹² did not detect relevant coke formation working with CO_2 as the sole carbon source. This can also be explained by the results of Sierra *et al.*³⁸ who found that a slight increase in the water content in the gas phase reduces coke formation. Our results can confirm that relation: at CO -rich syngas concentrations and elevated temperatures, ethane was detected with CZZ/FER up to a maximum selectivity of 6.9% at 523 K, 50 bar, 36 000 $\text{ml}_N (\text{g h})^{-1}$ and a CO_2/CO_x inlet-ratio of 0.00. Since a relatively low CO_x conversion range was achieved in the operating ranges considered, product concentrations were generally relatively low. Use of FER in a higher conversion range may result in increased formation of by-products such as methyl acetate, methane, ethane, and higher hydrocarbons. Hydrocarbon species were measured up to C_4H_{10} , concentrations below 0.01% by volume were not considered.

Our findings clearly demonstrate that the CZZ/FER catalyst is robust against fluctuations in the operating conditions after the initial operating phase and largely maintains its activity within the limits of the process parameter ranges investigated here.

Conclusions

In this study, the admixed catalyst systems CZZ/FER, CZZ/ γ - Al_2O_3 and CZA/FER were investigated in the direct DME synthesis from variable CO_2/CO_x feeds. Our findings underline that a superior catalytic activity and a higher water resistance of a commercial FER-type zeolite clearly overtakes those of γ - Al_2O_3 leading to a consistent DME productivity applying different CO_2/CO_x inlet-ratios. The effectiveness of FER occurs not only at

high CO_2/CO_x inlet-ratio but already at a slight increase of the CO_2/CO_x ratio.

Combining a CZZ catalyst prepared by continuous precipitation method admixed with FER shows higher CO_x conversion and a significantly improved DME productivity for both, CO -rich feed ($\text{CO}_2/\text{CO}_x = 0.20$, 1017 $\text{g}_{\text{DME}} (\text{kg}_{\text{Cu}} \text{h})^{-1}$) and CO_2 -rich feed conditions ($\text{CO}_2/\text{CO}_x = 1.00$, 689 $\text{g}_{\text{DME}} (\text{kg}_{\text{Cu}} \text{h})^{-1}$) at 523 K, than the respective combination of a commercial CZA catalyst with FER. For CZZ/FER, we also found the option of adjusting DME productivity at 503 K largely independent of the CO_2/CO_x ratio.

For CO_2/CO_x inlet-ratios ranging between 0.47 and 0.80, temperatures between 483 K and 513 K and a GHSV of 18 000 $\text{ml}_N (\text{g h})^{-1}$, both CO_2 and CO are converted – resulting in DME selectivities around 90%.

Detailed experiments with the CZZ/FER system performed under static and variable operating conditions showed that this catalytic system retains the major proportion of its initial DME productivity after 545 h time on stream. The overall deactivation in terms of DME productivity in the period from 0 to 545 h is 27.0%, and 14.6% during the period of variable feed conditions from 200 up to 545 h. The DME selectivity remains largely constant between 87.4% and 91.6% over the entire investigation duration. The extent to which aging phenomena due to sintering or coking play a role under process conditions is the subject of a planned investigation.

Our results prove the excellent suitability of CZZ/FER mixed catalyst systems for direct, flexible CO_x hydrogenation to DME under variable conditions. We believe that this type of catalyst system represents a promising option for use in sustainable power-to-fuel technologies that address both the use of hydrogen from renewable energy and the use of CO_2 as a C_1 raw material. For this reason, we are currently working intensively on modelling the process and optimising the composition of the catalyst bed and will report on this accordingly. Part of our work is furthermore to generate a sufficient data basis for a later planned kinetic modeling.

Conflicts of interest

There are no conflicts to declare.

Acknowledgements

This research was funded by the Helmholtz Association, Research Programme “Storage and Cross-linked Infrastructures”, Topic “Synthetic Hydrocarbons”. We kindly acknowledge the Chair of Industrial Chemistry at Ruhr-University Bochum for H_2 -TPR and N_2O -RFC measurements, the support of TVT-KIT group, analytics and chemical laboratory workers from IKFT-KIT.

References

- 1 N. Dahmen, U. Arnold, N. Djordjevic, T. Henrich, T. Kolb, H. Leibold and J. Sauer, *J. Supercrit. Fluids*, 2015, **96**, 124–132.

- 2 A. Varone and M. Ferrari, *Renewable Sustainable Energy Rev.*, 2015, **45**, 207–218.
- 3 A. Modak, P. Bhanja, S. Dutta, B. Chowdhury and A. Bhaumik, *Green Chem.*, 2020, **22**, 4002–4033.
- 4 G. A. Olah, A. Goepfert and G. S. Prakash, *J. Org. Chem.*, 2009, **74**, 487–498.
- 5 B. Niethammer, S. Wodarz, M. Betz, P. Haltenort, D. Oestreich, K. Hackbarth, U. Arnold, T. Otto and J. Sauer, *Chem. Ing. Tech.*, 2018, **90**, 99–112.
- 6 N. Dahmen, J. Abeln, M. Eberhard, T. Kolb, H. Leibold, J. Sauer, D. Stapf and B. Zimmerlin, *Appl. Catal., A*, 2017, **6**, e236.
- 7 J. Sun, G. Yang, Y. Yoneyama and N. Tsubaki, *ACS Catal.*, 2014, **4**, 3346–3356.
- 8 P. Geng, E. Cao, Q. Tan and L. Wei, *Renewable Sustainable Energy Rev.*, 2017, **71**, 523–534.
- 9 Y. Wang, H. Liu, H. Zhang and W. Ying, *React. Kinet., Mech. Catal.*, 2016, **119**, 585–594.
- 10 S. M. K. Aboul-Fotouh, L. I. Ali, M. A. Naghmash and N. A. K. Aboul-Gheit, *J. Fuel Chem. Technol.*, 2017, **45**, 581–588.
- 11 M. Sánchez-Contador, A. Ateka, P. Rodriguez-Vega, J. Bilbao and A. T. Aguayo, *Ind. Eng. Chem. Res.*, 2018, **57**, 1169–1178.
- 12 F. Frusteri, M. Migliori, C. Cannilla, L. Frusteri, E. Catizzzone, A. Aloise, G. Giordano and G. Bonura, *J. CO₂ Util.*, 2017, **18**, 353–361.
- 13 R. Ahmad, D. Schrempp, S. Behrens, J. Sauer, M. Döring and U. Arnold, *Fuel Process. Technol.*, 2014, **121**, 38–46.
- 14 R. Ahmad, M. Hellinger, M. Buchholz, H. Sezen, L. Gharnati, C. Wöll, J. Sauer, M. Döring, J.-D. Grunwaldt and U. Arnold, *Catal. Commun.*, 2014, **43**, 52–56.
- 15 S. S. Akarmazyan, P. Panagiotopoulou, A. Kambolis, C. Papadopolou and D. I. Kondarides, *Appl. Catal., B*, 2014, **145**, 136–148.
- 16 X. Jianchao, M. Dongsen, Z. Bin, C. Qingling and T. Yi, *Catal. Lett.*, 2004, **98**, 235–240.
- 17 D. Liu, C. Yao, J. Zhang, D. Fang and D. Chen, *Fuel*, 2011, **90**, 1738–1742.
- 18 J. Fei, Z. Hou, B. Zhu, H. Lou and X. Zheng, *Appl. Catal., A*, 2006, **304**, 49–54.
- 19 K. L. Ng, D. Chadwick and B. A. Toseland, *Chem. Eng. Sci.*, 1999, **54**, 3587–3592.
- 20 A. Ateka, M. Sánchez-Contador, J. Ereña, A. T. Aguayo and J. Bilbao, *React. Kinet., Mech. Catal.*, 2018, **124**, 401–418.
- 21 F. Studt, M. Behrens, E. L. Kunkes, N. Thomas, S. Zander, A. Tarasov, J. Schumann, E. Frei, J. B. Varley, F. Abild-Pedersen, J. K. Nørskov and R. Schlögl, *ChemCatChem*, 2015, **7**, 1105–1111.
- 22 R. van den Berg, G. Prieto, G. Korpershoek, L. I. van der Wal, A. J. van Bunningen, S. Laegsgaard-Jorgensen, P. E. de Jongh and K. P. de Jong, *Nat. Commun.*, 2016, **7**, 13057.
- 23 J. D. Grunwaldt, A. M. Molenbroek, N. Y. Topsøe, H. Topsøe and B. S. Clausen, *J. Catal.*, 2000, **194**, 452–460.
- 24 J. Abu-Dahrieh, D. Rooney, A. Goguet and Y. Saih, *Chem. Eng. J.*, 2012, **203**, 201–211.
- 25 Z. Azizi, M. Rezaeimanesh, T. Tohidian and M. R. Rahimpour, *Chem. Eng. Process.*, 2014, **82**, 150–172.
- 26 A. García-Trenco and A. Martínez, *Appl. Catal., A*, 2012, **411–412**, 170–179.
- 27 D. Wang, Y. Han, Y. Tan and N. Tsubaki, *Fuel Process. Technol.*, 2009, **90**, 446–451.
- 28 N. Diban, A. M. Urriaga, I. Ortiz, J. Ereña, J. Bilbao and A. T. Aguayo, *Chem. Eng. J.*, 2013, **234**, 140–148.
- 29 A. J. Jones and E. Iglesia, *Angew. Chem., Int. Ed.*, 2014, **53**, 12177–12181.
- 30 E. Catizzzone, A. Aloise, M. Migliori and G. Giordano, *J. Energy Chem.*, 2017, **26**, 406–415.
- 31 M. Liu, Y. Yi, L. Wang, H. Guo and A. Bogaerts, *Catalysts*, 2019, **9**, 275.
- 32 F. Arena, K. Barbera, G. Italiano, G. Bonura, L. Spadaro and F. Frusteri, *J. Catal.*, 2007, **249**, 185–194.
- 33 E. Catizzzone, M. Migliori, A. Purita and G. Giordano, *J. Energy Chem.*, 2019, **30**, 162–169.
- 34 S. Tada, A. Katagiri, K. Kiyota, T. Honma, H. Kamei, A. Nariyuki, S. Uchida and S. Satokawa, *J. Phys. Chem. C*, 2018, **122**, 5430–5442.
- 35 E. Lam, K. Larmier, P. Wolf, S. Tada, O. V. Safonova and C. Copéret, *J. Am. Chem. Soc.*, 2018, **140**, 10530–10535.
- 36 W. Wang, Z. Qu, L. Song and Q. Fu, *J. Energy Chem.*, 2020, **40**, 22–30.
- 37 E. Catizzzone, G. Bonura, M. Migliori, F. Frusteri and G. Giordano, *Molecules*, 2018, **23**, 31.
- 38 I. Sierra, J. Erena, A. T. Aguayo, J. M. Arandes, M. Olazar and J. Bilbao, *Appl. Catal., B*, 2011, **106**, 167–173.
- 39 J. T. Sun, I. S. Metcalfe and M. Sahibzada, *Ind. Eng. Chem. Res.*, 1999, **38**, 3868–3872.
- 40 J. Ereña, I. Sierra, A. T. Aguayo, A. Ateka, M. Olazar and J. Bilbao, *Chem. Eng. J.*, 2011, **174**, 660–667.
- 41 W.-J. Shen, K.-W. Jun, H.-S. Choi and K.-W. Lee, *Korean J. Chem. Eng.*, 2000, **17**, 210–216.
- 42 A. Ateka, J. Ereña, P. Pérez-Uriarte, A. T. Aguayo and J. Bilbao, *Int. J. Hydrogen Energy*, 2017, **42**, 27130–27138.
- 43 A. Bayat and T. Dogu, *Ind. Eng. Chem. Res.*, 2016, **55**, 11431–11439.
- 44 M.-H. Huang, H.-M. Lee, K.-C. Liang, C.-C. Tzeng and W.-H. Chen, *Int. J. Hydrogen Energy*, 2015, **40**, 13583–13593.
- 45 A. Ateka, J. Ereña, M. Sánchez-Contador, P. Perez-Uriarte, J. Bilbao and A. Aguayo, *Appl. Sci.*, 2018, **8**, 677.
- 46 S. Polierer, D. Guse, S. Wild, K. Herrera Delgado, T. N. Otto, T. A. Zevaco, M. Kind, J. Sauer, F. Studt and S. Pitter, *Catalysts*, 2020, **10**, 816.
- 47 A. I. Osman, J. K. Abu-Dahrieh, D. W. Rooney, S. A. Halawy, M. A. Mohamed and A. Abdelkader, *Appl. Catal., B*, 2012, **127**, 307–315.
- 48 G. Bonura, F. Frusteri, C. Cannilla, G. Drago Ferrante, A. Aloise, E. Catizzzone, M. Migliori and G. Giordano, *Catal. Today*, 2016, **277**, 48–54.
- 49 Y. T. Kim, K.-D. Jung and E. D. Park, *Microporous Mesoporous Mater.*, 2010, **131**, 28–36.
- 50 S. P. Naik, T. Ryu, V. Bui, J. D. Miller, N. B. Drinnan and W. Zmierzczak, *Chem. Eng. J.*, 2011, **167**, 362–368.
- 51 P. S. Sai Prasad, J. W. Bae, S.-H. Kang, Y.-J. Lee and K.-W. Jun, *Fuel Process. Technol.*, 2008, **89**, 1281–1286.

- 52 F. Arena, G. Mezzatesta, G. Zafarana, G. Trunfio, F. Frusteri and L. Spadaro, *Catal. Today*, 2013, **210**, 39–46.
- 53 M. Kurtz, N. Bauer, C. Büscher, H. Wilmer, O. Hinrichsen, R. Becker, S. Rabe, K. Merz, M. Driess, R. A. Fischer and M. Muhler, *Catal. Lett.*, 2004, **92**, 49–52.
- 54 F. Dadgar, R. Myrstad, P. Pfeifer, A. Holmen and H. J. Venvik, *Catal. Today*, 2016, **270**, 76–84.
- 55 K. G. Chanchlani, R. R. Hudgins and P. L. Silveston, *J. Catal.*, 1992, **136**, 59–75.
- 56 G. Liu, D. Willcox, M. Garland and H. H. Kung, *J. Catal.*, 1984, **90**, 139–146.
- 57 M. Behrens, F. Studt, I. Kasatkin, S. Köhl, M. Hävecker, F. Abild-Pedersen, S. Zander, F. Girgsdies, P. Kurr, B.-L. Kniep, M. Tovar, R. W. Fischer, J. K. Nørskov and R. Schlögl, *Science*, 2012, **336**, 893–897.
- 58 H. Ruland, H. Song, D. Laudenschleger, S. Stürmer, S. Schmidt, J. He, K. Kähler, M. Muhler and R. Schlögl, *ChemCatChem*, 2020, **12**, 3216–3222.
- 59 M. Sahibzada, I. S. Metcalfe and D. Chadwick, *J. Catal.*, 1998, **174**, 111–118.
- 60 S. Kuld, M. Thorhauge, H. Falsig, C. F. Elkjær, S. Helveg, I. Chorkendorff and J. Sehested, *Science*, 2016, **352**, 969–974.
- 61 M. B. Fichtl, D. Schlereth, N. Jacobsen, I. Kasatkin, J. Schumann, M. Behrens, R. Schlögl and O. Hinrichsen, *Appl. Catal., A*, 2015, **502**, 262–270.