


 Cite this: *RSC Adv.*, 2021, **11**, 27121

Oxovanadium(v)-catalyzed amination of carbon dioxide under ambient pressure for the synthesis of ureas†

 Toshiyuki Moriuchi,^{‡*} Takashi Sakuramoto,^a Takanari Matsutani,^b Ryota Kawai,^a Yosuke Donaka,^b Mamoru Tobisu[§] and Toshikazu Hirao^{§*}

Carbon dioxide is regarded as a reliable C1 building block in organic synthesis because of the nontoxic, abundant, and economical characteristics of carbon dioxide. In this manuscript, a commercially available oxovanadium(v) compound was demonstrated to serve as an efficient catalyst for the catalytic amination of carbon dioxide under ambient pressure in the synthesis of ureas. The catalytic transformation of chiral amines into the corresponding chiral ureas without loss of chirality was also performed. Furthermore, a gram-scale catalytic urea synthesis under ambient pressure was successfully achieved to validate the scalability of this catalytic activation of carbon dioxide.

 Received 27th May 2021
 Accepted 2nd August 2021

DOI: 10.1039/d1ra04125h

rsc.li/rsc-advances

Introduction

Efficient utilization of carbon dioxide is considered to be essential for the future sustainable society.¹ Especially, the employment of carbon dioxide as a C1 building block permits the synthesis of valuable compounds such as ureas, which are widely used as pesticides, herbicides, and raw materials of resin. Some catalytic systems using carbon dioxide for the synthesis of ureas have been reported,² but generally require high carbon dioxide pressure and high temperature. The catalytic system under ambient pressure is limited to CsOH/ionic liquid³ and TBA₂[WO₄]⁴ systems. These systems, however, use expensive ionic liquid as a solvent or lack versatility of substrates. Also, the synthesis of a cyclic urea by the direct reaction of carbon dioxide and diamine without the use of a catalyst requires high carbon dioxide pressure.⁵ Reaction of carbon dioxide with imidometal compounds provides a route to the isocyanates.⁶ Even though stoichiometric reaction of carbon dioxide with imidotitanium compounds at ambient temperature and under ambient pressure has been conducted to afford ureas,^{6b} catalytic reactions with *in situ* generated imidometal compounds have not been achieved. We have already developed

the one-step synthetic protocol of imidovanadium(v) compounds from amines and oxovanadium(v) compounds (Scheme 1a).⁷ Application of *in situ* generated imidovanadium(v) compounds from amines for transformation reactions of nitrogen functional groups has not been performed although there are catalytic systems using isocyanates⁸ or azobenzenes⁹ instead of amines. From these points of view, we embarked upon the development of a catalytic carbon dioxide activation system for the synthesis of ureas by utilizing *in situ* generated imidovanadium(v) compounds from amines and a commercially available oxovanadium(v) compound (Scheme 1b).

Results and discussion

For the first approach, we began our investigation by screening whether oxovanadium(v) compounds could serve as a catalyst in

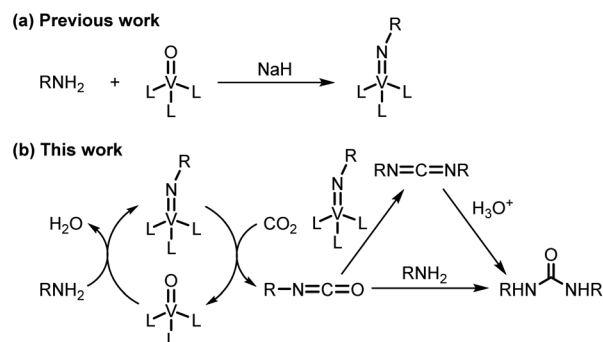
^aDepartment of Applied Chemistry, Graduate School of Engineering, Osaka University, Yamada-oka, Suita, Osaka 565-0871, Japan. E-mail: moriuchi@sci.osaka-cu.ac.jp

^bDivision of Molecular Materials Science, Graduate School of Science, Osaka City University, 3-3-138 Sugimoto, Sumiyoshi-ku, Osaka 558-8585, Japan

† Electronic supplementary information (ESI) available: Experimental details and spectral data. See DOI: 10.1039/d1ra04125h

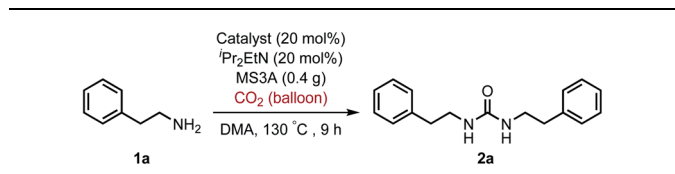
‡ Present address: Division of Molecular Materials Science, Graduate School of Science, Osaka City University, 3-3-138 Sugimoto, Sumiyoshi-ku, Osaka 558-8585, Japan.

§ Present address: The Institute of Scientific and Industrial Research, Osaka University, Mihoga-oka, Ibaraki, Osaka 567-0047, Japan.



Scheme 1 (a) Previous work: one-step synthesis of imidovanadium(v) compounds. (b) This work: oxovanadium(v)-catalyzed amination of carbon dioxide for the synthesis of ureas.



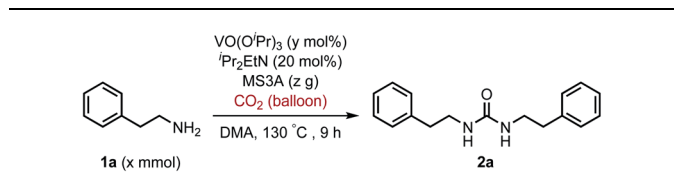
Table 1 Metal-catalyzed urea formation from 2-phenylethylamine (**1a**) and carbon dioxide^a

| Entry | Catalyst | NMR yield ^b (%) |
|-------|--|----------------------------|
| 1 | VO(O ^{<i>i</i>} Pr) ₃ | 45 |
| 2 | — | 5 |
| 3 | VO(Et) ₃ ^c | 25 |
| 4 | VO(OEt)Cl ₂ | 22 |
| 5 | VOCl ₃ | 17 |
| 6 | VO(TEA) ^d | 3 |
| 7 | V ₂ O ₅ | 6 |
| 8 | (NH ₄) ₂ MoO ₄ | 21 |
| 9 | TiO ₂ | 5 |
| 10 | WO ₃ | 4 |
| 11 | FeO | 9 |
| 12 | Fe ₂ O ₃ | 9 |
| 13 | NbO ₂ | 6 |
| 14 | Nb ₂ O ₅ | 7 |

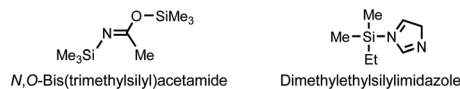
^a Reaction conditions: **1a** (0.60 mmol), catalyst (20 mol%), ^{*i*}Pr₂EtN (20 mol%) and MS3A (0.4 g) in DMA (2.0 mL) under carbon dioxide (balloon) at 130 °C for 9 h. ^b NMR (%) = [product (mmol) × 2 / substrate (mmol)] × 100. ^c 15 mol%, 6 h. ^d VO(TEA) =

the catalytic amination of carbon dioxide under ambient pressure for the synthesis of ureas. The reaction of 2-phenylethylamine (**1a**) with carbon dioxide (balloon) in the presence of VO(O^{*i*}Pr)₃ as a catalyst, *N,N*-diisopropylethylamine (^{*i*}Pr₂EtN) as a base and molecular sieve (MS3A) as a dehydrating reagent in *N,N*-dimethylacetamide (DMA) was found to afford the corresponding urea **2a** in 45% yield (Table 1, entry 1). Encouraged by this initial result, the effect of oxovanadium(v) compounds was examined. The reaction in the absence of VO(O^{*i*}Pr)₃ resulted in a lower yield (entry 2), revealing the efficiency of VO(O^{*i*}Pr)₃ catalyst for the amination of carbon dioxide in the synthesis of the urea **2a**. The reactivity of oxovanadium(v) compounds was found to be changed by the ligands binding to the vanadium metal center. The Lewis acidity of oxovanadium(v) compounds is known to be increased by replacing the alkoxy ligand with the chloride ligand.¹⁰ The yield of the urea **2a** decreased with increasing Lewis acidity of oxovanadium(v) compounds (entries 3–5). VO(TEA)¹¹ and V₂O₅ displayed no promising results (entries 6–7). When (NH₄)₂MoO₄ was used instead of VO(O^{*i*}Pr)₃, the urea **2a** was obtained in a lower yield (entry 8). The oxo-metal compounds including TiO₂, WO₃, FeO, Fe₂O₃, NbO₂ and Nb₂O₅ were not effective as catalysts (entries 9–14).

To improve the transformation outcome, the effect of various reaction parameters was examined (Table 2). An increase in the amount of MS3A significantly improved the yield of the urea **2a** (entries 1–4). The reaction was further optimized by changing the concentration. Decreasing substrate concentration

Table 2 Oxovanadium(v)-catalyzed urea formation from 2-phenylethylamine (**1a**) and carbon dioxide^a

| Entry | 1a (x mmol) | VO(O ^{<i>i</i>} Pr) ₃ (y mol%) | MS3A (z g) | NMR yield ^b (%) |
|-------------------|--------------------|--|------------|----------------------------|
| 1 | 0.60 | 20 | 0.4 | 45 |
| 2 | 0.60 | 20 | 1.2 | 69 |
| 3 | 0.60 | 20 | 2.0 | 81 |
| 4 | 0.60 | 20 | 3.0 | 81 |
| 5 | 0.30 | 20 | 2.0 | 91 |
| 6 | 1.20 | 20 | 2.0 | 79 |
| 7 | 0.30 | 15 | 2.0 | 84 |
| 8 | 0.30 | 8 | 2.0 | 73 |
| 9 ^c | 0.15 | 8 | 2.0 | 93 |
| 10 ^{c,d} | 0.15 | 8 | 2.0 | 85 |
| 11 ^{c,e} | 0.15 | 8 | 2.0 | 84 |
| 12 ^f | 0.15 | 8 | 2.0 | 81 |
| 13 ^{f,g} | 0.15 | 8 | 2.0 | 26 |
| 14 ^{f,h} | 0.15 | 8 | 2.0 | 81 |



^a Reaction conditions: **1a** (x mmol), VO(O^{*i*}Pr)₃ (y mol%), ^{*i*}Pr₂EtN (20 mol%) and MS3A (z g) in DMA (2.0 mL) under carbon dioxide (balloon) at 130 °C for 9 h. ^b NMR yield (%) = [product (mmol) × 2 / substrate (mmol)] × 100. ^c For 12 h. ^d With ^{*i*}Pr₂EtN (10 mol%). ^e Without ^{*i*}Pr₂EtN. ^f For 5 h. ^g *N,O*-Bis(trimethylsilyl)acetamide (500 mol%) was used instead of MS3A. ^h Dimethylethylsilylimidazole (500 mol%) was used instead of MS3A.

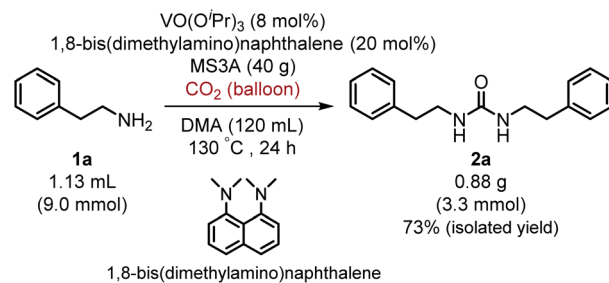
increased the yield to 91% (entry 5) although higher substrate concentration resulted in a lower yield (entry 6). The amount of catalyst as well as substrate concentration is important in this catalytic system (entries 7–9). Eventually, the amount of the catalyst loading could be reduced to 8 mol% to afford the desired urea **2a** in 93% yield with a longer reaction time (entry 9). The effect of ^{*i*}Pr₂EtN was examined. A decrease in the amount of ^{*i*}Pr₂EtN resulted in a lower yield (entries 10–11). Even with a reaction time of 5 h, the urea **2a** was obtained in 81% yield (entry 12). The choice of solvent is also an important factor in the efficient catalytic activity (Table S1, ESI[†]). *N,N*-Dimethylformamide (DMF) and 1-methyl-2-pyrrolidone (NMP) as well as dimethyl sulfoxide (DMSO) were found to be less effective solvents in this catalytic transformation under the reaction conditions of entry 12 (DMF, 64%; NMP, 56%; DMSO, 40%). The utilization of mesitylene and octane led to low yields of 17% and 13%, respectively. The efficiency of organic dehydrating reagents was examined. While *N,O*-bis(trimethylsilyl)acetamide showed no promising result (entry 13), the use of dimethylethylsilylimidazole instead of MS3A displayed similar efficiency to give the urea **2a** in 81% yield (entry 14).

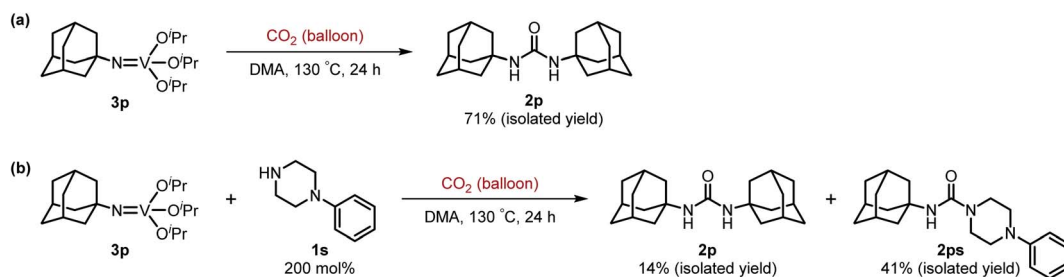
Table 3 Substrate scope of amines in the catalytic synthesis of ureas^a

| | | $\text{R}^1\text{R}^2\text{NH} \xrightarrow[\text{DMA, 130 }^\circ\text{C, 15 h}]{\text{VO(O}^i\text{Pr)}_3 \text{ (8 mol\%)} \\ \text{}^i\text{Pr}_2\text{EtN (20 mol\%)} \\ \text{MS3A (2.0 g)} \\ \text{CO}_2 \text{ (balloon)}} \text{R}^1\text{R}^2\text{N}-\text{C(=O)}-\text{NR}^1\text{R}^2$ | | | |
|-------|---------|--|-------|---------|----------------------------|
| Entry | Product | NMR yield ^b (%) | Entry | Product | NMR yield ^b (%) |
| 1 | | 85 | 10 | | 88 |
| 2 | | 80 | 11 | | 75 |
| 3 | | 84 | 12 | | 77 |
| 4 | | 82 | 13 | | 60 |
| 5 | | 71 | 14 | | 81 |
| 6 | | 89 | 15 | | 78 ^c |
| 7 | | 60 | 16 | | 37 ^d |
| 8 | | 60 | 17 | | 0 |
| 9 | | 89 | | | |

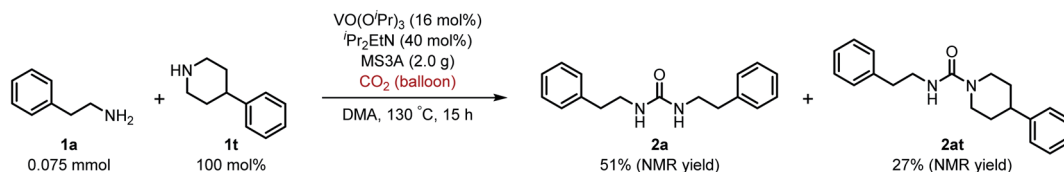
^a Reaction conditions: substrate **1** (0.15 mmol), VO(O^{*i*}Pr)₃ (8 mol%), ^{*i*}Pr₂EtN (20 mol%) and MS3A (2.0 g) in DMA (2.0 mL) under carbon dioxide (balloon) at 130 °C for 15 h. ^b NMR yield (%) = [product (mmol) × 2/substrate (mmol)] × 100. ^c Reaction time was 24 h. ^d 15 mol% VO(O^{*i*}Pr)₃ was used.

To explore the validity of this VO(O^{*i*}Pr)₃-catalyzed amination system, the substrate scope of amines in the synthesis of ureas was examined under the optimized reaction conditions (Table 3). In the case of primary aliphatic amines, the catalytic reaction proceeded well to afford the corresponding ureas **2b–p** in good yields (entries 1–15). For example, this catalytic system could be applied to 2-(4-bromophenyl)ethylamine (**1b**), in which the obtained product can be utilized for further transformation using Br group (entry 1). Chiral amine, (*S*)-(-)-1-phenylethylamine (**1i**), was converted into the corresponding chiral urea **2i** with retention of chirality as determined by chiral HPLC analysis (entry 8, ESI⁺). The tetrahydrofuran moiety was tolerated (entry 12). The catalytic transformation of an aromatic amine, *p*-anisidine (**1q**), resulted in a moderate yield of 37% (entry 16). Use

Scheme 2 Gram-scale catalytic reaction of 2-phenylethylamine (**1a**) with carbon dioxide (balloon) by using VO(O^{*i*}Pr)₃ catalyst.



Scheme 3 (a) Reaction of the imidovanadium(v) compound **3p** with carbon dioxide (balloon). (b) Reaction of the imidovanadium(v) compound **3p** with carbon dioxide (balloon) in the presence of 1-phenylpiperazine (**1s**).



Scheme 4 Reaction of 2-phenylethylamine (**1a**) with carbon dioxide (balloon) in the presence of 4-phenylpiperidine (**1t**) under the catalytic reaction conditions.

of a secondary amine, di-*n*-butylamine (**1r**), which cannot be transformed to the imidovanadium(v) compound in this catalytic system, did not lead to the urea formation (entry 17).

Moreover, it is worth mentioning that gram-scale catalytic reaction was successfully performed with 2-phenylethylamine (**1a**) by using 1,8-bis(dimethylamino)naphthalene instead of $i\text{Pr}_2\text{EtN}$ to provide the urea **2a** in 73% isolated yield (Scheme 2).

Next, we tackled a challenge to elucidate the reaction mechanism. To gain insight into the reactivity of the imidovanadium(v) compound with carbon dioxide, the imidovanadium(v) compound **3p**, which was obtained by the reaction of 1-adamantylamine with $\text{VO}(\text{O}^i\text{Pr})_3$ under atmospheric nitrogen, was heated in DMA under carbon dioxide (balloon) at 130 °C (Scheme 3a). The urea **2p** was found to be obtained in 71% isolated yield after workup with 1 M aqueous HCl, indicating the formation of the carbodiimide which is probably produced in the reaction of the imidovanadium(v) compound **3p** with the generated isocyanate.⁸ The difference in the reactivity of amines was applied to the detection of isocyanate formation. The reaction of the imidovanadium(v) compound **3p** with carbon dioxide in the presence of a secondary amine, 1-phenylpiperazine (**1s**), which does not form the imidovanadium(v) compound, was carried out (Scheme 3b). In this reaction, not only the symmetric urea **2p** (14% isolated yield) but also the unsymmetric urea **2ps** (41% isolated yield) was produced, wherein the symmetric urea derived from **1s** was not obtained. This result suggests that 1-adamantyl isocyanate might be generated to provide the unsymmetric urea **2ps**. Furthermore, the reaction of 2-phenylethylamine (**1a**) with carbon dioxide in the presence of a secondary amine, 4-phenylpiperidine (**1t**), under the catalytic reaction conditions (Scheme 4) was performed to provide the unsymmetric urea **2at** (27% NMR yield) with formation of the symmetric urea **2a** (51% NMR yield). Based on the thus-obtained preliminary mechanistic studies,

we propose the catalytic cycle outlined in Scheme 1b. The amine reacts with $\text{VO}(\text{O}^i\text{Pr})_3$ to form the imidovanadium(v) compound, which can then react with carbon dioxide to generate the corresponding isocyanate. The desired urea product is produced either by the reaction of the generated isocyanate with the starting amine or through the formation of the carbodiimide.

Conclusions

Catalytic activation of carbon dioxide as a C1 building block under ambient pressure for the synthesis of ureas was achieved by using a commercially available oxovanadium(v) compound. This catalytic system efficiently transforms various primary amines into the ureas. Our method is applicable to the synthesis of chiral urea without loss of chirality. Furthermore, a gram-scale catalytic reaction was also successfully performed to validate the scalability of this catalytic activation of carbon dioxide. Further studies aiming to achieve other types of catalytic activation of carbon dioxide by this strategy are currently under investigation.

Note added after first publication

This article replaces the version published on 9th August 2021, which contained errors in Table 1.

Conflicts of interest

There are no conflicts to declare.

Acknowledgements

This work was partly supported by the ACT-C program (Grant Number JPMJCR12Z3) of Japan Science and Technology Agency

(JST), Koyanagi-Foundation, Yamada Science Foundation, Enago Research Fellowship, Masuya Memorial Basic Research Foundation and STEP-UP research fund of Osaka City University. The authors thank Prof. Takahiro Nishimura for performing the analysis of the chiral urea product. Thanks are due to the Analytical Center, Graduate School of Engineering, Osaka University and the Analytical Center, Graduate School of Science, Osaka City University.

Notes and references

- (a) M. Hulla and P. J. Dyson, *Angew. Chem., Int. Ed.*, 2019, **58**, 2–18; (b) X.-F. Liu, X.-Y. Li and L.-N. He, *Eur. J. Org. Chem.*, 2019, 2437–2447; (c) Y. Ding, Y. Wang, Y. Su, Z. Yang, J. Liu, X. Hua and H. Wei, *Chin. Chem. Lett.*, 2020, **31**, 193–196; (d) S. Xie, X. Gao, F. Zhou, H. Wu and J. Zhou, *Chin. Chem. Lett.*, 2020, **31**, 324–328; (e) Z. Zhang, J.-H. Ye, T. Ju, L.-L. Liao, H. Huang, Y.-Y. Gui, W.-J. Zhou and D.-G. Yu, *ACS Catal.*, 2020, **10**, 10871–10885; (f) E. C. Ra, K. Y. Kim, E. H. Kim, H. Lee, K. An and J. S. Lee, *ACS Catal.*, 2020, **10**, 11318–11345; (g) A. Dibenedetto and F. Nocito, *ChemSusChem*, 2020, **13**, 6219–6228; (h) W. Schilling and S. Das, *ChemSusChem*, 2020, **13**, 6246–6258; (i) R.-S. Liu, X.-D. Shi, C.-T. Wang, Y.-Z. Gao, S. Xu, G.-P. Hao, S. Chen and A.-H. Lu, *ChemSusChem*, 2021, **14**, 1428–1471; (j) R. Calmanti, M. Selva and A. Perosa, *Green Chem.*, 2021, **23**, 1921–1941.
- (a) J. Fournier, C. Bruneau, P. H. Dixneuf and S. Lécolier, *J. Org. Chem.*, 1991, **56**, 4456–4458; (b) R. Nomura, Y. Hasegawa, M. Ishimoto, T. Toyosaki and H. Matsuda, *J. Org. Chem.*, 1992, **57**, 7339–7342; (c) A. Ion, V. Parvulescu, P. Jacobs and D. De Vos, *Green Chem.*, 2007, **9**, 158–161; (d) D.-L. Kong, L.-N. He and J.-Q. Wang, *Synlett*, 2010, 1276–1280; (e) M. Tamura, K. Noro, M. Honda, Y. Nakagawa and K. Tomishige, *Green Chem.*, 2013, **15**, 1567–1577; (f) D. S. Nguyen, J. K. Cho, S.-H. Shin, D. K. Mishra and Y. J. Kim, *ACS Sustainable Chem. Eng.*, 2016, **4**, 451–460.
- F. Shi, Y. Deng, T. SiMa, J. Peng, Y. Gu and B. Qiao, *Angew. Chem., Int. Ed.*, 2003, **42**, 3257–3260.
- T. Kimura, K. Kamata and N. Mizuno, *Angew. Chem., Int. Ed.*, 2012, **51**, 6700–6703.
- B. M. Bhanage, S. Fujita, Y. Ikushima and M. Arai, *Green Chem.*, 2003, **5**, 340–342.
- (a) S. C. Bart, C. Anthon, F. W. Heinemann, E. Bill, N. M. Edelstein and K. Meyer, *J. Am. Chem. Soc.*, 2008, **130**, 12536–12546; (b) J. C. Anderson and R. B. Moreno, *Org. Biomol. Chem.*, 2012, **10**, 1334–1338.
- (a) T. Moriuchi, M. Nishina and T. Hirao, *Angew. Chem., Int. Ed.*, 2010, **49**, 83–86; (b) M. Nishina, T. Moriuchi and T. Hirao, *Bull. Chem. Soc. Jpn.*, 2012, **85**, 606–612.
- K. R. Birdwhistell, T. Boucher, M. Ensminger, S. Harris, M. Johnson and S. Toporek, *Organometallics*, 1993, **12**, 1023–1025.
- K. Kawakita, E. P. Beaumier, Y. Kakiuchi, H. Tsurugi, I. A. Tonks and K. Mashima, *J. Am. Chem. Soc.*, 2019, **141**, 4194–4198.
- T. Hirao, *Chem. Rev.*, 1997, **97**, 2707–2724.
- D. C. Crans, H. Chen, O. P. Anderson and M. M. Miller, *J. Am. Chem. Soc.*, 1993, **115**, 6769–6776.