




Corrigendum

Corrigendum to “PAX3: A Molecule with Oncogenic or Tumor Suppressor Function Is Involved in Cancer”

**Ashok Arasu,¹ Sengottuvelan Murugan,² Musthafa Mohamed Essa ³,
Thirunavukkarasu Velusamy ¹, and Gilles J. Guillemin ⁴**

¹*Department of Biotechnology, School of Biotechnology and Genetic Engineering, Bharathiar University, Coimbatore 641046, Tamil Nadu, India*

²*Endocrine Research Facility, Department of Animal Science, Rutgers University, New Brunswick-08901, NJ, USA*

³*Department of Food Science and Nutrition, CAMS, Sultan Qaboos University, Muscat, Oman*

⁴*Neuroinflammation Group, Faculty of Medicine and Health Sciences, Deb Bailey MND Research Laboratory, Macquarie University, NSW, 2109, Australia*

Correspondence should be addressed to Musthafa Mohamed Essa; drmdessa@gmail.com

Received 5 August 2019; Accepted 21 August 2019; Published 9 December 2019

Copyright © 2019 Ashok Arasu et al. This is an open access article distributed under the Creative Commons Attribution License, which permits unrestricted use, distribution, and reproduction in any medium, provided the original work is properly cited.

In the article titled “PAX3: A Molecule with Oncogenic or Tumor Suppressor Function Is Involved in Cancer” [1], Dr. Mathivanan Jothi was missed in the acknowledgements section. As a former mentor to Ashok Arasu contributing to his concepts, ideas and discussions on which review article is based, the acknowledgements section is updated to reflect this.

Acknowledgment

The authors acknowledge Dr. Mathivanan Jothi, Department of Human Genetics, National Institute of Mental Health and Neurosciences, Bengaluru, India, a former mentor to Ashok Arasu for his concepts, ideas and discussion which are the basis for this review article. The authors apologize for any inconvenience or misunderstanding.

Reference

- [1] A. Arasu, S. Murugan, M. M. Essa, T. Velusamy, and G. J. Guillemin, “PAX3: a molecule with oncogenic or tumor suppressor function is involved in cancer,” *BioMed Research International*, vol. 3, Article ID 1095459, 12 pages, 2018.