



## POLICY AND SYSTEMS

### ORIGINAL RESEARCH PAPER

# Applications of the epidemiological modelling outputs for targeted mental health planning in conflict-affected populations: the Syria case-study

F. J. Charlson<sup>1,2,3\*</sup>, Y. Y. Lee<sup>1,2</sup>, S. Diminic<sup>1,2</sup> and H. Whiteford<sup>1,2,3</sup>

<sup>1</sup>School of Public Health, University of Queensland, Brisbane, Queensland, Australia

<sup>2</sup>Queensland Centre for Mental Health Research, Brisbane, Queensland, Australia

<sup>3</sup>Institute of Health Metrics and Evaluation, University of Washington, Seattle, Washington, USA

*Global Mental Health* (2016), 3, e8, page 1 of 13. doi:10.1017/gmh.2016.4

**Background.** Epidemiological models are frequently utilised to ascertain disease prevalence in a population; however, these estimates can have wider practical applications for informing targeted scale-up and optimisation of mental health services. We explore potential applications for a conflict-affected population, Syria.

**Methods.** We use prevalence estimates of major depression and post-traumatic stress disorder (PTSD) in conflict-affected populations as inputs for subsequent estimations. We use Global Burden of Disease (GBD) methodology to estimate years lived with a disability (YLDs) for depression and PTSD in Syrian populations. Human resource (HR) requirements to scale-up recommended packages of care for PTSD and depression in Syria over a 15-year period were modelled using the World Health Organisation mhGAP costing tool. Associated avertable burden was estimated using health benefit analyses.

**Results.** The total number of cases of PTSD in Syria was estimated at approximately 2.2 million, and approximately 1.1 million for depression. An age-standardised major depression rate of 13.4 (95% UI 9.8–17.5) YLDs per 1000 Syrian population is estimated compared with the GBD 2010 global age-standardised YLD rate of 9.2 (95% UI 7.0–11.8). HR requirements to support a linear scale-up of services in Syria using the mhGAP costing tool demonstrates a steady increase from 0.3 FTE in at baseline to 7.6 FTE per 100 000 population after scale-up. Linear scale-up over 15 years could see 7–9% of disease burden being averted.

**Conclusion.** Epidemiological estimates of mental disorders are key inputs into determining disease burden and guiding optimal mental health service delivery and can be used in target populations such as conflict-affected populations.

Received 23 September 2015; Revised 3 December 2015; Accepted 20 January 2016

**Key words:** Conflict, depression, global mental health, policy & systems, post-traumatic stress disorder, service planning.

## Introduction

Epidemiological modelling to produce estimates of prevalence, incidence, mortality and remission has been used extensively in recent years, particularly by the various iterations of the Global Burden of Disease Studies (GBD). The purpose-designed software developed for GBD to conduct this modelling is able to

\* Address for correspondence: F. J. Charlson, University of Queensland, School of Public Health, Queensland Centre for Mental Health Research, The Park – Centre for Mental Health, Locked Bag 500, ARCHERFIELD QLD 4108, Australia.

(Email: [fiona\\_charlson@qcmhr.uq.edu.au](mailto:fiona_charlson@qcmhr.uq.edu.au))



produce epidemiological estimates disaggregated by age, sex, location and disorder which are subsequently used as inputs for burden of disease estimation – namely years lived with a disability (YLD), a component of the disability-adjusted life year (DALY) metric (Murray *et al.* 2012a). However, modelled epidemiological estimates can have wider practical applications when used as inputs for other epidemiological and health service estimations which are crucial for informing various aspects of mental health service planning.

Modelled epidemiological estimates have been applied (generally as data inputs) in work conducted by the World Health Organisation (WHO) and others. Examples include assessments of mental health workforce gaps (Bruckner *et al.* 2011) and development of models for scaling up recommended packages of care for priority mental and substance use disorders (Chisholm *et al.* 2007; Bruckner *et al.* 2011), and cost-effectiveness analyses of such mental health intervention packages (Chisholm *et al.* 2004; Gureje *et al.* 2007). In addition, epidemiological estimates can be incorporated as part of health benefit analyses to estimate the disease burden avertable by select intervention packages with known efficacy, applied at nominated target coverage rates (Andrews *et al.* 2000; Higashi *et al.* 2015).

Subpopulations, such as those affected by conflict, are not well represented by GBD estimates which are generally reflective of health loss at the country or regional level. Subsequently, models of mental health service requirements conducted to-date (which draw upon GBD estimates) are unlikely to represent the context or needs of conflict-affected populations. Predictive estimates of mental disorder prevalence in conflict-affected populations have been conducted before by Steel and colleagues demonstrating significantly elevated prevalence in these populations (Steel *et al.* 2009). These predictive prevalence estimates have been applied to estimate mental health service requirements for conflict-affected populations in Libya, a country affected by an intense conflict in 2011 (Charlson *et al.* 2012). However, key limitations in the methods of this predictive modelling were identified. Subsequently, a more recent predictive model, using updated data and significant advances in statistical methods, has derived revised estimates of major depression and post-traumatic stress disorder (PTSD) prevalence in conflict-affected populations (Charlson *et al.* 2015).

In this paper, we explore various ways in which epidemiological estimates of mental disorders can be applied to achieve targeted scale-up and optimisation of mental health services in a conflict-affected population – using Syria, a country currently experiencing ongoing conflict and health crisis (Coutts *et al.* 2013),

as the case-example. By following GBD methodology and using subpopulation prevalence estimates, we re-estimate burden to more accurately reflect health loss attributable to major depression and PTSD in conflict-affected populations. Additionally, YLDs are projected forward for future planning of health services. The incorporation of age- and sex-specific epidemiological estimates into health economic models, such as the WHO's mhGAP tool (Chisholm *et al.* 2015), demonstrate how epidemiological estimates can be applied in estimating human resource (HR) requirements, and potential health gains for targeted scale-up of mental health services.

## Methods

### *Epidemiological model estimates*

Prevalence estimates of major depression and PTSD in conflict-affected populations, used as inputs in this study, have been previously developed using systematic review and Bayesian meta-regression methods. Methods have been described in full elsewhere (Charlson *et al.* 2015). In brief, a systematic review of the literature was conducted using PRISMA guidelines (Liberati *et al.* 2009) to collate epidemiological estimates of major depression and PTSD cases which met criteria for diagnosis as per the Diagnostic and Statistical Manual of Mental disorders (DSM) or the International Classification of Diseases (ICD) (World Health Organization, 1992; American Psychiatric Association, 2000). Electronic database searches were conducted using Medline (PubMed), PsychINFO, Embase, Published International Literature on Traumatic Stress (PILOTS), African Journal Online (AJOL), SciELO Public Health and ProQuest digital dissertations.

'Conflict-affected' countries were defined as meeting conditions set by the Uppsala Conflict Data Program (UCDP) database (Uppsala Conflict Data Program, 2012) and/or a level of 4 or 5 on the Political Terror Scale (PTS) (Political Terror Scale, 2011). To limit our populations to those either in conflict or within the 10-year post-conflict period, conflict status had to be met within the 10-year period prior to data collection. Studies were required to capture conflict-affected populations who remain within their country of origin or have been relocated to another neighbouring and/or non-Western country. Study samples not representative of the general population were excluded. Accepted diagnostic instruments were required to follow either ICD or DSM diagnostic criteria for major depression and PTSD.

DisMod-MR, a Bayesian meta-regression tool designed specifically for GBD 2010, was used to



develop predictive estimates of age-specific prevalence in conflict-affected populations, whilst simultaneously adjusting estimates for heterogeneity between studies (Ferrari *et al.* 2013a, b). DisMod-MR generates estimates through a negative-binomial model that is fitted using a randomised Markov-Chain Monte Carlo algorithm (Vos *et al.* 2012a; Flaxman *et al.* 2013). These modelled estimates were age-standardised against the population of Syria for computations in this paper (United Nations, 2015).

### Prevalent cases

Given the widespread and protracted conflict taking place in Syria we assume that the entire population of Syria has been exposed to traumatic war-related events at some stage. Therefore, to derive estimated prevalent cases of major depression and PTSD, prevalence estimates were multiplied by the total population of Syria as documented by the UN World Population Data (United Nations, 2015). Prevalence estimates are drawn from a previously published meta-regression (Charlson *et al.* 2015) and age-standardised for the Syrian population distribution.

The proportion of PTSD cases comorbid with depression derived from general population and post conflict settings was set at 50% based on documented rates including a sample of Bosnian refugees living in Croatia (Mollica *et al.* 1999; Chapman *et al.* 2012).

### Burden of disease

As part of the Global Burden of Disease Study 2010 (GBD2010), burden of disease estimates are produced for 20 mental and substance use disorders (Whiteford *et al.* 2013). The core metric of health loss is the DALY which is made up of both mortality (Years of life lost; YLL) and morbidity (YLD) components (Murray *et al.* 2012b). YLDs from a sequela are equal to the prevalent cases of the sequela multiplied by the disability weight for the health state associated with that sequela (Vos *et al.* 2012b).

Within a particular sequela, GBD considers there are several health states (e.g. mild, moderate and severe major depression). Each health state has its own disability-weight – a quantification of the severity of health loss associated with a health state on a scale from 0 to 1, when 0 is commensurate with perfect health and 1 is commensurate with death. In the GBD 2010, disability weights for health states are determined based on survey respondents representing the general public (Salomon *et al.* 2004). Comorbidity adjustments are applied to sequela-specific disability weights in the calculation of YLDs. YLDs for a disease or injury are the sum of the YLDs for each health state (e.g. mild, moderate and severe depression) associated

with the disease or injury. More detailed information on GBD methodology has been found elsewhere (Murray *et al.* 2012c; Vos *et al.* 2012b; Whiteford *et al.* 2013).

We used GBD methodology and disability weights to estimate YLDs for major depression and PTSD in conflict-affected populations (Table 1). As GBD does not assess PTSD we have used disability-weights associated with overarching group of all anxiety disorders as proxy values. We used Ersatz (version 1.31, Brisbane, Australia; available at: <http://www.epigear.com>), an add-in that allows bootstrapping in Excel (Microsoft Corporation, Redmond, WA), to propagate uncertainty from the model input parameters through to the final YLD estimates (EpiGear International, 2012).

### Mental health service requirements

Resource requirements to provide recommended packages of care for PTSD and depression were modelled using the WHO mhGAP costing tool (Chisholm *et al.* 2015). This tool utilises an Excel spreadsheet to calculate numbers of full time equivalent (FTE) staff, inpatient beds, bed days, and outpatient visits required to deliver basic packages of care for priority mental, neurological and substance abuse disorders. The mhGAP costing tool recommends several packages of care for each disorder, developed based on a systematic review of evidence and international consultation (World Health Organization, 2008). For depression, these include basic psychosocial treatment, advice and follow-up for moderate-to-severe cases; antidepressant medication for moderate-to-severe cases; intensive psychosocial intervention for a subset of moderate-to-severe cases; and psychosocial care for perinatal depression. The package recommends that treatments for depression be delivered through a mix of primary health care, ancillary, outpatient and inpatient services. mhGAP does not include anxiety therefore we chose to apply the depression care packages and exclude inpatient treatment. The rationale for this is discussed later in the methods.

The calculation of resource requirements required data on the number of people eligible to receive a mhGAP intervention package. In our model, we assumed that these intervention packages were delivered to people older than 15 years who had a moderate-severe case of depression and/or PTSD. Epidemiological inputs for these calculations included: (a) the number of prevalent cases of PTSD, depression, and comorbid PTSD and depression in Syria, calculated as described earlier; and (b) the proportion of moderate and severe cases of depression (28%) and PTSD (30%), sourced from the GBD 2010 study

**Table 1.** GBD 2010 severity splits and disability-weights

| Health state | Anxiety                       |                   | MDD                           |                   |
|--------------|-------------------------------|-------------------|-------------------------------|-------------------|
|              | Severity proportion, (95% UI) | Disability weight | Severity proportion, (95% UI) | Disability weight |
| Asymptomatic | 30% (29–31)                   | 0                 | 14% (10–18)                   | 0                 |
| Mild         | 38% (32–44)                   | 0.03 (0.02–0.05)  | 59% (48–69)                   | 0.16 (0.11–0.22)  |
| Moderate     | 19% (15–23)                   | 0.15 (0.10–0.21)  | 17% (12–21)                   | 0.41 (0.28–0.55)  |
| Severe       | 12% (8–17)                    | 0.52 (0.37–0.68)  | 11% (4–20)                    | 0.66 (0.47–0.82)  |
| Average      | –                             | 0.11 (0.08–0.14)  | –                             | 0.23 (0.18–0.30)  |

(Table 1). Additional assumptions were made by the mhGAP tool to calculate the population eligible to receive the perinatal package of care (refer to online Table S1 in the appendix). The eligible population in this case was the proportion of all women in the population aged 15–44 years who gave birth during the year and had moderate–severe perinatal depression. We estimated a fertility rate of 11% based on United Nations Populations data (UNdata, 2012), that 15% had perinatal depression (O'hara & Swain, 1996; Fisher *et al.* 2012), and that the proportion of moderate–severe cases corresponded with the percentage for depression quoted above.

Each package of care includes a treatment coverage target (i.e. the proportion of prevalent cases to receive that package of care). Target coverage for 2030 was drawn from the default settings in the mhGAP costing tool (Table 2). A conservative baseline coverage rate of 1% was estimated from limited data available on current mental health service delivery in Syria (World Health Organisation, 2nd Quarter, 2014a, b). Although there are no clear signs of the conflict in Syria coming to an end we elected, for demonstration purposes, to use a hypothetical baseline year of services scale-up to be 2015. To scale up the packages of care over 15 years from baseline to target coverage rates, two versions of the resourcing model were calculated. The first assumed an exponential scale up (i.e. small rate of scale-up initially with a more rapid rate of scale-up in the final years), while the second assumed a linear scale-up, where resources were increased at a constant rate over time.

Within each mhGAP package of care multiple treatment types may be included, such as primary care visits, ancillary care visits, and hospital inpatient and/or outpatient care. For each treatment type, the tool delineates the proportion of people in the care package who receive that treatment type, the number of visits or inpatient days required per person, and the number of minutes per visit. Further care package parameters are detailed in the online supplementary table.

Anxiety disorders are not included in the mhGAP costing tool. As evidence-based treatments for PTSD and major depression are similar (National Institute for Health and Care Excellence, 2009), the care packages for moderate to severe depression (excluding perinatal depression) were assigned for the treatment of moderate to severe PTSD. However, it was assumed that no inpatient treatment would be required for PTSD (National Institute for Health and Care Excellence, 2005). Prevalent cases of comorbid depression and PTSD were assigned treatment packages for depression, which include some inpatient treatment, as these cases are likely to require more intensive intervention.

The number of visits required for primary care, ancillary care and outpatient care in each care package were calculated as the product of the eligible population, the treatment coverage target, and the average number of visits per person. The number of bed days required for inpatient care in each care package was calculated as the product of the eligible population, the treatment coverage target, the percentage use and the number of bed days per person.

The numbers of visits or bed days were summed to provide a total for each treatment type and disorder. These were used to calculate the number of FTE staff required to deliver the recommended packages of care at the target coverage rate for each year. The mhGAP costing tool provides HR parameters for the following mental health provider types: psychiatrist, other physician/doctor, nurse, psychologist, other psychosocial worker and other provider/worker. For each provider type, the tool details the number of days worked per year, the average number of consultations per day for each community/outpatient treatment type, the average duration of a visit for each community/outpatient treatment type, and for inpatient care the number of staff per 25 bed ward. For each treatment type, the proportion of care delivered by each provider type is also detailed (see online supplementary table for full staffing parameters).



**Table 2.** Recommended packages of care and coverage targets

| Interventions   | Target population                                | Coverage    |            |
|---|--|-------------|------------|
|   |  | Current (%) | Target (%) |
| <i>Depression</i>   |  |             |            |
| Basic psychosocial treatment, advice & follow-up          | Moderate – severe cases of depression            | 1           | 30         |
| Anti-depressant medication*                               | Moderate – severe cases of depression            | 1           | 30         |
| Intensive psychosocial intervention                       | Moderate – severe cases of depression            | 1           | 10         |
| Psychosocial care (home visits) for peri-natal depression | Moderate – severe cases of peri-natal depression | 1           | 25         |
| <i>PTSD</i>   |  |             |            |
| Basic psychosocial treatment, advice and follow-up        | Moderate – severe cases of PTSD                  | 1           | 30         |
| Anti-depressant medication <sup>a</sup>                   | Moderate – severe cases of PTSD                  | 1           | 30         |
| Intensive psychosocial intervention                       | Moderate – severe cases of PTSD                  | 1           | 10         |

<sup>a</sup> Anti-depressant medication = Fluoxetine, 20 mg tab; Amitriptyline, 50 mg tab.

For each provider type, the number of FTE community/outpatient staff was calculated as the total number of visits in each setting multiplied by the proportion of care for that setting delivered by the relevant provider, divided by the number of consultations per year (number of consultations per day multiplied by the number of days worked per year). The number of inpatient beds was calculated as the number of bed days divided by 365 days per year, multiplied by 1.15 to assume 86% occupancy. For each provider type, the number of FTE inpatient staff was calculated as the number of beds divided by 25 beds per inpatient ward, multiplied by the number of that provider type per inpatient ward.

**Avertable burden with increasing treatment coverage**

The following section outlines the steps used to calculate the burden of depression and PTSD that could be averted by scaling up mhGAP intervention packages in Syria between the years 2015–2030. A population model was constructed to calculate the change in DALY burden that would occur in a post-conflict country (Syria) under four intervention scenarios: (1) no treatment; (2) current coverage; (3) 30% target coverage; and (4) 100% target coverage. The ‘no treatment’ scenario calculated the DALYs arising under a hypothetical ‘partial null’ scenario where all existing mental health services are removed. The current coverage scenario calculated the DALYs that occur with the existing coverage rate (i.e. 1%). The third scenario analysed the DALYs arising from a gradual scale-up of intervention coverage from a baseline of 1% to a final target coverage of 30%. Finally, the fourth scenario

analysed the DALYs that would occur if intervention packages were gradually scaled up to an ideal target coverage of 100% in the year 2030. The DALY burden in our model is reflective of the YLD burden given the low levels of case fatality attributable to depression and anxiety. As in the mhGAP analysis, we evaluated the effect of assuming a linear or exponential scale-up for each intervention scenario.

A multiple cohort Markov model was constructed in Excel to model the disease dynamics of several multi-age cohorts in the 2015 Syrian population (Habbema *et al.* 2010) (refer to online figure S1 in appendix). Our model was based on a previous disease model, DisMod 2 (Barendregt *et al.* 2003), which simulates how a population cohort moves between three health states (healthy, diseased and dead) on a year-to-year basis. Transitions between each health state correspond with defined epidemiological parameters (i.e. incidence, remission, case fatality and other cause mortality). Our model calculated the year-to-year transition of a multi-age cohort between each health state over a 15-year time horizon, which is in keeping with the time frame used in the mhGAP tool and is similar to the 10-year time period used in previous health economic studies (Edejer *et al.* 2012). The reference year of the analysis was 2015.

Multi-age cohorts were based on age groups contained in the mhGAP tool above 15 years of age – i.e. 15–29, 30–44, 45–59, 60–69, 70–79 and 80+ years. The mid-age population for each age cohort was used to model each cohort over the 15-year time horizon. For instance, the mid-age of the 15–29 year population is 22 years. So the population for the 15–29 year age cohort experienced the intervention over fifteen years using the mortality and disease parameters that



applied to the ages 22–37 years. The next 30–44 year cohort had a mid-age of 37 years and was modelled between the ages 37–52 years and so on.

### Epidemiological input data

Input parameters were needed for the ages between 0 and 100 years to model the epidemiological experience of each age cohort over time. Population data were taken from UN population statistics. Mortality data for the 2015 Syrian population was obtained from GBD 2010.

DisMod 2 software was used to estimate a complete set of internally consistent disease parameters for PTSD and comorbid depression/PTSD in Syria. Prevalence data were obtained from the GBD 2010 study. A remission rate of 1.40 person-years was used for depression based on an average annual duration of 37.7 weeks. A remission rate of 0.17 person-years was used for PTSD based on the proportion of remitted cases obtained from a previous systematic review (Morina *et al.* 2014). The relative risk (RR) of mortality among depression cases was 1.9, based on a previous systematic review by Baxter 2011. The case fatality rate for PTSD was assumed to be zero at all ages. Entering the aforementioned input parameters into DisMod 2 allowed us to calculate internally consistent parameters on the incidence, prevalence, case fatality and remission for both depression and PTSD, respectively. Parameters were derived for 1-year age groups between the ages 0–100 years. These calculated parameters were, in turn, used as inputs for the multi-cohort Markov model.

### Intervention package details

We derived a set of intervention packages for the intervention scenario based on the intervention packages used in the mhGAP costing tool. Intervention packages, once again, targeted moderate to severe cases of depression and PTSD. The effect sizes for each intervention (expressed as the % change in remission and/or disability weight) were obtained from the previous work (Chisholm *et al.* 2000; World Health Organization, 2006; Chisholm & Saxena, 2012). The effectiveness of each intervention package was calculated by multiplying the efficacy of an intervention (e.g. % reduction in remission) by the total coverage (i.e. target population coverage multiplied by the scale-up coverage). The annual scale-up coverage was determined by the nominated intervention scenario. For example, scale-up coverage was constant over 15 years at 0% for the partial null and 1% for the current coverage scenarios. In the third and fourth intervention scenarios, the scale-up coverage (linear and exponential) increased from a baseline of 1% to a

target coverage of 30 and 100%, respectively. The combined effectiveness of each intervention package for each disorder was calculated by using the following equation (Edejer *et al.* 2012):

$$\begin{aligned} \text{Combined effectiveness} = & (1 - c_1 * e_1) + (1 - c_2 * e_2) \\ & + \dots + (1 - c_n * e_n) \end{aligned} \quad (1.1)$$

where  $c$  = coverage rate;  $e$  = effectiveness; and  $n$  = total number of interventions.

Two parallel life tables were constructed using the DisMod 2 equations to compare the effect of scaling up these intervention packages over a 15-year time horizon (i.e. intervention scenario) *v.* a no intervention scale-up scenario (i.e. comparator). This was done separately for PTSD and comorbid depression/PTSD to calculate the DALYs averted when interventions for these diseases are scaled up, respectively. Ersatz was used to implement the programming for the multi-cohort Markov model.

### Sensitivity analysis

Our baseline analysis did not apply a discount rate to account for the time preference of health benefits; where a benefit received now is worth more than a benefit received in the future. We thus conducted a sensitivity analysis to evaluate the impact of applying a 3% annual discount rate to the model.

## Results

### Prevalence

The age-standardised prevalence of PTSD and major depression in Syria's conflict-affected populations is estimated at 12.9% (95% UI 6.9–22.9) and 7.6% (95% UI 5.1–10.9), respectively (Charlson *et al.* 2015). The total number of cases of PTSD in Syria was estimated at approximately 2.2 million, and at approximately 1.1 million for depression. When adjusting for high rates of comorbidity between the two disorders the combined number of prevalent cases was approximately 2.2 million. Both disorders demonstrate the highest number of prevalent cases in the adolescent to young adult age groups (Fig. 1). Based on population statistics available for Syria, this equates to approximately 1.3 million cases of depression and PTSD in the 20–29 year age-group alone or 2 million cases in ages 10–39.

### Burden of disease

Absolute YLD's for PTSD in Syria are estimated at approximately 250 000 [244 141 (95% UI 175 710–322 600)]. Age-standardised YLD rates per 1000 Syrian

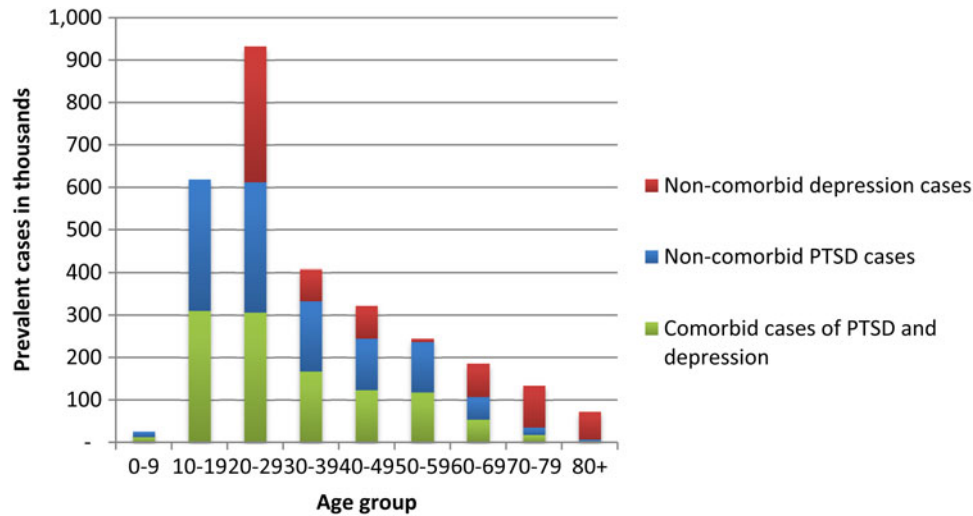


Fig. 1. Age-specific prevalent cases, in millions, for PTSD and major depression in Syria, 2015.

population are estimated at 13.1 (95% UI 9.4–17.3), compared to a GBD 2010 global age-standardised YLD rate per 1000 population (of ‘anxiety disorders’) of 3.9 (95% UI 5.4–2.7). Absolute YLD’s for major depression in Syria are also estimated at approximately 250 000 [246 859 (95% UI 180 949–325 963)], or a rate of 13.4 (95% UI 9.8–17.5) YLDs per 1000 Syrian population. This is compared with the GBD 2010 global age-standardised YLD rate of 9.2 (95% UI 7.0–11.8).

Age-specific YLD rates in conflict-affected populations demonstrate elevated and statistically significant differences to global YLD rates as estimated in GBD 2010. This is seen across the majority of age-groups despite large uncertainty intervals (UI) (Fig. 2).

### Mental health service requirements

#### FTE scale-up from 2015 to 2030

Estimating HR requirements to support a linear scale-up of depression and anxiety health services in Syria using the mhGAP costing tool default settings demonstrates a steady increase from 0.3 FTE in 2015 to around 7.6 FTE per 100 000 population in 2029 (Fig. 3). This can be disaggregated by provider type with it being recommended that the vast majority of health workers are non-specialist. Using population projections of Syria we estimate approximately 50 mental health workers at present (baseline) with a target increase to 1600 by 2029 – consisting of approximately 570 nurses, 210 general physicians, 90 psychiatrists, 100 psychologists and 620 ‘other’ non-specialist providers.

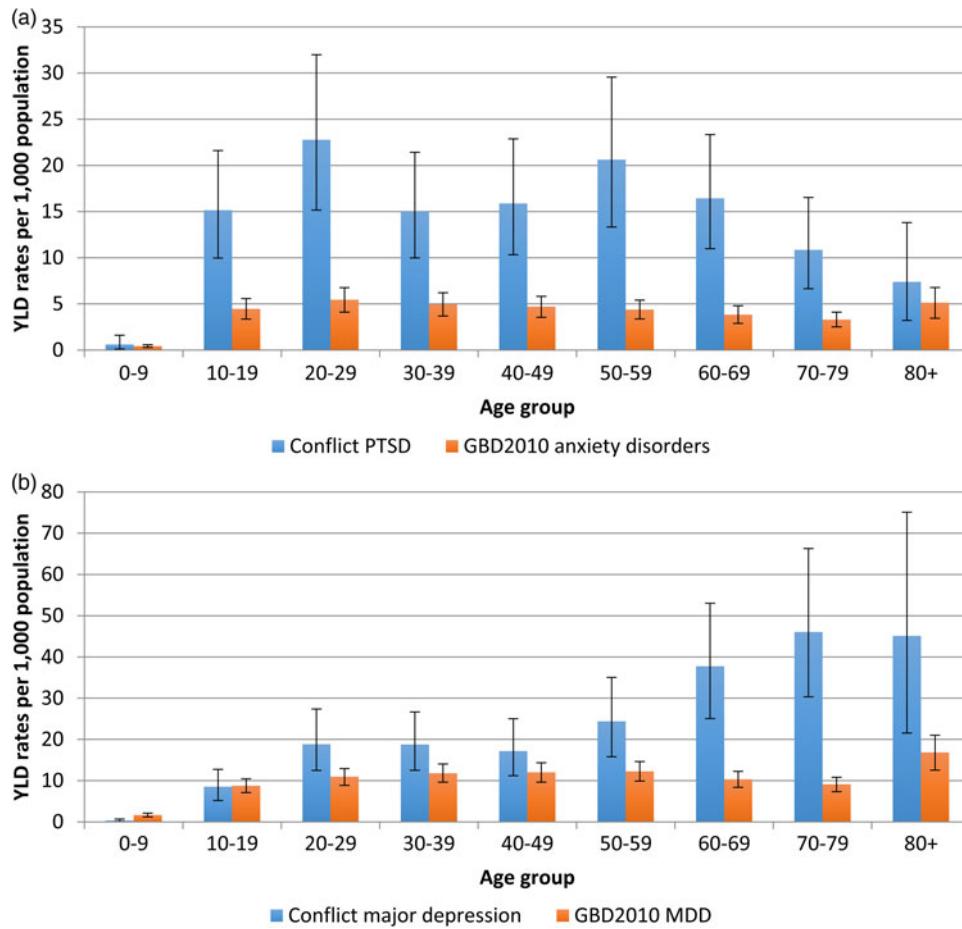
Exponential scale-up models have the same estimations of HR requirements at baseline (2015) and 2029 but require less of an investment in the initial years

of scale-up with the majority of the scale-up being achieved in the last few years. These models are available for reference in online Fig. 3a, b of the appendix.

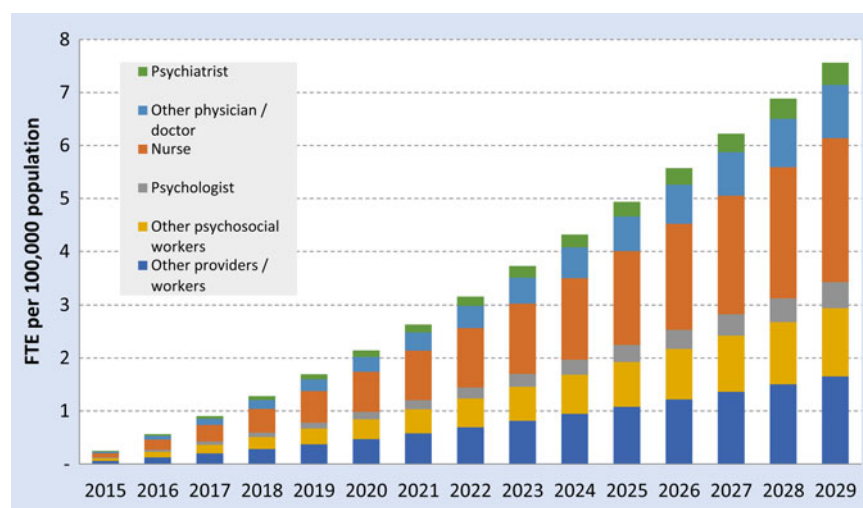
Estimated scale-up demands on health services in terms of service contacts can be found in Table 3. The baseline estimates of service contacts total approximately 6000 outpatient visits, 37 000 primary care visits, and 78 000 ancillary care visits per annum. Total inpatient days for the baseline year are estimated at approximately 1000 days using only three dedicated inpatient beds. Inpatient services are reserved for cases of moderate–severe depression or comorbid depression/PTSD only as described in the methods. By the end of scale-up target service contacts will reach 2 million visits to each of primary care and ancillary care services; 300 000 outpatient service contacts and 44 000 inpatient days requiring 140 beds.

#### Avertable burden with increasing treatment coverage

Figures 4a, b demonstrate the health benefits that occur under a range of intervention scenarios based on three different coverage targets (current coverage, target coverage and 100% coverage) and two different models of scale-up (exponential and linear). Linear scale-up models make larger health gains over exponential scale-up models due to the more sustained growth throughout the scale-up period (in contrast to the growth being concentrated in the last few years). The modest coverage targets set in this analysis (10 to 30%, refer to Table 2) could see approximately 7–9% of the burden of disease attributable to moderate and severe cases of depression and PTSD averted (also refer to online Figure S4 of the appendix). Raising treatment coverage targets to 100% of moderate and



**Fig. 2.** (a) Age-specific YLD rates per 1000 population (with 95% UI) for PTSD in Syria, 2015. (b) Age-specific YLD rates per 1000 population (with 95% UI) for major depression in Syria, 2015.



**Fig. 3.** HR requirements for linear scale-up of anxiety and depression packages of care, in FTE per 100 000 population, 2015–2030.





**Table 3.** Service contacts by year of linear scale-up for both PTSD and depression, 2015–2030

|                       | 2015   | 2020    | 2025      | 2029      |
|-----------------------|--------|---------|-----------|-----------|
| <b>PTSD</b>           |        |         |           |           |
| Primary care visits   | 21 203 | 286 123 | 663 711   | 1 010 781 |
| Ancillary care visits | 26 802 | 134 210 | 287 022   | 425 905   |
| Outpatient visits     | 3186   | 43 000  | 99 746    | 151 906   |
| Inpatient days        | –      | –       | –         | –         |
| Inpatient beds        | –      | –       | –         | –         |
| <b>Depression</b>     |        |         |           |           |
| Primary care visits   | 16 120 | 221 709 | 537 155   | 844 998   |
| Ancillary care visits | 21 656 | 119 052 | 267 426   | 408 402   |
| Outpatient visits     | 2423   | 33 320  | 80 727    | 126 991   |
| Inpatient days        | 848    | 11 662  | 28 254    | 44 447    |
| Inpatient beds        | 3      | 37      | 89        | 140       |
| <b>Total</b>          |        |         |           |           |
| Primary care visits   | 37 323 | 507 832 | 1 200 866 | 1 855 780 |
| Ancillary care visits | 48 458 | 253 262 | 554 448   | 834 307   |
| Outpatient visits     | 5609   | 76 320  | 180 473   | 278 897   |
| Inpatient days        | 848    | 11 662  | 28 254    | 44 447    |
| Inpatient beds        | 3      | 37      | 89        | 140       |

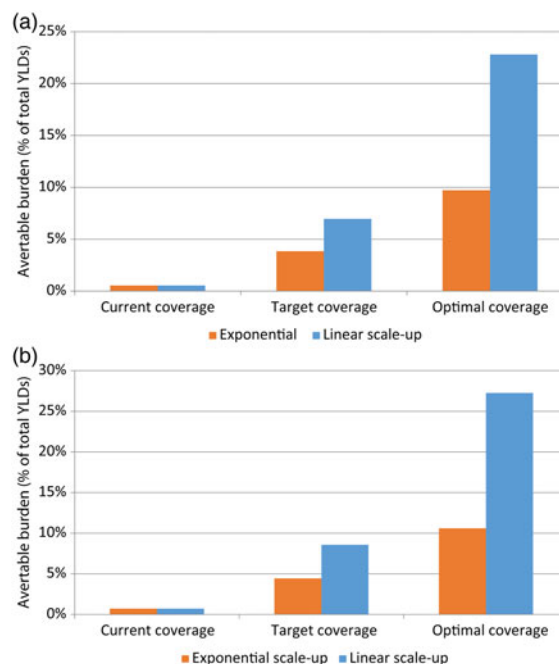
severe cases would see approximately 23–27% of burden averted. Our results were robust even after applying a 3% discount rate (a difference of only 2% avertable burden – data not shown).

### Discussion

This paper demonstrates how epidemiological estimates of mental disorders can be applied to guide targeted scale-up and optimisation of mental health services in a post-conflict setting – Syria. Epidemiological estimates derived from the GBD Study and similar modelling exercises can provide a rich source of data for various components of informed mental health service planning and reform.

We estimate that around 2.2 million Syrian people are experiencing depression or PTSD, with half of those potentially suffering from both disorders. YLD rates for major depression in Syria are estimated at 13.4 (95% UI 9.8–17.5) YLDs per 1000 Syrian population, much greater than the GBD 2010 global age-standardised YLD rate of 9.2 per 100 000 (95% UI 7.0–11.8). This rate of burden is greater than the burden estimated for any other disease in GBD 2010 and highlights the mental health crisis likely present in the Syrian population.

In 2013 World Health Organization Syria initiated a program of providing mental health services using non-specialist health workers (World Health Organization, 2015). Implementation of mental health services has been successful in some areas of ongoing



**Fig. 4.** (a) Avertable burden (DALYs) of moderate-to-severe depression – three possible scenarios: (1) current treatment coverage; (2) scale up to 30% target coverage; (3) scale up to optimal (100% of moderate–severe cases) target coverage. (b) Avertable burden (DALYs) of moderate-to-severe PTSD – three possible scenarios: (1) current treatment coverage; (2) scale up to 30% target coverage; (3) scale up to optimal (100% of moderate–severe cases) target coverage.

armed conflict (Ventevogel *et al.* 2012; Jordans *et al.* 2013). An eventual end to this conflict will present Syria with significant opportunities to rebuild and restructure its health and mental health services. What can be achieved by taking advantage of opportunities presented during phases of development have been highlighted in other countries with successful integration of mental health services (Raja *et al.* 2012) and mental health service reform (Makhashvili & van Voren, 2013).

It is important to note that the modelling of health service requirements presented in this paper is not a prescriptive assessment of mental health service scale-up in Syria. Any targets for scale-up would need to be considered within a range of contextual and feasibility factors (for example, it may not be realistic to achieve a target of 90 trained psychiatrists within a 15-year period) and adjusted accordingly. For the purposes of demonstrating what a scale-up of mental health services in a post-conflict period could potentially look like, we have presented two mental health service scale-up models – linear and exponential (refer to the online supplementary material). The linear model leads to greater health gains



than the exponential model but requires a greater commitment of resources earlier in the scale-up period. The exponential scale-up assumption may be more realistic in the context of developing countries and post-conflict settings, which generally experience small incremental changes in the early years of program implementation.

HR requirements to support the 15-year scale-up of mental health services in Syria using the mhGAP costing tool demonstrates a steady increase from 0.3 FTE to 7.8 FTE per 100 000 population. It should be noted that this model only represents service requirements for depression and PTSD. Other mental disorders will require significant resources in addition to those presented in this paper. It is also vital to note the importance of embedding mental health services within primary healthcare (Patel *et al.* 2013) and task-shifting models which utilise non-specialist mental health workers as a feasible and effective mode of mental health services delivery in low-resource settings (Patel *et al.* 2009, 2011). WHO's mhGAP intervention guide for mental, neurological and substance use disorders in low-resource settings is an essential resource for guiding the scale-up of mental health services (World Health Organization, 2008). Whilst PTSD is not a part of the core mhGAP intervention guide, it has been included in a subsequently published 'mhGAP module Assessment Management of Conditions Specifically Related to Stress' (World Health Organization, 2013).

The burden of disease that is avertable through the implementation of recommended treatment packages is perhaps modest compared with other diseases. However, these recommended treatment packages for mental disorders are very cost-effective and there is a strong economic argument for investing in mental health services in resource-constrained settings (Saxena *et al.* 2007; Buttorff *et al.* 2012). The scenario of 100% treatment coverage presented in our results is not a realistic goal but demonstrates the maximum avertable burden of disease through implementation of recommended packages of services.

The applications demonstrated in this paper are not exhaustive of what can be achieved with the availability and utilisation of additional data sources. For example, service provision costs would allow for full cost-effectiveness analyses, and service utilisation data can facilitate the exploration of global treatment gaps. The OneHealth software tool developed by the WHO is designed to inform national strategic health planning in low- and middle-income countries and is currently undergoing further development to enable full costing and service planning for mental health (<http://www.who.int/choice/onehealthtool/en/>).

### Limitations

The core limitations to the estimation methods presented in this paper stem from two main domains – (1) the epidemiological modelling; and (2) assumptions made in the modelling of service requirements. Perhaps the most important limitation of this current work is the omission of mental disorders other than PTSD and depression. As noted by the Inter-agency Standing Committee, 'mental health and psychosocial problems in emergencies encompass far more than the experience of PTSD or disaster-induced depression. A selective focus on these two problems is inappropriate because it overlooks many other MHPSS problems in emergencies, as well as ignoring people's resources' (Inter-Agency Standing Committee, 2007). As noted by Charlson *et al.* (2015), the available epidemiological literature for other mental disorders in conflict-affected populations is lacking. This leaves a significant gap in the modelling presented in this paper and limits our knowledge of how the mental health system should adapt and respond to address mental disorders collectively.

The limitations in deriving epidemiological estimates of depression and PTSD in conflict-affected populations using DisMod-MR software have been discussed elsewhere (Charlson *et al.* 2015). Further to this is the fact that no epidemiological data from Syrian populations was available for inclusion in the epidemiological model and all epidemiological estimates, including rates of comorbidity and proportions of moderate and severe cases, used in our analyses are drawn from other populations. The differences between Syrian and other conflict-affected populations cannot be understood until such a time that an epidemiological study of mental disorders in the general Syrian population can be undertaken.

Several assumptions were made in the modelling of service requirements and health benefits in this paper. Firstly, baseline coverage rates may not be reflective of the reality in Syria. Target coverage rates are also nominal and may over- or underestimate what can be achieved in a scale-up period. Effect sizes of recommended interventions may also not be representative of what can be expected in the Syrian population. All assumptions and inputs included in our models are guided by previously used models and/or published data; however, it is important to note that changes in any of these inputs can dramatically change derived findings presented in this paper.

As already noted, the service modelling presented in this paper is not a prescriptive assessment but rather a guide of what might be possible. Assumptions and targets for scale-up should be considered within a range



of contextual and feasibility factors and adjusted accordingly. One such factor which has a large impact on modelling is the recent large reduction in population size of Syria, primarily due to refugees exiting the country. It might be reasonable to anticipate further considerable changes in population size as the crisis continues to evolve.

A further consideration when interpreting HR requirement estimations is that the mhGAP costing tool does not encompass non-clinical roles such as training and supervision. This is dealt with as an administrative overhead within the costing component of the tool and the costing exercise was considered outside the scope of this paper. The HR requirements needed to implement non-specialist delivered interventions as per the mhGAP-IG may therefore be underestimated in our results.

A final, but noteworthy, limitation with respect to scaling-up mental health services in a post-conflict environment is that ongoing instability will have serious and detrimental effects on any mental health system building efforts and also on the mental health of the population. Political and social stability is vital for successful health system building.

## Conclusion

Epidemiological estimates of mental disorders are key inputs into determining disease burden and guiding optimal mental health service delivery in target populations such as conflict-affected populations. Syria provides a topical case-study of how these estimates could be used to plan for mental health services in the wake of a devastating conflict and mental health crisis.

## Supplementary material

For supplementary material accompanying this paper visit <http://dx.doi.org/10.1017/gmh.2016.4>.

## Acknowledgements

We would like to thank Dan Chisholm (World Health Organisation) for his provision of mhGAP costing tool and his guidance in modelling treatment packages. Core funding for the Queensland Centre of Mental Health Research is provided by the Queensland Department of Health, Australia.

## Declaration of Interest

None.

## Ethical Standards

This research did not involve human or animal experimentation.

## References

- American Psychiatric Association** (2000). *Diagnostic and Statistical Manual of Mental Disorders (DSM-IV-TR)*. American Psychiatric Association: Washington, DC.
- Andrews G, Sanderson K, Corry J, Lapsley HM** (2000). Using epidemiological data to model efficiency in reducing the burden of depression. *Journal of Mental Health Policy and Economics* **3**, 175–186.
- Barendregt JJ, Van Oortmarsen GJ, Vos T, Murray CJ** (2003). A generic model for the assessment of disease epidemiology: the computational basis of DisMod II. *Population Health Metrics* **1**, 4.
- Bruckner TA, Scheffler RM, Shen G, Yoon J, Chisholm D, Morris J, Fulton BD, Dal Poz MR, Saxena S** (2011). The mental health workforce gap in low- and middle-income countries: a needs-based approach. *Bulletin of the World Health Organization* **89**, 184–194.
- Buttorff C, Hock RS, Weiss HA, Naik S, Araya R, Kirkwood BR, Chisholm D, Patel V** (2012). Economic evaluation of a task-shifting intervention for common mental disorders in India. *Bulletin of the World Health Organization* **90**, 813–821.
- Chapman C, Mills K, Slade T, Mcfarlane A, Bryant R, Creamer M, Silove D, Teesson M** (2012). Remission from post-traumatic stress disorder in the general population. *Psychological Medicine* **42**, 1695–1703.
- Charlson FJ, Steel Z, Degenhardt L, Chey T, Silove D, Marnane C, Whiteford HA** (2012). Predicting the impact of the 2011 conflict in Libya on population mental health: PTSD and depression prevalence and mental health service requirements. *PLoS ONE* **7**, e40593.
- Charlson FJ, Flaxman A, Ferrari AJ, Vos T, Steel Z, Whiteford HA** (2015). Post-traumatic stress disorder and major depression in conflict-affected populations: an epidemiological model and predictor analysis. *Global Mental Health*. doi:10.1017/gmh.2015.26
- Chisholm D, Burman-Roy S, Fekadu A, Kathree T, Kizza D, Luitel NP, Petersen I, Shidhaye R, De Silva M, Lund C** (2015). Estimating the cost of implementing district mental healthcare plans in five low- and middle-income countries: the PRIME study. *British Journal of Psychiatry* **208**, s71–s8.
- Chisholm D, Lund C, Saxena S** (2007). Cost of scaling up mental healthcare in low- and middle-income countries. *British Journal of Psychiatry* **191**, 528–535.
- Chisholm D, Sanderson K, Ayuso-Mateos JL, Saxena S** (2004). Reducing the global burden of depression: Population-level analysis of intervention cost-effectiveness in 14 world regions. *British Journal of Psychiatry* **184**, 393–403.
- Chisholm D, Saxena S** (2012). Cost effectiveness of strategies to combat neuropsychiatric conditions in sub-Saharan Africa and South East Asia: mathematical modelling study. *BMJ* **344**, e609.
- Chisholm D, Sekar K, Kumar KK, Saeed K, James S, Mubbashar M, Murthy RS** (2000). Integration of mental



- health care into primary care. Demonstration cost-outcome study in India and Pakistan. *British Journal of Psychiatry* **176**, 581–588.
- Coutts A, Mckee M, Stuckler D** (2013). The emerging Syrian health crisis. *Lancet* **381**, e6–e7.
- Edejer TT-T, Baltussen R, Adam T, Hutubessy R, Acharya A, Evans D, Murray C** (2012). WHO Guide to Cost-Effectiveness Analysis.
- Epigear International** (2012). Ersatz 1.3 [Online]. ([http://www.epigear.com/index\\_files/ersatz.html](http://www.epigear.com/index_files/ersatz.html)). Accessed 6 June 2015.
- Ferrari AJ, Charlson FJ, Norman RE, Flaxman AD, Patten SB, Vos T, Whiteford HA** (2013a). The epidemiological modelling of major depressive disorder: application for the Global Burden of Disease Study 2010. *PLoS ONE* **8**, e69637.
- Ferrari AJ, Charlson FJ, Norman RE, Patten SB, Freedman G, Murray CJ, Vos T, Whiteford HA** (2013b). Burden of depressive disorders by country, sex, age, and year: findings from the global burden of disease study 2010. *PLoS Medicine* **10**, e1001547.
- Fisher J, Mello MCD, Patel V, Rahman A, Tran T, Holton S, Holmes W** (2012). Prevalence and determinants of common perinatal mental disorders in women in low-and lower-middle-income countries: a systematic review. *Bulletin of the World Health Organization* **90**, 139–149.
- Flaxman AD, Vos T, Murray CJL** (eds) (2013). *An Integrative Meta-regression Framework for Descriptive Epidemiology*. University of Washington Press: Seattle.
- Gureje O, Chisholm D, Kola L, Lasebikan V, Saxena S** (2007). Cost-effectiveness of an essential mental health intervention package in Nigeria. *World Psychiatry* **6**, 42–48.
- Habbema JDF, Boer R, Barendregt JJ** (2010). Chronic disease modelling. In *Epidemiology and Demography in Public Health* (ed. Killewo J, Heggenhougen HK, Quah SR). Academic Press: San Diego.
- Higashi H, Barendregt JJ, Kassebaum NJ, Weiser TG, Bickler SW, Vos T** (2015). Burden of injuries avertable by a basic surgical package in low-and middle-income regions: a systematic analysis from the Global Burden of Disease 2010 Study. *World Journal of Surgery* **39**, 1–9.
- Inter-Agency Standing Committee (IASC)** (2007). What should humanitarian health actors know? In *IASC Guidelines on Mental Health and Psychosocial Support in Emergency Settings*. Geneva: IASC. Available at: [http://www.who.int/mental\\_health/emergencies/guidelines\\_iasc\\_mental\\_health\\_psychosocial\\_june\\_2007.pdf](http://www.who.int/mental_health/emergencies/guidelines_iasc_mental_health_psychosocial_june_2007.pdf)
- Jordans MJ, Tol WA, Susanty D, Ntamatumba P, Luitel NP, Komproe IH, De Jong JT** (2013). Implementation of a mental health care package for children in areas of armed conflict: a case study from Burundi, Indonesia, Nepal, Sri Lanka, and Sudan.
- Liberati A, Altman DG, Tetzlaff J, Mulrow C, Gotzsche PC, Loannidis JPA, Clarke M, Devereaux PJ, Kleijnen J, Moher D** (2009). The PRISMA Statement for reporting systematic reviews and meta-analyses of studies that evaluate health care interventions: explanation and elaboration. *PLOS Medicine* **6**, 1–28.
- Makhashvili N, Van Voren R** (2013). Balancing community and hospital care: a case study of reforming mental health services in Georgia.
- Mollica RF, McInnes K, Sarajlić N, Lavelle J, Sarajlić I, Massagli MP** (1999). Disability associated with psychiatric comorbidity and health status in Bosnian refugees living in Croatia. *JAMA: Journal of the American Medical Association* **282**, 433–439.
- Morina N, Wicherts JM, Lobbrecht J, Priebe S** (2014). Remission from post-traumatic stress disorder in adults: a systematic review and meta-analysis of long term outcome studies. *Clinical Psychology Review* **34**, 249–255.
- Murray CJ, Ezzati M, Flaxman AD, Lim S, Lozano R, Michaud C, Naghavi M, Salomon JA, Shibuya K, Vos T** (2012a). GBD 2010: design, definitions, and metrics. *Lancet* **380**, 2063–2066.
- Murray CJ, Vos T, Lozano R, Naghavi M, Flaxman AD, Michaud C, Ezzati M, Shibuya K, Salomon JA, Abdalla S** (2012b). Disability-adjusted life years (DALYs) for 291 diseases and injuries in 21 regions, 1990–2010: a systematic analysis for the Global Burden of Disease Study 2010. *Lancet* **380**, 2197–2223.
- Murray CJL, Vos T, Lozano R, Naghavi M, Flaxman AD, Michaud C, Ezzati M, Shibuya K, Salomon JA, Abdalla S, Aboyans V, Abraham J, Ackerman I, Aggarwal R, Ahn SY, Ali MK, Alvarado M, Anderson HR, Anderson LM, Andrews KG, Atkinson C, Baddour LM, Bahalim AN, Barker-Collo S, Barrero LH, Bartels DH, Basáñez M-G, Baxter A, Bell ML, Benjamin EJ, Bennett D, Bernabé E, Bhalla K, Bhandari B, Bikbov B, Abdulhak AB, Birbeck G, Black JA, Blencowe H, Blore JD, Blyth F, Bolliger I, Bonaventure A, Boufous S, Bourne R, Boussinesq M, Braithwaite T, Brayne C, Bridgett L, Brooker S, Brooks P, Brugha TS, Bryan-Hancock C, Bucello C, Buchbinder R, Buckle G, Budke CM, Burch M, Burney P, Burstein R, Calabria B, Campbell B, Canter CE, Carabin H, Carapetis J, Carmona L, Cella C, Charlson F, Chen H, Cheng AT-A, Chou D, Chugh SS, Coffeng LE, Colan SD, Colquhoun S, Colson KE, Condon J, Connor MD, Cooper LT, Corriere M, Cortinovis M, De VACCARO KC, Couser W, Cowie BC, Criqui MH, Cross M, Dabhadkar KC, Dahiya M, Dahodwala N, Damsere-Derry J, Danaei G, Davis A, Leo DD, Degenhardt L, Dellavalle R, Delossantos A, Denenberg J, Derrett S, Des Jarlais DC, Dharmaratne SD, Dherani M, Diaz-Torne C, Dolk H, Dorsey ER, Driscoll T, Duber H, Ebel B, Edmond K, Elbaz A, Ali SE, Erskine H, Erwin PJ, Espindola P, Ewoigbokhan SE, Farzadfar F, Feigin V, Felson DT, Ferrari A, Ferri CP, Fèvre EM, Finucane MM, Flaxman S, Flood L, Foreman K, Fo MH** (2012c). Disability-adjusted life years (DALYs) for 291 diseases and injuries in 21 regions, 1990–2010: a systematic analysis for the Global Burden of Disease Study 2010. *Lancet* **380**, 2197–2223.
- National Institute for Health and Care Excellence** (2005). Post-traumatic Stress Disorder (PTSD): The Management of PTSD in Adults and Children in Primary and Secondary Care [Online]. (<http://www.nice.org.uk/guidance/cg26/chapter/1-recommendations#the-treatment-of-ptsd>).
- National Institute for HEALTH and Care Excellence** (2009). Depression in Adults: The Treatment and Management of Depression in Adults [Online]. (<http://www.nice.org.uk/guidance/cg90/chapter/1-recommendations>).



- O'hara MW, Swain AM (1996). Rates and risk of postpartum depression—a meta-analysis. *International Review of Psychiatry* 8, 37–54.
- Patel V, Belkin GS, Chockalingam A, Cooper J, Saxena S, Unutzer J (2013). Grand challenges: integrating mental health services into priority health care platforms. *PLoS Medicine* 10.
- Patel V, Goel DS, Desai R (2009). Scaling up services for mental and neurological disorders in low-resource settings. *International Health* 1, 37–44.
- Patel V, Weiss HA, Chowdhary N, Naik S, Pednekar S, Chatterjee S, Bhat B, Araya R, King M, Simon G, Verdelli H, Kirkwood BR (2011). Lay health worker led intervention for depressive and anxiety disorders in India: impact on clinical and disability outcomes over 12 months. *British Journal of Psychiatry* 199, 459–466.
- Political Terror Scale (2011). The Political Terror Scale [Online]. (<http://www.politicalterrorsscale.org/about.php>). Accessed 13/02/2013.
- Raja S, Underhill C, Shrestha P, Sunder U, Mannarath S, Wood SK, Patel V (2012). Integrating mental health and development: a case study of the BasicNeeds model in Nepal. *PLoS Medicine* 9, e1001261.
- Salomon JA, Tandon A, Murray CJ (2004). Comparability of self rated health: cross sectional multi-country survey using anchoring vignettes. *BMJ* 328, 258.
- Saxena S, Thornicroft G, Knapp M, Whiteford H (2007). Resources for mental health: scarcity, inequity, and inefficiency. *Lancet* 370, 878–889.
- Steel Z, Chey T, Silove D, Marnane C, Bryant RA, Van Ommeren M (2009). Association of torture and other potentially traumatic events with mental health outcomes among populations exposed to mass conflict and displacement: a systematic review and meta-analysis. *JAMA: Journal of the American Medical Association* 302, 537–549.
- UNDATA (2012). Total Fertility Rate [Online]. (<http://data.un.org/Data.aspx?d=PopDiv&f=variableID%3a54>). Accessed 3 September 2015.
- United Nations, D. O. E. A. S. A., Population Division (2015). World Population Prospects: The 2015 Revision, Custom Data Acquired via Website. [Online]. (<http://esa.un.org/unpd/wpp/DataQuery/>).
- Uppsala Conflict Data Program (2012). UCDP/PRIO Armed Conflict Dataset [Online]. (<http://www.prio.no/Data/Armed-Conflict/UCDP-PRIO/>). Accessed 13/02/2013.
- Ventevogel P, Van De Put W, Faiz H, Van Mierlo B, Siddiqi M, Komproe IH (2012). Improving access to mental health care and psychosocial support within a fragile context: a case study from Afghanistan. *PLoS Medicine* 9, 535.
- Vos T, Flaxman AD, Naghavi M, Lozano R, Michaud C, Ezzati M, Shibuya K, Salomon JA, Abdalla S, Aboyans V, Abraham J, Ackerman I, Aggarwal R, Ahn SY, Ali MK, Alvarado M, Anderson HR, Anderson LM, Andrews KG, Atkinson C, Baddalo LM, Bahalim AN, Barker-Collo S, Barrero LH, Bartels DH, Basáñez M-G, Baxter A, Bell ML, Benjamin EJ, Bennett D, Bernabé E, Bhalla K, Bhandari B, Bikbov B, Abdulhak AB, Birbeck G, Black JA, Blencowe H, Blore JD, Blyth F, Bolliger I, Bonaventure A, Boufous S, Bourne R, Boussinesq M, Braithwaite T, Brayne C, Bridgett L, Brooker S, Brooks P, Brugha TS, Bryan-Hancock C, Bucello C, Buchbinder R, Buckle G, Budke CM, Burch M, Burney P, Burstein R, Calabria B, Campbell B, Canter CE, Carabin H, Carapetis J, Carmona L, Cella C, Charlson F, Chen H, Cheng AT-A, Chou D, Chugh SS, Coffeng LE, Colan SD, Colquhoun S, Colson KE, Condon J, Connor MD, Cooper LT, Corriere M, Cortinovis M, De VACCARO KC, Couser W, Cowie BC, Criqui MH, Cross M, Dabhadkar KC, Dahiya M, Dahodwala N, Damsere-Derry J, Danaei G, Davis A, De Leo D, Degenhardt L, Dellavalle R, Delossantos A, Denenberg J, Derrett S, Des JARLAIS DC, Dharmaratne SD, Dherani M, et al. (2012b). Years lived with disability (YLDs) for 1160 sequelae of 289 diseases and injuries 1990–2010: a systematic analysis for the Global Burden of Disease Study 2010. *Lancet* 380, 2163–2196.
- Vos T, Flaxman AD, Naghavi M, Lozano R, Michaud C, Ezzati M, Shibuya K, Salomon J, Aboyans V, Aggarwal R, et al. (2012a). Supplement to: years lived with disability (YLDs) for 1160 sequelae of 289 diseases and injuries 1990–2010: a systematic analysis for the Global Burden of Disease Study 2010. *Lancet* 380, 2163–2196.
- Whiteford HA, Degenhardt L, Rehm J, Baxter AJ, Ferrari AJ, Erskine HE, Charlson FJ, Norman RE, Flaxman AD, Johns N (2013). Global burden of disease attributable to mental and substance use disorders: findings from the Global Burden of Disease Study 2010. *Lancet* 382, 1575–1586.
- World Health Organization (1992). *The ICD-10 Classification of Mental and Behavioural Disorders. Clinical Descriptions and Diagnostic Guidelines*. World Health Organization: Geneva.
- World Health Organization (2006). *Disease Control Priorities Related to Mental, Neurological, Developmental and Substance Abuse Disorders*. World Health Organization Geneva.
- World Health Organization (2008). mhGAP Mental Health Gap Action Programme: Scaling up care for mental, neurological, and substance use disorders. 2011.
- World Health Organization (2013). *Assessment and Management of Conditions Specifically Related to Stress: mhGAP Intervention Guide Mode*. World Health Organization.
- World Health Organization (2015). Syrian Arab Republic Builds Capacity for Mental Health care During Conflict [Online]. (<http://www.who.int/features/2015/mental-health-syria-conflict/en/>) Accessed 31 August 2015.
- World Health Organisation. 2nd Quarter (2014a). Availability of the Health Resources and Services in Public Hospitals [MoH and MoHE] in Syria. *HeRAMS: Public Hospitals' Report*.
- World Health Organisation. 2nd Quarter (2014b). HeRAMS: Health Centres Report.