



Erratum: Correction of Figures

Association between the *Blautia/Bacteroides* Ratio and Altered Body Mass Index after Bariatric Surgery

Yoonhong Kim^{1,*}, Dooheon Son^{2,*}, Bu Kyung Kim³, Ki Hyun Kim¹, Kyung Won Seo¹, Kyoungwon Jung³, Seun Ja Park³, Sanghyun Lim², Jae Hyun Kim³

¹Department of Surgery, Kosin University College of Medicine, Busan; ²Cell Biotech Co. Ltd., Gimpo; ³Department of Internal Medicine, Kosin University College of Medicine, Busan, Korea

Endocrinol Metab 2022;37:475-486

https://doi.org/10.3803/EnM.2022.1481

In the published article, Fig. 2C appeared incorrectly. The “ $r=0.65$ ” should be changed to “ $r=-0.65$.” And Fig. 5C also appeared incorrectly. The “ $r=0.59$ ” should be changed to “ $r=-0.59$.” In addition, Supplemental Fig. S1B and S1C appeared incorrectly. The “Before” and “After” should be switched.

The corrected figures are shown below.

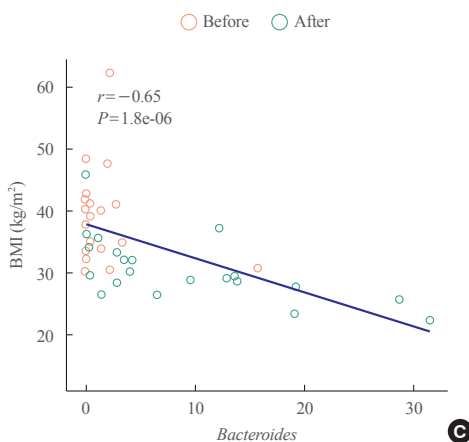


Fig. 2. Prominent gut microbiota at the genus level before and after bariatric surgery and correlation with body mass index (BMI). (A) Linear discriminant analysis (LDA) effect size before and after bariatric surgery (threshold 2.4). (B) Correlation between *Blautia* and BMI. (C) Correlation between *Bacteroides* and BMI. (D) Correlation between the log value of *Blautia/Bacteroides* and BMI.

Corresponding authors: Jae Hyun Kim
Department of Internal Medicine, Kosin University College of Medicine,
262 Gamcheon-ro, Seo-gu, Busan 49267, Korea
Tel: +82-51-990-5061, Fax: +82-51-990-5055, E-mail: kjh8517@daum.net

Sanghyun Lim
Cell Biotech Co. Ltd., 50 Aegibong-ro 409beon-gil, Wolgot-myeon, Gimpo
10003, Korea
Tel: +82-31-987-6205, Fax: +82-31-987-6209, E-mail: shlim@cellbiotech.com

*These authors contributed equally to this work.

Copyright © 2022 Korean Endocrine Society

This is an Open Access article distributed under the terms of the Creative Commons Attribution Non-Commercial License (https://creativecommons.org/licenses/by-nc/4.0/) which permits unrestricted non-commercial use, distribution, and reproduction in any medium, provided the original work is properly cited.

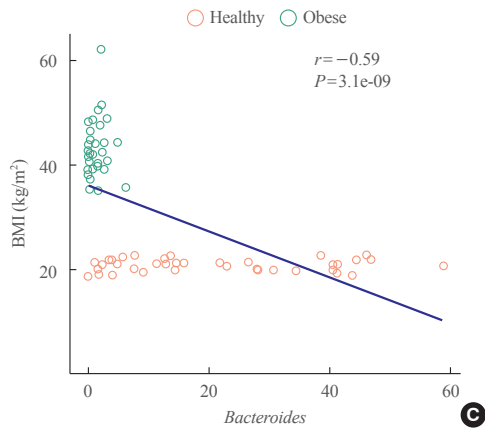
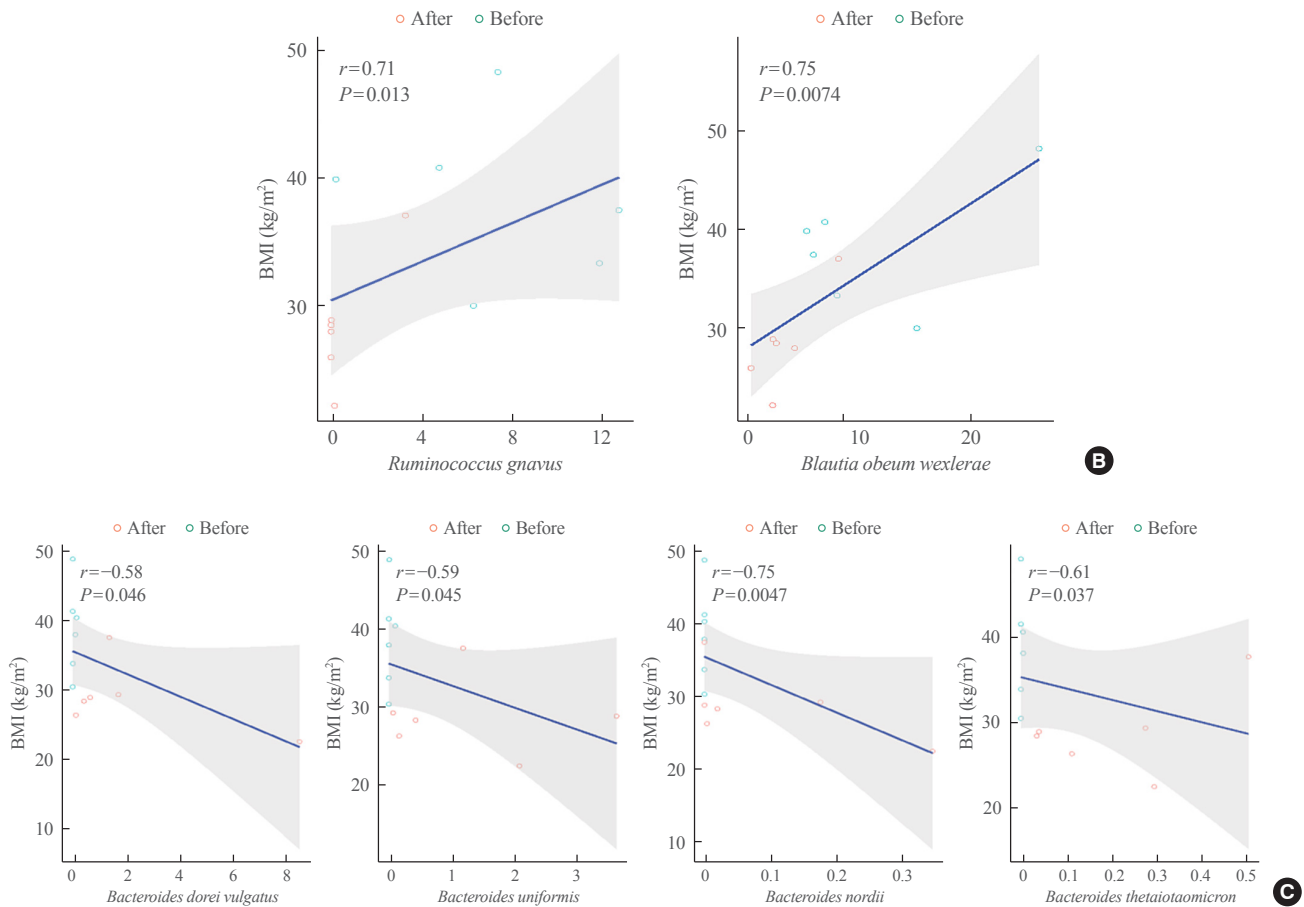


Fig. 5. Prominent gut microbiota between severe obese patients and healthy controls and correlation with body mass index (BMI). (A) Linear discriminant analysis (LDA) effect size between severely obese patients and healthy controls (left panel). Cladogram analysis between severely obese patients and healthy controls (right panel). (B) Correlation between *Blautia* and BMI. (C) Correlation between *Bacteroides* and BMI. (D) Correlation between the log value of *Blautia/Bacteroides* and BMI.



Supplemental Fig. S1. Prominent gut microbiota at the species level before and after bariatric surgery and correlation with body mass index (BMI). (A) Linear discriminant analysis (LDA) effect size before and after bariatric surgery (threshold 3.6). (B) Correlation between *Ruminococcus gnavus* and *Blautia obeum wexlerae* and BMI. (C) Correlation between *Bacteroides dorei vulgatus*, *Bacteroides uniformis*, *Bacteroides nordii* and *Bacteroides thetaiotaomicron* and BMI.

We would like to apologize for any inconvenience or misunderstanding.