

# Anxiety disorders in headache patients in a specialised clinic: prevalence and symptoms in comparison to patients in a general neurological clinic

D. Mehlsteibl · C. Schankin · P. Hering ·  
P. Sostak · A. Straube

Received: 24 November 2010 / Accepted: 9 January 2011 / Published online: 6 February 2011  
© The Author(s) 2011. This article is published with open access at Springerlink.com

**Abstract** Data from several studies indicate an association of headache with anxiety disorders. In this study, we assessed and differentiated anxiety disorders in 100 headache patients by using the PSWQ (Penn State Worry Questionnaire) screening tool for generalised anxiety disorder (GAD) and the ACQ (Agoraphobic Cognitions Questionnaire) and BSQ (Body Sensation Questionnaire) for panic disorder (PD). Control groups were constructed: (1) on the basis of epidemiological studies on PD and GAD in the general population and (2) by including neurological patients. 37.0% of headache patients had a GAD. 27% of headache patients met the score for PD in the BSQ, 4.0% in the ACQ. Significant results were obtained in comparison to the general population ( $p < 0.001$ ) and with regard to GAD in comparison with a sample of neurological patients ( $p < 0.005$ ). The BSQ significantly correlated with the number of medication days ( $p < 0.005$ ). The results confirm the increased prevalence of GAD in headache patients. PD seems to increase the risk of medication overuse.

**Keywords** Headache · Generalised anxiety disorder · Panic disorder · Neurological patients · Drug use

## Introduction

The increased comorbidity of mental disorders and headache has been demonstrated by several epidemiological

studies [1, 2]. These studies often focus on the association of depression and headaches. However, there are indications that the risk of suffering from an anxiety disorder with coexisting headache is higher than the risk of suffering from a depression [3, 4].

Clinically, it is important to make a distinction between the different anxiety syndromes. Migraine patients' risk of suffering from a panic disorder (PD) is up to ten times higher than that of the general population [5]. Patients with migraine and chronic headache have a four to fivefold increased risk of suffering from generalised anxiety disorder (GAD) [5, 6]. Some studies have also found that headache patients suffer more frequently from GAD than from PD [7]. Given the current state of research, the findings are heterogeneous. In addition, only a few studies specifically examine what specific type of anxiety disorder headache that patients suffer from [8]. This is due to the fact that screening for anxiety is more difficult than screening for depressive disorders because anxiety has many manifestations and the physical symptoms of anxiety are similar to symptoms of somatic diseases. A disorder-specific diagnosis is useful because different anxiety disorders have a different phenomenology and thus require differential (pharmacological and psychotherapeutic) treatment.

The possible presence of a co-morbid anxiety disorder is important for various reasons. First, the prognosis is more unfavourable when an anxiety disorder occurs simultaneously with headache [9]. Second, there are significantly higher costs for the health system if there is a co-morbid anxiety disorder [10]. Third, quality of life is significantly more impaired when an anxiety disorder and headache are co-morbid than when only one disease is present [11]. The probability of a simple migraine developing into a transformed migraine is increased if there is a co-morbid mental

D. Mehlsteibl (✉) · C. Schankin · P. Hering · P. Sostak ·  
A. Straube  
Department of Neurology, Ludwig-Maximilians-University  
Campus Großhadern, Marchioninistraße 15,  
81377 München, Germany  
e-mail: dorothea.mehlsteibl@med.uni-muenchen.de

disease [12]. Headache patients appear to suffer from a co-morbid mental disease more frequently than general neurological patients [13, 14]. Little is known about the specific anxiety disorders in headache patients.

This prospective study aims to investigate the prevalence of PD and GAD among a group of patients in a tertiary headache clinic. The results are compared to the prevalence of these anxiety disorders in the general population and in outpatients not suffering from headache. We further explore whether there is a relationship between these anxiety disorders and the amount of pain medication used by headache patients.

## Methods

### Study participants

We prospectively recruited patients presenting between April 2009 and October 2009 at our outpatient tertiary headache centre. A randomized age- and gender-matched control group ( $n = 20$ ) was drawn from the non-headache outpatient clinic of our neurological department. The exclusion criterion for both groups was the existence of a depressive disorder (ICD-10: F32–F38 diagnoses), with the additional exclusion criterion of any history of headache and dementia for the control group. All patients gave their informed consent prior to their inclusion in the study.

### Characteristics of headache patients

The majority of the 100 headache patients included in the study was female ( $37.2 \pm 12.4$  years). 8% of patients were male ( $44.0 \pm 15.9$  years). 70% ( $n = 70$ ) of patients suffered from episodic migraine without aura (MoA), 10% ( $n = 10$ ) had episodic migraine with aura (MA), 3% ( $n = 3$ ) had tension-type headache (TTH) and medication overuse headache (MOH) was present in 17% ( $n = 17$ ) of patients. 39.0% ( $n = 39$ ) of patients with migraine (MoA and MA) fulfilled the criteria for chronic migraine according to the appendix criteria of the International Headache Society (IHS) 2006 [15].

### Characteristics of neurological patients

80.0% of the 20 patients in our control group were female ( $41.6 \pm 11.4$  years), 20.0% were male ( $40.4 \pm 13.0$  years). Table 1 shows the neurological diseases of the control group.

## Material

The following standardized disorder-specific self-report instruments were used:

**Table 1** Diagnoses of the control group from the outpatient clinic at the department of neurology

Diagnosis (ICD-10)	<i>n</i> (%)
Myopathy G72.9	1 (5.0%)
Intracerebral haemorrhage in hemisphere, unspecified I61.2	1 (5.0%)
Encephalitis, myelitis and encephalomyelitis, unspecified G04.9	2 (10.0%)
Paraesthesia of skin R20.2	1 (5.0%)
Cerebral infarction due to unspecified occlusion or stenosis of cerebral arteries I63.5	1 (5.0%)
Cervicobrachial syndrome M53.1	1 (5.0%)
Spinal stenosis M48.0	1 (5.0%)
Other and unspecified abnormalities of gait and mobility R26.8	1 (5.0%)
Spastic diplegic cerebral palsy G80.1	2 (10.0%)
Vascular myelopathies G95.1	1 (5.0%)
Aneurysm of carotid artery I72.0	1 (5.0%)
Meningitis in bacterial diseases classified elsewhere G01	3 (15.0%)
Carpal tunnel syndrome G56.0	1 (5.0%)
Other specified endocrine disorders E34.8	1 (5.0%)
Hereditary ataxia, unspecified G11.9	1 (5.0%)
Neuroborreliosis G69.2	1 (5.0%)

ICD International Classification of Diseases

(1) Screening for GAD—Penn State Worry Questionnaire (PSWQ) [16]

This questionnaire quantifies pathological worry which, according to DSM-IV, constitutes the cardinal feature of GAD. It is a 16-item self-report measure of worry. The items of the PSWQ are rated on a five-point Likert scale. The cut-off value is a score of 49 in women and a score of 45 in men. Pathological worry is defined as a one-dimensional concept. The measure has been shown to have excellent psychometric properties in clinical and non-clinical samples; the internal consistency (Cronbach's  $\alpha = 0.86\text{--}0.95$ ) is good [17, 18].

(2) Screening for PD—Body Sensations Questionnaire/Agoraphobic Cognitions Questionnaire [19]

The BSQ contains 17 items concerning the degree to which patients fear somatic symptoms commonly associated with anxiety and panic attacks. The inventory assesses the fear of certain body sensations. Items are rated on a five-point Likert scale ranging from 1 = “not frightened or worried by this sensation” to 5 = “extremely frightened by this sensation”.

The ACQ measures the frequency of fear-related cognitions, the fear of negative social or health consequences of fear. The ACQ contains 14 items (6 behavioural-social and 8 physical items) rated on a five-point Likert format, ranging from 1 = “the thought never occurs” to 5 = “the thought always occurs when I am nervous”.

The mean of all items was calculated for the evaluation. The cut-off is 2.3 for ACQ and 2.5 for BSQ. The internal consistency (Cronbach's alpha = 0.80–0.95) for the BSQ is good; the internal consistency for the ACQ (Cronbach's alpha = 0.74–0.87) is satisfactory. The retest reliability is between  $r_{tt} = 0.63$  and 0.8.

On the basis of current national epidemiological studies on PD [20] and GAD [21], the expected prevalence of each anxiety disorder was calculated for an age- and gender-matched group of the general population. Both studies presented their results in four age and gender groups. The number  $n$  of headache patients was identified for each class. Then the prevalence  $P$  of each anxiety disorder was obtained for each sex and age group in the literature. Finally, the expected number of patients with GAD and PD was calculated for the general population by multiplying  $n$  by  $P$ .

The estimation of dosages of acute medication of the patients was done based on the detailed medical charts and personal examinations and interviews.

This study was conducted in accordance with the ethical principles of the Declaration of Helsinki.

#### Statistical analysis

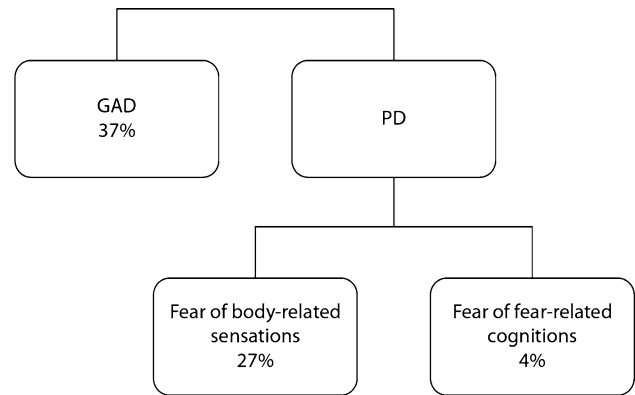
Statistical analysis was performed using SPSS 17.0 for Windows. Descriptive statistics consisted of frequency counts and percentages or means and standard deviations. Binary or ordinal factors were analysed with Chi-square for comparisons between groups. To establish the relationship between anxiety disorders and medication use behaviour, the Spearman correlation coefficient was calculated. Significance was set at  $p < 0.05$  in all cases.

## Results

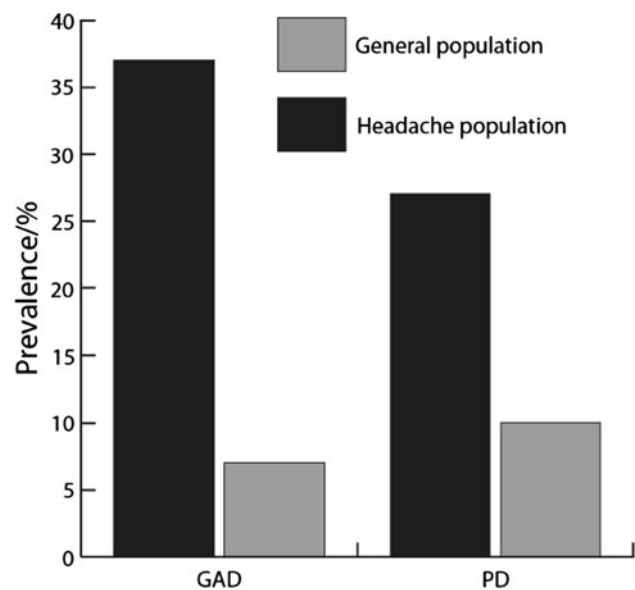
### Anxiety disorders

37% ( $n = 37$ ) of the headache patients ( $n = 100$ ) also suffered from GAD as measured by PSWQ, 27% of headache patients had a BSQ score above  $\geq 2.3$  indicating a PD concentrating on body-related sensations, while 4% had a fear of fear-related cognitions, as measured by the ACQ (see Fig. 1). A striking result of the screening is that the combination of both anxiety disorders was found in 13% of the headache population.

The group of headache patients ( $n = 100$ ) differed significantly from the estimated general population ( $n = 100$ ) in regard to the manifestations of the anxiety disorders: this means ( $\chi^2 = 26.22$ ;  $df = 1$ ;  $p = 0.000$ ) for GAD and ( $\chi^2 = 9.58$ ;  $df = 1$ ;  $p = 0.002$ ) for PD (see Fig. 2).



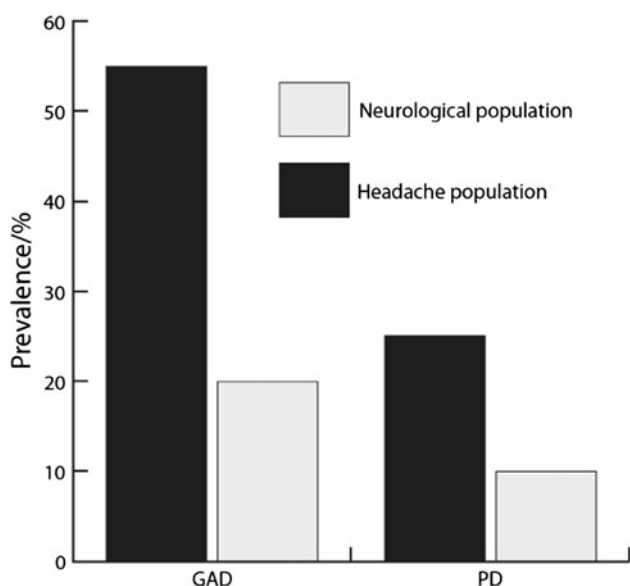
**Fig. 1** Distribution of specific anxiety disorders in the population of headache patients



**Fig. 2** The prevalence of GAD and PD differs significantly ( $p < 0.01$ ) in patients with headache compared to the general population

The proportion of patients suffering from GAD was significantly higher among headache patients ( $n = 20$ ) than among neurological patients ( $n = 20$ ) ( $\chi^2 = 5.23$ ,  $df = 1$ ,  $p = 0.022$ ). The screening of these two populations for PD did not yield significant results ( $\chi^2 = 1.56$ ,  $df = 1$ ,  $p = 0.212$ ) (see Fig. 3).

Headache patients took medication (triptan or analgesics) on 8.2 days per month on average. The correlation between the BSQ score and the number of medication days ( $r = 0.223$ ,  $p = 0.028$ ) was significant. In contrast, the correlation between the PSWQ ( $r = 0.90$ ,  $p = 0.375$ ) and ACQ scores ( $r = 0.64$ ,  $p = 0.530$ ) ( $r = 0.64$ ,  $p = 0.530$ ) and the number of medication days was not significant.



**Fig. 3** The prevalence of GAD differs significantly ( $p < 0.05$ ) between headache patients and patients with non-headache neurological diseases. The prevalence of PD does not differ significantly between the two groups

## Discussion

### Anxiety symptoms in headache patients

Despite the undisputed association between anxiety and headaches, many studies focus on the co-morbidity of depression and headache [22]. The lack of research on headache and anxiety disorder and the risk factors of this co-morbidity, such as chronification, increased risk of medication overuse, strongly reduced quality of life when headache and anxiety disorders coexist, make a differentiated investigation of anxiety disorders necessary. In addition, different treatment approaches are indicated, depending on what type of anxiety disorder is present.

We found that headache patients are more likely to suffer from GAD (37.0%) than from PD (27.0%). This result is confirmed by the HADAS study and a study by Merikangas et al. [4, 23]. Corchs et al. [24] found that 44.6% of chronic migraine patients also suffered from a GAD, corroborating the frequency of co-morbidity which we found in our study. Other studies demonstrated that PD is the most common anxiety disorder in headache patients [25]. However, different theoretical approaches indicate that GAD might be the more common anxiety disorder in headache patients. Recent theoretical conceptualizations of GAD suggest that “worry” (which constitutes the main feature of GAD) may be used to dampen emotional and somatic arousal [26, 27]. It is possible that headache patients may use worry as a strategy to reduce the somatic

arousal that is associated with pain and as a result may become prone to developing GAD [22].

Furthermore, pathological worry as a main feature of GAD is similar to the cognitive style “catastrophizing”. The frequency of thought patterns with a tendency to catastrophize (e.g. anticipation of pain, rumination in response to the pain) has been shown for migraine patients [28] and other chronic pain syndromes (e.g. low back pain, rheumatoid arthritis) [29]. Catastrophizing is associated with a decreased level of functioning, i.e. more pain, more limitation by the pain and by pain behaviour and an increased use of professional medical services. There are other significant factors associated with GAD, which explain why GAD is the anxiety disorder which is most commonly found in this study. These consist of the knowledge that this anxiety disorder is relatively new, this disease pattern is often not diagnosed correctly and GAD patients typically consult primary care but rarely consult professional psychiatric or psychotherapeutic services [18]. This might explain the frequent occurrence of GAD in a somatic service centre such as the headache clinic.

In regard to PD, more patients scored higher on the dimension of fear of body-related symptoms (27% higher values in the BSQ) than on the dimension of fear-related cognitions (4.0% reached cut-off in the ACQ). This finding might indicate that particularly threatening assessment of physical symptoms and the resulting fear of physical symptoms in headache patients are more significant than the fear of the cognitive negative social or health consequences of fear. The threat of physical sensations, which is measured by the BSQ, is an aspect of anxiety sensitivity as, for instance, measured on the anxiety sensitivity index (ASI) that was originally conceived as an etiological factor in PD [19]. Drahovzal et al. [30] demonstrated that high ASI scores predict the occurrence of headache, pain intensity and other physical symptoms associated with headache. This result is remarkable as it was obtained in a non-clinical sample, and yet anxiety sensitivity is a predictor of headache. What both anxiety disorders have in common is the fact that they are not phobic anxiety disorders.

### Comparison of headache patients with the general population with regard to anxiety symptoms

For headache patients, the probability of suffering from GAD is about five times higher and the probability of suffering from PD is about three times higher than for the general population. This finding corresponds with the results of other studies that also found an increased prevalence of anxiety disorders in headache patients [31, 32]. Senaratane et al. [33] found that two-third of anxiety disorder patients suffered from migraine, with twice as many

patients reporting migraine onset prior to the anxiety disorder than vice versa.

#### Comparison of headache patients with neurological patients with regard to anxiety symptoms

More than 50% of headache patients exhibit indications of GAD in contrast to only one-fifth of neurological patients. The prevalence of PD did not differ significantly between the two groups, even if PD was found more frequently in the subpopulation of headache patients than in the group of general neurological patients. Other authors maintain the importance of anxiety symptoms in neurological patients [34, 35], but still there is not much data available [36]. Ekstrand et al. [13] found that 39% of neurological patients displayed an underlying psychiatric disorder: depression and somatoform disorder were the most prevalent disorders. Those with a psychiatric disorder were less likely to have an underlying neurological process as the cause of their symptoms. The results of our study show that headache patients in particular have an increased risk of having a psychiatric disorder. There are indications that co-morbid anxiety disorder in neurological patients is less adequately diagnosed and treated than co-morbid depression [37]. Particularly, psychiatric disorders among neurological patients increase the risk of a subsequent high number of non-psychiatric hospital admissions. Somatoform disorders, for example, have more than five times the risk for anxiety and depression with almost four times the risk for high use of hospital appointments [38]. Accordingly, the diagnosis and the treatment of anxiety disorders is important in neurological patients, and even more so in headache patients.

#### Anxiety and medication use

Higher scores in the BSQ correlate significantly with the amount of medication taken during acute pain, but there is no correlation with the ACQ and the PSWQ. This might be explained by the fact that threatening physical symptoms are perceived as less threatening and an anxiety reduction occurs when medication is taken early. PD patients typically carry fear-reducing items (e.g. sugar, medicines, blood pressure monitor, and water), which can be seen on a behavioural level as an avoidance strategy. Frequent medication use also represents an avoidance strategy on a behavioural level. For GAD, the avoidance strategy is worry that takes place on a cognitive level.

#### Neurobiological connections between anxiety and headache

Stress, strain and anxiety play an important role as trigger factors of migraine or can contribute to the disorder

becoming chronic. One possible mechanism might be a sympathetic activation [39] that is common in both GAD and PD. It has been shown that high levels of fear and the experience of stress increase the perception of pain [40] and also that repeated experience of pain increases anxiety [41]. The experience of anxiety and pain may thus be considered as a reciprocal interaction. High scores on anxiety questionnaires are able to predict the activation of cortical areas responsible for pain perception [42]. From an evolutionary perspective, fear and pain can be classified as related qualities of experience which—as they serve as warning and protection—fulfil a function that is essential for survival. Knowing that cortical hyperexcitability plays a pathogenic role in migraine [43], a connection to GAD via noradrenergic dysfunctions is plausible. The locus coeruleus-norepinephrine axis seems especially important for the neurobiology of GAD [44]. The pharmacotherapeutic influence of this axis in the context of migraine prophylaxis with beta-blockers can reduce the frequency of migraine attacks by decreasing neuronal excitability [45]. It can be expected that there are common physiological processes. In the group of antidepressants, an action profile is documented for the serotonin–norepinephrine reuptake inhibitor for migraine prophylaxis as well as for co-morbid anxiety disorders [46]. On a genetic level, there is evidence that migraine and anxiety are associated by way of the allele of the 5HTTLPR polymorphism of the serotonin transporter gene [47]. The importance of the 5-HTTLPR polymorphism is also demonstrated for PD [48].

#### Limitations

Due to the relatively low group size, this study can only provide indications. The results should be confirmed in studies with larger samples. A further limitation is that the headache and the control group are almost exclusively composed of females. This applies particularly to the comparison with the control group of neurological patients. Another limitation is that the headache patients took triptans and analgesics, whereas the neurological patients and the subjects from the general population did not. The diagnosis of other anxiety disorders, such as specific phobia or social phobia, could also be important. In addition, there may be a bias with regard to the degree of psychopathology as the data were collected in specialised clinics.

#### Conclusion

Headache patients suffer from anxiety disorders more frequently than the general population. GAD and the threatening assessment of somatic symptoms in the context of PD are of particular relevance. These symptoms may be

directly related to an increased use of anti-pain medication. Compared to neurological patients, headache patients are more likely to suffer from a co-morbid anxiety disorder. Psychiatric diagnostics with a focus on anxiety disorders should therefore be established among neurological patients. The aim should be to initiate an appropriate therapy for anxiety disorders as soon as the disorder is detected in order to minimise the risk of chronification of headache and to prevent increased use of health care resources.

**Conflict of interest** None.

**Open Access** This article is distributed under the terms of the Creative Commons Attribution License which permits any use, distribution and reproduction in any medium, provided the original author(s) and source are credited.

## References

1. Radat F, Swendsen J (2005) Psychiatric comorbidity in migraine: a review. *Cephalalgia* 25:165–178
2. Lipchik GL, Penzien DB (2004) Psychiatric comorbidities in patients with headache. *Demin Pain Med* 2:93–105
3. Zwart J-A, Dyb G, Hagen K, Odegard KJ, Bovim G, Stovner LJ (2003) Depression and anxiety disorders with headache frequency. The Nord-Trøndelag health study. *Eur J Neurol* 10:147–152
4. Merikangas KR, Angst J, Isler H (1990) Migraine and psychopathology. *Arch Gen Psychiatry* 47(9):849–853
5. Hamelsky SW, Lipton RB (2006) Psychiatric comorbidity of migraine. *Headache* 46:1327–1333
6. Verri AP, Proietti Cecchini A, Galli C, Granella F, Sandrini G, Nappi G (1998) Psychiatric comorbidity in chronic daily headache. *Cephalalgia* 18(21):45–49
7. Beghi E, Allais G, Cortelli P, Amico D D, De Simone R, D Onofrio F et al (2007) Headache and anxiety-depressive disorder comorbidity: the HADAS study. *Neurol Sci* 28:217–219
8. Smitherman TA, Maizels M, Penzien DB (2008) Headache chronification: screening and behavioral management of comorbid depressive and anxiety disorders. *Headache* 48:45–50
9. Guidetti V, Galli F, Fabrizi P, Giannantoni AS, Napoli L, Bruni O et al (1998) Headache and psychiatric comorbidity: clinical aspects and outcome in an 8-year follow-up study. *Cephalalgia* 18:455–462
10. Pesa J, Lage MJ (2004) The medical costs of migraine and comorbid anxiety and depression. *Headache* 44:562–570
11. Tietjen GE, Nabeel AH, Hardgrove J, Utley C, White L (2007) Migraine comorbidity constellations. *Headache* 47:857–864
12. Radat F, Creach C, Swendsen JD, Lafittau M, Irachbal S, Dousset V, Henry P (2005) Psychiatric comorbidity in the evolution from migraine to medication overuse headache. *Cephalalgia* 25:519–522
13. Ekstrand JR, O Malley PG, Labutta RJ, Jackson JL (2004) The presence of psychiatric disorders reduces the likelihood of neurologic disease among referrals to a neurology clinic. *J Psychosom Res* 57:11–16
14. Cason AJ, Ringbauer B, MacKenzie L, Warlow C, Sharpe M (2000) Neurological disease, emotional disorder, and disability: they are related: a study of 300 consecutive new referrals to a neurology outpatient department. *J Neurol Neurosurg Psychiatry* 68:202–206
15. Headache classification Committee, Olesen J, Bousser MG, Diener HC, Dodick D, First M, Goadsby PJ, Göbel H, Lainez MJ, Lance JW, Lipton RB, Nappi G, Sakai F, Schoenen J, Silberstein SD, Steiner TJ (2006) New appendix criteria open for a broader concept of chronic migraine. *Cephalalgia* 26(6):742–746
16. Stöber J (1995) Besorgnis: ein Vergleich dreier Inventare zur Erfassung allgemeiner Sorgen. *Zeitschrift für Differentielle und Diagnostische Psychologie* 16:50–56
17. Van Rijsoort S, Emmelkamp P, Vervaeke G (1999) The Penn State Worry Questionnaire and the Worry Domains Questionnaire: structure, reliability and validity. *Clin Psychol Psychother* 6:297–307
18. Hoyer J, Helbig S, Margraf J (2005) Diagnostik der Angststörungen. Hogrefe, Göttingen
19. Ehlers A, Margraf J, Chambless D (2001) Fragebogen zu körperbezogenen Ängsten, Kognitionen und Vermeidung. (2., überarb. u. neunormierte Aufl.) Göttingen: Beltz-Test
20. Kessler RC, Chiu WT, Jin R, Ruscio AM, Shear K, Walters EE (2006) The epidemiology of panic attacks, panic disorder, and agoraphobia in the National Comorbidity Survey Replication. *Arch Gen Psychiatry* 63:415–424
21. Hoyer J, Beesdo K, Becker ES, Wittchen H-U (2003) Epidemiologie und nosologischer Status der generalisierten Angststörung. *Zeitschrift für Klinische Psychologie und Psychotherapie* 32(4):267–275
22. Mc Williams LA, Goodwin RD, Cox BJ (2004) Depression and anxiety associated with three pain conditions: results from a nationally representative sample. *Pain* 11:77–83
23. Beghi E, Bussone G, D'Amico D, Cortelli P, Cevoli S, Manzoni GC, Torelli P et al (2010) Headache, anxiety and depressive disorders: the HADAS study. *J Headache Pain* 11:141–150
24. Corchs F, Mercante JPP, Guendler VZ, Vieira DS, Masruha MR, Moreira FR, Bernik M et al (2006) Phobias, other psychiatric comorbidities and chronic migraine. *Arq Neuropsiquiatr* 64(4):950–953
25. Juang K-D, Wang S-J, Fuh J-L, Lu S-R, Su T-P (2000) Comorbidity of depressive and anxiety disorders in chronic daily headache and its subtypes. *Headache* 40:818–823
26. Borkovec TD, Alcaine O, Behar E (2004) Avoidance theory of worry and generalized anxiety disorder. In: Heimberg RG, Turk CL, Mennin DS (eds) *Generalized anxiety disorder in research and practice*. Guilford Press, New York, pp 77–108
27. Behar E, Di Marco ID, Hekler EB, Mohlman J, Staples AM (2009) Current theoretical models of generalized anxiety disorders (GAD): conceptual review and treatment implications. *J Anxiety Disord* 23:1011–1023
28. Holroyd KA, Drew JB, Cotrell CK, Romanek KM, Heh V (2007) Impaired functioning and quality of life in severe migraine: the role of catastrophizing and associated symptoms. *Cephalalgia* 27:1156–1165
29. Sullivan MJ, Thorn B, Haythornthwaite JA, Keefe F, Martin M, Bradley LA, Lefebvre JC (2001) Theoretical perspectives on the relation between catastrophizing and pain. *Clin J Pain* 17:52–64
30. Drahovzal DN, Stewart SH, Sullivan MJL (2006) Tendency to catastrophize somatic sensations: pain catastrophizing and anxiety sensitivity in predicting headache. *Cognitive Behav Ther* 35(4):226–235
31. Felbinger J, Reinisch VM, Sostak P, Wallasch TM, Straube A (2009) Angst und depression bei kopfschmerzpatienten Das Beispiel der Integrierten Versorgung chronischer Kopfschmerzpatienten in Bayern. *Schmerz* 23:33–39
32. Devlen J (1994) Anxiety and depression in migraine. *J Roy Soc med* 87:338–341
33. Senaratane R, Van Ameringen M, Mancini D, Patterson B, Bennett M (2010) The prevalence of migraine headaches in an anxiety disorders clinic sample. *CNS Neurosci Ther* 16:76–82

34. Davies D, Gabbert SL, Riggs PD (2001) Anxiety disorders in neurologic illness. *Curr Treat Options Neurol* 3:333–346
35. Bruggimann L (2004) Management of anxious disorders in neurological diseases. *Schweizer Archiv für Neurologie und Psychiatrie* 155(8):407–413
36. Wise MG, Rundell JR (1999) Anxiety and neurological disorders. *Semin Clin Neuropsychiatry* 4(2):98–102
37. Fu CW, Xu B, Zhan SY, Luan RS, Chen WQ (2006) A cross-sectional study on the prevalence of depressive and/or anxiety symptoms in neurological patients from four cities in China (abstract in English). *Zhonghua Liu Xing Bing Xue Za Zhi* 27(9):803–807
38. Hansen MS, Fink P, Sondergaard L, Frydenberg M (2005) Mental illness and health care use: a study among new neurological patients. *Gen Hosp Psychiatry* 27:119–124
39. Holzhammer J, Wöber C (2006) Nichtalimentäre triggerfaktoren bei migräne und kopfschmerz vom spannungstyp. *Schmerz* 20:226–237
40. Bement HM, Weyer A, Keller M, Harkins A, Hunter S (2010) Anxiety and stress can predict pain following a cognitive stress. *Physiol Behav*. doi:10.1016/j-hysbeh-2010.04.021
41. Roeska K, Ceci A, Treede R-D, Doods H (2009) Effect of high trait anxiety on mechanical hypersensitivity in male rats. *Neurosci Lett* 464:160–164
42. Ochsner KN, Ludlow DH, Knierim K, Hanelin J, Ramchandran T, Glover GC, Mackey SC (2006) Neural correlates of individual differences in pain-related fear and anxiety. *Pain* 120:69–77
43. Welch KM (2003) Contemporary concepts of migraine pathogenesis. *Neurology* 61:2–8
44. Connor KM, Davidson JRT (2003) Generalized anxiety disorder: neurobiological and pharmacotherapeutic perspectives. *Biol Psychiatry* 44:1286–1294
45. Richter F, Mikulik O, Ebersberger A, Schaible H-G (2005) Noradrenergic agonists and antagonists influence migration of cortical spreading depression in rat—a possible mechanism of migraine prophylaxis and prevention of posts ischemic neuronal damage. *J Cereb Blood Flow Metab* 25:1225–1235
46. Ozyalcin SN, Talu GK, Kiziltan E, Yucel B, Ertas M, Disci R (2005) The efficacy and safety of venlafaxine in the prophylaxis of migraine. *Headache* 45(2):144–152
47. Gonda X, Rihmer Z, Juhasz G, Zsombok T, Bagdy G (2007) High anxiety and migraine are associated with the s allele of the 5HTTLPR gene polymorphism. *Psychiatry Res* 149:261–266
48. Lonsdorf TB, Rück C, Bergström J, Andersson G, Öhman A, Schalling M, Lindfors N (2009) The symptomatic profile of panic disorder is shaped by the 5 HTTLPR polymorphism. *Prog Neuropsychopharmacol Biol Psychiatry* 33:1479–1483