

RESEARCH ARTICLE

Open Access

Establishing the optimal body mass index - body esteem relationship in young adolescents

Michael J Duncan^{1*}, Yahya al-Nakeeb² and Alan, M Nevill³

Abstract

Background: This study sought to compare the utility of either inverted body mass index or body mass index to optimise the relationship with body esteem in young adolescents Design: The study was cross sectional in design and assessed body esteem and weight status in 756 young adolescents (394 boys, 362 girls, mean age \pm S.D. 11.4 ± 1.6 years).

Methods: Body esteem was determined using the body esteem scale for children. Height and body mass were measured directly. Body mass index was determined as kg/m^2 and iBMI as cm^2/kg .

Results: Results indicated that the association between iBMI and body esteem was curvilinear in nature and iBMI was the better predictor of body esteem ($P = .001$) predicting 21.3% of the variance in body esteem scores compared to 20.5% using BMI ($P = .001$). When split by gender, the curvilinear relationship was still evident but significantly different between boys and girls although iBMI remained a better predictor of body esteem compared to BMI in both boys and girls. The peak differed between gender groups with the association between iBMI and body esteem peaking at $642 \text{ cm}^2/\text{kg}$ for boys and $800.64 \text{ cm}^2/\text{kg}$ for girls.

Conclusion: This study suggests that iBMI is a better predictor of body esteem in young adolescents, and that the association between body esteem and iBMI is curvilinear in nature. However, the peak of body esteem scores occurred at a lower degree of leanness for boys compared to girls and indicated that the point at which body esteem scores are highest for girls is at a point of extreme leanness whereas the peak for boys was within the values considered as 'normal' on the leanness to obesity continuum. iBMI may therefore be a useful measure of leanness for future studies examining the association between overweight/obesity and body esteem in young adolescents.

Keywords: Obesity, Body image, Ethnicity, Body mass index, Inverted body mass index, Leanness

Background

Overweight and obesity have been identified as a significant influence on a range of variables in children and adolescents including physical activity [1], metabolic abnormality [2] and psychological well-being [3]. In the case of the latter, body image concerns in childhood are becoming an increasingly prevalent indicator of poorer psychological well-being in western society. Such concerns have been linked to a number of social, psychological and physiological problems including increased incidence of eating disorders, restricted eating, poor psychological well being, obesity and excessive exercise

[4,5]. Overweight and obesity have been identified as particularly important in the development of these concerns [6,7] and a number of studies have examined the relations between various measures of body image and overweight/obesity in children, adolescents and adults [7-11].

For example, Body Mass Index (BMI) has typically been employed as a surrogate measure of obesity in body image research with some studies identifying higher BMI scores being associated with more negative scores for measures of multiple domains of body image [3,10-13]. Consequently, BMI appears to be the predominant measure of obesity used in studies examining the impact of overweight/obesity on body image [10,12,14].

Researchers have however suggested other means of quantifying overweight/obesity status in body image

* Correspondence: Michael.duncan@coventry.ac.uk

¹Department of Biomolecular and Sports Sciences, Coventry University, Priory Street, Coventry CV1 5FB, UK

Full list of author information is available at the end of the article

research, including skinfold assessment and bioelectrical impedance analysis [15]. However, these methods are more time consuming, have pre-test guidelines and may need trained scientists to complete in the case of skinfold analysis [15]. While the assessment of weight status via BMI is quick, non-labour intensive and does provide a measure of overall weight status for population monitoring [16], its use as a means to quantify overweight/obesity has been questioned in general [17] and specifically in the context of body image research [15]. This issue is exacerbated when examining this relationship in children and adolescents.

The validity of BMI as a measure of adiposity has been based on the assumption that as BMI increases so does adiposity [17]. However, studies have documented strong evidence of curvature in the the assumption of a linear body fat – BMI relationship [18,19]. Such curvature is not trivial and research has demonstrated that a one unit increase in BMI for a group of thin women from 15 to 16 (kg/m^2) represents an increase of 2.3% body fat whereas, for obese women (35 to 36 kg/m^2), a one unit increase represents only a 0.3% increase in body fat [20]. Consequently, if linearity is assumed and curvature ignored in this relationship, the true association between BF% and BMI will be systematically underestimated in people with lower values of BMI and overestimated in people with higher BMI values [20]. Moreover, when considering BMI in children BMI is unlikely to be normally distributed [21,22]. Thus, when BMI is used in statistical analysis, as is often the case, assumptions of normality are violated and inferences made cannot be trusted [22].

Studies have however proposed, an alternative measure, named variously as lean or inverse body mass index (iBMI, cm^2/kg) as a more suitable proxy for body fatness in epidemiological research [21-23]. iBMI has a biologically sound basis and better reflects lean mass alongside non-lean mass (e.g., fat mass) compared to BMI [22]. The suggestion that iBMI is more biologically sound in comparison to BMI comes from the work of Nevill and Holder [22]. Although a comprehensive explanation of this issue is beyond the scope of the present paper See [22] for a full overview, in brief BMI as a measure of overweight and obesity arose through the combination of height and body mass via multiple regression to fit an implied model which is not based on any biological principles [22]. However, lean body mass is more stature related than weight. Therefore, a better model to predict adiposity should employ a measure of leanness (as is the case with iBMI) as it is based on biological principles rather than an empirically derived model as is the case with BMI [22].

This iBMI has been found to be normally distributed and a better predictor of adiposity in adults [20,22]. BMI

is less likely to be normally distributed in children [22] and exhibits a curvilinear relationship with body fatness [24]. Given the range of studies that have used BMI as the sole measure of overweight/obesity when examining the body image- overweight/obesity relationship, an examination of the utility of iBMI in describing relations between body image and overweight/obesity status in children and young adolescents would seem meritorious.

This is particularly so given the mixed nature of studies that have examined the relations between BMI and various measures of body image in the literature. Some studies identify that higher BMI is associated with more negative body image or increased body dissatisfaction [10-12] but that this pattern may differ across different ethnic [25] or gender [3,26] groups. Prior research has also identified that in the context of the BMI-mortality relationship there is an 'optimum' survival rate when BMI is in the mid range of values where all-cause mortality is minimised [27]. These authors also identified that modelling this association using BMI was also problematic in terms of fitting this to a quadratic and suggested that studies should seek to invert BMI in order to examine this issue in future research [27].

As body image concerns have been consistently associated with overweight and obesity and are seen as an important health related variable, this study sought to build on suggestions of prior authors [21-23,27] by comparing the utility of either iBMI or BMI to optimise the relationship with body esteem in young adolescents.

Methods

Study sample

Seven hundred and fifty six young adolescents (394 boys and 362 girls) participated in the study (mean age \pm SD was 11.4 ± 1.64 years). Participants were from black ($n = 62$), white ($n = 549$) and South Asian ($n = 145$) ethnic groups. Participants were selected from secondary schools ($n = 5$) within the City of Birmingham using cluster sampling. Informed consent was provided by parents/guardians and the adolescents themselves. The study was approved by the institutional ethics committee of Coventry University.

Measures

Body Esteem: The body esteem scale for children, a self-report measure designed to measure self evaluations of one's body [28,29] and reflects the attitudinal component of body image [30] was used to assess body esteem. This measure comprises yes/no responses to 24 items such as 'I wish I were thinner'. The minimum possible score is 0, reflecting low body esteem and the highest possible score is 24, reflecting high body esteem. This scale has previously been used to assess body esteem in children and adolescents [28,29] and acceptable psychometric

properties have been established [28]. Furthermore, in a pilot group of thirty, 11 year olds (the age of the youngest participants in the study) values for two week test re-test reliability ($R = .83$) were acceptable as were scores for Cronbach's alpha ($\alpha = .90$).

Overweight/Obesity Status: Following completion of the body esteem scale, participants' height (cm) and mass (kg) were measured using a Seca stadiometer and weighing scales (Seca Instruments Ltd, Germany). From this BMI was determined as kg/m^2 and iBMI was determined as cm^2/kg . In the current study these were both considered as measures of body shape in line with Mosimann's definition of body shape as the ratio of two body dimensions measured in the same units that yield a 'dimensionless' ratio variable [31].

Statistical analysis

Data were analysed for both BMI and iBMI using a 2 (gender) X 3 (ethnicity) ways ANCOVA controlling for iBMI and iBMI^2 and repeated using BMI and BMI^2 as covariates. As prior research had identified gender and ethnicity as relevant variables in the relationship between overweight and obesity and measures of body image, this method enabled any differences in body esteem between gender and ethnic groups to be determined whilst at the same time establishing the amount of variance explained by the two measures of overweight/obesity status (BMI vs. iBMI) as both a linear and quadratic function. Subsequent analysis was also conducted for separate gender groups recognising that body image development is a specifically gendered phenomenon [26]. Data were also assessed for normality for separate gender groups using the Kolmogorov-Smirnov test and, in line with prior studies in this area [21,23]. Elementary differential calculus was also employed to determine the iBMI point at which body esteem scores peaked for the whole sample and for boys and girls separately. Statistical significance was set at 0.05 a priori and the Statistical package for Social Sciences (SPSS, Version 18, SPSS Inc., Chicago, Ill, USA) was used for all analysis.

Results

Results from ANCOVA for the pooled sample of boys and girls indicated that the relationship between body esteem and BMI was linear, i.e., the BMI^2 was not significant when used as covariates ($P > .05$). In contrast, when iBMI and iBMI^2 were used as covariates, both were significant (both $P = .0001$) a finding that suggests the association between iBMI and body esteem was curvilinear in nature (See Figure 1). Elementary differential calculus indicated that the peak or 'optimal' body esteem scores occurred at $\text{iBMI} = 700 \text{ cm}^2/\text{kg}$. Moreover, iBMI was a better predictor of body esteem (Adjusted $R^2 = .213$, $P = .001$) predicting 21.3% of the variance in body esteem compared to 20.5% in BMI (Adjusted $R^2 = .205$, $P = .001$). Furthermore, results

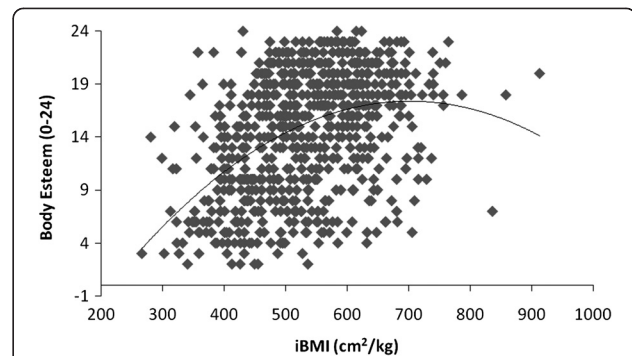


Figure 1 The relationship between iBMI (cm^2/kg) and Body Esteem in British adolescents.

from the Kolmogorov-Smirnov test indicated that BMI was not normally distributed ($P = .0001$) but that iBMI was ($P > 0.05$). Results from this analysis controlling for both BMI ($P = .013$) and iBMI ($P = .001$) also indicated significant gender X ethnicity interactions for body esteem whereby body esteem was significantly higher in boys compared to girls for white and black ethnic groups but was not significantly different between south Asian boys and girls.

When considered as separate gender groups, the results were similar to those presented for the pooled sample. For both boys and girls BMI was not normally distributed ($P = .0001$ in both cases) whereas iBMI was ($P = .09$ for boys and $.200$ for girls). Furthermore, neither BMI nor BMI^2 were significant when used as covariates for separate samples of boys and girls ($P > .05$) but when iBMI and iBMI^2 were used as covariates both were significant (both $P = .0001$) for both gender groups. Similar to the data for the pooled sample, when gender specific slope parameter estimates were examined, data indicated that the association between iBMI and body esteem was quadratic and curvilinear in nature. However, the slope parameter estimates indicated that the nature of this curvilinear relationship was different for boys and girls. When taken as individual gender groups, the peak or 'optimal' body esteem scores were calculated as $\text{iBMI} = 642 \text{ cm}^2/\text{kg}$ for boys (See Figure 2) and $800.64 \text{ cm}^2/\text{kg}$ for

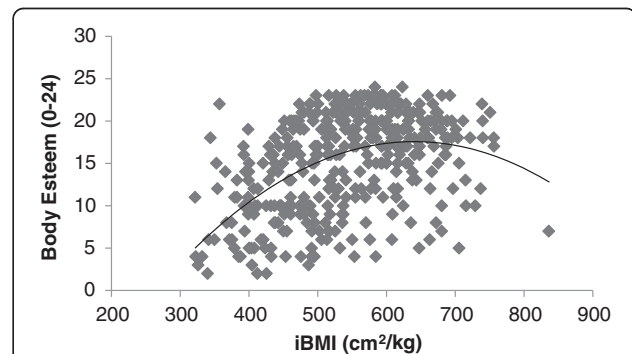
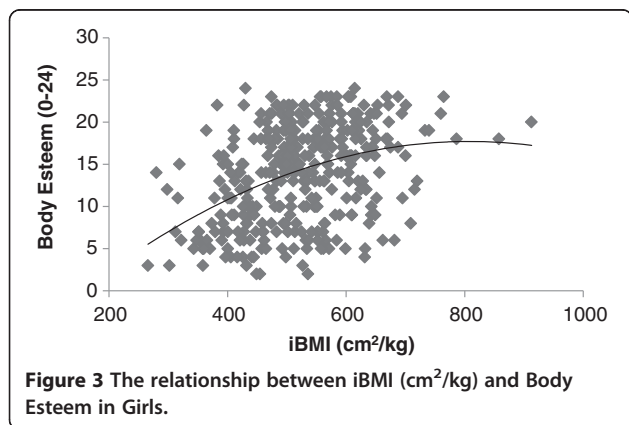


Figure 2 The relationship between iBMI (cm^2/kg) and Body Esteem in boys.

girls (See Figure 3). Likewise, similar to data for the whole sample, in boys, iBMI predicted significantly more of the variance in body esteem scores (Adjusted $R^2 = .250$) predicting 25% of the variance in body esteem compared to 23% in BMI (Adjusted $R^2 = .230$). However, in girls iBMI and BMI predicted a similar amount of the variance in body esteem scores (Adjusted $R^2 = .164$ for both iBMI and BMI) predicting 16.4% of the variance in body esteem scores in both cases.

Discussion

The present study adds to the data in this area by evidencing that iBMI is a better predictor of body esteem in young adolescents compared to BMI. BMI has been widely used as a measure of overweight/obesity status in prior research examining on body related concerns in children and young adolescents e.g., [9] often using parametric statistical techniques for analysis. This is despite BMI rarely being normally distributed in this population [22] and BMI evidencing a curvilinear relationship with body fatness in children and young adolescents [24]. The alternative measure of iBMI was subsequently proposed as an alternative to BMI to understand the association between health indices and overweight/obesity in young people [20,21]. The results presented here support prior studies which have identified iBMI as a better proxy measure of leanness in the leanness to overweight/obesity continuum than BMI [20,21] but extend the literature in this area by indentifying its applicability as a measure in body esteem research. Notably, this measure is no more difficult or labour intensive to calculate than BMI, it also has a sound biological basis as a measure of weight status and reflects the whole leanness to obesity continuum see [22] for a review. It is of course possible to statistically transform BMI data to ensure it is normally distributed and therefore can be used alongside parametric statistical techniques. However, such transformations do not address the issue of the biological basis of BMI as a measure of leanness to overweight/obesity whereas use of iBMI does.



What is of particular interest in the present study is that iBMI demonstrated a curvilinear relationship with body esteem in this group of young adolescents. iBMI has also been termed lean body mass index as it evidences a linear association with lean mass [22], the results of this study suggest that body esteem increases as lean mass also increases. This suggestion agrees with the assertions made previously by authors when explaining the relationship between BMI and various measures of body image in that higher BMI (and therefore assumed higher body fatness) is associated with poorer body image and conversely that lower BMI (and therefore assumed leanness) is associated with a more positive body esteem [4,7]. In the current study, the peak of the association between body esteem scores and iBMI was examined using elementary differential calculus, in line with methods suggested by Durazo-Arvizu et al. [27]. The body esteem - iBMI relationship was curvilinear so the assumption of a linear relationship as suggested by prior authors [4,7] only holds true only to an apex of approximately $700 \text{ cm}^2/\text{kg}$. After this point even when lean mass increases body esteem scores begin to decline. Moreover, this curvilinear association held true for separate gender groups but the peak of this association differed for boys and girls with the peak of this relationship occurring at a value of $642.8 \text{ cm}^2/\text{kg}$ for boys and $800.64 \text{ cm}^2/\text{kg}$ for girls. These values could therefore be considered an 'optimal' in line with assertions previously made for other health related variables [27].

However, the different curves evidenced by boys and girls in the current study are important as the data indicate that the peak of body esteem scores occur at a lower degree of leanness for boys compared to girls. In lay terms this would indicate that the point at which body esteem scores are highest for girls is at a point of very high leanness to the point where, for girls body esteem peak at an equivalent BMI value of $12.5 \text{ kg}/\text{m}^2$ (calculated as $\text{BMI} = 10000/\text{iBMI} = 10000/800.64 = 12.5$), a value which would classify them as overly 'thin' and at increased health risk according to international cut-off points [32]. Conversely, the peak of the body esteem - iBMI relationship for boys sits at a BMI equivalent of $15.5 \text{ kg}/\text{m}^2$, a value within the 'healthy' BMI range for children and adolescents [16]. This is not however surprising given that an individual's self-evaluation of their own body may be shaped by societal values of what an 'attractive' physique is [4,7] and the curvilinear relationship identified here likely reflects the western societal ideal of what an 'ideal' body is whereby individuals who are overly fat or overly lean do not conform to the ideal range of the ideal body and thus present lower body esteem. The different curves identified for boys and girls support prior assertions that body image development is a gendered phenomenon for reviews see [33] with the

ideal physique for females being one which is super-thin [4] whereas the same does not hold true for males [34]. One potential reason why iBMI accounted for a greater proportion of body esteem than BMI in boys than girls may be because iBMI is a better reflection of leanness than BMI and, with boys, leanness may be more associated with body esteem at both high and low ranges of leanness compared to girls. This suggestion is however speculative.

No studies to date have reported this curvilinear relationship and thus future research is required which confirms the findings presented here. Despite this, the curvilinear nature of the iBMI – body esteem relationship would appear to support prior research that has identified high level of adiposity and or lean mass as being associated with poorer body esteem [7,10,31].

Whilst not the focus of the present study, this research also indicates that body esteem interacts with gender and ethnicity in young adolescents. In particular, body esteem scores were higher for boys from white and black ethnic groups, a finding which supports a range of prior research on this topic [8,9,11,34]. The data presented in this respect are not new and this finding should not be considered the major contribution of this brief report.

Despite this, the present study is not without its limitations. The study is cross-sectional in nature and therefore no comment can be made regarding cause and effect within the body esteem – overweight/obesity relationship (irrespective of whether BMI or iBMI is being considered). Furthermore, the body esteem scale as used in the present study provides a measure of global appearance satisfaction and only a minority of items within the questionnaire explicitly address weight, size and body shape. Future research may therefore be beneficial which examines the utility of iBMI in predicting more body weight/shape related measures of body image such as body areas satisfaction or overweight preoccupation. Also, given the age range of the participants in the present study, it is likely that participants included young adolescents across a range of maturational stages. Maturation was not assessed in the present study due to the sensitive nature of maturation assessment in young adolescents. This is important due to the changes in physique that accompany maturation. Such changes may mean that the relationship between body esteem and overweight/obesity varies throughout the process of growth and maturation and children move into and the out of adolescence. Future research would therefore benefit from including maturation analysis in any subsequent study of this issue.

Although researchers could potentially analyse their BMI data in subgroups of participants, split into normal weight, overweight and obese groups to overcome the issue of normality with BMI, there may be times when researchers wish to examine this as a continuous variable

to better understand the relationship between overweight and obesity and body esteem in young adolescents. In this case, the results of this study suggest that iBMI is a predictor of body esteem, comparable to BMI, and could be considered by researchers in future work.

Conclusions

Prior studies have predominantly examined the association between overweight/obesity and body esteem in children and adolescents using BMI. The data presented here indicate that inverse body mass index or 'iBMI' may be an alternative useful measure of leanness which is better able to predict body esteem scores in young adolescents compared to BMI. This study also identifies that there is an optimum range of iBMI associated with more positive body esteem in this population. When translated to BMI this optimum equates to a value of 12.5 kg/m² for girls and 15.5 kg/m² for boys. From a public health perspective, practitioners and research may want to consider iBMI as an alternative measure of overweight and obesity in their research and should also consider the curvilinear relationship of the association between overweight and obesity and body esteem in this population when designing interventions aimed at reducing overweight and obesity and/or enhancing body image in young adolescents.

Competing interests

The authors have no competing interests.

Authors' contributions

MD was responsible for study design, data collection, analysis and writing the manuscript, YAN was responsible for study design and data collection, AN was responsible for study design, analysis and writing the manuscript. All authors read and approved the final manuscript.

Author details

¹Department of Biomolecular and Sports Sciences, Coventry University, Priory Street, Coventry CV1 5FB, UK. ²Qatar University, Doha, Qatar. ³University of Wolverhampton, Wolverhampton, UK.

Received: 4 November 2012 Accepted: 15 July 2013

Published: 17 July 2013

References

1. Al-Hazzaa HM, Abahussain NA, Sobayel HI, Qahwaji DM, Musaiger AO: Lifestyle factors associated with overweight and obesity among Saudi adolescents. *BMC Pub Hlth* 2012, **12**:354.
2. Moreira C, Santos R, Cazusa De Farias Junior J, Vale S, Santos PC, Soares-Miranda L, Marques AI, Mota J: Metabolic risk factors physical activity and physical fitness in Azorean adolescents: A cross-sectional study. *BMC Pub Hlth* 2011, **11**:214.
3. Mikolajczyk RT, Iannotti RJ, Farhat TM, Thomas V: Ethnic differences in perceptions of body satisfaction and body appearance among U.S. schoolchildren: a cross-sectional survey. *BMC Pub Hlth* 2012, **12**:425.
4. Grogan S: *Body Image Understanding body dissatisfaction in men women and children*. London: Routledge; 2007.
5. Smolak L, Levine MP: *Body Image in Children*. In *Body Image Eating Disorders and Obesity in Youth*. Edited by Thompson JK, Smolak L. Washington: American Psychological Association; 2001:41–66.
6. McVey GL, Davis R, Tweed S, Shaw BF: Evaluation of a school-based program designed to improve body image satisfaction global self-

- esteem and eating attitudes and behaviours A replication study. *Int J Eat Dis* 2004, **36**:1–11.
7. Duncan MJ, Al-Nakeeb Y, Nevill AM: **Body esteem and body fat in British school children from different ethnic groups.** *Body Image* 2004, **1**:311–315.
 8. Storvoll EE, Strandbu A, Wichstrom L: **A cross-sectional study of changes in Norwegian adolescents' body image from 1992 to 2002.** *Body Image* 2005, **2**:5–18.
 9. Pallan MJ, Hiam LC, Duda JL, Aday P: **Body image body dissatisfaction and weight status in south Asian children: A cross-sectional study.** *BMC Pub Hlth* 2011, **11**:21.
 10. Penkal JL, Kurdeck LA: **Gender and race differences in young adults' body dissatisfaction.** *Pers Ind Diff* 2007, **43**:2270–2281.
 11. Presnell K, Bearman SK, Stice E: **Risk factors for body dissatisfaction in adolescent boys and girls: a prospective study.** *Int J Eat Dis* 2003, **36**:389–401.
 12. Banitt A, Kaur H, Pulvers K, Nollen N, Ireland M, Fitzgibbon M: **BMI percentiles and body image discrepancy in black and white adolescents.** *Obesity* 2008, **16**:987–991.
 13. Garner D: **The body image survey.** *Psychology Today* 1997, **January/February**:32–84.
 14. Watkins JA, Christie C, Chally P: **Relationship between body image and body mass index in college men.** *J Am Coll Hlth* 2008, **57**:95–100.
 15. Duncan MJ, Nevill AM: **Relations between young adults' body image and indices of obesity.** *Int J Body Comp Res* 2010, **8**:1–6.
 16. Cole TJ, Bellizzi MC, Flegal KM, Dietz WH: **Establishing a standard definition for child overweight and obesity worldwide International Survey.** *BMJ* 2000, **320**:1240–1243.
 17. Nevill AM, Metsios GS, Jackson AS, Wang J, Thornton J, Gallagher D: **Can we use the Jackson and Pollock equations to predict body density/fat of obese individuals in the 21st century?** *Int J Body Comp Res* 2008, **6**:115–122.
 18. Rothman KJ: **BMI-related errors in the measurement of obesity.** *Int J Obes* 2008, **32**:S56–S59.
 19. Jackson AS, Stanforth PR, Gagnon J, et al: **The effect of sex age and race on estimating percentage body fat from body mass index the heritage family study.** *Int J Obes Rel Met Dis* 2002, **26**:789–96.
 20. Nevill AM, Stavropoulos-Kalinoglou A, Metsios GS, Koutedakis Y, Holder RL, Kitas GD, Mohammed MA: **Inverted BMI rather than BMI is a better proxy for percentage body fat.** *Ann Hum Biol* 2011, **36**:681–684.
 21. Duncan MJ, Nevill A, Woodfield L, Al-Nakeeb Y: **The relationship between pedometer-determined physical activity body mass index and lean body mass index in children.** *Int J Ped Obes* 2010, **5**:445–450.
 22. Nevill AM, Holder RL: **Body mass index a measure of fatness or leanness?** *Br J Nut* 1995, **73**:507–516.
 23. Duncan MJ, James L, Griffiths L: **The relationship between resting blood pressure body mass index and lean body mass index in British children.** *Ann Hum Biol* 2011, **38**:324–329.
 24. Federico B, D'Aliesio F, Pane F, Capelli G, Rodio A: **Body mass index has a curvilinear relationship with the percentage of body fat among children.** *BMC Res Notes* 2011, **18**:301.
 25. Celio A, Zabinski M, Wilfley D: **African American body images.** In *Body Image A handbook of theory research and clinical practice.* Edited by Cash T. New York: Guildford Press; 2004:234–242.
 26. Kostanski M, Fisher A, Gullone E: **Current conceptualisation of body image dissatisfaction Have we got it wrong?** *J Child Psych Psychiatr* 2004, **45**:1317–1325.
 27. Durazo-Arvizu R, McGee D, Li Z, Cooper R: **Establishing the nadir of the body mass index-mortality relationship: A case study.** *J Am Stat Assoc* 1997, **92**:1312–1319.
 28. Mendelson BK, White DR: **Relation between body-esteem and self-esteem of obese and normal children.** *Percept and Mot Skills* 1982, **54**:899–905.
 29. Mendelson BK, White DR, Mendelson MJ: **Self-esteem and body esteem Effects of sex age and weight.** *J App Dev Psych* 1996, **17**:321–346.
 30. Hart EA: **Assessing body image.** In *Barrow and McGee's practical measurement and assessment.* Edited by Tritschler KA. Philadelphia: Lippincott, Williams and Wilkins; 2000:409–437.
 31. Mosimann JE: **Size allometry – Size and shape variables with characterizations of lognormal and generalized gamma distributions.** *J Am Stat Assoc* 1970, **65**:930–945.
 32. Cole TJ, Flegal KM, Nicholls D, Jackson AA: **Body mass index cut offs to define thinness in children and adolescents: International survey.** *BMJ* 2007, **335**:194.
 33. Ricciardelli LA, McCabe MP: **Children's body image concerns and eating disturbance: a review of the literature.** *Clin Psych Rev* 2001, **21**:325–344.
 34. Raudenbush B, Meyer B: **Muscular dissatisfaction and supplement use among male intercollegiate athletes.** *J Sport Exerc Psych* 2003, **25**:161–170.

doi:10.1186/1471-2458-13-662

Cite this article as: Duncan et al.: Establishing the optimal body mass index - body esteem relationship in young adolescents. *BMC Public Health* 2013 **13**:662.

Submit your next manuscript to BioMed Central and take full advantage of:

- **Convenient online submission**
- **Thorough peer review**
- **No space constraints or color figure charges**
- **Immediate publication on acceptance**
- **Inclusion in PubMed, CAS, Scopus and Google Scholar**
- **Research which is freely available for redistribution**

Submit your manuscript at
www.biomedcentral.com/submit

