


RESEARCH ARTICLE

Seed priming improved salt-stressed sorghum growth by enhancing antioxidative defense

Xiaoqian Guo^{1,2}, Wenfang Zhi^{1,2}, Yuntong Feng^{1,2}, Guisheng Zhou^{1,2*}, Guanglong Zhu¹

1 Joint International Laboratory of Agriculture and Agri-Product Safety, Yangzhou University, Yangzhou, Jiangsu Province, China, **2** Jiangsu Provincial Key Laboratory of Crop Genetics and Physiology, Yangzhou University, Yangzhou, Jiangsu Province, China

* These authors contributed equally to this work.

* gszhou@yzu.edu.cn

OPEN ACCESS

Citation: Guo X, Zhi W, Feng Y, Zhou G, Zhu G (2022) Seed priming improved salt-stressed sorghum growth by enhancing antioxidative defense. PLoS ONE 17(2): e0263036. <https://doi.org/10.1371/journal.pone.0263036>

Editor: Yuan Huang, Huazhong Agriculture University, CHINA

Received: November 19, 2021

Accepted: January 10, 2022

Published: February 25, 2022

Copyright: © 2022 Guo et al. This is an open access article distributed under the terms of the [Creative Commons Attribution License](https://creativecommons.org/licenses/by/4.0/), which permits unrestricted use, distribution, and reproduction in any medium, provided the original author and source are credited.

Data Availability Statement: All relevant data are within the manuscript and its [Supporting Information](#) files.

Funding: This study is financially supported by: 1. China National Key R & D Program Grant No.: 2018YFE0108100 Awardee: Zhou, Guisheng Funding agency: Ministry of Science and Technology of the People's Republic of China Initials of authors who received salary or other funding from commercial companies: No URLs to sponsors' websites: <http://www.most.gov.cn/index.html> 2. Jiangsu Provincial Forestry Science

Abstract

Seed priming is regarded as a beneficial and effective method enhancing performance of plants grown under stress conditions. This study illustrated the effect of four seed priming agents (2% H₂O₂, 52 mM NaCl, 50 mM KCl, 250 mM MgSO₄) on two sorghum cultivars (Canada sorghum CFSH-30 and sorghum '1230') grown in saline soils. Sorghum growth characteristics and biochemical parameters were investigated. Seed priming treatments alleviated the adverse effects of salt stress by decreasing MDA content and enhancing antioxidant enzymes (CAT, POD and SOD) activities and proline content, and hence increased sorghum fresh and dry weight. In terms of various parameters, sorghum '1230' was more suitable to be grown in saline soil, and 52 mM NaCl and 50 mM KCl were the optimum priming agents to improve the performance of salt-stressed sorghum.

Introduction

Salinity is the one of the main abiotic factors restricting plant growth, development and productivity. More than 6% of the world's lands are saline and ~20% of irrigated lands are currently affected by salt [1, 2]. Human activities and geological processes mainly lead to salinity problem [3]. The various factors that cause salinity stress include poor cultivation practices, irrigation with saline water, less rain fall, high surface evaporation, and weathering of parent rock materials [4]. It is estimated that by 2050, more than 50% of the cultivable lands will be affected by rising soil salinization [5]. Soil salinization is a noticeable environmental problem all over the world. Rational and efficient utilization of marginal lands has become a global issue of concern [6].

Planting salt-tolerant crops in saline soils is one of the feasible ways to maximize the utilization and restoration of saline soils [7]. The selection of salt-tolerant plants and the investigation into salt tolerance mechanisms have become heated research topics for plant breeders and physiologists [8]. Sorghum is the fifth most important cereal crop used as human food, animal

and Technology Innovation and Extension Program Grant No.: LYKJ(2019)47 Awardee: Zhou, Guisheng Funding agency: Department of Forestry, Jiangsu Province, the Peoples' Republic of China Initials of authors who received salary or other funding from commercial companies: No URLs to sponsors' websites: <http://yj.jiangsu.gov.cn/>.

Competing interests: The authors have declared that no competing interests exist.

forage, and biofuel production [6]. Sorghum is a moderately salt-tolerant and drought-tolerant crop, and there are genotypic differences in response to these two stresses [9]. Sorghum can be planted on compact soil within a wide range of salinity [10] and pH (5.0–8.5) values [11]. Given the economic value and potential tolerance of sorghum, it has a great potential as a food source in areas affected by drought and/or salinity stress.

Seed priming is a long-lasting and effective technique that can improve the performance of plants under abiotic stresses, in terms of physiological and biochemical changes. Seed priming is generally defined as the controlled hydration of seeds, which allows pre-germinative metabolic activities while avoiding the surfacing of the radicle [12]. Seed priming comprises of hormonal priming, osmopriming, nutrient priming, hydropriming, and redox priming [13]. Reports showed that under salinity conditions, seed priming with H_2O_2 had better germination, higher photosynthetic efficiency and proline content and reduced oxidative damages caused by ROS [14]. NaCl-priming enhanced soluble carbohydrate and proline content, antioxidant enzyme activity and reduced the damage of muskmelon seed membranes [15]. The application of KCl and KOH through seed priming significantly improved the germination percentage, seedling shoot length and root length, and seedling fresh and dry biomass of *Pisum sativum* [16]. Compared with other priming agents produced by salt solutions, striga seeds conditioned with $MgSO_4$ maintained the highest germination regardless of their concentrations [17].

The effects of priming agents varied in terms of various priming agents, concentrations of priming agents, and plant varieties. Suitable priming agents at appropriate concentrations are the key factors to seed priming. Therefore, the current study was conducted to evaluate the responses of sorghum varieties to four seed priming agents planted in saline soils, and to screen out appropriate tolerant varieties for salt-affected regions and the suitable priming agent on the basis of physiological and biochemical parameters.

Materials and methods

Experimental design

A field experiment was conducted in Dafeng Coastal Forest Farm, Dafeng County (33°20'N, 120°47'E), Yancheng City, Jiangsu Province, China in 2018. Before starting the experiment, soil samples from a depth of 20 cm at the site were collected to determine basic properties. The soil is classified as loamy soil with a textural class of clay loam and contains 19.75 g kg⁻¹ organic matter, 0.72 g kg⁻¹ total nitrogen, 1.45 mg kg⁻¹ available phosphorus, 279 mg kg⁻¹ available potassium, and 1.68 g kg⁻¹ soluble salt, with a pH reading of 8.8.

The experimental variables were two sorghum varieties, including Canada sorghum CFSH-30 (V1) and sorghum '1230' (V2), and four seed priming agents including 2% H_2O_2 (P1), 52 mM NaCl (P2), 50 mM KCl (P3), 250 mM $MgSO_4$ (P4). The unprimed seeds served as the control (C). The study was arranged in a 2-factorial completely randomized block design with three replications. There were 30 plots in total. The area of each plot was 30 m² (15 m × 2 m). Sorghum seeds were directly sown in the field at the seeding rate of 20 kg ha⁻¹. A total of 225 kg N ha⁻¹ as urea and 120 kg ha⁻¹ as P_2O_5 were applied, with 50% at sowing and 50% at the seedling stage. In the case of seed priming, sorghum seeds of two varieties were soaked for 48 h at 15°C in each of the treated solutions, immediately followed by drying seeds back at room temperature to the original seed moisture content. Other field practices including in the control of insects, diseases and weeds were in conformity with local recommendations.

Plant sampling and analysis

Five plants of each plot were collected at elongation, flag leaf, booting, and heading stages, respectively. After measuring fresh weight, all the samples were dried in the oven at 105°C for 30 min to deactivate enzymes and then at 80°C to constant weight to measure dry weight.

Another five plants of each plot were sampled for leaves to determine the activity of catalase (CAT), peroxidase (POD) and superoxide dismutase (SOD) and the content of proline and MDA. These samples were soaked in liquid nitrogen first and then stored in a low-temperature freezer (-80°C). The activity of CAT, POD, and SOD was measured according to the method of Bergmeyer [18], Upadhyaya et al. [19], and Beauchamp and Fridovich [20], respectively. The content of proline was measured using the method of Bates et al. [21]. The content of MDA was determined according to Zhang et al. [22].

Statistical analysis

The experimental data were calculated with Excel 2016 and graphed with SigmaPlot 10. Statistix 9 was used to conduct the analysis variance (ANOVA) in a completely randomized design in a factorial arrangement (genotypes × seed priming). The LSD test was used to determine the comparison of means at the 5% probability level.

Results

It can be seen from Table 1 that variety, seed priming, and their interaction produced significant effects on fresh weight during the whole growth period, except that the interaction of variety and seed priming had no significant effect on fresh weight at heading stage. For V1, P3 had a better effect on promoting fresh weight at elongation, flag leaf, booting, and heading stages, and the fresh weight reached 84.1, 194.4, 294.6, 272.0 and 201.6 g plant⁻¹ respectively. As for V2, the fresh weight of V2P3 was the highest at elongation and heading stages, reaching 112.9

Table 1. Effect of seed priming on fresh weight of sorghum under salt stress at different growth stages.

Variety	Seed priming	Fresh weight (g plant ⁻¹)			
		Elongation	Flag leaf	Booting	Heading
V1	C	64.5 e	136.7 cd	212.1 de	228.6 ef
	P1	62.1 e	185.6 b	181.8 e	221.3 ef
	P2	63.9 e	132.2 d	190.9 e	243.6 de
	P3	84.1 d	194.4 b	294.6 c	272.0 cd
	P4	80.7 d	138.9 cd	201.0 de	196.6 f
V2	C	90.9 cd	131.1 d	238.5 d	338.3 b
	P1	105.4 ab	205.6 b	369.5 ab	372.8 a
	P2	90.6 cd	228.9 a	389.6 a	363.0 ab
	P3	112.9 a	158.9 c	365.1 ab	385.0 a
	P4	98.4 bc	188.9 b	323.0 bc	292.4 c
Variety		**	**	**	**
Seed priming		**	**	**	**
Variety×Seed priming		*	**	**	ns

Note: Different lowercase letters in the same column indicate statistical difference at the 0.05 probability level. V1: CFSH30, V2: 1230, C: control, P1: H₂O₂, P2: NaCl, P3: KCl, P4: MgSO₄, ns: not significant

*: statistical difference at the 0.05 probability level, and

**: statistical difference at the 0.01 probability level. The same as below.

<https://doi.org/10.1371/journal.pone.0263036.t001>

and 385.0 g plant⁻¹, respectively. At flag leaf and booting stages, however, P2 produced the highest fresh weight, reaching 228.9, 389.6 and 314.5 g plant⁻¹, separately. During the whole growth period, fresh weight experienced a significant increase before booting stage, and declined after heading stage.

The results in Table 2 showed that variety had significant effects on dry weight at elongation, flag leaf, and heading stages. The effect of seed priming on dry weight reached a significant level in all the growth periods. Their interaction affected sorghum dry weight significantly at elongation, flag leaf and booting stages. In comparison to V1, the dry weight of V2 was relatively high. For V1, compared to control and other seed priming agents, P3 increased dry weight by 27.2%, 30.5%, and 32.3%, respectively at the stages of booting, and heading. Also for V2, P3 remarkably increased dry weight at most growth stages, with an increase of 12.7% and 35.6% at the stages of elongation and heading. P1 and P4 decreased dry weight of V2 while remarkably improved the dry weight of V2. Among all the treatments, V2P3 had the highest dry weight (155.2 g plant⁻¹), followed by V2P1 and V2P2 (141.0 and 137.9 g plant⁻¹), respectively.

All the seed priming treatments enhanced CAT activity to varying degrees (Fig 1). For V1, CAT activity treated with P2 came top with 127.5 U min⁻¹·g FW at elongation stage, 707.8 U min⁻¹·g FW at flag leaf stage, and 319.4 U min⁻¹·g FW at booting stage. This was followed by P3 and P4 at the same stage. At flag leaf stage, CAT activity treated with P1 was a little higher than that treated with P2, but the difference was not significant. At heading stage, P3 showed the greatest promoting effect and increased CAT activity to 413.7 U min⁻¹·g FW. As for V2, P1 played a vital role in improving CAT activity at elongation and booting stages. While at flag leaf and heading stages, the highest CAT activity was observed with the treatment of P3 and P4 respectively. Throughout the growth period, CAT activity increased remarkably, reaching its peak at flag leaf stage and then declined gradually.

The POD activity of V1 was significantly increased by all seed priming agents except for P4 at heading stage (Fig 2). The largest increase in POD activity was shown in P1 at elongation and heading stages (359.3 and 85.2 U min⁻¹·g FW, respectively), and in P2 at flag leaf and booting stages (166.7 and 111.9 U min⁻¹·g FW separately). While for V2, P2 had the best effects on increasing POD activity at elongation stage. Compared with the control, P3 and P4 significantly enhanced POD activity (247.5 and 276.3 U min⁻¹·g FW respectively) at flag leaf stage

Table 2. Effects of seed priming on dry weight of sorghum under salt stress at different growth stages.

Variety	Seed priming	Dry weight (g plant ⁻¹)			
		Elongation	Flag leaf	Booting	Heading
V1	C	13.3 cd	28.2 bcd	75.5 bcde	99.9 def
	P1	12.5 de	37.5 a	64.6 de	93.8 ef
	P2	13.0 cde	31.4 b	68.9 cde	102.2 cde
	P3	11.4 e	26.8 cd	96.0 a	130.4 b
	P4	14.5 bc	24.9 de	76.4 bcde	85.0 f
V2	C	15.0 b	21.6 e	61.8 e	113.8 cd
	P1	15.2 ab	28.3 bcd	84.7 abc	133.2 b
	P2	12.7 de	30.3 bc	85.3 ab	132.2 b
	P3	16.9 a	25.4 de	78.2 bcd	154.3 a
	P4	15.8 ab	30.4 bc	74.8 bcde	118.0 bc
Variety		**	*	ns	**
Seed priming		*	**	*	**
Variety×Seed priming		**	**	**	ns

<https://doi.org/10.1371/journal.pone.0263036.t002>

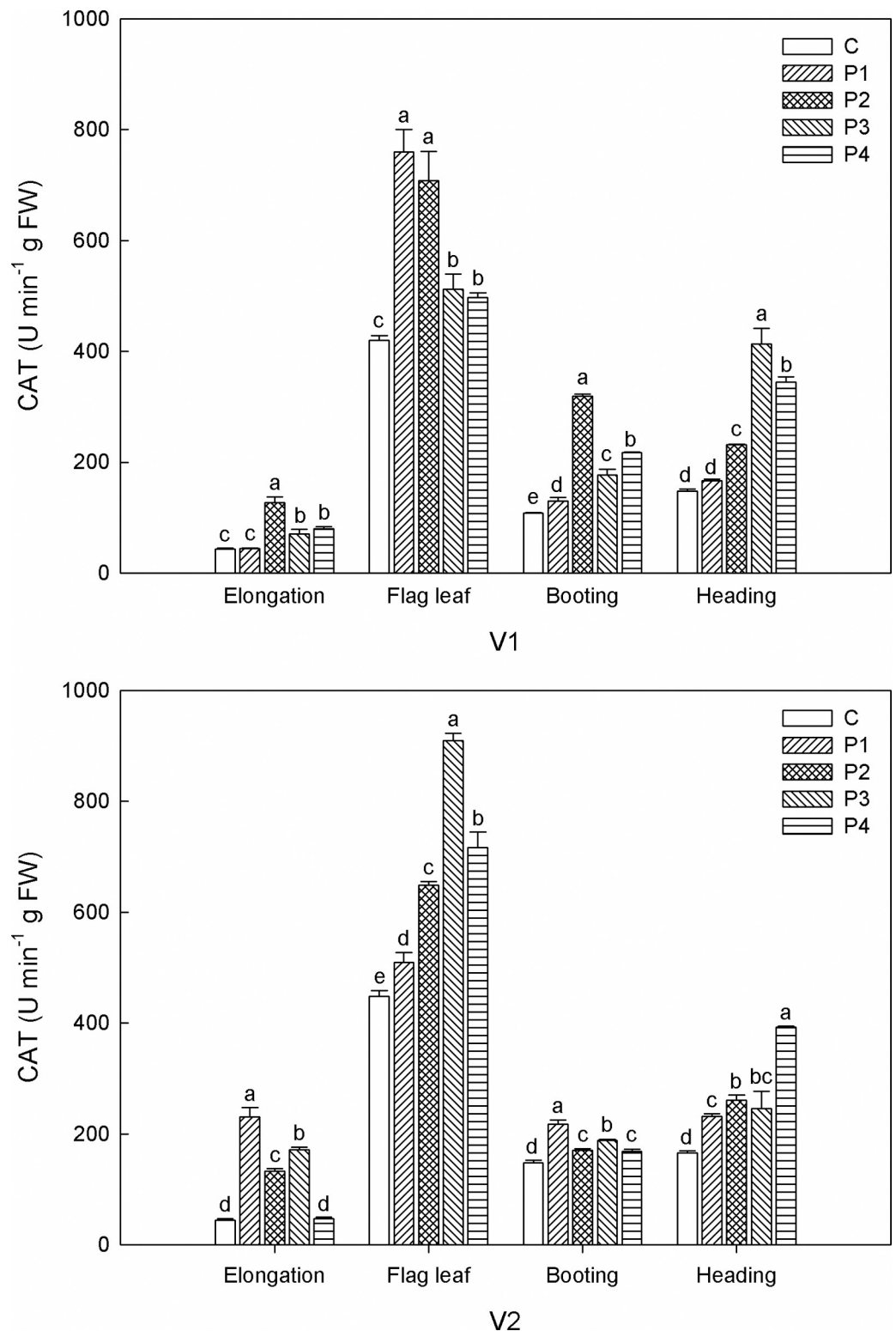


Fig 1. Effects of seed priming on CAT under salt stress at different growth stages. V1: CFSH30, V2: 1230, C: control, P1: H_2O_2 , P2: NaCl, P3: KCl, P4: $MgSO_4$. Within the same growth stage, the bars marked with different lowercase letters are statistically different at the 0.05 probability level.

<https://doi.org/10.1371/journal.pone.0263036.g001>

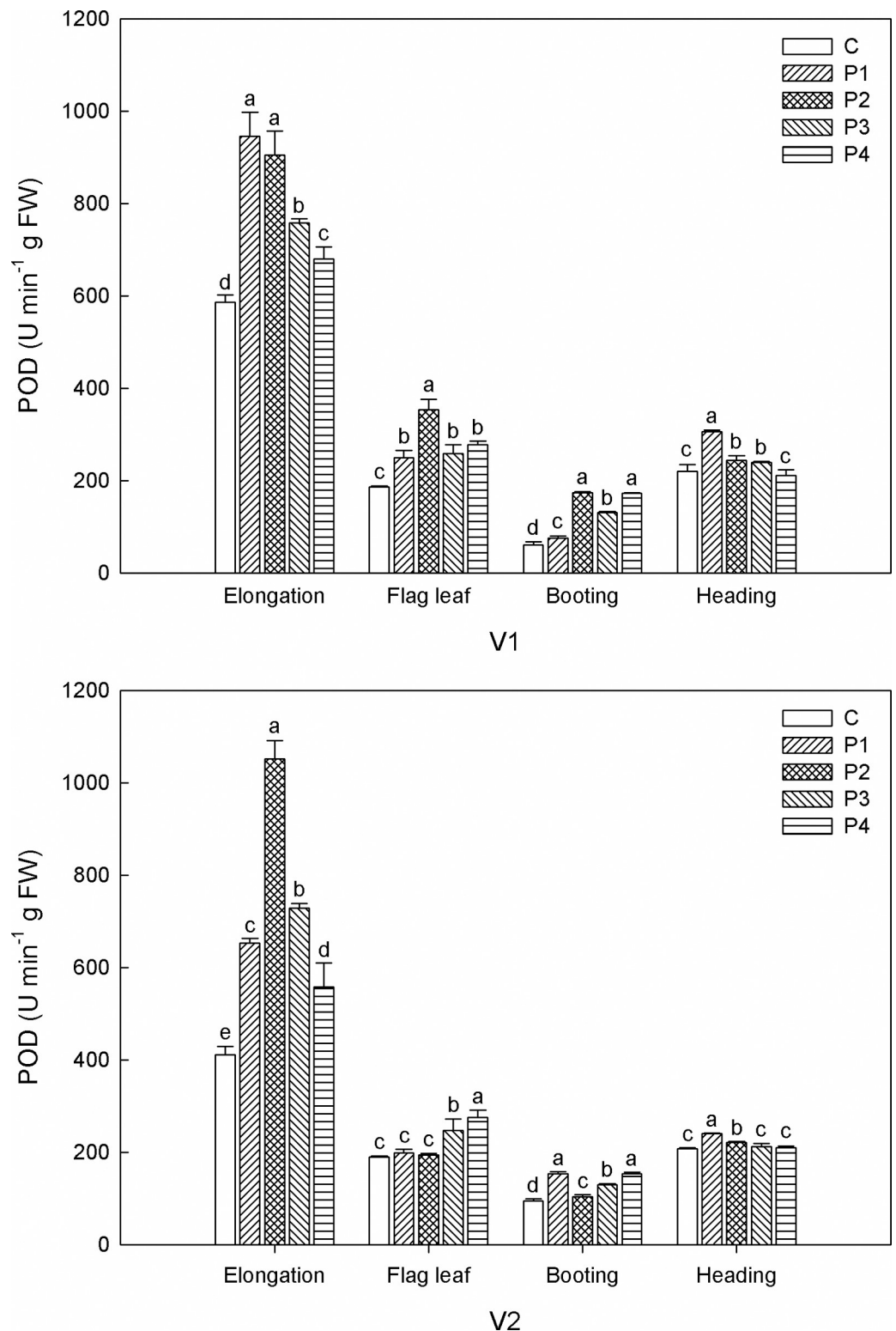


Fig 2. Effects of seed priming on POD under salt stress at different growth stages. V1: CFSH30, V2: 1230, C: control, P1: H₂O₂, P2: NaCl, P3: KCl, P4: MgSO₄. Within the same growth stage, the bars marked with different lowercase letters are statistically different at the 0.05 probability level.

<https://doi.org/10.1371/journal.pone.0263036.g002>

whereas P1 and P2 had no significant effects. At heading stage, P1 and P2 increased POD activity significantly (241 and 221.4 U min⁻¹·g FW respectively) while P3 and P4 did not have significant effects. Compared with other seed priming agents, P1 and P4 had better promoting effects at booting stage. The activity of POD experienced a sharp decrease from elongation stage to flag leaf stage and was kept relatively stable after flag leaf stage.

In comparison with other seed priming treatments (Fig 3), P4 showed the best promoting effects on SOD activity in V1 and V2, reaching 269.1, 556.1, 438.7 and 731.6 U min⁻¹·g FW, respectively in V1 and 307.4, 588.7, 397.3 and 710.4 U min⁻¹·g FW, separately at V2. At elongation stage, P1, P2, and P4 increased SOD activity in V1, but there was no difference between them. Similar situation was observed in V2 treated with P3 at booting stage. P2 ranked the second in increasing SOD activity, except for V1 at elongation stage and heading stage. At heading stage, SOD activity in V1 treated with P1 ranked the second, reaching 549.0 U min⁻¹·g FW. SOD activity generally increased with plant growth though there were fluctuations. Notably, SOD activity in V1 was remarkably increased by P1 and P4 at heading stage, overtaking that at flag leaf stage and finally reaching its peak of 549.0 and 731.6 U min⁻¹·g FW, respectively. P4 significantly improved SOD activity of V2 at heading stage to a high level, although SOD activity treated with other seed priming tended to be gentle after booting stage.

The effects of variety, seed priming, and their interaction on proline content were significant (Table 3). Compared to V2, V1 had higher proline content. Seed priming increased proline content of V1 at elongation and heading stages, but there is no significant difference among the four seed priming agents at elongation stage. Proline content of V1 did not increase with P4 treatment at flag leaf stage and with P1 treatment at booting stage. P1 had the largest increase in proline content of V1 at flag leaf stage (87.4 µg g⁻¹ FW), followed by P2 and P3 at 85.9 and 77.6 µg g⁻¹ FW, respectively. At booting stage, the highest proline content was obtained at P4. P3 increased proline content of V2 to the greatest level at most growth stages (98.7 µg g⁻¹ FW at elongation stage, 73.2 µg g⁻¹ FW at flag leaf stage and 38.1 µg g⁻¹ FW at heading stage). At booting stage, proline content was remarkably increased by P1 while other three seed priming agents had no significant effects. Among all the treatments, the highest proline content was observed in the V1P4 treatment at elongation and booting stages, in the V1P1 treatment at flag leaf stage, and in the V1P3 treatment at heading stage.

Variety, seed priming, and their interaction significantly affected MDA content at elongation and flag leaf stages (Table 4). At booting and heading stages, only seed priming had significant effects on MDA content. Seed priming reduced MDA content of both V1 and V2. The largest reduction in MDA content of V1 was recorded with at P1 at elongation, booting, and heading stages. At flag leaf stage, P2 provided the greatest decrease in MDA content. Compared with other seed priming agents, P3 showed the moderate ability to affect MDA content of V1. Lower MDA content of V2 was recorded at P1 at elongation stage (0.020 µmol g⁻¹) and at P1 at flag leaf stage (0.019 µmol g⁻¹). However, at the last two growth stages, the smallest MDA content was observed at P2 (0.014 and 0.014 µmol g⁻¹ for V1 and V2, respectively). Among all the treatments, V2P2 had the lowest MDA content at heading stage (0.014 µmol g⁻¹).

Discussions

Abiotic stresses, such as salinity, heavy metals, ultraviolet radiation, insufficient or excessive water, and low or high temperature, are harmful for the growth and development of plants [23]. Salinity reduces not only leaf size and number but also the growth of tiller and stem as well as plant dry weight [24]. It is essential to improve crop salt tolerance to make use of saline lands. Seed priming is one of the methods to combat the adverse effects of abiotic stresses [25–27]. In this study, we investigated the alleviated effects of four seed priming agents on two salt-

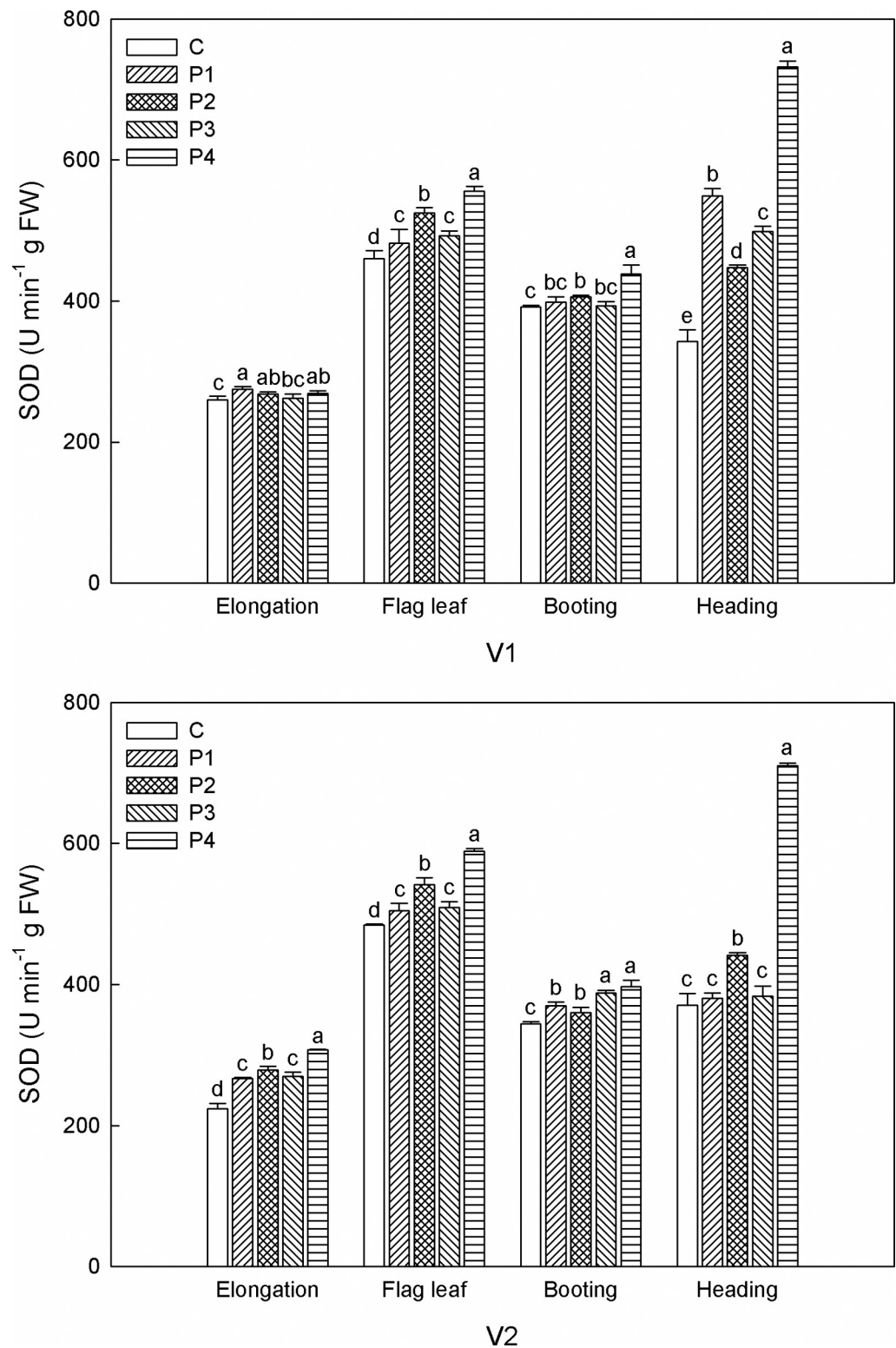


Fig 3. Effects of seed priming on SOD activity of sorghum plants under salt stress at different growth stages. P1: control, P2: H₂O₂, P3: NaCl, P4: KCl, P5: MgSO₄. Within the same growth stage, the bars marked with different lowercase letters are statistically different at the 0.05 probability level.

<https://doi.org/10.1371/journal.pone.0263036.g003>

Table 3. Effects of seed priming on proline of sorghum under salt stress at different growth stages.

Variety	Seed priming	Proline ($\mu\text{g g}^{-1}$ FW)			
		Elongation	Flag leaf	Booting	Heading
V1	C	74.8 de	75.6 cd	26.6 cd	29.2 d
	P1	121.8 a	87.4 a	25.1 de	37.9 b
	P2	117.2 a	85.9 ab	29.5 b	30.4 cd
	P3	112.7 a	77.6 bc	27.4 c	52.4 a
	P4	122.0 a	71.3 cd	32.1 a	37.0 b
V2	C	72.7 de	44.2 f	20.2 f	31.3 cd
	P1	68.8 e	58.7 e	24.6 e	37.8 b
	P2	82.4 cd	66.6 de	21.4 f	32.6 c
	P3	98.7 b	73.1 cd	22.0 f	38.1 b
	P4	92.8 bc	72.0 cd	21.5 f	32.3 c
Variety		**	**	**	**
Seed priming		**	**	**	**
Variety×Seed priming		**	**	**	**

<https://doi.org/10.1371/journal.pone.0263036.t003>

stressed sorghum varieties. It is found that seed priming improved salt-stressed sorghum growth by enhancing antioxidative defense. This research provided a reference for the selection of salt-tolerant crop and for the application of seed priming in saline soils.

Aymen et al. reported that agronomic traits and crop yield under salt stress were effectively enhanced by seed priming [28]. In this study, seed priming increased sorghum fresh weight and dry weight. As studied by Khan et al., seed priming uplifted biological yield (g plant^{-1}) [29]. For V1, P3 enhanced fresh weight and dry weight to the highest level, while P2 and P3 showed the better promoting effects on fresh weight and dry weight of V2. These results are consistent with Naz et al., who reported that KCl-primed seeds showed significantly higher fresh and dry biomass of seedlings at high salt levels [16]. Many crops at germination and seedling emergence stages are more sensitive to adverse growth conditions, and high-quality germination and emergence can remarkably contribute to uniform crop stand and establishment, leading to higher yield [30]. Our results showed that the biomass of V2 was higher than that of

Table 4. Effects of seed priming on MDA of sorghum under salt stress at different growth stages.

Variety	Seed priming	MDA ($\mu\text{mol g}^{-1}$ FW)			
		Elongation	Flag leaf	Booting	Heading
V1	C	0.057 a	0.031 a	0.029 a	0.026 ab
	P1	0.015 h	0.019 bc	0.014 d	0.019 bc
	P2	0.018 gh	0.016 cde	0.019 bc	0.019 bc
	P3	0.025 ef	0.017 cde	0.018 bcd	0.020 bc
	P4	0.028 de	0.018 bcd	0.020 b	0.024 b
V2	C	0.055 a	0.021 b	0.027 a	0.033 a
	P1	0.041 b	0.013 e	0.016 bcd	0.022 b
	P2	0.034 c	0.019 bc	0.014 cd	0.014 c
	P3	0.020 fg	0.015 de	0.018 bcd	0.020 bc
	P4	0.032 cd	0.018 bcd	0.016 bcd	0.020 bc
Variety		**	**	ns	ns
Seed priming		**	**	**	**
Variety×Seed priming		**	**	ns	ns

<https://doi.org/10.1371/journal.pone.0263036.t004>

V1. The significant difference in biomass attributes not only to genetic makeup but also to growing environment [31]. Besides, compared to V1, it is clear that V2 had higher water content.

Under saline environment, the accumulation of MDA as a lipid peroxidation product in plant tissues indicates that salt induces oxidative damage, which results in injury in membranes [32]. In this study, seed priming decreased MDA content, which ameliorated salt-mediated membrane injury and consequently alleviated the damaging influences of high NaCl salinity on plant growth. Of the four priming agents, P2 had the best effects in decreasing MDA content of two sorghum cultivars. A similar result was reported by Ellouzi et al., who found that MDA content was reduced by salt stress in the roots and leaves of seedlings from primed seeds in contrast to the salt-stressed seedlings from unprimed seeds [33]. Seed priming usually produce profound effects on seeds. These effects are deposited in the primed seeds and can be recalled when a following stress is imposed. Under this situation, the primed seeds are ready to respond positively to this stress [34]. We also noticed that MDA content of V1 was higher than that of V2, suggesting V2 was higher salt tolerant than V1.

Osmotic regulation is considered a key factor of salt stress tolerance, including the accumulation of various osmotic substances such as sugar, proline and glycine betaine [35]. Proline is a multi-functional molecule that has vital functions of scavenging free radicals, regulating osmotic potential, maintaining membrane integrity, and responding adaptively to salt stress by increasing its accumulation and concentration in plant cells [36]. In the current research, sorghum treated with seed priming accumulated more proline content, especially in the V1P4 and V2P3 treatments. The increase in proline content can stimulate the antioxidant defense mechanism by osmotic regulation and the protection of integrity of cell membranes, thereby decreasing the adverse effects of ROS [37, 38]. Our study found that V1 had higher proline content compared with V2. This may be due to different genetic makeup of the two varieties.

Salinity stress generally causes the accumulation of ROS, which has a vital impact on plant signal transduction, metabolism, photosynthesis, and other physiological and biochemical processes [39]. The antioxidative system, composed of non-enzymatic and enzymatic components, plays a significant role in neutralizing the harmful impacts of reactive oxygen species (ROS) and free radicals [12]. Our research depicted that sorghum seeds with seed priming showed higher levels of CAT, POD and SOD activity. These findings further verified that seed priming alleviated the direct effects of salinity stress. These results are consistent with Jiang et al., who reported that seed priming improved the activities of antioxidant enzymes (SOD, POD, and CAT) in seedlings under salt stress, and consequently reduced the oxidative damage caused by salt [40]. It seems that the beneficial impacts of seed priming agents are different between both varieties investigated. For V1, P2 had the best effects on increasing CAT and POD activity, but the effects of various seed priming agents on CAT and POD activity varied in V2. In agreement with our results, Jisha and Puthur reported that the availability of priming strategy is greatly dependent on seed physiology, plant species, and the nature of priming agent [41]. Interestingly, in our study, we noticed that seed pretreatment with MgSO_4 (P4) was more beneficial for increasing SOD activity of both V1 and V2 when compared with other treatments. Kanjevac et al. pointed out that priming with MgSO_4 was beneficial to increase leaf water content, photosynthetic pigments concentration, and protein content in oat [42]. In our study, V2 had higher CAT, POD and SOD activity as compared with V1. Considering this as well as the lower MDA content, it may be the reason that V2 achieved higher biomass amount as compared with V1.

Conclusion

Seed priming and variety had significant effects on sorghum growth and biochemical parameters. In the present research, seed priming increased sorghum fresh and dry weight, proline content and CAT, POD and SOD activity, and decreased MDA content. In view of the roles of these compounds in the response of plants to environmental stresses, seed priming in present study seemed to have mitigated the negative effects of salt stress on sorghum. Among the four seed priming agents, NaCl and KCl were the optimum priming agents to moderate the adverse effects of salinity stress. Compared to CFSH30 (V1), sorghum '1230' (V2) had higher salt tolerance and greater potential to be planted in saline soils.

Supporting information

S1 Data. The data of this manuscript.
(XLSX)

Acknowledgments

We gratefully thank the staff of Dafeng Coastal Forest Farm for their time and resources to support our study.

Author Contributions

Conceptualization: Yuntong Feng.

Formal analysis: Wenfang Zhi.

Funding acquisition: Guisheng Zhou.

Investigation: Xiaoqian Guo, Wenfang Zhi.

Project administration: Guanglong Zhu.

Supervision: Guisheng Zhou.

Writing – original draft: Xiaoqian Guo.

Writing – review & editing: Xiaoqian Guo, Yuntong Feng, Guisheng Zhou.

References

1. Song J, Wang BS. Using euhalophytes to understand salt tolerance and to develop saline agriculture: *Suaeda salsa* as a promising model. *Ann Bot*. 2015; 115(3): 541–553. <https://doi.org/10.1093/aob/mcu194> PMID: 25288631
2. Yuan F, Leng BY, Wang BS. Progress in studying salt secretion from the salt glands in recretohalophytes: how do plants secrete Salt? *Front Plant Sci*. 2016; 7: 997. <https://doi.org/10.3389/fpls.2016.00997> PMID: 27462329
3. Kumar D, Al Hassan M, Naranjo MA, Agrawal V, Boscaiu M, Vicente O. Effects of salinity and drought on growth, ionic relations, compatible solutes and activation of antioxidant systems in oleander (*Nerium oleander* L.). *Plos One*. 2017; 12(9): e0185017. <https://doi.org/10.1371/journal.pone.0185017> PMID: 28922384
4. Shrivastava P, Kumar R. Soil salinity: A serious environmental issue and plant growth promoting bacteria as one of the tools for its alleviation. *Saudi J Biol Sci*. 2015; 22(2): 123–131. <https://doi.org/10.1016/j.sjbs.2014.12.001> PMID: 25737642
5. Wang WX, Vinocur B, Shoseyov O, Altman A. Role of plant heat-shock proteins and molecular chaperones in the abiotic stress response. *Trends Plant Sci*. 2004; 9(5): 244–252. <https://doi.org/10.1016/j.tplants.2004.03.006> PMID: 15130550
6. Wang HL, Wang RF, Liu B, Yang YB, Qin L, Chen EY, et al. QTL analysis of salt tolerance in *Sorghum bicolor* during whole-plant growth stages. *Plant Breeding*. 2020; 139(3): 455–465.

7. Punia H, Tokas J, Bhadu S, Mohanty AK, Rawat P, Malik A, et al. Proteome dynamics and transcriptome profiling in sorghum [*Sorghum bicolor* (L.) Moench] under salt stress. *3 Biotech*. 2020; 10: 412. <https://doi.org/10.1007/s13205-020-02392-1> PMID: 32904477
8. de Oliveira DF, de Sousa Lopes L, Gomes-Filho E. Metabolic changes associated with differential salt tolerance in sorghum genotypes. *Planta*. 2020; 252: 34. <https://doi.org/10.1007/s00425-020-03437-8> PMID: 32761417
9. Tari I, Laskay G, Takacs Z, Poor P. Responses of sorghum to abiotic stresses: a review. *J Agron Crop Sci*. 2013; 199(4): 264–274.
10. Smith CW, Frederiksen RA. *Sorghum: Origin History, Technology, and Production*. 2nd ed. New York: John Wiley and Sons Inc; 2000.
11. Almodares AM, Hadi MR, Dosti B. Effects of salt stress on germination percentage and seedling growth in sweet sorghum cultivars. *J Biol Sci*. 2007; 7(8): 1492–1495.
12. Shah T, Latif S, Saeed F, Ali I, Ullah S, Abdullah AA, et al. Seed priming with titanium dioxide nanoparticles enhances seed vigor, leaf water status, and antioxidant enzyme activities in maize (*Zea mays* L.) under salinity stress. *J King Saud Univ Sci*. 2021; 33(1): 101207.
13. Paparella S, Araujo SS, Rossi G, Wijayasinghe M, Carbonera D, Balestrazzi A. Seed priming: state of the art and new perspectives. *Plant Cell Rep*. 2015; 34: 1281–1293. <https://doi.org/10.1007/s00299-015-1784-y> PMID: 25812837
14. Hala EM, Alaa EH, Amany GM. Role of hydrogen peroxide pretreatment on developing antioxidant capacity in the leaves of tomato plant (*Lycopersicon esculentum*) grown under saline stress. *Int J Adv Res*. 2015; 3(2): 878–879.
15. Farhoudi R, Saeedipour S, Mohammadreza D. The effect of NaCl seed priming on salt tolerance, antioxidant enzyme activity, proline and carbohydrate accumulation of muskmelon (*Cucumis melo* L.) under saline condition. *Afr J Agr Res*. 2011; 6(6): 1363–1370.
16. Naz F, Gul H, Hamayun M, Sayyed A, Husna, Sherwani SK. Effect of NaCl stress on *Pisum sativum* germination and seedling growth with the influence of seed priming with potassium (KCl and KOH). *Am-Euras J Agric & Environ Sci*. 2014; 14(11): 1304–1311.
17. Daffalla HM, Hassan MM, Osman MG, Eltayeb AH, Dagash YI, Abdel Gani ME. Effect of Seed Priming on Early Development of Sorghum (*Sorghum bicolor* L. Moench) and *Striga hermonthica* (Del.) Benth. *Int Sch Res Notices*. 2014; 134931. <https://doi.org/10.1155/2014/134931> PMID: 27350968
18. Bergmeyer N. *Methoden der enzymatischen analyses*. vol. 1, Berlin: Akademie Verlag; 1970. pp. 636–647.
19. Upadhyaya A, Sankhla D, Davis TD, Sankhla N, Smith BN. Effect of paclobutrazol on the activities of some enzymes of activated oxygen metabolism and lipid peroxidation in senescing soybean leaves. *J Plant Physiol*. 1985; 121(5): 453–461.
20. Beauchamp C, Fridovich I. Superoxide dismutase: improved assays and an assay applicable to acrylamide gels. *Anal Biochem*. 1971; 44(1): 276–287. [https://doi.org/10.1016/0003-2697\(71\)90370-8](https://doi.org/10.1016/0003-2697(71)90370-8) PMID: 4943714
21. Bates LS, Waldren RP, Teare ID. Rapid determination of free proline for water-stress studies. *Plant Soil*. 1973; 39: 205–207.
22. Zhang S, Hu J, Zhang Y, Xie XJ, Knapp A. Seed priming with brassinolide improves lucerne (*Medicago sativa* L.) seed germination and seedling growth in relation to physiological changes under salinity stress. *Aust J Agr Res*. 2007; 58(8): 811–815.
23. Zhu ZH, Sami A, Xu QQ, Wu LL, Zheng WY, Chen ZP, et al. Effects of seed priming treatments on the germination and development of two rapeseed (*Brassica napus* L.) varieties under the co-influence of low temperature and drought. *Plos One*. 2021; 16(9): e0257236. <https://doi.org/10.1371/journal.pone.0257236> PMID: 34529689
24. Netondo GW, Onyango JC, Beck E. Sorghum and salinity: II. Gas exchange and chlorophyll fluorescence of sorghum under salt stress. *Crop Sci*. 2004; 44(3): 806–811.
25. Chen K, Arora R. Dynamics of the antioxidant system during seed osmopriming, post-priming germination, and seedling establishment in spinach (*Spinacia oleracea*). *Plant Sci*. 2011; 180(2): 212–220. <https://doi.org/10.1016/j.plantsci.2010.08.007> PMID: 21421363
26. Patade VY, Maya K, Zakwan A. Seed priming mediated germination improvement and tolerance to subsequent exposure to cold and salt stress in capsicum. *Res J Seed Sci*. 2011; 4(3): 125–136.
27. Jisha KC, Vijayakumari K, Puthur JT. Seed priming for abiotic stress tolerance: an overview. *Acta Physiol Plant*. 2013; 35(5): 1381–1396.
28. Aymen EM, Kaouthar Z, Fredj MB, Cherif H. Seed priming for better growth and yield of safflower (*Carthamus tinctorius*) under saline condition. *J Stress Physiol Bioch*. 2013; 8(3): 135–143.

29. Khan A, Shafi M, Bakht J, Anwar S, Khan MO. Effect of salinity (NaCl) and seed priming (CaCl₂) on biochemical parameters and biological yield of wheat. *Pak J Bot.* 2021; 53(3): 779–789.
30. Riya J, Jos TP. Seed priming as a cost-effective technique for developing plants with cross tolerance to salinity stress. *Plant Physiol Bioch.* 2021; 162: 247–257.
31. Amano T, Shi CJ, Qin DL, Tsuda M, Matsumoto Y. High-yielding performance of paddy rice achieved in Yunnan Province, China: I. High yielding ability of Japonica F1 hybrid rice, Yu-Za 29. *Japan J Crop Sci.* 1996; 65(1): 16–21.
32. Parida AK, Das AB. Salt tolerance and salinity effects on plants: a review. *Ecotox Environ Safe.* 2005; 60(3): 324–349. <https://doi.org/10.1016/j.ecoenv.2004.06.010> PMID: 15590011
33. Hasna E, Samia O, Kamel H, Mokded R, Chedly A. Seed-priming with H₂O₂ alleviates subsequent salt stress by preventing ROS production and amplifying antioxidant defense in cauliflower seeds and seedlings. *Sci Hortic.* 2021; 288: 110360.
34. Hasna E, Souhir S, Chedly A. H₂O₂ seed priming improves tolerance to salinity; drought and their combined effect more than mannitol in *Cakile maritima* when compared to *Eutrema salsugineum*. *J Plant Physiol.* 2017; 210: 38–50. <https://doi.org/10.1016/j.jplph.2016.11.014> PMID: 28056386
35. Habib N, Ali Q, Ali S, Haider MZ, Javed MT, Khalid M, et al. Seed Priming with Sodium Nitroprusside and H₂O₂ confers better yield in wheat under salinity: water relations, antioxidative defense mechanism and ion homeostasis. *J Plant Growth Regul.* 2021; 40: 2433–2453.
36. Kishor PBK, Sreenivasulu N. Is proline accumulation *per se* correlated with stress tolerance or is proline homeostasis a more critical issue? *Plant Cell Environ.* 2014; 37(2): 300–311. <https://doi.org/10.1111/pce.12157> PMID: 23790054
37. Banu MNA, Hoque MA, Watanabe-Sugimoto M, Matsoka K, Nakamura Y, Shimoishi Y, et al. Proline and glycinebetaine induce antioxidant defense gene expression and suppress cell death in cultured tobacco cells under salt stress. *J Plant Physiol.* 2009; 166: 146–156. <https://doi.org/10.1016/j.jplph.2008.03.002> PMID: 18471929
38. Reddy PS, Jogeswar G, Rasineni GK, Maheswari M, Reddy AR, Varshney RK, et al. Proline over-accumulation alleviates salt stress and protects photosynthetic and antioxidant enzyme activities in transgenic sorghum [*Sorghum bicolor* (L.) Moench]. *Plant Physiol Bioch.* 2015; 94: 104–113.
39. Yang Z, Li JL, Liu LN, Xie Q, Sui N. Photosynthetic regulation under salt stress and salt-tolerance mechanism of sweet sorghum. *Front Plant Sci.* 2020; 10: 1722. <https://doi.org/10.3389/fpls.2019.01722> PMID: 32010174
40. Jiang XW, Zhang CR, Wang WH, Xu GH, Zhang HY. Seed Priming improves seed germination and seedling growth of *Isatis indigotica* Fort. under salt stress. *Hortscience.* 2020; 55(5): 647–650.
41. Jisha KC, Puthur JT. Seed halopriming outdo hydropriming in enhancing seedling vigor and osmotic stress tolerance potential of rice varieties. *J Crop Sci Biotechnol.* 2014; 17(4): 209–219.
42. Milica K, Biljana B, Dragana J. Improvement of physiological performance of selected cereals by modulating pregerminative metabolic activity in seeds. *Cereal Res Commun.* 2021; <https://doi.org/10.1007/s42976-021-00214-5> PMID: 34642509