







Availability, scope and quality of monkeypox clinical management guidelines globally: a systematic review

Eika Webb,¹ Ishmeala Rigby ,² Melina Michelen ,² Andrew Dagens,² Vincent Cheng ,³ Amanda M Rojek,^{2,4} Dania Dahmash,² Susan Khader,⁵ Keerti Gedela,⁶ Alice Norton,⁵ Muge Cevik,⁷ Erhui Cai,² Eli Harriss,⁸ Samuel Lipworth,^{9,10} Robert Nartowski,² Helen Groves,¹¹ Peter Hart,¹¹ Lucille Blumberg,¹² Tom Fletcher,¹ Shevin T Jacob ,¹ Louise Sigfrid ,^{2,5} Peter W Horby ²

To cite: Webb E, Rigby I, Michelen M, *et al.* Availability, scope and quality of monkeypox clinical management guidelines globally: a systematic review. *BMJ Global Health* 2022;**7**:e009838. doi:10.1136/bmjgh-2022-009838

Handling editor Seye Abimbola

► Additional supplemental material is published online only. To view, please visit the journal online (<http://dx.doi.org/10.1136/bmjgh-2022-009838>).

EW and IR are joint first authors. LS and PWH are joint senior authors.

Received 8 June 2022
Accepted 7 July 2022



© Author(s) (or their employer(s)) 2022. Re-use permitted under CC BY. Published by BMJ.

For numbered affiliations see end of article.

Correspondence to

Dr Louise Sigfrid;
louise.sigfrid@gmail.com

ABSTRACT

Background Monkeypox (MPX) is an important human Orthopoxvirus infection. There has been an increase in MPX cases and outbreaks in endemic and non-endemic regions in recent decades. We appraised the availability, scope, quality and inclusivity of clinical management guidelines for MPX globally.

Methods For this systematic review, we searched six databases from inception until 14 October 2021, augmented by a grey literature search until 17 May 2022. MPX guidelines providing treatment and supportive care recommendations were included, with no exclusions for language. Two reviewers assessed the guidelines. Quality was assessed using the Appraisal of Guidelines for Research and Evaluation II tool.

Results Of 2026 records screened, 14 guidelines were included. Overall, most guidelines were of low-quality with a median score of 2 out of 7 (range: 1–7), lacked detail and covered a narrow range of topics. Most guidelines focused on adults, five (36%) provided some advice for children, three (21%) for pregnant women and three (21%) for people living with HIV. Treatment guidance was mostly limited to advice on antivirals; seven guidelines advised cidofovir (four specified for severe MPX only); 29% (4/14) tecovirimat, and 7% (1/14) brincidofovir. Only one guideline provided recommendations on supportive care and treatment of complications. All guidelines recommended vaccination as post-exposure prophylaxis (PEP). Three guidelines advised on vaccinia immune globulin as PEP for severe cases in people with immunosuppression.

Conclusion Our results highlight a lack of evidence-based clinical management guidelines for MPX globally. There is a clear and urgent need for research into treatment and prophylaxis including for different risk populations. The current outbreak provides an opportunity to accelerate this research through coordinated high-quality studies. New evidence should be incorporated into globally accessible guidelines, to benefit patient and epidemic outcomes. A 'living guideline' framework is recommended.

PROSPERO registration number CRD42020167361.

WHAT IS ALREADY KNOWN ON THIS TOPIC

⇒ Monkeypox (MPX) virus is endemic in parts of Central and West Africa, with an increase in cases and outbreaks in traditionally endemic and new regions in the past decades. For most people MPX causes a mild disease. According to limited data, the case fatality rate depends on the clade, with estimates from earlier outbreaks in Africa ranging from 1.0% to 10.6%, with the highest risk observed in younger children. Antivirals and vaccines against smallpox/MPX are available, but their efficacy and their optimal use is unclear, and they are not widely available globally.

WHAT THIS STUDY ADDS

⇒ We identified a lack of evidence-based clinical management guidelines to guide clinical decision-making for patients diagnosed with MPX. Most identified guidelines were of poor methodological quality, lacked detail and covered a narrow range of topics. Recommendations on use of antivirals and vaccines varied, and there were limited recommendations for different risk groups, such as children, pregnant women and people living with HIV or on immunosuppression. Only one guideline produced by Nigeria Centre for Disease Control provided more detailed guidance on the management of acute MPX and secondary complications, such as bacterial infection, bronchopneumonia, encephalitis, keratitis and psychological complications.

INTRODUCTION

Monkeypox (MPX) is a zoonotic disease caused by an Orthopoxvirus belonging to the same genus as smallpox. The MPX virus was discovered in 1958,^{1–4} with the first human infection identified in 1970 in the Democratic Republic of Congo (DRC).⁵ Since then human MPX has mostly been reported in Central and Western African countries. Two

HOW THIS STUDY MIGHT AFFECT RESEARCH, PRACTICE OR POLICY

- ⇒ The data shows an urgent need to develop evidence-based clinical management guidelines that could be used in all settings globally. Considering most cases of MPX are mild, and the risk of severe side effects from some of the treatments, there is a need for more detailed indications and understanding of safety profiles to guide treatment decisions, to benefit patient care.
- ⇒ Further investment in research is needed to identify new treatments and optimal supportive care strategies for different risk populations. A new, standardised 'living guideline' framework is recommended, to improve methodological quality and for integration of new evidence into guidelines, to improve availability of up to date, evidence-based recommendations to guide clinical decision-making during MPX epidemics.

distinct genetic clades of the virus have been identified—the Congo Basin and the West African clades, with a case fatality rate of 1%–3.6% and 10.6%, respectively, estimated in earlier outbreaks.⁶ The number of human MPX cases has been rising since the 1970s, with the highest increases reported in the DRC and an increase in travel-imported cases outside of Africa. In 2003, 37 confirmed cases were detected in the USA, linked to contact with pet prairie dogs infected by rodents from Africa.^{7,8} This was followed by sporadic travel imported cases in the UK (2018 and 2021), Israel (2018) and Singapore (2019).^{9–12} From December 2021 to 1 May 2022 there were 1315 cases and 57 deaths reported from four countries in Africa.⁶

The ongoing outbreak in 2022 is the first documented multicountry outbreaks in non-endemic countries, with 257 confirmed cases in 23 countries reported as of 26 May 2022.^{13,14} The current outbreaks are assessed by the WHO as medium risk for the general population with low risk for pandemic potential. MPX presents as a vesicular–pustular illness, which may be preceded by fever, headache, tonsillitis, cough, myalgia and fatigue.¹⁵ Fever can be absent. Lymphadenopathy if present may distinguish it from chickenpox and smallpox.^{16,17} Complications include painful lesions, secondary infections, bronchopneumonia, encephalitis, keratitis and psychological symptoms.^{15–18} Younger children and pregnant women are at higher risk of severe disease.¹⁵ The incubation period is up to 21 days. Interactions with infected animals and individuals is associated with risk of infection.¹⁹ Human-to-human transmission occurs through direct contact (body fluids, skin lesions, mucosal surfaces, respiratory droplets), indirectly (contaminated objects) and vertically from mother-to-fetus through the placenta.^{18,20,21} PCR is the preferred diagnostic test.²² Due to Orthopoxviruses serological cross-reactivity, antigen and antibody detection methods do not provide MPX-specific confirmation. Previous smallpox vaccination may lead to false positive results.¹⁸ The smallpox vaccine has been estimated to be 85% protective against MPX.^{23,24} The first-generation live smallpox vaccine is not recommended in pregnancy or in people with

immunosuppression.^{25,26} Newer third-generation live, non-replicating vaccines, are approved in certain regions for smallpox and MPX in adults.²⁷ None are part of routine vaccination programmes, and not readily available for public use globally.²⁸

Therapeutic options are limited. Tecovirimat is licenced in some countries for the treatment of smallpox in adults and children (>13 kg),²⁹ and MPX during outbreaks.¹⁷ Two other treatments; cidofovir and brincidofovir have been shown to be active against poxviruses,^{30–32} with cidofovir having broad-spectrum activity against DNA viruses, including herpesviruses, adenoviruses, polyomaviruses, papillomaviruses and poxviruses.³¹ Both have been shown efficacy in in vitro and animal studies but data on treatment in humans with MPX is limited,³² and they are only authorised for use in certain countries.

Even when the evidence base is limited, clinical management guidelines are important tools for guiding clinical decision-making, and standardising the best available care between sites.^{33–35} Guidelines must be readily available, of good quality and inclusive of vulnerable patient groups. Standardisation of care will benefit patients and can also facilitate the implementation of needed multisites trials for therapeutics and vaccines. The increase in MPX cases in recent decades highlights the need to ensure that clinicians worldwide have access to clinical management guidelines to guide treatment, to benefit patient care and outcomes. This review aims to assess the availability, quality, scope and inclusivity of clinical guidelines for MPX.

METHODS

This is a systematic review of the availability, inclusivity, scope and quality of clinical management guidelines for MPX.³⁶ We included guidelines that provided advice on treatment or supportive care for MPX.³⁷ This study is nested within an extensive systematic review of supportive care and clinical management guidelines for high consequence infectious diseases. The study is registered with the prospective international register of systematic reviews (PROSPERO)³⁸ and follows the Preferred Reporting Items for Systematic Reviews and Meta-Analyses guidelines on the conduct of systematic reviews.

Search strategy

We searched Ovid MEDLINE, Ovid Embase, Ovid Global Health, Scopus, Web of Science Core Collection and WHO Global Index Medicus from inception until 14 October 2021, using predefined Medical Subject Headings words (online supplemental file 1). Search strategies applied the Canadian Agency for Drugs and Technologies in Health database guideline search filter.³⁹ No limits were applied to the search results. We augmented this with an extensive grey literature search in Arabic, English, French, German, Mandarin, Russian and Spanish using Google and Google Scholar, until 17 May 2022. The full

search strategy is shown in the online supplemental material.

Eligibility criteria

Guidelines that included advice on treatment and supportive care for MPX were included. Guidelines that purely focused on public health or diagnostics were excluded if they did not provide any treatment advice. Local hospital standard operation protocols were excluded as per our systematic review protocol, we made no exclusions on languages.

Screening and data extraction

Two reviewers independently screened the guidelines for inclusion and extracted data using Rayyan systematic review software.⁴⁰ Data were extracted using a standardised form, previously piloted for related reviews.^{41 42} For each guideline data on source, target population and clinical topics (treatment and supportive care) were extracted (online supplemental file 2). Disagreements were resolved via consensus or by a third reviewer. For non-English guidelines, team members with good to excellent knowledge of the language assessed the guidelines.

Quality appraisal

Two reviewers independently appraised the quality using the Appraisal of Guidelines for Research and Evaluation II (AGREE II) Instrument.⁴³ The AGREE II tool provides an objective framework which assesses the guideline quality based on the development process, it does not assess the validity of recommendations. The tool consists of six domains and two global ratings. The six domains are: scope and purpose, stakeholder involvement, rigour of development, clarity of presentation, applicability and editorial independence. The score was completed by two independent assessors. There are several subcriteria within each domain which

are scored based on whether the criteria are met using a 7-point Likert scale, from 1 (strongly disagree) to 7 (strongly agree).⁴³ A score of 1 is given when there is no information relevant to the AGREE II item provided. Guidelines were assessed as of high quality if they scored more than 60% in at least three domains including domain three (rigour of development), as this is considered a high-quality indicator. They were assessed as of moderate quality if they scored more than 60% in at least three domains, but not in domain three and low if they did not reach any of these criteria.⁴³ Graphics were produced using R V.4.0.2.

Patient and public involvement

There was no public or patient involvement in the course of this project due to the pandemic constraints.

RESULTS

Of the 2026 records screened, 14 guidelines met the eligibility criteria for inclusion^{18 44-56} (figure 1). Forty-three per cent (6/14) were aimed for global use, 21% (3/14) for Asia, 21% (3/14) for Europe, 7% (1/14) for Africa and 7% (1/14) for North America (table 1). Most were produced by organisations in high-income or upper-middle-income countries. Eighty-six per cent (12/14) were in English, 14% (2/14) in Mandarin.^{45 54} There was a lack of comprehensive clinical management guidelines identified, only one guideline, which was produced by the Nigerian Centre for Disease Control (NCDC) provided more detailed guidance including detailed recommendations on supportive care and treatment of complications.⁴⁴ The guidelines made limited provision for different risk groups such as children, pregnant women and people living with HIV or immunocompromised patients.

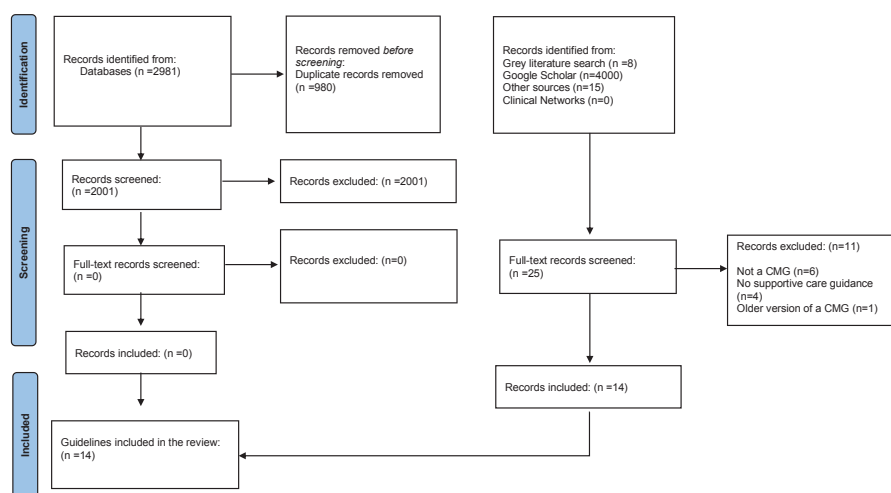


Figure 1 Preferred Reporting Items for Systematic Reviews and Meta-Analyses flowchart. Abbreviations: CMG: Clinical Management Guidelines

Table 1 Characteristics of the included guidelines⁵⁸

Guideline	Country (region)	Year	Country income classification*	Target populations	Overall quality score
China (MoH) ⁵⁴	China	2003	UMC	A	1
Dermatology Advisor ⁴⁷	Global	2017	–	C, P, A, O, H	1
DermNet ⁴⁸	Global	2014	–	C, A	2
ECDC ⁵⁶	Europe	2019	–	A	1
eMedicine ⁴⁹	Global	2020	–	A	1
Ireland HPSC ⁵³	Ireland	2021	HIC	A	1
Medscape ⁵¹	Global	2019	–	A	2
NCDC ⁴⁴	Nigeria	2019	LMIC	C, A, H	3
PHE/UKHSA ⁵²	England	2019	HIC	A	1
Singapore FETP ⁴⁶	Singapore	2020	HIC	A	3
Taiwan CDC ⁴⁵	Taiwan	2009	UMC	C, P, A, H	1
UpToDate ⁵⁰	Global	2021	–	C, P, A	6
US CDC ⁵⁵	USA	2018	HIC	A	2
WHO ¹⁸	Global	2019	–	A	1

*World bank country income classification 57

A, adults; C, children; CDC, Centers for Disease Control; ECDC, European Centres for Disease Control and Prevention; FETP, Singapore Field Epidemiology Training Programme; H, people living with HIV/immunosuppression; HIC, high-income country; HPSC, Health Protection Surveillance Centre; LMIC, lower-middle-income country; MoH, Ministry of Health; NCDC, Nigeria Centre for Disease Control; O, older adults; P, pregnant women; PHE, Public Health England; UKHSA, UK Health Security Agency; UMC, upper-middle-income country.

Quality assessment

Overall quality was low (figure 2).⁴³ The median overall quality was 2 out of 7 points (range: 1–7). Only one guideline was assessed as of high quality.⁵⁰ The domain that scored the highest across the guidelines was clarity of presentation (median (IQR): 61% (50–64)). Domains in which all of the guidelines scored poorly in were rigour of development (median (IQR): 16% (8–20)), applicability (median (IQR): 15% (12–21)), scope and purpose (median (IQR): 19% (19–42)), stakeholder involvement (median (IQR): 22% (19–44)) and editorial

independence 0% (0–33). The low score for certain domains, such as editorial independence, may be partly due to a lack of information provided. We observed a lack of documentation of the methodology used to develop the guidance, few guidelines used systematic reviews and clear links to evidence were lacking. Often clinical guidance was embedded within a document that primarily focused on infection control. Only two guidelines stated that the guidelines would be updated as new evidence became available.^{46 50}

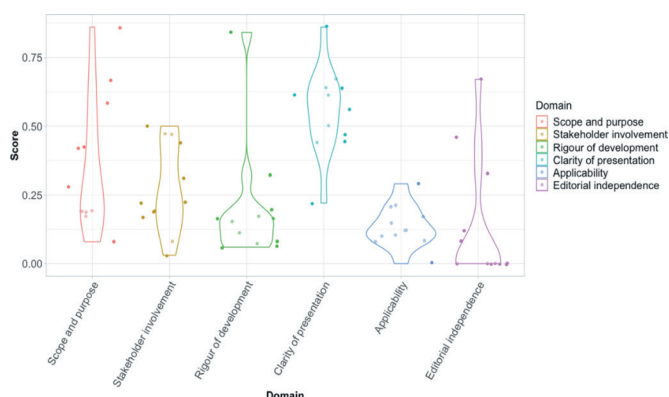


Figure 2 Combined AGREE II assessment of the guidelines. The violin plots depict the variation in scores of individual guidelines in each domain. Each dot represents a guidelines proportional score per domain. The width of each curve represents the frequency of guidelines scoring that corresponding value in each domain. AGREE, Appraisal of Guidelines for Research and Evaluation II.

Treatment recommendations

Generally, the clinical recommendations provided by the guidelines were non-specific and covered a narrow range of topics (table 2).

Guidance varied, such as in recommendations on the type of antiviral drugs to consider, and type of vaccine for prophylaxis. Seven guidelines^{47–52 55} advised cidofovir, with four noting that it should only be considered in people presenting with severe illness (table 3). One guideline advised the use of brincidofovir as an alternative, citing an improved safety profile over cidofovir.⁵⁵ Three guidelines advised tecovirimat¹⁸ or cidofovir.^{50 55} whereas a more recent guideline produced by the WHO only advised tecovirimat as part of a clinical research study.¹⁸ None of the guidelines provided further details to guide optimal timing of treatment, dosage and duration. Two guidelines advised that vaccina immune globulin (VIG) may be considered in severe cases.^{47 55}

Two guidelines recommended the use of antibiotics for the treatment of secondary complications (table 4).^{44 54}

Table 2 Overview of the recommendations provided in the guidelines

Guideline	Country	Year	Symptom management	Antivirals	Antibiotics	Prophylaxis
China (MoH) ⁵⁴	China	2003	R	NS	R*	R
Dermatology Advisor ⁴⁷	Global	2017	NS	C	NS	R
DermNet ⁴⁸	Global	2014	NS	C	NS	R
ECDC ⁵⁶	Europe	2019	NS	NS	NS	R
eMedicine ⁴⁹	Global	2020	NS	C	NS	R
Ireland HPSC ⁵³	Ireland	2021	NS	C	NS	R
Medscape ⁵¹	Global	2019	R	NS	NS	R
NCDC ⁴⁴	Nigeria	2019	R	NS	R*	R
PHE/UKHSA ⁵²	England	2019	NS	C	NS	R
Singapore FETP ⁴⁶	Singapore	2020	NS	NS	NS	R
Taiwan CDC ⁴⁵	Taiwan	2009	NS	NS	NS	R
UpToDate ⁵⁰	Global	2021	R	C	NS	R
US CDC ⁵⁵	USA	2018	NS	C	NS	R
WHO ¹⁸	Global	2019	NS	C	NS	R

*If secondary complications; C, considered; NS, not specified; R, recommended.

CDC, Centers for Disease Control; ECDC, European Centre for Disease Control and Prevention; FETP, Singapore Field Epidemiology Training Programme; HPSC, Health Protection Surveillance Centre; MoH, Ministry of Health; NCDC, Nigeria Centre for Disease Control; PHE, Public Health England; UKHSA, UK Health Security Agency.

The guideline produced by the NCDC was the only one providing recommendations on supportive care and treatment of complications, such as secondary infections and sepsis, bronchopneumonia, encephalitis, ophthalmology and psychological complications, including advice on

treatments and referrals for further specialist assessments when indicated.⁴⁴ Empirical oral or parenteral cephalosporins or beta-lactam antibiotics were recommended for the treatment of secondary bacterial infections (eg, boils, abscesses, skin dermatitis). Empirical broad-spectrum

Table 3 Recommendations on use of antivirals

Guideline	Country	Year	Antivirals	Indications
China (MoH) ⁵⁴	China	2003	NS	NA
Dermatology Advisor ⁴⁷	Global	2017	Cidofovir	For severe cases only, due to risk of nephrotoxicity
DermNet ⁴⁸	Global	2014	Cidofovir	Severe cases
ECDC ⁵⁶	Europe	2019	NS	NS
eMedicine ⁴⁹	Global	2020	Cidofovir	Severe life threatening cases
Ireland HPSC ⁵³	Ireland	2021	NS	NS
Medscape ⁵¹	Global	2019	Cidofovir	NS
NCDC ⁴⁴	Nigeria	2019	NS	NA
PHE/UKHSA ⁵²	England	2019	Cidofovir, tecovirimat	NS
Singapore FETP ⁴⁶	Singapore	2020	NS	NS
Taiwan CDC ⁴⁵	Taiwan	2009	NS	NS
UpToDate ⁵⁰	Global	2021	Cidofovir, tecovirimat	Cidofovir: risk of nephrotoxicity
US CDC ⁵⁵	USA	2018	Cidofovir, brincidofovir, tecovirimat	Consider cidofovir and brincidofovir in severe cases
WHO ¹⁸	Global	2019	Tecovirimat	Only as part of clinical research

An overview of the antiviral treatments recommended to consider in monkeypox. None of the guidelines provided further indications to guide optimal timing, dose or duration of treatment.

CDC, Centres for Disease Control; ECDC, European Centre for Disease Control and Prevention; EMA, the European Medicines Agency; FETP, Singapore Field Epidemiology Training Programme; HPSC, Health Protection Surveillance Centre; MoH, Ministry of Health; NCDC, Nigeria Centre for Disease Control; NS, not stated; PHE, Public Health England; UKHSA, UK Health Security Agency.

Table 4 Recommendations on use of antibiotics and immunoglobulins

Guideline	Country	Year	Antibiotics	Indications	Immunoglobulins	Indications
China (MoH) ⁵⁴	China	2003	R	Secondary bacterial infections.	NS	–
Dermatology Advisor ⁴⁷	Global	2017	NS	–	VIG	Consider in severe infection.
DermNet ⁴⁸	Global	2014	NS	–	NS	–
ECDC ⁵⁶	Europe	2019	NS	–	NS	–
eMedicine ⁴⁹	Global	2020	NS	–	NS	Notes that VIG has not shown efficacy for treatment.
Ireland HPSC ⁵³	Ireland	2021	NS	–	NS	–
Medscape ⁵¹	Global	2019	NS	–	NS	Notes that VIG has not shown efficacy in treatment.
NCDC ⁴⁴	Nigeria	2019	R	Secondary bacterial infections cefuroxime 500 mg two times, 5 days (oral/parental) or ceftriaxone intravenous 1 g, 5 days or B-lactam antibiotics (amoxyl/clavulanic acid, 625 mg x2/ day, ≥5 days.	NS	–
PHE/UKHSA ⁵²	England	2019	NS	–	NS	–
Singapore FETP ⁴⁶	Singapore	2020	NS	–	NS	–
Taiwan CDC ⁴⁵	Taiwan	2009	NS	–	NS	–
UpToDate ⁵⁰	Global	2021	NS	–	NS	–
US CDC ⁵⁵	USA	2018	NS	–	VIG	Can be considered in severe cases.
WHO ¹⁸	Global	2019	NS	–	NS	–

CDC, Centers for Disease Control; ECDC, European Centre for Disease Control and Prevention; FETP, Singapore Field Epidemiology Training Programme; HPSC, Health Protection Surveillance Centre; MoH, Ministry of Health; NA, not applicable; NCDC, Nigeria Centre for Disease Control; PHE, Public Health England; UKHSA, UK Health Security Agency; VIG, vaccinia immune globulin.

antibiotics were advised for bronchopneumonia and encephalitis.⁵⁴ In patients with encephalitis, they further advised close monitoring of nutrition/hydration and consideration of nasogastric feeding for unconscious patients and anticonvulsants for seizure control.⁴⁴ Supportive care recommendations covered the management of rashes, pruritus and ulcers (antiseptic cleaning, saline baths, antihistamines); antipyretics (paracetamol, NSAID) to manage fever and pain, and metoclopramide (intravenous) for adults and chlorphenamine syrup for children for nausea and vomiting. For dehydration, they advised using oral rehydration salts, particularly in children and intravenous fluids (0.9% saline or dextrose) as indicated. The guideline also recommends screening of patients' psychological health status on and during the admission, and to refer to a specialist if indicated.

Further, recommendations to include a licenced mental health practitioner in the treatment team.⁴⁴

Only one additional guideline provided advice on the monitoring of fluid balance, advising that patients experiencing nausea, vomiting or dysphagia may require hospital admission for intravenous hydration.⁵⁰

Recommendations on pre-exposure and post-exposure prophylaxis

The older generation smallpox vaccines is no longer part of routine immunisation programmes.¹⁸ There have been several developments of modified smallpox vaccines in recent years, including second generation vaccines such as ACAM2000²⁵ which was recommended for post-exposure prophylaxis (PEP) in three guidelines (table 5).^{44 49 51} A third-generation vaccine, commonly

Table 5 Recommendations on pre-exposure and post-exposure prophylaxis

Guideline	Country	Year	Vaccination	Indications	Immunoglobulins	Indications
China (Moh) ⁵⁴	China	2003	A smallpox vaccine	Individuals after contact with suspected animal or human case.	NS	–
Dermatology Advisor ⁴⁷	Global	2017	A smallpox vaccine	Individuals at risk of infection prior to exposure. Contraindication: immunocompromised individuals, that is, T-cell deficiency, HIV with CD4 <200, or by medication.	VIG	In immunocompromised patients. Notes that VIG should only be used in severe disease.
DermNet ⁴⁸	Global	2014	A smallpox vaccine	All healthcare workers and all close contacts with infected cases.	NS	–
ECDC ⁵⁶	Europe	2019	MVA-BN/Imvanex	NS.	NS	–
eMedicine ⁴⁹	Global	2020	ACAM2000 and Jynneos	≤2 weeks, ideally ≤4 days. Exposed healthcare workers, household contacts of confirmed cases. Note: for ACAM2000 avoid risk of spread from inoculation site to other sites and individuals.	NS	Notes that VIG has not shown efficacy as prophylaxis.
Ireland HPSC ⁵³	Ireland	2021	Vaccinia, Imvanex (third generation)	Imvanex for healthcare workers, close contacts including in outbreak settings and first responders. Can be used for individuals for whom previous smallpox vaccinations were contraindicated.	NS	–
Medscape ⁵¹	Global	2019	Jynneos, ACAM2000	Exposed healthcare workers and household contacts of confirmed cases. Note: care to avoid spread from inoculation site (ACAM 2000).	NS	Notes that VIG has not shown efficacy as prophylaxis.
NCDC ⁴⁴	Nigeria	2019	ACAM2000, Imvamune (third generation)	NS.	NS	–
PHE/UKHSA ⁵²	England	2019	A smallpox vaccine	NS.	NS	–
Singapore FETP ⁴⁶	Singapore	2020	A smallpox vaccine	Post-exposure prophylaxis within 4 days, up to 14 days.	NS	–
Taiwan CDC ⁴⁵	Taiwan	2009	Vaccinia	People who care for sick patients, or animals, study the virus or MPX epidemics who have not been vaccinated, should be vaccinated.	NS	–
UpToDate ⁵⁰	Global	2021	MVA, Imvamune and Jynneos	Contacts (expect immunocompromised patients).	VIG	If immunocompromised
US CDC ⁵⁵	USA	2018	Jynneos (Imvamune, Imvanex)	For contacts of cases.	VIG	If severe immunodeficiency, T-cell dysfunction if smallpox vaccination is contraindicated.

Continued

Table 5 Continued

Guideline	Country	Year	Vaccination	Indications	Immunoglobulins	Indications
WHO ¹⁸	Global	2019	A smallpox vaccine	NS.	NS	-

MVA-BN, Modified Vaccinia Ankara - Bavarian Nordic; CDC, Centers for Disease Control and Prevention; ECDC, European Centre for Disease Control and Prevention; FETP, Singapore Field Epidemiology Training Programme; HPSC, Health Protection Surveillance Centre; MoH, Ministry of Health; MPX, monkeypox; NCDC, Nigeria Centre for Disease Control; NS, not stated; PHE, Public Health England; UKHSA, UK Health Security Agency; VIG, vaccinia immune globulin.

known as Imvamune/Imvanex or Jynneos was recommended for PEP by seven guidelines. Only two guidelines provided advice on the optimal timing of PEP.^{46 49} The guidance on PEP for different at risk populations were limited and at times conflicting. Two guidelines provided advised on PEP in children and pregnant women,⁵⁰ one stating that although smallpox vaccination may be contraindicated by pregnancy, age and a history of eczema in the pre-event context, they can be used with caution in the event of exposure.⁴⁷ Another guideline advised against vaccination of infants (<1 years old) and pregnant women.⁴⁵ Two guidelines specifically recommended against the use of the vaccinia smallpox vaccine in people with immunosuppression (ie, in people with HIV and a CD4 counts <200, or on chemotherapy).^{45 47} The guidance on the use of VIG was contradictory. Three guidelines advised considering VIG in individuals with compromised immune function^{47 50 55} whereas two guidelines did not provide any recommendations on its use, but advised that data on its effectiveness for treatment and PEP is lacking.^{49 51} Six guidelines recommended immunisation of people at risk of MPX exposure such as healthcare workers.^{48 49 51 53-55}

Infection prevention measures

Most guidelines (n=13) provided some advice on infection prevention measures in healthcare settings.^{18 44-47 49-56} Eight guidelines advised on the isolation of patients with suspected MPX infection.^{44-46 51-55} One advised isolation until all lesions are crusted and dry,⁴⁴ another till all crusts have fallen off and the skin healed.⁵¹ Six guidelines provided advice on eye protection for procedures with risk of body fluid exposure, and five advocated for the use of facemasks,^{44 47 54 55} of which three specified N95 masks in healthcare settings.^{44 45 54}

DISCUSSION

Our review identified a lack of up-to-date, high quality evidence-based clinical management guidelines for MPX infection. As we continue to experience an increase in MPX cases and outbreaks including in regions with limited clinical experience in managing cases, there is a need for clinical management guidelines to guide patient care. Clinical management guidelines are important tools for front-line clinicians during outbreaks. Guidelines should be developed using robust methodologies for clinicians to be able to assess their validity. However, we found that most guidelines did not document the methodology used, which is reflected in the quality assessment, with most guidelines identified assessed as of poor quality. The low scores seen for the rigour of development reflect a lack of systematic methods, documentation and clear links to the evidence supporting recommendations.

The most marked difference across the guidelines was the antivirals and vaccines recommendations. Most guidelines that advised antiviral treatments recommended cidofovir, whereas more recently updated guidelines, such as

the WHO guideline advised to consider tecovirimat.¹⁸ Similar variations in guidance was observed for PEP, with more recently updated guidelines advising use of the newer generation smallpox/MPX vaccines.^{44 49–51 53 55 56}

This highlights a fundamental issue in the development of guidelines for the management of neglected infectious diseases, which was also observed in other reviews.^{42 57} We observe a tendency of guidelines being developed rapidly in response to outbreaks, never to be revisited again, but still being available in public domains. Failure to recall out-of-date guidelines as new evidence emerges, pose a risk to patient care. Few guidelines report mechanisms for updates or monitoring.

Our review also identified a concerning lack of guidance on the treatment and PEP, and at times contradictory advice, for different population groups such as children, pregnant women and people living with immunosuppression, which could exacerbate their vulnerability in outbreaks.

Variations in the recommendations may reflect that some guidelines were produced before newer treatments and vaccines were authorised in various regions. Most are only authorised in a limited number of countries. This may also partly explain some of the variations in recommendations identified between guidelines, and raises important questions on equity in access to best available care worldwide. Considering MPX is a mild disease in most, there was a surprising lack of advice on the management based on the severity of illness. Only one guideline identified, produced by NCDC, gave detailed supportive care recommendations, including on the management of symptoms and secondary complications, such as bacterial infections, encephalitis, ophthalmological and psychological conditions.⁴⁴ Many guidelines were positioned within public health guidance, which may partly explain the limited details provided to guide treatment and patient management. There is an argument for combining clinical management and hospital infection control advise to protect healthcare workers and reduce risk of nosocomial transmission. This requires that the guidance is supported by evidence, as the implementation of control measures may have wide direct and indirect impact on healthcare systems, especially in resource constraint settings and context.

Even with a limited evidence base, clinical management guidelines are important tools for guiding decision-making and to reduce risk of inappropriate treatments. The variation seen, and the lack of recommendations for high-risk populations underline the importance of a gold standard framework for guideline development. The lack of clarity between guidelines creates uncertainty for clinicians treating patients with MPX which may impact patient care.

This review is not without its limitations. First, most guidelines were published as grey literature, and although we made an extensive search in different languages, we may have missed additional guidelines available. Second, even though guidelines that required translations were assessed by a reviewer with good knowledge of the language, there is a risk that finer nuances may have been lost in translation.

Third, the AGREE II tool was primarily designed for guidelines produced in non-emergent settings, and although we are confident of its applicability to a variety of settings, it may contribute to the lower average quality scores. Finally, the quality assessment focuses on the development process, but does not assess the validity of the recommendations. Nevertheless, we identified limited availability of comprehensive clinical management guidelines for people affected by MPX, which may have impact on patient care.

Our study highlights a need for a rigorous framework for producing guidelines ahead of epidemics and a recognised platform for rapidly reviewing and updating guidance during outbreaks, as new evidence emerges. Human MPX is providing a challenge even in high-resource settings with well-resourced healthcare systems. The lack of guidelines may especially impact clinics with limited previous experience in managing patients with MPX. Given the recent global publicity surrounding MPX, this is an opportune moment for harnessing interest and investment for research into the efficacy of therapeutics and vaccines, to inform optimal treatment and prophylaxis strategies for the whole population.

Developing guidelines is resource intensive. The most comprehensive guideline identified was developed by a national public health organisation (NCDC) based in an endemic country.⁴⁴ This emphasises the need for wide stakeholder involvement in guideline development, including experienced topic experts and affected communities. Guidelines developed by global organisations in collaboration with clinicians with experience in managing patients in different settings may be the optimal solution to improve quality, standardisation of recommendations and applicability. Ensuring that organisations that clinicians may turn to for guidance during outbreaks, such as the WHO, has the resources to provide the best possible guidelines and for these to be updated is important. A 'living guideline' framework for infectious disease is recommended to improve availability of up-to-date clinical management guidelines, developed using robust methodologies and inclusive of different at-risk populations. Urgent investments into research to identify optimal treatment and prophylaxis strategies are needed for the whole population, in any setting, to benefit patient care and outcomes.

Author affiliations

¹Liverpool School of Tropical Medicine, Liverpool, UK

²ISARIC Global Support Centre, Pandemic Sciences Institute, University of Oxford, Oxford, UK

³Bristol Medical School, University of Bristol, Bristol, UK

⁴Royal Melbourne Hospital, Melbourne, Victoria, Australia

⁵GloPID-R, University of Oxford, Oxford, UK

⁶Chelsea and Westminster Hospital NHS Foundation Trust, London, UK

⁷Division of Infection and Global Health Research, School of Medicine, University of St. Andrews, St Andrews, UK

⁸Bodleian Health Care Libraries, University of Oxford, Oxford, UK

⁹Oxford University Hospitals NHS Foundation Trust, Oxford, UK

¹⁰Nuffield Department of Medicine, University of Oxford, Oxford, UK

¹¹Wellcome Trust, London, UK

¹²National Institute for Communicable Diseases, Johannesburg, South Africa

Twitter Keerti Gedela @DrKeertiGedela and Louise Sigfrid @louise_sigfrid

Contributors AD, SL, VC, LS, EH, STJ, LB, PH, HG, TF, EW, MM and IR informed the study protocol. EW, IR and LS led on writing the manuscript with input from all coauthors. EH and AD carried out the database search with input from MM, EW and IR. EW, MM, IR, AD, EC and SK conducted the grey literature search. EW, RN, AD and MM screened the retrieved articles for inclusion. AD, EW, IR, RN and MM extracted the data and completed the risk of bias analysis. LS, EW, MM, RN, SL, IR, SK, MC, AMR and AN lead on the data analysis and presentation of the results. LS, SL, MM, IR, STJ, TF, SK, AD, MC, AMR and AN informed the interpretation of the results. LS, PWH, TF and STJ provided overall supervision, leadership and advice. PWH, HG, STJ, TF, PH, LS, AD and LB conceptualised the project. All authors reviewed and approved the final version of the manuscript. The first author (EW) is the guarantor who had access to all the data, and accepts responsibility for the work, the conduct of the study and the decision to publish.

Funding This work was supported by the UK Foreign, Commonwealth and Development Office and Wellcome (215091/Z/18/Z) and the Bill & Melinda Gates Foundation (OPP1209135). For the purpose of Open Access, the author has applied a CC BY public copyright licence to any Author Accepted Manuscript version arising from this submission. The GloPID-R Secretariat is a project that receives funding from the European Union's Horizon 2020 research and innovation programme under grant agreement No 874667. SL is an MRC Clinical Research Training fellow (MR/T001151/1).

Competing interests PH is a senior research advisor and HG is a research manager at the Wellcome Trust, which provided part of the funding for this work, but neither had a role in data collection, analysis nor interpretation of the findings. The funders had a role in writing the report but do not stand to materially benefit from the work. Wellcome supports a range of research funding activities including awards made to International Severe Acute Respiratory and Emerging Infection Consortium.

Patient and public involvement Patients and/or the public were not involved in the design, or conduct, or reporting, or dissemination plans of this research.

Patient consent for publication Not applicable.

Ethics approval Not applicable.

Provenance and peer review Not commissioned; externally peer reviewed.

Data availability statement Data are available upon reasonable request. All data generated or analyzed during this study are available on reasonable requests from the corresponding author.

Supplemental material This content has been supplied by the author(s). It has not been vetted by BMJ Publishing Group Limited (BMJ) and may not have been peer-reviewed. Any opinions or recommendations discussed are solely those of the author(s) and are not endorsed by BMJ. BMJ disclaims all liability and responsibility arising from any reliance placed on the content. Where the content includes any translated material, BMJ does not warrant the accuracy and reliability of the translations (including but not limited to local regulations, clinical guidelines, terminology, drug names and drug dosages), and is not responsible for any error and/or omissions arising from translation and adaptation or otherwise.

Open access This is an open access article distributed in accordance with the Creative Commons Attribution 4.0 Unported (CC BY 4.0) license, which permits others to copy, redistribute, remix, transform and build upon this work for any purpose, provided the original work is properly cited, a link to the licence is given, and indication of whether changes were made. See: <https://creativecommons.org/licenses/by/4.0/>.

ORCID iDs

Ishmeala Rigby <http://orcid.org/0000-0001-9236-7317>
 Melina Michelen <http://orcid.org/0000-0003-3659-7788>
 Vincent Cheng <http://orcid.org/0000-0002-6162-4146>
 Shevin T Jacob <http://orcid.org/0000-0003-2425-9394>
 Louise Sigfrid <http://orcid.org/0000-0003-2764-1177>
 Peter W Horby <http://orcid.org/0000-0002-9822-1586>

REFERENCES

- Imperial College London. Monkeypox cases not a threat but a reminder of our vulnerability to viruses" | Imperial News | Imperial College London [Internet]. Imperial News, 2021. Available: <https://www.imperial.ac.uk/news/223754/monkeypox-cases-threat-reminder-vulnerability-viruses/> [Accessed 26 May 2022].
- Sklenovská N. Monkeypox Virus. In: Malik YS, Singh RK, Dhama K, eds. *Animal-Origin Viral Zoonoses* [Internet]. Singapore: Springer, 2020: 39–68.
- Petersen E, Abubakar I, Ihekweazu C, et al. Monkeypox - Enhancing public health preparedness for an emerging lethal human zoonotic epidemic threat in the wake of the smallpox post-eradication era. *Int J Infect Dis* 2019;78:78–84.
- McCullum AM, Damon IK. Human monkeypox. *Clinical Infectious Diseases* 2014;58:260–7.
- World Health Organisation. Monkeypox – Democratic Republic of the Congo [Internet]. Available: <https://www.who.int/emergencies/disease-outbreak-news/item/monkeypox-democratic-republic-of-the-congo> [Accessed 26 May 2022].
- World Health Organisation. Multi-country monkeypox outbreak in non-endemic countries [Internet]. Available: <https://www.who.int/emergencies/disease-outbreak-news/item/2022-DON385> [Accessed 26 May 2022].
- Centers for Disease Control and Prevention (CDC). Update: multistate outbreak of monkeypox—Illinois, Indiana, Kansas, Missouri, Ohio, and Wisconsin, 2003. *MMWR Morb Mortal Wkly Rep* 2003;52:642–6.
- Fleischauer AT, Kile JC, Davidson M, et al. Evaluation of human-to-human transmission of monkeypox from infected patients to health care workers. *Clin Infect Dis* 2005;40:689–94.
- Vaughan A, Arons E, Astbury J, et al. Two cases of monkeypox imported to the United Kingdom, September 2018. *Eurosurveillance* 2018;23:1800509.
- promedmail. Promed Post [Internet]. ProMED-mail. Available: <https://promedmail.org/promed-post/> [Accessed 26 May 2022].
- Erez N, Achdout H, Milrot E, et al. Diagnosis of imported monkeypox, Israel, 2018. *Emerg Infect Dis* 2019;25:980–3.
- World Health Organisation. Monkeypox - United Kingdom of Great Britain and Northern Ireland [Internet], 2021. Available: <https://www.who.int/emergencies/disease-outbreak-news/item/monkeypox-united-kingdom-of-great-britain-and-northern-ireland> [Accessed 26 May 2022].
- GOV.UK. Monkeypox cases confirmed in England – latest updates [Internet]. Available: <https://www.gov.uk/government/news/monkeypox-cases-confirmed-in-england-latest-updates> [Accessed 26 May 2022].
- World Health Organisation. Multi-country monkeypox outbreak in non-endemic countries: Update [Internet]. Available: <https://www.who.int/emergencies/disease-outbreak-news/item/2022-DON388> [Accessed 01 Jun 2022].
- Adler H, Gould S, Hine P, et al. Clinical features and management of human monkeypox: a retrospective observational study in the UK. *Lancet Infect Dis* 2022. doi:10.1016/S1473-3099(22)00228-6. [Epub ahead of print: 24 May 2022].
- Ježek Z, Grab B, Szczeniowski M, et al. Clinico-epidemiological features of monkeypox patients with an animal or human source of infection. *Bull World Health Organ* 1988;66:459–64.
- Beer EM, Rao VB. A systematic review of the epidemiology of human monkeypox outbreaks and implications for outbreak strategy. *PLoS Negl Trop Dis* 2019;13:e0007791.
- World Health Organisation. Monkeypox [Internet], 2019. Available: <https://www.who.int/news-room/fact-sheets/detail/monkeypox> [Accessed 21 May 2022].
- Bunge EM, Hoet B, Chen L, et al. The changing epidemiology of human monkeypox-A potential threat? A systematic review. *PLoS Negl Trop Dis* 2022;16:e0010141.
- Centers for Disease Control and Prevention. Transmission | Monkeypox | Poxvirus | CDC [Internet], 2021. Available: <https://www.cdc.gov/poxvirus/monkeypox/transmission.html> [Accessed 24 May 2022].
- Mbala PK, Huggins JW, Riu-Rovira T, et al. Maternal and fetal outcomes among pregnant women with human monkeypox infection in the Democratic Republic of Congo. *J Infect Dis* 2017;216:824–8.
- GOV.UK. Monkeypox: diagnostic testing [Internet]. Available: <https://www.gov.uk/guidance/monkeypox-diagnostic-testing> [Accessed 24 May 2022].
- Fine PE, Jezek Z, Grab B, et al. The transmission potential of monkeypox virus in human populations. *Int J Epidemiol* 1988;17:643–50.
- Centers for Disease Control and Prevention. Monkeypox and Smallpox Vaccine Guidance | Monkeypox | Poxvirus | CDC [Internet], 2019. Available: <https://www.cdc.gov/poxvirus/monkeypox/clinicians/smallpox-vaccine.html> [Accessed 24 May 2022].
- Jacobs BL, Langland JO, Kibler KV, et al. Vaccinia virus vaccines: past, present and future. *Antiviral Res* 2009;84:1–13.
- Belongia EA, Naleway AL. Smallpox vaccine: the good, the bad, and the ugly. *Clin Med Res* 2003;1:87–92.

- 27 Food and Drug Administration. FDA approves first live, non-replicating vaccine to prevent smallpox and monkeypox [Internet], 2020. Available: <https://www.fda.gov/news-events/press-announcements/fda-approves-first-live-non-replicating-vaccine-prevent-smallpox-and-monkeypox> [Accessed 26 May 2022].
- 28 Jezek Z, Khodakevich LN, Wickett JF. Smallpox and its post-eradication surveillance. *Bull World Health Organ* 1987;65:425–34.
- 29 Food and Drug Administration. FDA approves the first drug with an indication for treatment of smallpox [Internet], 2020. Available: <https://www.fda.gov/news-events/press-announcements/fda-approves-first-drug-indication-treatment-smallpox> [Accessed 26 May 2022].
- 30 Hutson CL, Kondas AV, Mauldin MR, *et al.* Pharmacokinetics and efficacy of a potential smallpox therapeutic, Brincidofovir, in a lethal monkeypox virus animal model. *mSphere* 2021;6:e00927–20.
- 31 Andrei G, Snoeck R. Cidofovir activity against poxvirus infections. *Viruses* 2010;2:2803–30.
- 32 Centers for Disease Control and Prevention. Treatment | Monkeypox | Poxvirus | CDC [Internet], 2021. Available: <https://www.cdc.gov/poxvirus/monkeypox/clinicians/treatment.html> [Accessed 26 May 2022].
- 33 Graham R, Mancher M, *et al.* Guidelines I of M (US) C on S for DTCP. *Clinical Practice Guidelines We Can Trust [Internet]*. National Academies Press (US), 2011. <https://www.ncbi.nlm.nih.gov/books/NBK209539/>
- 34 Lesho EP, Myers CP, Ott M, *et al.* Do clinical practice guidelines improve processes or outcomes in primary care? *Mil Med* 2005;170:243–6.
- 35 Opoka RO, Ssemata AS, Oyang W, *et al.* Adherence to clinical guidelines is associated with reduced inpatient mortality among children with severe anemia in Ugandan hospitals. *PLoS One* 2019;14:e0210982.
- 36 World Health Organisation. Prioritizing diseases for research and development in emergency contexts [Internet]. Available: <https://www.who.int/activities/prioritizing-diseases-for-research-and-development-in-emergency-contexts> [Accessed 26 May 2022].
- 37 World Health Organisation. WHO Guidelines Review Committee [Internet]. Available: <https://www.who.int/groups/guidelines-review-committee> [Accessed 26 May 2022].
- 38 Dagens A, Horby P, Jacobs S. A systematic review of the availability, quality and inclusivity of supportive care guidelines in the management of high consequence infectious disease [Internet]. Available: https://www.crd.york.ac.uk/prosperto/display_record.php?RecordID=167361&VersionID=1302745 [Accessed 21 Dec 2021].
- 39 Canadian Agency for Drugs and Technologies in Health. Strings attached: CADTH database search filters [Internet], 2021. Available: <https://www.cadth.ca/strings-attached-cadths-database-search-filters#:~:text=When%20using%20the%20CADTH%20search,Ottawa%3A%20CADTH%3B%202021> [Accessed 17 Feb 2022].
- 40 Ouzzani M, Hammady H, Fedorowicz Z, *et al.* Rayyan-a web and mobile APP for systematic reviews. *Syst Rev* 2016;5:210.
- 41 Dagens A, Sigfrid L, Cai E, *et al.* Scope, quality, and inclusivity of clinical guidelines produced early in the covid-19 pandemic: rapid review. *BMJ* 2020;369:m1936.
- 42 Lipworth S, Rigby I, Cheng V. From SARS and MERS to COVID-19: a review of the quality and responsiveness of clinical management guidelines in outbreak settings. *medRxiv* 2021:2021.01.12.21249654.
- 43 Brouwers MC, Kho ME, Browman GP, *et al.* Agree II: advancing Guideline development, reporting and evaluation in health care. *Can Med Assoc J* 2010;182:E839–42.
- 44 Nigeria Centre for Disease Control. National monkeypox public health response guidelines [Internet], 2019. Available: https://ncdc.gov.ng/themes/common/docs/protocols/96_1577798337.pdf [Accessed 21 May 2022].
- 45 Taiwan Centers for Disease Control. 人畜共通傳染病臨床指引 [A clinical guide to zoonoses]. Available: <https://www.cdc.gov.tw/uploads/files/75e38fd8-f460-40cc-bdd2-a366be3f4abf.pdf> [Accessed 21 May 2022].
- 46 Singapore Field Epidemiology Training Programme (S-FETP). Communicable Diseases Control [Internet], 2020. Available: <https://www.moh.gov.sg/docs/librariesprovider5/resources-statistics/communicable-diseases-control-the-singapore-fetp-enterprise.pdf> [Accessed 21 May 2022].
- 47 Dermatology Advisor. Monkeypox [Internet]. Dermatology Advisor, 2019. Available: <https://www.dermatologyadvisor.com/home/decision-support-in-medicine/dermatology/monkeypox/> [Accessed 21 May 2022].
- 48 DermNet NZ. Monkeypox [Internet]. Monkeypox, 2014. Available: <https://dermnetnz.org/topics/monkeypox> [Accessed 21 May 2022].
- 49 Emedicine Health. Monkeypox Infection Symptoms, Outbreak History, Treatment & Prevention [Internet]. eMedicineHealth. Available: https://www.emedicinehealth.com/monkeypox/article_em.htm [Accessed 21 May 2022].
- 50 UpToDate. Monkeypox [Internet]. UpToDate, 2022. Available: <https://www.uptodate.com/contents/monkeypox#H10>
- 51 Medscape. Monkeypox: practice essentials, pathophysiology, etiology, 2022. Available: <https://emedicine.medscape.com/article/1134714-overview> [Accessed 21 May 2022].
- 52 GOV.UK. United Kingdom Health Security Agency. Monkeypox [Internet], 2022. Available: <https://www.gov.uk/guidance/monkeypox> [Accessed 21 May 2022].
- 53 Health Protection Surveillance Centre. Human Monkeypox Infection - Guidance for Clinicians and Public Health [Internet], 2021. Available: <https://www.hpsc.ie/> [Accessed 21 May 2022].
- 54 National Health Commission. 国家质量监督检验检疫总局, 卫生部关于印发《出入境口岸猴痘防治预案》的通知 [Internet], 2007. Available: <http://www.nhc.gov.cn/bgt/pw10303/200708/423cc3cef474a10ac2194544b2ae988.shtml> [Accessed 21 May 2022].
- 55 Centers for Disease Control and Prevention. Clinical Recognition | Monkeypox | Poxvirus | CDC [Internet], 2018. Available: <https://www.cdc.gov/poxvirus/monkeypox/clinicians/clinical-recognition.html> [Accessed 21 May 2022].
- 56 European Centre for Disease Prevention and Control. Factsheet for health professionals on monkeypox [Internet]. European Centre for Disease Prevention and Control. Available: <https://www.ecdc.europa.eu/en/all-topics-z/monkeypox/factsheet-health-professionals> [Accessed 21 May 2022].
- 57 Webb E, Michelen M, Rigby I. An evaluation of global Chikungunya clinical management guidelines – a systematic review [Internet]. *medRxiv* 2022 <https://www.medrxiv.org/content/10.1101/2022.02.23.22271379v1>
- 58 The World Bank Group World Bank. World Bank Group - International Development, Poverty, & Sustainability [Internet]. World Bank. Available: <https://www.worldbank.org/en/home> [Accessed 31 Mar 2022].