

Action-Outcome Knowledge Dissociates From Behavior in Obsessive-Compulsive Disorder Following Contingency Degradation

Matilde M. Vaghi, Rudolf N. Cardinal, Annemieke M. Apergis-Schoute, Naomi A. Fineberg, Akeem Sule, and Trevor W. Robbins

ABSTRACT

BACKGROUND: In obsessive-compulsive disorder (OCD), actions persist despite being inappropriate to the situation and without relationship to the overall goal. Dysfunctional beliefs have traditionally been postulated to underlie this condition. More recently, OCD has been characterized in terms of an imbalance between the goal-directed and the habit systems. To test these competing hypotheses, we used a novel experimental task designed to test subjective action-outcome knowledge of the effectiveness of actions (i.e., instrumental contingency), together with the balance between goal-directed and habitual responding.

METHODS: Twenty-seven patients with OCD and 27 healthy control subjects were tested on a novel task involving the degradation of an action-outcome contingency. Sensitivity to instrumental contingency and the extent to which explicitly reported action-outcome knowledge guided behavior were probed by measuring response rate and subjectively reported judgments.

RESULTS: Patients with OCD responded more than healthy control subjects in situations in which an action was less causally related to obtaining an outcome. However, patients showed intact explicit action-outcome knowledge, as assessed by self-report. In patients, the relationship between causality judgment and responding was altered; therefore, their actions were dissociated from explicit action-outcome knowledge.

CONCLUSIONS: These findings indicate reduced sensitivity to instrumental contingency in OCD, reinforcing the notion of a deficient goal-directed system in this disorder. By showing a dissociation between subjectively reported action-outcome knowledge and behavior, the data provide experimental evidence for the ego-dystonic nature of OCD.

Keywords: Action-outcome, Frontostriatal, Goal-directed, Habit, Learning, Obsessive-compulsive disorder

<https://doi.org/10.1016/j.bpsc.2018.09.014>

Action is controlled by different learning mechanisms. Actions followed by a reinforcer are more likely to be repeated in the future in a habitual manner as a consequence of strengthening stimulus-response (S-R) representations. However, animals do not merely repeat previously reinforced actions but can instead make deliberate, goal-directed choices based on their knowledge of the relationship between an action and the associated outcome and their motivation to obtain that outcome (1). As such, adaptive everyday behavior is regulated by the balance between the goal-directed and the habitual systems. A disrupted balance between these two systems has been hypothesized to be relevant for understanding compulsive behaviors (2). These manifest as actions persistently repeated without relationship to the overall goal (3) where the habitual system seemingly overtakes response control (2).

Obsessive-compulsive disorder (OCD) is the prototypical disorder of compulsivity, and it manifests as a lack of goal-directed control over repetitive, ritualistic actions and intrusive thoughts. Compulsions are also characterized by the

feeling of being compelled or forced to engage in such behaviors (4), and they are generally associated with the insight that such actions are ultimately harmful and purposeless. Therefore, OCD is ego-dystonic, as patients recognize their compulsive behaviors and thoughts as disproportionate, excessive, and maladaptive (5). Often, it is this disconnection between the responses patients find themselves making, as opposed to the responses they know to be rational, that causes so much distress (6).

Traditionally, cognitive theories posited dysfunctional beliefs as a major driver of OCD (7,8). However, recent experimental evidence (9–11) has suggested that OCD is a disorder of habitual control, as irrelevant behavior is maintained in the face of changes in the value of the outcome previously associated with the action (9–11) and in the face of intact confidence updating (12). According to learning theory, goal-directed agents are also sensitive to the causal relationship (i.e., instrumental contingency) between the response and the reward: if instrumental responding continues when such

contingencies are diminished, it is assumed to be under habitual (S-R) control (1). Contingency-based instrumental responding has been tested across species and found to be mediated by frontostriatal neural circuitry (13–22) implicated in OCD (23) and other disorders of compulsivity [i.e., drug addiction (24) and binge-eating disorder (25)]. As the causal action-outcome association is weakened, a reduction in behavioral responding is usually observed, and, in humans, lower estimates of causal influence on outcome occurrence are reported via explicit causal judgments.

In this study, we capitalized on contingency degradation (1,17) to test the robustness of action-outcome causal associations in OCD. With this experimental manipulation, we measured not only behavioral adjustment following changes in instrumental contingency but also how individuals subjectively perceived that causal relationship. Therefore, we were able to test whether patients with OCD, as compared with control subjects, 1) showed goal-directed control by modulating their behavior in response to changes in the causal action-outcome relationship; 2) accurately reported knowledge of the action-outcome causal relationship; and, crucially, 3) differentially used action-outcome knowledge to guide their behavior. Therefore, our experimental manipulation enabled testing the following two competing hypotheses of a correspondence versus a dissociation between perceived contingencies and behavior. On the one hand, compulsive behaviors (e.g., checking or rituals to prevent harm) may be interpreted as attempts to establish control. In this respect, compulsions might result from an increased sense of responsibility (7) or, in contrast, as superstitious behaviors carried out either to regain a subjective sense of control or because contingencies are misperceived (26–28). Accordingly, a correspondence between inflated (or deflated) perceived contingencies and behavior would argue for cognitive accounts for OCD, whereby compulsions are guided by erroneous cognitive interpretation of environmental cues. On the other hand, patients with OCD generally recognize their behavior as irrational and hence exhibit a dichotomy between their behavior and their beliefs

about the effectiveness of their actions. Therefore, accurate action-outcome contingencies detection but imprecise behavioral adjustment to instrumental contingency would support a dissociation between an accurate cognitive appraisal of the environment and a failure to use this knowledge to guide behavior.

However, patients with OCD generally recognize their behavior as irrational and hence exhibit a dichotomy between their behavior and their beliefs about the effectiveness of their actions. Therefore, accurate action-outcome contingency detection but imprecise behavioral adjustment to instrumental contingency would support a dissociation between an accurate cognitive appraisal of the environment and a failure to use this knowledge to guide behavior. The ego-dystonic nature of OCD, whereby the urge to perform an action is associated with the knowledge that the action is excessive or irrelevant, would resonate with the latter scenario. In this study, we show this prediction to be valid.

METHODS AND MATERIALS

Participants

The study included 27 patients and 27 healthy control subjects matched for relevant demographic variables (Table 1). Patients met criteria for OCD diagnosis with no current comorbidity. Patients were not enrolled if they scored less than 12 on the Yale-Brown Obsessive Compulsive Scale (29) and if they reported hoarding symptoms, as hoarding may represent a separate clinical entity (30). Nineteen patients were receiving medication for OCD (Supplement).

Procedure

Contingency Degradation. We used contingency degradation experimental manipulation to study action-outcome contingencies detection. The standard contingency measure (1), ΔP , indexed the action-outcome relationship. ΔP was the difference between 1) the conditional probability of receiving an outcome following an action—that is, the probability of

Table 1. Demographics and Clinical Characteristics of Studied Sample

	CTL Group (n = 27)	OCD Group (n = 27)	Statistic	p
Demographic Characteristics				
Gender, male/female	13/14	14/13	$\chi^2_1 = 0.074$.785
Age, years	40.67 ± 11.29	39.52 ± 10.65	$t_{52} = 0.383$.704
Estimated verbal IQ ^a	117.99 ± 3.66	116.33 ± 3.45	$t_{51} = 1.697$.096
Clinical Characteristics				
MADRS	1.11 ± 1.98	9.70 ± 4.65	$t_{52} = -8.833$	< .001
STAI-State ^b	28.15 ± 6.08	42.86 ± 9.97	$t_{51} = -6.751$	< .001
STAI-Trait ^b	33.85 ± 6.82	56.15 ± 7.96	$t_{51} = -10.940$	< .001
OCI-R ^b	6.37 ± 5.34	30.50 ± 12.33	$t_{51} = -9.305$	< .001
Y-BOCS total	—	22.52 ± 4.94		
Y-BOCS obsessions	—	10.81 ± 2.69		
Y-BOCS compulsions	—	11.70 ± 2.43		

Values are mean ± SD or n.

CTL, control; MADRS, Montgomery–Åsberg Depression Rating Scale; OCD, obsessive-compulsive disorder; OCI-R, Obsessive-Compulsive Inventory–Revised; STAI, State–Trait Anxiety Inventory; Y-BOCS, Yale-Brown Obsessive Compulsive Scale.

^aEstimated verbal IQ was measured with the National Adult Reading Test; data from 1 participant with OCD were not included because English was not the participant's mother tongue.

^bQuestionnaire data (OCI-R, STAI) from 1 participant with OCD were lost owing to technical error.

outcome given an action [$P(O|A)$], i.e., the probability of response-contingent outcome; and 2) the probability of receiving an outcome in the absence of that action—that is, the probability of outcome given the absence of an action [$P(O|\sim A)$], i.e., the probability of a noncontingent outcome, such that $\Delta P = P(O|A) - P(O|\sim A)$ (31). Measures of interest include the overall relationship between contingency and behavior and between contingency and perceived contingency. By increasing noncontingent outcomes, the contingency (i.e., the causal action-outcome association) is degraded, hence reduced, or becomes negative (Figure 1A–C). If guided by the goal-directed system, an agent should stop responding on contingency degradation.

Novel Protocol to Test Sensitivity to Action-Outcome Contingency.

We developed a novel free-operant, self-paced procedure (Supplement). A white triangle permanently on the screen signaled that the participant was free to press or not press the space bar. When a reward was delivered, following a key press or not, a yellow triangle with a 25p image was shown at the end of the bin for 500 ms with the text “Reward, you win!” and a tone (Figure 2A). On each response, the triangle turned yellow until the end of the a priori specified bin to signal that a response has been recorded and to prevent multiple responses within the same 1-second bin. If no outcome was delivered, no feedback was given, and the next bin started. A running total of pence accumulated within the block was displayed in the top right corner of the screen. There were 12 blocks, not explicitly labeled as such to the participants. At the beginning of each block, the running total of pence was reset to 0. Causality judgments on the relationship between pressing the key and receiving the reward were collected at the end of each block (Figure 2A). The first 3 blocks (blocks 1–3) were always presented in the same order (high contingency, degradation, extinction), providing an implicit training phase. The remaining blocks (i.e., blocks 4–12) were presented according to a Latin square design across participants (Table 2). Each block lasted for 2 minutes (120 unsignaled bins) (Supplement). If a response occurred during a given bin, the outcome was delivered with probability $P(O|A)$ defined a priori for that block; if no response occurred, the outcome was delivered with probability $P(O|\sim A)$ defined a priori for that block (Figure 2B). Only the first space-bar press within the bin had any programmed consequences. The total

number of responses within each bin was also recorded, but responding beyond the first response of the bin had no programmed consequences. We varied $P(O|A)$ and $P(O|\sim A)$ giving blocks with different contingency levels and obtaining different experimental conditions (Figure 2B, C and Table 2). We did not include a cost for responding, in line with experimental studies in rodents where there is no explicit punishment for responding (see Supplementary Pilot Experiments and Supplemental Figure S3 for results from pilot experiments with and without such costs).

Experienced Contingency. As expected based on our task’s implementation, there was a high correlation between the mean experienced contingency (based on experienced event frequencies) and the contingencies programmed a priori for control subjects ($r = .999, p < .001$) and patients ($r = .998, p < .001$) alike (Table 2 and Supplement). Therefore, programmed contingencies were used for subsequent analysis. Our findings were not confounded by between-group differences in experienced contingencies, as no main effect of group ($F_{1,48.49} = 0.01, p = .940$) or interaction between group and block ($F_{11,559.95} = 1.06, p = .395$) on experienced contingency was found.

Data Analysis

All statistical tests were two-sided, and parametric or nonparametric tests were applied according to assumptions of the specific statistical test. We analyzed response rate and causality judgments using a two-step approach. First, we identified if there was a between-group difference in sensitivity to instrumental contingency. To this end, we computed a response rate by dividing the number of responses by the number of bins for each block. For each dependent variable (response rate and causality judgment), programmed contingency was used as a within-subject factor, and group was used as a between-subject factor. All data were collapsed across blocks having equal contingencies. Analyses were performed in R version 3.3.1 (R Foundation for Statistical Computing, Vienna, Austria; <http://www.r-project.org/>) using the ez package for analysis of variance. Levene’s test was used to verify homogeneity of variance. Mauchly’s test of sphericity was applied, and Greenhouse-Geisser and Huynh-Feldt corrections were used for substantial ($\epsilon < 0.75$) and minimal ($\epsilon \geq 0.75$) violation, respectively. To investigate the

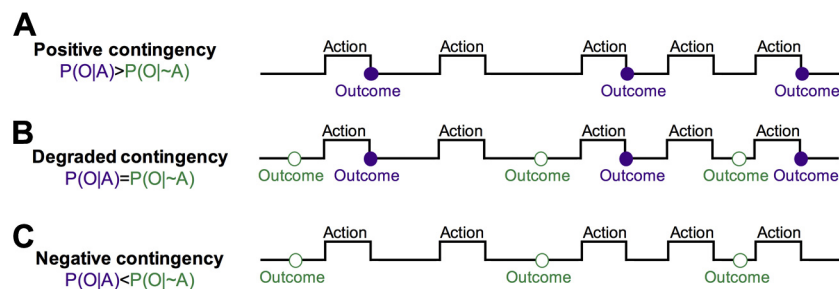


Figure 1. Contingency manipulation. To degrade the contingency, once agents have learned to perform an action to receive a reward with a certain probability, a schedule of noncontingent outcome delivery is superimposed. By increasing the frequency of noncontingent outcomes, the overall contingency (i.e., the causal association between an action and its consequences) is degraded or becomes negative. If guided by the goal-directed system, an agent should stop responding in the face of contingency degradation. (A) Diagram illustrating a schedule with a positive contingency, in which outcome is delivered on performance of an action with a given probability [$P(O|A)$]. (B) Contingency is degraded by also delivering outcomes in the absence of an action with a given probability [$P(O|\sim A)$]. If the contingency is degraded to the extent that the two probabilities are equal, the causal status of the action is nil, and the probability of the reinforcer is the same regardless of any response. (C) When $P(O|\sim A)$ is higher than $P(O|A)$, the contingency becomes negative, and the action reduces the probability of reinforcer delivery. $P(O|A)$, probability of outcome given an action; $P(O|\sim A)$ probability of outcome given the absence of an action; violet filled circles, contingent outcomes; green empty circles, noncontingent outcomes.

OCD: Action-Outcome Knowledge Dissociates From Behavior

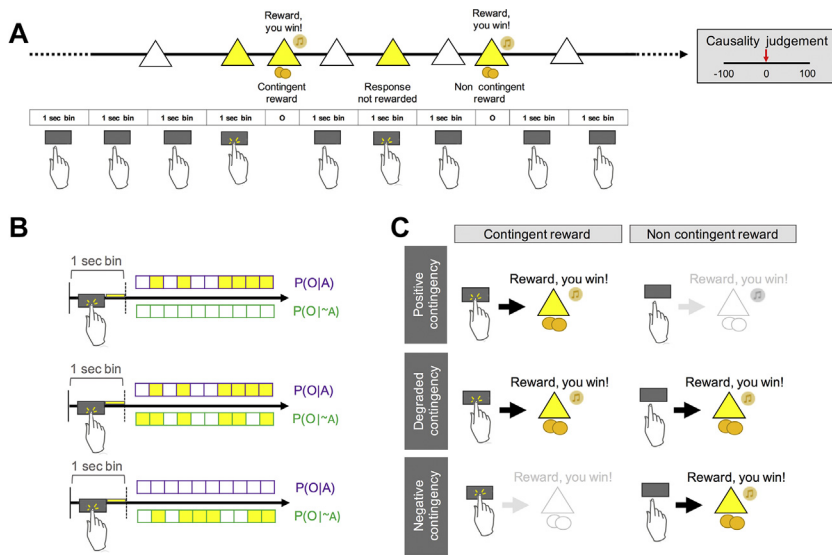


Figure 2. Experimental paradigm. **(A)** Subjects had to complete an experimental session of 12 blocks of 2 minutes each. At the end of each block, subjects had to judge to what extent pressing the space bar caused the occurrence of the reward, on a scale from -100 (pressing the space bar always prevented reward) to 100 (pressing the space bar always caused reward). During the experimental session, the participant was presented with a white triangle and could decide whether to press the space bar or not. Rewards were delivered contingently on pressing of the space bar or noncontingently in the absence of a response. In addition, a running total of the amount of money earned within a block was continuously displayed in the upper corner of the screen (not shown in figure). In cases where the participant was not pressing the space bar for multiple (hidden) 1-second bins in a row, the white triangle was continuously displayed on the screen, unless a nonresponse contingent reward occurred. In those cases, a reward was displayed on the screen noncontingently. **(B)** Each block was divided into 120 unsignaled time periods (bins) of 1 second. When a response occurred within each bin, the triangle turned yellow until the bin ended. If a response was recorded during the bin, a contingent reward was delivered at the end of that bin according to the applicable probability of outcome delivery given a response [$P(O|A)$]. If no response occurred during the bin, a noncontingent reward was delivered according to the applicable probability of outcome delivery given the absence of a response [$P(O|\sim A)$]. **(C)** By varying $P(O|A)$ and $P(O|\sim A)$, different levels of contingencies were achieved so that each experimental session included positive, degraded, and negative contingency blocks. O, outcome; $P(O|A)$, probability of outcome given an action; $P(O|\sim A)$, probability of outcome given the absence of an action.

angle turned yellow until the bin ended. If a response was recorded during the bin, a contingent reward was delivered at the end of that bin according to the applicable probability of outcome delivery given a response [$P(O|A)$]. If no response occurred during the bin, a noncontingent reward was delivered according to the applicable probability of outcome delivery given the absence of a response [$P(O|\sim A)$]. **(C)** By varying $P(O|A)$ and $P(O|\sim A)$, different levels of contingencies were achieved so that each experimental session included positive, degraded, and negative contingency blocks. O, outcome; $P(O|A)$, probability of outcome given an action; $P(O|\sim A)$, probability of outcome given the absence of an action.

relationship between contingency judgments and response rate between groups, we used linear mixed-effects models. Group was used as a fixed-effect factor; linear (and, where applicable, quadratic) causality judgments were used as continuous fixed-effect predictors. The maximal random-effect structure justified by the design was specified (32) using mixed models (33).

Second, for conditions in which we observed diminished sensitivity to instrumental contingency in patients, we

tested whether such behavior was due to imbalances in the goal-directed and habit systems. Accordingly, we obtained a ratio score by considering pairs of contingent and corresponding degraded blocks in which $P(O|A)$ was stable and $P(O|\sim A)$ was increased (18). Therefore, we also focused on specific contingency transitions in which $P(O|\sim A)$ increases without changes to $P(O|A)$: this manipulation degrades instrumental contingency without affecting the contiguity of actions and outcomes that drives S-R

Table 2. Response Rates and Causality Judgments

Block	Programmed Contingency			Experienced Contingency		Response Rate		Causality Judgment		
	$P(O A)$	$P(O \sim A)$	ΔP	CTL	OCD	CTL	OCD	CTL	OCD	
Fixed Order	1	0.60	0.00	0.60	0.59	0.60	0.51 (0.21)	0.49 (0.24)	43.30 (34.27)	48.60 (31.82)
	2	0.60	0.60	0.00	0.01	0.05	0.26 (0.20)	0.35 (0.27)	8.17 (27.64)	10.67 (44.74)
	3	0.00	0.00	0.00	0.00	0.00	0.37 (0.27)	0.48 (0.27)	-10.46 (39.75)	-14.81 (45.60)
Shuffled in Latin Square Design	4	0.00	0.00	0.00	0.00	0.00	0.38 (0.23)	0.48 (0.27)	-15.17 (36.06)	-21.35 (40.43)
	5	0.00	0.30	-0.30	-0.29	-0.30	0.26 (0.21)	0.27 (0.21)	-50.43 (47.60)	-41.51 (55.30)
	6	0.00	0.60	-0.60	-0.62	-0.60	0.20 (0.23)	0.21 (0.16)	-55.27 (44.83)	-32.53 (66.08)
	7	0.30	0.00	0.30	0.30	0.30	0.49 (0.22)	0.62 (0.20)	27.54 (24.20)	35.34 (25.33)
	8	0.30	0.30	0.00	0.03	0.00	0.34 (0.26)	0.41 (0.24)	0.01 (31.53)	0.36 (37.34)
	9	0.30	0.60	-0.30	-0.28	-0.29	0.29 (0.26)	0.32 (0.26)	-12.95 (47.98)	-9.40 (38.56)
	10	0.60	0.00	0.60	0.60	0.60	0.62 (0.21)	0.56 (0.23)	56.01 (26.67)	53.52 (30.84)
	11	0.60	0.30	0.30	0.32	0.31	0.38 (0.26)	0.53 (0.25)	22.49 (30.71)	33.06 (32.79)
	12	0.60	0.60	0.00	-0.01	0.00	0.29 (0.23)	0.38 (0.25)	9.64 (31.81)	8.30 (36.75)

Dependent variables are given as mean (SD). Blocks 1–3 were presented in a fixed order; blocks 4–12 were presented according to a Latin square design. Lines in the table refer to different conditions depending on the density of contingent outcomes. Block 4, block 5, and block 6 had $P(O|A) = 0.0$; block 7, block 8, and block 9 had $P(O|A) = 0.3$; block 10, block 11, and block 12 had $P(O|A) = 0.6$. Programmed contingency refers to the a priori experimentally programmed contingency resulting from the a priori programmed conditional probabilities.

CTL, control; OCD, obsessive-compulsive disorder; $P(O|A)$, probability of outcome given an action; $P(O|\sim A)$, probability of outcome given the absence of an action; ΔP , contingency.

habits, so it is a specific test for excessive habitual responding. For each pair, the number of responses in the contingent block was divided by the sum of responses in both the contingent and the degraded blocks. Thus, the ratio score represents the number of responses in the contingent condition as a proportion of the total responses made across both contingent and degraded conditions. Values close to 1 indicate high sensitivity to contingency, and values close to 0.5 indicate habitual behavior indexing equal responding in both contingent and correspondingly degraded conditions.

RESULTS

Effect of Instrumental Contingency on Response Rate

Mean response rate increased with contingency ($F_{4,208} = 65.028$, $p < .001$) (Figure 3A). Overall, there were no between-group differences in response rate ($F_{1,52} = 1.074$, $p = .305$), ruling out apathy or generalized impulsivity in patients. Between-group responding was differentially affected by the contingency (group \times contingency: $F_{4,208} = 3.922$, $p = .01$); this difference was explored via between-group simple-effect comparisons at each contingency level. Patients persisted in responding more than control subjects with low instrumental contingency ($\Delta P = 0.3$, $F_{1,52} = 6.036$, $p = .017$). Such responding did not correlate with impulsivity, as measured by the Barratt Impulsiveness Scale ($r = .312$, $p = .129$) (34). Patients also responded marginally more at $\Delta P = 0.0$, but this did not reach significance ($F_{1,52} = 3.185$, $p = .080$). Results were not affected by medication status or

by reward responsiveness (Supplement and Supplemental Figure S1).

Additional responding within each 1-second time bin (superfluous responses beyond the first, i.e., with no behavioral effect) was not affected by instrumental contingency (contingency: $F_{4,208} = 0.621$, $p = .648$) or group (group: $F_{1,52} = 0.017$, $p = .896$; group \times contingency: $F_{4,208} = 0.070$, $p = .991$). Differences in the additional number of responses within each bin would have been consistent with a framework in which excessive responding in OCD is attributed to inhibition failure. Our findings instead reinforced the notion that patients expressed habitual responding, a hypothesis we test directly below.

Effect of Instrumental Contingency on Causality Judgments

Causality ratings were a direct function of action-outcome contingency ($F_{4,208} = 74.099$, $p < .001$) (Figure 3B). There were no between-group differences in causality judgments (group: $F_{1,52} = 2.379$, $p = .129$; group \times contingency: $F_{4,208} = 1.084$, $p = .366$). Medication status did not affect the results (Supplement and Supplemental Figure S1).

Relationship Between Response Rate and Causality Judgments

Patients and control subjects differed in the way causality judgments predicted response rate, in a nonlinear fashion. Overall, response rate was linearly predicted by causality ratings ($F_{1,45.449} = 58.154$, $p < .001$), with no between-group difference (group \times causality_{linear}: $F_{1,45.449} = 1.489$, $p = .229$).

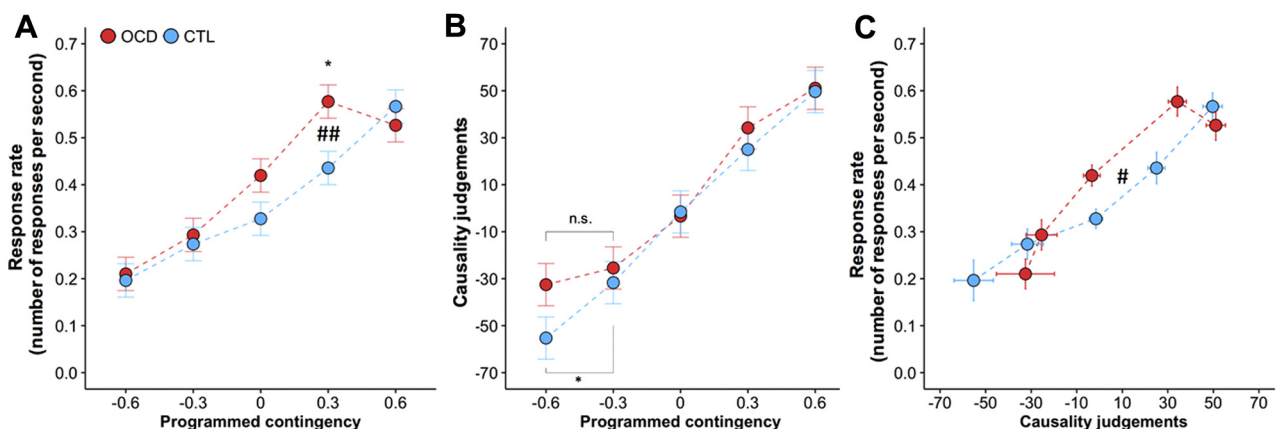


Figure 3. Mean response rate and causality judgments for control (CTL) group and obsessive-compulsive disorder (OCD) group. **(A)** Mean response rate by contingency (ΔP). Both groups responded more for higher contingencies. However, patients with OCD showed reduced sensitivity to instrumental contingency. **(B)** Subjective judgments of causality increased as a direct function of response-outcome contingency in both groups. Data are presented in ascending order of programmed contingency, but contingencies were experienced by each subject in a semirandomized order. Error bar indicates Fisher's least significant difference to facilitate post hoc comparisons (error bars are ± 0.5 least significant difference). However, in the context of mixed designs, as in this case, this error bar can be used only for within-subject comparisons. The difference between OCD and CTL groups in mean causality judgments at $\Delta P = -0.6$ was not significant. However, CTL subjects, but not patients with OCD, subjectively detected a difference between neighboring levels of negative programmed contingency between $\Delta P = -0.3$ and $\Delta P = -0.6$. **(C)** Response rate as a function of causality judgment by group. The two populations differentially employed action-outcome knowledge to guide their behavior. Points and error bars (SEMs) show values clustered by programmed contingency. As described in the main text, data were collapsed across blocks having equal contingencies ($\Delta P = -0.6$, block 6; $\Delta P = -0.3$, block 5, block 9; $\Delta P = 0.0$, block 2, block 3, block 4, block 8, block 12; $\Delta P = 0.3$, block 7, block 11; $\Delta P = 0.6$, block 1, block 10). See Table 2 for naming of the blocks). Programmed contingency refers to the a priori experimentally programmed contingency resulting from the a priori programmed conditional probabilities. * $p < .05$, within-group comparison; ## $p < .01$, interaction; # $p < .05$, group \times quadratic causality judgment interaction. n.s., not significant.

Table 3. Subjective Accounts When the Contingency Was Zero

	Subjective Accounts of Behavior Adopted (Multiple Choice)				$\chi^2 = 17.839,$ $p < .001$
	Other	Mostly Did Not Press	Sometimes Pressed	Kept Pressing	
CTL ^a	2	17	7	1	
OCD ^a	4	3	5	10	

	Subjective Accounts of Behavior Adopted (Summary of Spontaneous Descriptions)									
	CTL	OCD ^b	CTL	OCD ^c	CTL	OCD ^d	CTL	OCD ^e	CTL ^f	OCD ^f
No point/no difference (Pressing or not did not make any difference)	1	—	14	2	2	3	—	1	63%	27%
Checking (To check whether occurrence of reward changed)	1	2	1	—	2	—	—	1	15%	14%
Habit (Can't stop/In the habit of pressing)	—	—	—	—	—	—	—	2	0%	9%
Just in case (Just in case reward stopped when not pressing the bar)	—	—	—	1	—	1	—	1	0%	14%
Mind wandering (Kept pressing because mind wandering)	—	—	—	—	—	—	—	1	0%	4%
Other ^g	—	2	2	—	3	1	1	4	22%	32%

CTL, control; OCD, obsessive-compulsive disorder.

^aAbsence of contingency identified CTL participants (27/27) and OCD participants (22/22). Data were not available for 5 participants with OCD. Control participants and participants with OCD recognized the absence of contingency in relevant blocks and that key pressing did not make a difference. The majority of control participants did not press the key. In contrast, more participants with OCD continued to press the key. Subjective accounts for behavior adopted also differed, with the majority of control participants giving as a reason that pressing or not pressing made no difference to the occurrence of the outcome. In contrast, a minority of participants with OCD gave this subjective account; the majority justified their behavior instead as checking, habit, or “just in case” conduct.

^{b–e}Each pair refers to the spontaneous description of the corresponding multiple choice category (^bOther; ^cMostly Did not Press; ^dSometimes Pressed; ^eKept Pressing).

^fPercentage corresponds to the proportion of people within each group to give a specific subjective account of behavior. Percentage was calculated based on the number of people within each group correctly identifying an absence of contingency (CTL, $n = 27$; OCD, $n = 22$).

^gSeven participants with OCD gave subjective accounts that were classified as “Other” (2, “Don’t know”; 1, “I pressed the space bar because it was less boring”; 1, “Pressing was entertaining and did not cause any loss”; 1, “I pressed sometimes according to the feeling of what it was better”; 1, “I pressed because the money was occasionally coming”; 1, “I pressed the space bar sometimes pressed because otherwise nothing was happening”).

However, there was a significant nonlinear effect as well, which differed between groups (group \times causality_{quadratic}: $F_{1,204.827} = 3.959, p = .0479$) (Figure 3C). Although model fitting residuals indicated larger residual variance in the OCD group ($F_{323,323} = 1.28, p = .013$), this has no obvious implications for altering the interpretation (35).

This analysis thus indicated an altered, nonlinear relationship between causality judgments and response rate in patients and represents a formal demonstration of the differential use of action-outcome knowledge to modulate behavior in patients, also supported by patients’ reports (Table 3). Thus, in patients, for positive contingencies, behavior persisted for low instrumental contingencies despite intact and accurately reported action-outcome knowledge of the causal effect of their actions. For negative contingencies, the equivalent response rates between control subjects and patients (Figure 3A) interacted with a tendency for patients to believe their actions to be less detrimental than control subjects (programmed $\Delta P = -0.3$ and $\Delta P = -0.6$) (Figure 3B). Therefore, patients did not recognize their action to have very negative consequences. However, they behaved the same way as control subjects, whose ratings correctly identified a highly negative action-outcome contingency. We analyzed response rate for different time windows of each block, thus excluding the possibility that such dissociation was due to different learning processes in patients (Supplement and Supplemental Figure S2).

Habit or Goal-Directed Ratio Score

We computed a ratio score controlling for response variability across subjects and to test precisely if increased responding observed for $\Delta P = 0.3$ (Figure 3A) was due to habitual behavior. We focused on contingency degradation occurring after the implicit training phase and computed the ratio score for pairs of blocks for which the action-outcome relationship was contingent ($\Delta P = 0.6 [P(O|A) = 0.6, P(O|\sim A) = 0.0]$, block 10) and then degraded to $\Delta P = 0.3$ by superimposing a noncontingent schedule ($\Delta P = 0.3 [P(O|A) = 0.6, P(O|\sim A) = 0.3]$, block 11). Whereas control subjects showed a robust decline in responding on contingency degradation, as indicated by a ratio score well above 0.5 (one-sample t test tested against 0.5, $t_{26} = 5.918, p < .001$), patients responded nearly equally in both conditions, with their ratio score being close to 0.5 (one-sample t test against 0.5, $t_{26} = 0.585, p = .563$). There was a between-group difference in the ratio score ($t_{52} = 3.350, p = .002$) (Figure 4A). Furthermore, subjects were classified dichotomously as goal-directed (ratio score > 0.5) or habitual (ratio score ≤ 0.5), with higher proportion of habitual subjects in the OCD group (control group, habitual 2/27; OCD group, habitual 12/27; $\chi^2_{1} = 7.811, p = .005$). There was no correlation between the ratio score and symptom severity (Yale-Brown Obsessive Compulsive Scale) in patients ($r = -.101, p = .625$).

Similarly, we observed a marginal effect for increased responding at $\Delta P = 0.0$ (Figure 3A). Therefore, we calculated a

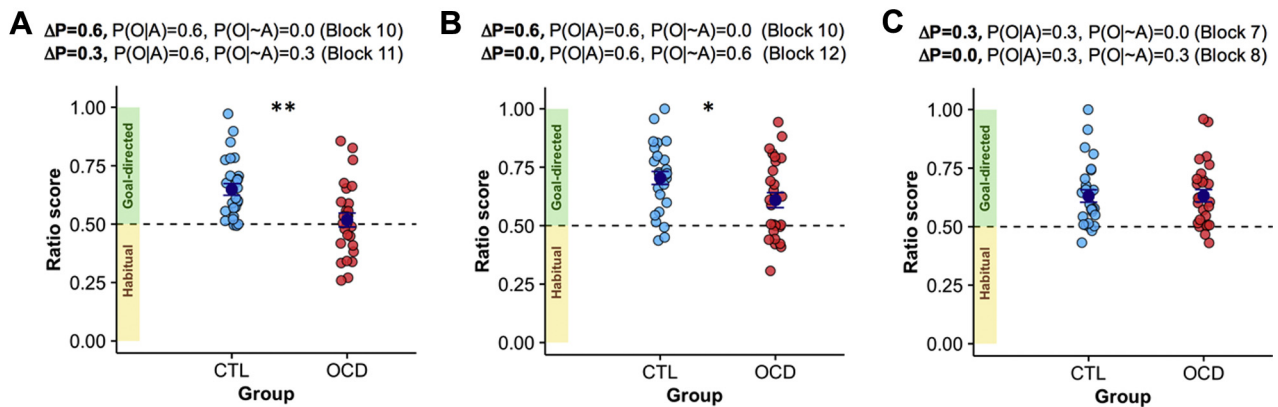


Figure 4. Habit and goal-directed ratio scores for contingent and corresponding degraded-contingency conditions. The ratio score was computed by dividing the number of responses in the nondegraded block by the sum of the responses for the degraded and nondegraded sessions [i.e., (contingent/(contingent+degraded))]. The ratio score represents the proportion of responses in the contingent condition relative to the nondegraded condition, with a value ≤ 0.5 indicating a greater or equal number of responses in the degraded contingency (ΔP) condition and thus habitual behavior. **(A)** Ratio score for pairs of blocks for which the action-outcome relationship was contingent ($\Delta P = 0.6$ [$P(O|A) = 0.6$, $P(O|\sim A) = 0.0$], block 10) and then degraded to $\Delta P = 0.3$ by superimposing a noncontingent schedule ($\Delta P = 0.3$ [$P(O|A) = 0.6$, $P(O|\sim A) = 0.3$], block 11). Patients with obsessive-compulsive disorder (OCD) displayed increased habitual behavior ($t_{52} = 3.350$, $p = .002$). **(B)** Ratio score for pairs of blocks for which the action-outcome relationship was contingent ($\Delta P = 0.6$ [$P(O|A) = 0.6$, $P(O|\sim A) = 0.0$], block 10) and then completely degraded to $\Delta P = 0.0$ by superimposing a noncontingent schedule ($\Delta P = 0.0$ [$P(O|A) = 0.6$, $P(O|\sim A) = 0.6$], block 12). Patients with OCD showed increased habitual behavior compared with control (CTL) subjects ($t_{52} = 2.23$, $p = .03$). **(C)** Ratio score for pairs of blocks for which the action-outcome relationship was contingent ($\Delta P = 0.3$ [$P(O|A) = 0.3$, $P(O|\sim A) = 0.0$], block 7) and then completely degraded to $\Delta P = 0.0$ by superimposing a noncontingent schedule ($\Delta P = 0.0$ [$P(O|A) = 0.3$, $P(O|\sim A) = 0.3$], block 8). Error bars: SEM. * $p < .05$; ** $p < .01$. $P(O|A)$, probability of outcome given an action; $P(O|\sim A)$, probability of outcome given the absence of an action.

ratio score for blocks for which the action outcome relationship was contingent ($\Delta P = 0.6$ [$P(O|A) = 0.6$, $P(O|\sim A) = 0.0$], block 10) and then completely degraded to $\Delta P = 0.0$ by superimposing a noncontingent schedule ($\Delta P = 0.0$ [$P(O|A) = 0.6$, $P(O|\sim A) = 0.6$], block 12). Even though both control subjects and patients with OCD showed a response rate significantly different from 0.5 (one-sample t test against 0.5; control subjects: $t_{26} = 7.334$, $p < .001$; patients with OCD: $t_{26} = 3.388$, $p = .002$), patients showed diminished goal-directed behavior compared with control subjects (ratio score: $t_{52} = 2.23$, $p = .03$) (Figure 4B). There was no between-group difference when action-outcome relationship was completely degraded from low instrumental contingency (i.e., $\Delta P = 0.3$ [$P(O|A) = 0.3$, $P(O|\sim A) = 0.0$], block 7, and $\Delta P = 0.0$ [$P(O|A) = 0.3$, $P(O|\sim A) = 0.3$], block 8) (Figure 4C). The absence of this effect might be due to impaired detection of diminished instrumental contingency in patients. Patients were already showing increased responding for low instrumental contingencies compared with control subjects ($\Delta P = 0.3$ [$P(O|A) = 0.3$, $P(O|\sim A) = 0.0$], block 7: $F_{1,52} = 4.961$, $p = .030$) for which contingency degradation was therefore perhaps ineffective owing to a ceiling effect.

We did not detect an effect of repetition on habit development (Supplement) (36). Across groups, habitual behavior early in training was associated with higher OCD traits measured by the Obsessive-Compulsive Inventory-Revised ($r = -.280$, $p = .046$).

Absence of Depressive Realism in OCD

Previous data have shown that healthy subjects have biased higher causality judgment estimates when the contingency is zero (37). This erroneous estimation arises when contingent

and noncontingent outcomes occur frequently (i.e., high density of reinforcement), but not when they occur infrequently (i.e., low density of reinforcement). In contrast, depressed individuals show a depressive realism whereby, regardless of the density of reinforcement, they correctly report having no causal effect on outcome occurrence (37). Because patients showed higher depression scores compared with control subjects, we tested between-group differences in causality judgments for $\Delta P = 0.0$ blocks with different reinforcement densities (blocks 4, 8, and 12) (Table 2). Selection was limited to the Latin square phase to have an equal number of observations for each condition. Estimation of causal control was higher for higher reinforcement density ($F_{2,104} = 8.365$, $p < .001$) (Figure 5A), with no between-group differences (group: $F_{1,52} = 0.171$, $p = .681$; group \times reward density: $F_{2,104} = 0.124$, $p = .883$), despite higher depressive symptoms in patients.

DISCUSSION

Patients with OCD showed dissociations between their exhibited response rates and their causal judgments about the effectiveness in controlling outcomes. This was manifested in distinct ways for positive and negative contingencies. For positive contingencies, OCD patients exhibited increased response rates when outcomes were less contingent on responding. This lack of influence of instrumental contingency over behavior is consistent with the overresponding resulting from enhanced S-R habitual tendencies and diminished sensitivity to instrumental contingency. In contrast, explicit action-outcome knowledge was intact: patients gave accurate subjective assessments of the cause-effect relationship between actions and their consequences, which did not differ from those of control

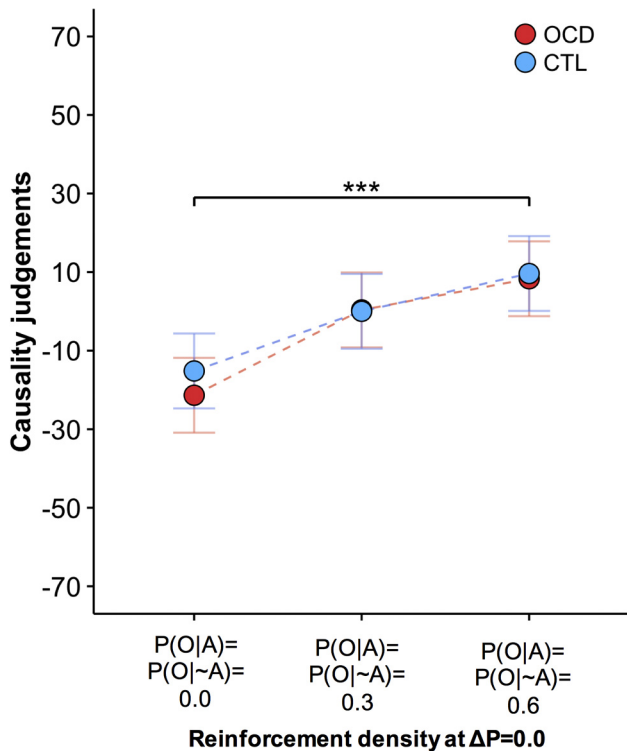


Figure 5. Causality judgments when the contingency (ΔP) was zero. There were no group differences. For both the control (CTL) group and obsessive-compulsive disorder (OCD) group, causality judgments increased as a function of higher density of reinforcement even though there was no causal association between the action and the outcome (contingency $\Delta P = 0.0$) in all three situations. Error bar indicates Fisher's least significant difference to facilitate post hoc comparisons (error bars are ± 0.5 least significant difference). However, in the context of mixed designs, as in this case, this error bar can be used only for within-subject comparisons. $***p \leq .001$, main effect of density of outcome. $P(O|A)$, probability of outcome given an action; $P(O|\sim A)$, probability of outcome given the absence of an action.

subjects. However, patients used their knowledge about the environmental contingencies to guide their actions in a manner that differed from control subjects. Hence, in patients with OCD, for positive contingencies, excessive responding was dissociated from intact explicit action-outcome knowledge. For negative contingencies, the interaction was reversed between response rate and subjective judgment. Here, response rates were equivalent between the two groups, despite patients with OCD judging their actions to be somewhat less detrimental.

In previous neuroimaging studies of contingency knowledge in healthy volunteers, functional activity of the inferior and superior parietal lobule and the middle frontal gyrus was shown to scale with subjective reports of instrumental contingency (19). In OCD, parietal abnormalities (38) together with diminished caudate-parietal connectivity (39,40) might contribute to the inefficient use of explicit knowledge of instrumental contingencies to guide behavior. The inability to modulate behavior according to action-outcome contingencies in patients might be due not only to abnormal striatal encoding of action-outcome contingencies but also (or alternatively) to an inability of action-outcome metacognitive knowledge (putatively dependent on

parietal activity) to guide responding. In this respect, future empirical testing using functional magnetic resonance imaging would clarify whether a lack of integration between the fronto-parietal system and the caudate contributes to the egodystonic, compulsive nature of OCD.

Accurate subjective judgments, especially for positive contingencies, indicated intact action-outcome knowledge not only in control subjects, as previously shown (14,19–21), but also in patients with OCD. For negative contingencies only, there were subjective judgment inaccuracies in patients, as actions were reported as less detrimental than experienced. Although these findings with negative contingencies should be interpreted with caution in the context of a lack of a main group effect, they suggest that patients with OCD might perceive their actions to have less disadvantageous consequences than experienced. Overall, when noncontingent outcomes were more likely than contingent ones, increased response rates and inaccurate contingency ratings were observed. Even though it remains to be clarified why noncontingent outcomes had a differential effect on behavior and causality judgments, patients had particular difficulties in integrating noncontingent conditional probabilities. Such an effect might depend on a circuit including the posterior caudate and the inferior frontal gyrus, which has been shown to selectively decode noncontingent conditional probabilities (19).

More generally, cognitive theories of OCD (7,41) point to an exaggerated appraisal of intrusive thoughts, which is believed to be critical in the maintenance of the disorder. In this respect, OCD is conceptualized in terms of the impact of inflated evaluation of intrusive thoughts on action. In direct contrast, in the present study patients with OCD showed intact action-outcome contingency knowledge, especially for positive contingencies; however, despite this correct contingency appraisal, they exhibited exaggerated responding. Therefore, rather than supporting a model whereby OCD is maintained by exaggerated and dysfunctional appraisal of action contingencies, the findings suggest that exaggerated actions, possibly rooted in a propensity toward habits (42), lie at the core of the disorder.

Patients exhibited excessive responding when the action-outcome contingency was degraded, the effect being present when contingency was partially and completely degraded. Excessive responding emerged both from insensitivity to free rewards, presumably owing to habitual responding (Figure 4), and from decreased sensitivity to low instrumental contingencies (Figure 3), presumably deriving from a deficient goal-directed system. Our findings resonate with previous studies that used outcome devaluation in appetitive (9) and aversive domains (11). We extended those findings by testing habits via contingency degradation (1). Correct action-outcome contingency appraisal agrees with previous data showing intact awareness of explicit associative contingencies in the case of outcome devaluation in OCD (11), although in a context of multiple action-outcome associations, patients with OCD show weaker knowledge of action-outcome causal relationships (9). Neurocomputational models have also suggested imbalances between the goal-directed and the habitual systems in OCD (25).

Translational work using contingency degradation in rats (13,16,17), marmoset monkeys (18), and humans (14,19,21) has identified corticostriatal determinants of goal-directed and

habitual actions. In rats, lesions of the prelimbic cortex and the dorsomedial striatum (the putative homologue of the human caudate nucleus) prevented action-outcome association encoding during instrumental conditioning (43). In marmosets, insensitivity to contingency degradation was detected following perigenual anterior cingulate and orbitofrontal cortex lesions (18). In humans, activity in the medial prefrontal cortex/medial orbital cortex and the anterior caudate was associated with contingency learning and goal-directed behavior (19,21,44). In healthy volunteers, reduced gray matter volume in the caudate correlated with a propensity toward habits (25). In OCD, a hyperactive caudate nucleus was also related to excessive habit formation, tested in avoidance with outcome devaluation (10). Therefore, lack of behavioral suppression on contingency degradation plausibly depends on abnormalities in circuits also implicated in OCD pathophysiology (23). Animal work has also shown differential sensitivity to outcome devaluation and contingency degradation (45). Such a distinction can be now tested in humans by using the paradigm devised here as well as those using outcome devaluation.

Previous studies have shown that affective states influence the way contingencies are perceived (37). When there is a lack of action-outcome contingency and noncontingent reward occurs frequently, causal control overestimation is observed in nondepressed people. Depressed individuals show instead an accurate detection of the lack of contingency (i.e., depressive realism). In this study, when the contingency was zero, causality judgments increased as a function of the reward density, equally in control subjects and patients. Even though patients were relatively more depressed than control subjects, their emotional/affective state did not influence their contingencies' perception in a way that was significantly different from that of control subjects.

Classical theories predict habit development owing to repetition over time (36), but we did not observe a shift from goal-directed to habitual behavior over early and late experimental phases. This might be due to the experimental design, which did not lend itself to optimal investigation of this possibility. At the beginning, participants experienced the first three blocks in the same order, but then blocks were presented in a semirandomized design. This manipulation might conceivably have diluted the effect of repetition owing to the different number of instrumental contingencies experienced before the relevant critical test across subjects. Furthermore, the short task duration may have limited the possibility of detecting training effects, in line with evidence that limited overtraining in instrumental behaviors often fails to produce habit learning (46).

OCD is known to be linked to serotonergic abnormalities, and there is evidence in healthy humans that diminished serotonin promotes habitual behavior (47). The effect we observed was not apparently due to patients' medication status; such medication is designed to increase serotonergic transmission. This conclusion, however, has limited statistical power owing to the small sample size.

In conclusion, this study shows a mismatch between explicit action-outcome knowledge and behavior, possibly reflecting the ego-dystonic nature of OCD. It reinforces the hypothesis that a deficient goal-directed system is a contributor to OCD,

using the criterion of contingency degradation and employing a novel, translationally valid behavioral paradigm.

ACKNOWLEDGMENTS AND DISCLOSURES

This work was supported by the Wellcome Trust Senior Investigator Award (Grant No. 104631/Z/14/Z [to TWR]), Pinsent Darwin Scholarship in Mental Pathology (to MMV), and Angharad Dodds John Bursary in Mental Health and Neuropsychiatry (to MMV). The work was completed at the Behavioural and Clinical Neuroscience Institute, University of Cambridge, Cambridge, United Kingdom, supported by a joint award from the Medical Research Council and Wellcome Trust (Grant No. G00001354).

We thank all patients and volunteers who took part in this study and Anthony Dickinson and Simon White for their advice.

Presented in part at Society for Neuroscience 2016 Annual Meeting, November 2016, San Diego, California.

RNC receives royalty income for behavioral research control software (not used in this study) and for books (not cited in this study). The other authors report no biomedical financial interests or potential conflicts of interest.

ARTICLE INFORMATION

From the Department of Psychology (MMV, TWR), Behavioural and Clinical Neuroscience Institute (MMV, RNC, AMA-S, TWR), and Department of Psychiatry (RNC, AMA-S), University of Cambridge; Liaison Psychiatry Service (RNC), Cambridgeshire and Peterborough National Health Service Foundation Trust, Cambridge; Hertfordshire Partnership University National Health Service Foundation Trust and University of Hertfordshire (NAF), Hertfordshire; and Cumbria Partnership National Health Service Foundation Trust (AS), National Health Service, Cumbria, United Kingdom.

Address correspondence to Matilde M. Vaghi, Ph.D., Department of Psychology and Behavioural and Clinical Neuroscience Institute, University of Cambridge, Downing Street, Cambridge CB2 3EB, United Kingdom; E-mail: matilde.vaghi@gmail.com.

Received Sep 5, 2018; accepted Sep 18, 2018.

Supplementary material cited in this article is available online at <https://doi.org/10.1016/j.bpsc.2018.09.014>. Raw, unprocessed behavioral data are available at <https://doi.org/10.17863/CAM.32694>.

REFERENCES

- Dickinson A, Balleine B (1994): Motivational control of goal-directed action. *Anim Learn Behav* 22:1–18.
- Everitt BJ, Robbins TW (2005): Neural systems of reinforcement for drug addiction: from actions to habits to compulsion. *Nat Neurosci* 8:1481–1489.
- Robbins T, Gillan CM, Smith DG, de Wit S, Ersche KD (2012): Neurocognitive endophenotypes of impulsivity and compulsivity: Towards dimensional psychiatry. *Trends Cogn Sci* 16:81–91.
- Denys D (2011): Obsessionality and compulsivity: A phenomenology of obsessive-compulsive disorder. *Philos Ethics Humanit Med* 6:3.
- Kozak MJ, Foa EB (1994): Obsessions, overvalued ideas, and delusions in obsessive-compulsive disorder. *Behav Res Ther* 32:343–353.
- Rachman SJ, Hodgson RJ (1980): *Obsessions and Compulsions*. Englewood Cliffs, NJ: Prentice Hall.
- Salkovskis PM (1985): Obsessional-compulsive problems: A cognitive-behavioural analysis. *Behav Res Ther* 23:571–583.
- Steketee G, Frost RO, Cohen I (1998): Beliefs in obsessive-compulsive disorder. *J Anxiety Disord* 12:525–537.
- Gillan CM, Papmeyer M, Morein-Zamir S, Sahakian BJ, Fineberg NA, Robbins TW, de Wit S (2011): Disruption in the balance between goal-directed behavior and habit learning in obsessive-compulsive disorder. *Am J Psychiatry* 168:718–726.
- Gillan CM, Apergis-Schoute AM, Morein-Zamir S, Urcelay GP, Sule A, Fineberg NA, et al. (2015): Functional neuroimaging of avoidance habits in obsessive-compulsive disorder. *Am J Psychiatry* 172:284–293.

OCD: Action-Outcome Knowledge Dissociates From Behavior

11. Gillan CM, Morein-Zamir S, Urcelay GP, Sule A, Voon V, Apergis-Schoute AM, *et al.* (2014): Enhanced avoidance habits in obsessive-compulsive disorder. *Biol Psychiatry* 75:631–638.
12. Vaghi MM, Luyckx F, Sule A, Fineberg NA, Robbins TW, De Martino B (2017): Compulsivity reveals a novel dissociation between action and confidence. *Neuron* 96:348–354.e4.
13. Balleine BW, Dickinson A (1998): Goal-directed instrumental action: Contingency and incentive learning and their cortical substrates. *Neuropharmacology* 37:407–419.
14. Chatlosh DL, Neunaber DJ, Wasserman EA (1985): Response-outcome contingency: Behavioral and judgmental effects of appetitive and aversive outcomes with college students. *Learn Motiv* 16:1–34.
15. Dickinson A, Charnock DJ (1985): Contingency effects with maintained instrumental reinforcement. *Q J Exp Psychol Sect B* 37:397–416.
16. Gourley SL, Olevska A, Zimmermann KS, Ressler KJ, DiLeone RJ, Taylor JR (2013): The orbitofrontal cortex regulates outcome-based decision-making via the lateral striatum. *Eur J Neurosci* 38:2382–2388.
17. Hammond LJ (1980): The effect of contingency upon the appetitive conditioning of free-operant behavior. *J Exp Anal Behav* 34:297–304.
18. Jackson SAW, Horst NK, Pears A, Robbins TW, Roberts AC (2016): Role of the perigenual anterior cingulate and orbitofrontal cortex in contingency learning in the marmoset. *Cereb Cortex* 26:3273–3284.
19. Liljeholm M, Tricomi E, O'Doherty JP, Balleine BW (2011): Neural correlates of instrumental contingency learning: Differential effects of action-reward conjunction and disjunction. *J Neurosci* 31:2474–2480.
20. Shanks DR, Dickinson A (1991): Instrumental judgment and performance under variations in action-outcome contingency and contiguity. *Mem Cognit* 19:353–360.
21. Tanaka SC, Balleine BW, O'Doherty JP (2008): Calculating consequences: Brain systems that encode the causal effects of actions. *J Neurosci* 28:6750–6755.
22. Dickinson A, Mulatero CW (1989): Reinforcer specificity of the suppression of instrumental performance on a non-contingent schedule. *Behav Processes* 19:167–180.
23. Saxena S, Rauch SL (2000): Functional neuroimaging and the neuroanatomy of obsessive-compulsive disorder. *Psychiatr Clin North Am* 23:563–586.
24. Sjoerds Z, de Wit S, van den Brink W, Robbins TW, Beekman AT, Penninx BW, Veltman DJ (2013): Behavioral and neuroimaging evidence for overreliance on habit learning in alcohol-dependent patients. *Transl Psychiatry* 3:e337.
25. Voon V, Derbyshire K, Rück C, Irvine MA, Worbe Y, Enander J, *et al.* (2015): Disorders of compulsivity: A common bias towards learning habits. *Mol Psychiatry* 20:345–352.
26. Frost RO, Sher KJ, Geen T (1986): Psychopathology and personality characteristics of nonclinical compulsive checkers. *Behav Res Ther* 24:133–143.
27. Frost RO, Krause MS, McMahon MJ, Peppe J, Evans M, McPhee AE, Holden M (1993): Compulsivity and superstition. *Behav Res Ther* 31:423–425.
28. Reuven-Magril O, Dar R, Liberman N (2008): Illusion of control and behavioral control attempts in obsessive-compulsive disorder. *J Abnorm Psychol* 117:334–341.
29. Goodman WK, Price LH, Rasmussen SA, Mazure C, Fleischmann RL, Hill CL, *et al.* (1989): The Yale-Brown Obsessive Compulsive Scale. I. Development, use, and reliability. *Arch Gen Psychiatry* 46:1006–1011.
30. Pertusa A, Frost RO, Fullana MA, Samuels J, Steketee G, Tolin D, *et al.* (2010): Refining the diagnostic boundaries of compulsive hoarding: A critical review. *Clin Psychol Rev* 30:371–386.
31. Allan LG (1980): A note on measurement of contingency between two binary variables in judgment tasks. *Bull Psychon Soc* 15:147–149.
32. Barr DJ, Levy R, Scheepers C, Tily HJ (2013): Random effects structure for confirmatory hypothesis testing: Keep it maximal. *J Mem Lang* 68(3).
33. Keppel G (1991): *Design and Analysis: A Researcher's Handbook*, 3rd ed. London: Prentice-Hall.
34. Patton JH, Stanford MS, Barratt ES (1995): Factor structure of the Barratt Impulsiveness Scale. *J Clin Psychol* 51:768–774.
35. Cardinal RN, Aitken MRF (2013): *ANOVA for the Behavioral Sciences Researcher*. New York: Psychology Press.
36. Dickinson A (1985): Actions and habits: The development of behavioural autonomy. *Philos Trans R Soc Lond B Biol Sci* 308:67–78.
37. Alloy LB, Abramson LY (1979): Judgment of contingency in depressed and nondepressed students: Sadder but wiser? *J Exp Psychol Gen* 108:441–485.
38. Menzies L, Chamberlain SR, Laird AR, Thelen SM, Sahakian BJ, Bullmore ET (2008): Integrating evidence from neuroimaging and neuropsychological studies of obsessive-compulsive disorder: The orbitofronto-striatal model revisited. *Neurosci Biobehav Rev* 32:525–549.
39. Harrison BJ, Pujol J, Cardoner N, Deus J, Alonso P, López-Solà M, *et al.* (2013): Brain corticostriatal systems and the major clinical symptom dimensions of obsessive-compulsive disorder. *Biol Psychiatry* 73:321–328.
40. Vaghi MM, Vértes PE, Kitzbichler MG, Apergis-Schoute AM, van der Flier FE, Fineberg NA, *et al.* (2017): Specific frontostriatal circuits for impaired cognitive flexibility and goal-directed planning in obsessive-compulsive disorder: Evidence from resting-state functional connectivity. *Biol Psychiatry* 81:708–717.
41. Shafran R, Thordarson DS, Rachman S (1996): Thought-action fusion in obsessive compulsive disorder. *J Anxiety Disord* 10:379–391.
42. Gillan CM, Robbins TW (2014): Goal-directed learning and obsessive-compulsive disorder. *Phil Trans R Soc B* 369:20130475.
43. Yin HH, Knowlton BJ, Balleine BW (2005): Blockade of NMDA receptors in the dorsomedial striatum prevents action-outcome learning in instrumental conditioning. *Eur J Neurosci* 22:505–512.
44. Tricomi EM, Delgado MR, Fiez JA (2004): Modulation of caudate activity by action contingency. *Neuron* 41:281–292.
45. Barker JM, Taylor JR (2014): Habitual alcohol seeking: Modeling the transition from casual drinking to addiction. *Neurosci Biobehav Rev* 47:281–294.
46. de Wit S, Kindt M, Knot SL, Verhoeven AAC, Robbins TW, Gasull-Camos J, *et al.* (2018): Shifting the balance between goals and habits: Five failures in experimental habit induction. *J Exp Psychol Gen* 147:1043–1065.
47. Worbe Y, Savulich G, Voon V, Fernandez-Egea E, Robbins TW (2014): Serotonin depletion induces 'waiting impulsivity' on the human four-choice serial reaction time task: Cross-species translational significance. *Neuropsychopharmacology* 39:1519–1526.