

RESEARCH ARTICLE

Life-History Traits of *Macrolophus pygmaeus* with Different Prey Foods

Serigne Sylla^{1,2*}, Thierry Brévault^{2,3}, Karamoko Diarra¹, Philippe Bearez⁴, Nicolas Desneux⁴

1 Université Cheikh Anta Diop (UCAD), Equipe Production et Protection Intégrées en Agroécosystèmes Horticoles - 2PIA, Faculté des Sciences et Techniques, Dakar, Senegal, **2** BIOPASS, ISRA-UCAD-IRD, Dakar, Senegal, **3** CIRAD, UPR AIDA, F-34398 Montpellier, France, **4** INRA (French National Institute for Agricultural Research), Univ. Nice Sophia Antipolis, CNRS, UMR 1355–7254, Institut Sophia Agrobiotech, 06903, Sophia Antipolis, France

* syllaserigne2@gmail.com



CrossMark
click for updates

Abstract

Macrolophus pygmaeus Rambur (Hemiptera: Miridae) is a generalist predatory mirid widely used in augmentative biological control of various insect pests in greenhouse tomato production in Europe, including the invasive tomato leafminer, *Tuta absoluta* (Meyrick) (Lepidoptera, Gelechiidae). However, its biocontrol efficacy often relies on the presence of alternative prey. The present study aimed at evaluating the effect of various prey foods (*Ephestia kuehniella* eggs, *Bemisia tabaci* nymphs, *Tuta absoluta* eggs and *Macrosiphum euphorbiae* nymphs) on some life history traits of *M. pygmaeus*. Both nymphal development and adult fertility of *M. pygmaeus* were significantly affected by prey food type, but not survival. Duration of nymphal stage was higher when *M. pygmaeus* fed on *T. absoluta* eggs compared to the other prey. Mean fertility of *M. pygmaeus* females was greatest when fed with *B. tabaci* nymphs, and was greater when offered *M. euphorbiae* aphids and *E. kuehniella* eggs than when offered *T. absoluta* eggs. Given the low quality of *T. absoluta* eggs, the efficacy of *M. pygmaeus* to control *T. absoluta* may be limited in the absence of other food sources. Experiments for assessing effectiveness of generalist predators should involve the possible impact of prey preference as well as a possible prey switching.

OPEN ACCESS

Citation: Sylla S, Brévault T, Diarra K, Bearez P, Desneux N (2016) Life-History Traits of *Macrolophus pygmaeus* with Different Prey Foods. PLoS ONE 11(11): e0166610. doi:10.1371/journal.pone.0166610

Editor: Patrizia Falabella, Università degli Studi della Basilicata, ITALY

Received: June 21, 2016

Accepted: October 13, 2016

Published: November 21, 2016

Copyright: © 2016 Sylla et al. This is an open access article distributed under the terms of the [Creative Commons Attribution License](https://creativecommons.org/licenses/by/4.0/), which permits unrestricted use, distribution, and reproduction in any medium, provided the original author and source are credited.

Data Availability Statement: Data are from the *Tuta absoluta* study whose authors may be contacted at syllaserigne2@gmail.com

Funding: We express our sincere gratitude to IRD (AIRD) under Grant PEERS-BIOBIO-2013, CIRAD (Action incitative 2014), and IFS for financial support.

Competing Interests: The authors have declared that no competing interests exist.

Introduction

The tomato leaf miner, *Tuta absoluta* (Meyrick) (Lepidoptera, Gelechiidae) is a major invasive pest. Originating from South America, *T. absoluta* was first detected in Spain in 2006 and has spread to several European, Middle Eastern, Africa North of the Sahel and sub-Saharan Africa countries [1–3]; the infestation is likely to persist even in Northern parts of the Eurasian continent [2] as the pest is able to overwinter successfully e.g. in Belgium [4]. Losses can reach 100% of both field and greenhouse production for fresh market due to leaf mining and fruit damage. Tomato growers often rely on systematic use of insecticides to control *T. absoluta* infestations, with potentially undesired side effects on non-target organisms [5,6], and potential selection of insecticide-resistant *T. absoluta* populations [7,8]. Integrated pest management (IPM) is

promoted by FAO and Europe (Directive 2009/128/EC) as a sustainable approach to crop protection that minimizes the use of pesticides. It is based on the combination of preventive methods and monitoring of pests and their damage, but also on the use of biological, physical, and other sustainable non-chemical methods if they provide suitable pest control. Biological control (BC) which relies on the use of living organisms (natural enemies) to reduce pest populations is a key component of IPM [1,9,10]. It includes classical (introduction of natural enemies to a new area), augmentation (supplemental release of natural enemies), and conservation BC (habitat managed to favor natural enemies). However, biological control is not widely implemented in pest management programs, mostly due to growers' lack of knowledge on biology and ecology of both pests and their natural enemies.

Generalist predators are known to greatly contribute to biological control of many agricultural pests in the world [11]. In the last five years, studies have documented the biology and effectiveness of the zoophytophagous predatory *Macrolophus pygmaeus* Rambur (Hemiptera, Miridae) to control various crop pests [12,13]. Those predatory mirids are efficient natural enemies for controlling whiteflies, thrips, aphids, mites and lepidopteran pests [14–17]. Recent results showed that *M. pygmaeus* is also a suitable predator of the invasive pest *T. absoluta* [2,10,18,19]. This predatory mirid is a key component of newly developed integrated pest management (IPM) for tomato crops in Europe. However, predatory mirids need alternative prey to establish and increase their populations [20]. For example, studies showed that *M. pygmaeus* populations increase when they feed on *Ephestia kuehniella* (Lepidoptera, Pyralidae) eggs and *Artemia* cysts as alternative food sources [21–23]. Moreover, it has been shown that *T. absoluta* on tomato plants as exclusive food source was insufficient to obtain a significant and stable *M. pygmaeus* population, compared to feeding on *E. kuehniella* eggs on tomato [20]. However, the association of *Bemisia tabaci* (Gennadius) (Hemiptera, Aleyrodidae) and *T. absoluta* as food source for *M. pygmaeus* provides effective pest control [24,25]. *Macrosiphum euphorbiae* (Thomas) and *Myzus persicae* (Sulzer) (Homoptera, Aphididae) are the rare aphid species that can survive on tomato plants [26]. Some studies indicate that *Macrolophus basicornis* (Hemiptera: Miridae) can survive and reproduce with *M. euphorbiae* aphids as prey, but that this food source negatively affects female fertility [27]. Studies on the seasonal abundance of aphids and their natural enemies in tomato fields in 1992–1993 in Greece showed that *M. pygmaeus* was the most important predator of aphids [26,28]. *M. pygmaeus* develops also well on the aphid *M. persicae* on pepper and tomato [26,29]. However, little is known on *M. pygmaeus* fitness when feeding of *M. euphorbiae*. The present study aimed at comparing nymphal development time and reproductive performance of *M. pygmaeus* when preying *T. absoluta* eggs, *E. kuehniella* eggs, *B. tabaci* nymphs, or *M. euphorbiae* aphids.

Materials and Methods

Plants and insects

Plants used in the experiments were 5 week-old tomato plants, *Solanum lycopersicum* L. (cv Marmande) grown in climatic chambers at $24 \pm 1^\circ\text{C}$, $60 \pm 5\%$ RH, and photoperiod 16L: 8D. *T. absoluta*, *B. tabaci* and *M. euphorbiae* were reared on caged tomato plants (120 x 70 x 125 cm) in climatic chambers at $24 \pm 1^\circ\text{C}$, $60 \pm 5\%$ RH, and photoperiod 16L: 8D. Both *B. tabaci* and *T. absoluta* insects originated from a lab colony, respectively reared on tobacco and tomato plants. *M. euphorbiae* aphids were collected from INRA-ISA tomato greenhouses. *M. pygmaeus* adults and *E. kuehniella* eggs were provided by Biotop (Livron-sur-Drôme, France).

Feeding bioassays

Development time and juvenile survival of *M. pygmaeus* were assessed according to different food sources: (a) *T. absoluta* eggs, (b) *B. tabaci* nymphs, (c) *M. Euphorbiae* nymphs and (d) *E. kuehniella* eggs. Newly emerged *M. pygmaeus* nymphs (at stage N1) were individually transferred into 10-ml tubes with one tomato leaflet. Every two days, tubes were checked for nymphal stage. Food was supplied every two days and the quantity offered depended on the nymphal stage of the predator. Food quantity offered to each nymphal stage was estimated following a preliminary experiment in the laboratory. *M. pygmaeus* nymphal stages N1, N2, N3, N4, and N5, were respectively offered 10, 18, 24, 32, 36 *T. absoluta* eggs, 8, 12, 16, 24, 24, 28 *E. kuehniella* eggs, 20, 24, 24, 40, 40 *B. tabaci* nymphs, and 20, 20, 30, 30, 30 *M. euphorbiae* nymphs. The tomato leaflet was changed when necessary. Nymphal development and survival were checked daily until either death or adulthood. Nymphs that died on the first day of the experiment were replaced by new ones, as it was assumed that this was not due to prey food. Each test was replicated 30 times.

Ten newly emerged pairs of *M. pygmaeus* adults originating from the previous bioassay were transferred to ventilated plastic cups (7 cm-diameter, 10 cm-height) containing 5-week old tomato plants. *M. pygmaeus* adults were fed with respective food until the female died. Each pair was transferred to a new plastic cup with another tomato plant every 4 days. For each plastic cup, total offspring (first-instar nymphs) produced per female was recorded twelve days later because, by counting nymphs, as eggs laid by *M. pygmaeus* on plant stems are hardly visible.

Statistical analyses

Analyses were performed with the R software version 3.2.2 (R Development Core Team). Prior to analysis, data from experiment were tested for normality (Shapiro-Wilk test) and homogeneity of variances (Bartlett test). Development time (from N1 to N5) of nymphs and fecundity (number of first instar nymphs produced per female) were analyzed using generalized linear models (GLM) based respectively on a Poisson (link = log) and a Gaussian (link = identity) distribution. Post hoc multiple comparisons of mean values were performed using the Newman-Keuls method (package *multcomp*). Survival rates were compared using a Kaplan Meier survivorship test (SPSS).

Results

A significant effect of prey food on the development time (N1 to N5) of *M. pygmaeus* was observed ($F_{3, 103} = 16.6, P < 0.001$). *M. pygmaeus* required more time to reach the adult stage when offered exclusively *T. absoluta* eggs, compared to *E. kuehniella* eggs, *M. euphorbiae* and *B. tabaci* nymphs (Fig 1). However, prey food did not affect survival of *M. pygmaeus* Kaplan Meier survivorship (Breslow Generalized Wilcoxon test); $\chi^2 = 3.182; df = 3; P = 0.364$ (Fig 2). A significant effect of prey food on the number of first-instar nymphs produced per female was observed ($F_{3, 36} = 142.9, P < 0.001$). Mean fertility of *M. pygmaeus* females was greatest when fed with *B. tabaci* nymphs, and was greater when offered *M. euphorbiae* aphids and *E. kuehniella* eggs than when offered *T. absoluta* eggs (Fig 3).

Discussion

The present study showed a longer duration of nymphal development and lower fertility of *M. pygmaeus* when fed with *T. absoluta* eggs, compared to other prey foods such as *E. kuehniella* eggs, *B. tabaci* nymphs and *M. euphorbiae* nymphs. Our results support a previous study

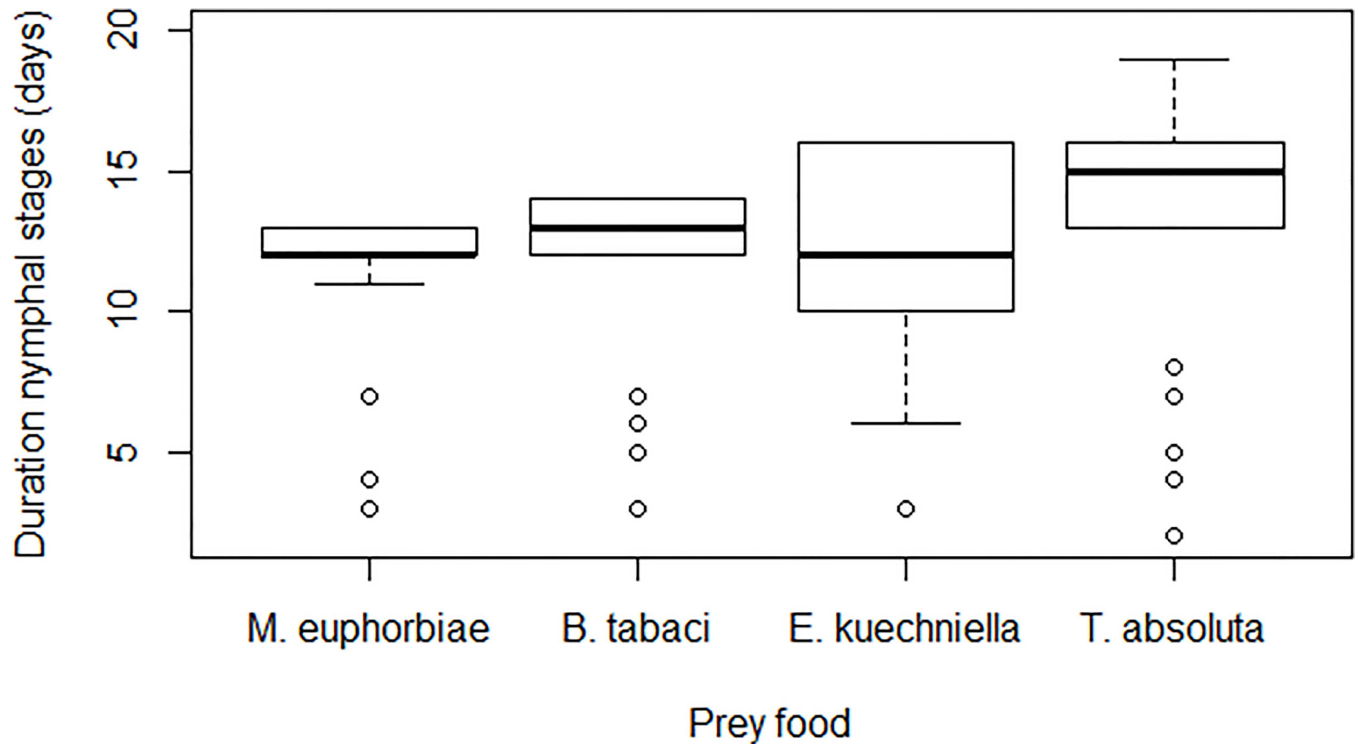


Fig 1. Median duration of nymphal stages (days \pm SEM) of *Microlophus pygmaeus* fed on *Tuta absoluta* eggs, *Ephestia kuechniella* eggs, *M. euphorbiae* nymphs or *Bemisia tabaci* nymphs. Bars topped by same letter are not statistically different ($P < 0.05$).

doi:10.1371/journal.pone.0166610.g001

showing that fertility was lower when *M. pygmaeus* were fed with *T. absoluta* eggs compared to *E. kuechniella* eggs [20]. However, authors did not show significant differences between prey foods regarding development time. *T. absoluta* eggs are probably of low nutritional quality for

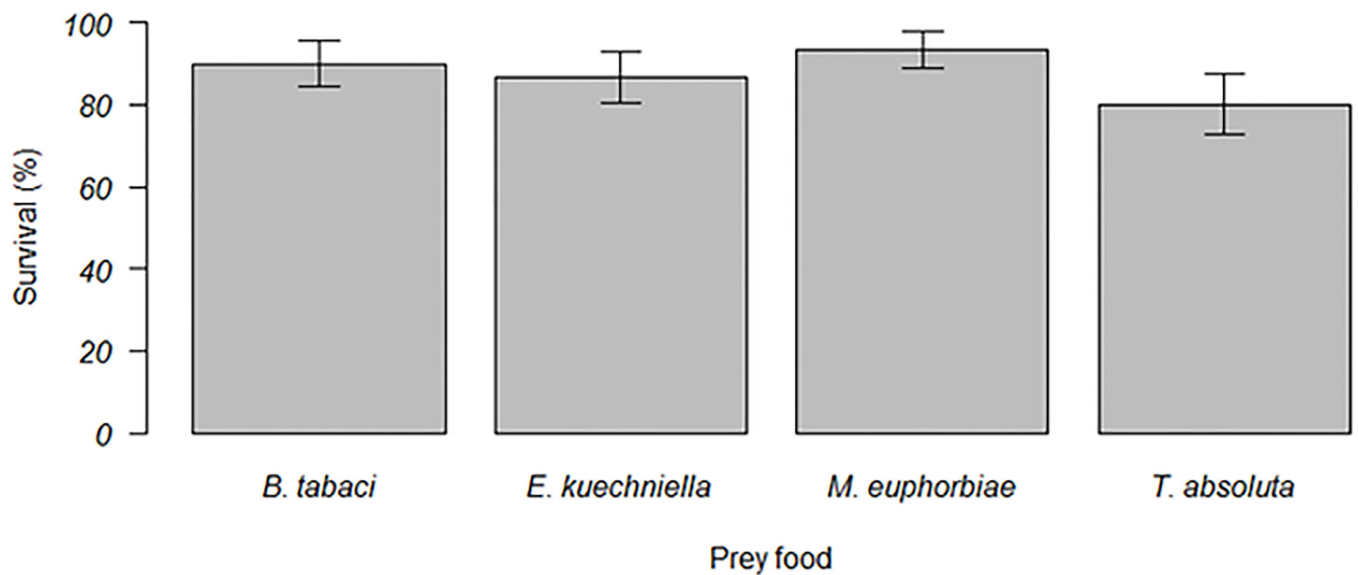


Fig 2. Mean survival (\pm SEM) of immature stages of *Macrolophus pygmaeus* fed on *Tuta absoluta* eggs, *Ephestia kuechniella* eggs, *Macrosiphon euphorbiae* nymphs or *Bemisia tabaci* nymphs.

doi:10.1371/journal.pone.0166610.g002

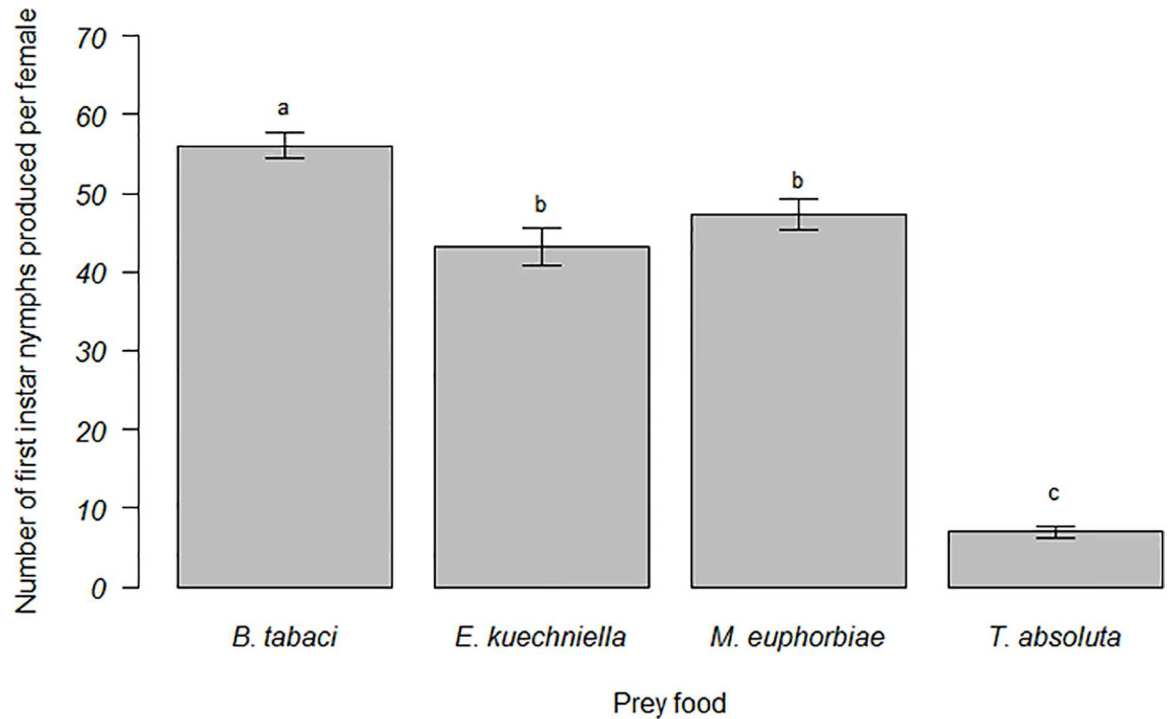


Fig 3. Mean fertility (number of first-instar nymphs \pm SEM) of *Macrolophus pygmaeus* fed on *Tuta absoluta* eggs, *Ephestia kuehniella* eggs, *Macrosiphon euphorbiae* nymphs or *Bemisia tabaci* nymphs. Bars topped by same letter are not statistically different ($P < 0.05$).

doi:10.1371/journal.pone.0166610.g003

the generalist predator *M. pygmaeus*, and its role as a biocontrol agent is probably limited in the absence of other food sources. Other studies showed that *M. pygmaeus* can exhibit prey switching when foraging in patches with disproportionate densities of *T. absoluta* and *B. tabaci* [30]. This particular behavior might result in effective regulation of both prey populations [24,25]. The same phenomenon has been observed for the generalist predator, *Orius insidiosus* (Hemiptera:Anthocoridae), in presence of the soybean aphid [31,32]. Thus, alternative prey could provide good control of *T. absoluta* by increasing density of *M. pygmaeus* populations [25].

Higher fitness was observed when *M. pygmaeus* fed on *M. euphorbiae* nymphs. Our results corroborate previous studies [17,27,33–34] indicating that aphids in general are good prey for *M. pygmaeus*. These authors showed that *M. persicae* as a food source increases *M. pygmaeus* longevity and reproduction rate, especially when these aphids were reared on pepper plants. Thus, nutritional value of aphids is probably linked to host plant quality or aphid adaptation. Lykouressis et al. [35] reported similar trend when *Aphis fabae solanella* (Hemiptera, Aphididae) were fed on *Solanum nigrum* L. compared to *Dittrichia viscosa* (L.) Greuter, (Asteraceae). Opposite effect was observed with other aphid species. For example, development of *M. pygmaeus* was inhibited when fed on *A. gossypii* on cucumber or *Capitophorus inulae* (Homoptera: Aphididae) on *D. viscosa* [26]. Fitness of predators such as *M. pygmaeus* might depend not only on the type of prey food but also on the host plant of the prey. It could also depend on both the host plant and genotype of the prey. For example, fitness of *A. gossypii* on different host plants such as cucumber, cotton, okra and eggplant, depends on genotype (host races) [36].

Integrated pest management (IPM) strategies are being increasingly used in open field and greenhouse crops [37–39]. In the last three decades, invasive pests such as the leafminer, *Liriomyza trifolii* (Diptera: Agromyzidae), thrips, *Frankliniella occidentalis* (Thysanoptera: Thripidae) and the whitefly *B. tabaci* [24,25,40] have posed a major threat for the continuous production of vegetable crops. Nowadays, these pests are fully integrated in agro-ecosystems and are successfully controlled by IPM programs based on the use of natural enemies, particularly generalist predators [10]. The same trend has been experienced for the control of aphids [41,42] and *T. absoluta* [10,20,43]. Our results show that *M. euphorbiae*, as an aphid species capable of colonizing tomato crops, is of good quality as food source for *M. pygmaeus*. They also confirm that *B. tabaci* and *E. kuehniella* are of good quality as food source for *M. pygmaeus*. They could be useful for IPM programs to control *T. absoluta* pest when present simultaneously in tomato crops. These results indicate that experiments on predation should involve preference and prey switching of *M. pygmaeus* in order to assess the effectiveness of generalist predators to efficiently control *T. absoluta* infestations.

Acknowledgments

We express our sincere gratitude to IRD (AIRD) under Grant PEERS-BIOBIO-2013, CIRAD (Action incitative 2014), and IFS for financial support. We thank Edwige Amiens-Desneux and Han Peng (INRA) for input and advice during the experiments.

Author Contributions

Conceived and designed the experiments: SS ND.

Performed the experiments: SS TB PB ND.

Analyzed the data: SS.

Contributed reagents/materials/analysis tools: SS TB KD PB ND.

Wrote the paper: SS TB ND.

References

1. Desneux N, Wajnberg E, Wyckhuys KAG, Burgio G, Arpaia S, Narváez-Vasquez CA, et al. Biological invasion of European tomato crops by *Tuta absoluta*: ecology, geographic expansion and prospects for biological control. *J Pest Sci.* 2010; 83: 197–215.
2. Desneux N, Luna MG, Guillemaud T, Urbaneja A. The invasive South American tomato pinworm, *Tuta absoluta*, continues to spread in Afro-Eurasia and beyond: the new threat to tomato world production. *J Pest Sci.* 2011; 84: 403–408.
3. Guillemaud T, Blin A, Le Goff I, Desneux N, Reyes CM, Tabone E, Tsagkarakou A, et al. The tomato borer, *Tuta absoluta*, invading the Mediterranean Basin, originates from a single introduction from Central Chile. *Sci Rep.* 5:8371. doi: [10.1038/srep08371](https://doi.org/10.1038/srep08371) PMID: [25667134](https://pubmed.ncbi.nlm.nih.gov/25667134/)
4. Van Damme V, Berkvens N, Moerkens R, Berckmoes E, Wittermans L, De Vis R, et al. Overwintering potential of the invasive leafminer *Tuta absoluta* (Meyrick) (Lepidoptera: Gelechiidae) as a pest in greenhouse tomato production in Western Europe. *J Pest Sci.* 2015; 88: 533–541.
5. Biondi A, Desneux N, Siscaro G, Zappalà L. Using organic-certified rather than synthetic pesticides may not be safer for biological control agents: Selectivity and side effects of 14 pesticides on the predator *Orius laevigatus*. *Chemosphere.* 2012; 87: 803–812. doi: [10.1016/j.chemosphere.2011.12.082](https://doi.org/10.1016/j.chemosphere.2011.12.082) PMID: [22342338](https://pubmed.ncbi.nlm.nih.gov/22342338/)
6. Desneux N, Decourtye A, Delpuech J-M. The sublethal effects of pesticides on beneficial arthropods. *Annu Rev Entomol.* 2007; 52: 81–106. doi: [10.1146/annurev.ento.52.110405.091440](https://doi.org/10.1146/annurev.ento.52.110405.091440) PMID: [16842032](https://pubmed.ncbi.nlm.nih.gov/16842032/)
7. Campos MR, Silva TBM, Silva WM, Silva JE, Siqueira HAA. Spinosyn resistance in the tomato borer *Tuta absoluta* (Meyrick) (Lepidoptera: Gelechiidae). *J Pest Sci.* 2015; 88: 405–412.

8. Roditakis E, Vasakis E, Grispou M, Stavrakaki M, Nauen R, Gravouil M, et al. First report of *Tuta absoluta* resistance to diamide insecticides. *J Pest Sci.* 2015; 88: 9–16.
9. Urbaneja A, Desneux N, Gabarra R, Arnó J, González-Cabrera J, Mafra Neto A, et al. Biology, ecology and management of the South American tomato pinworm, *Tuta absoluta*. *Potential Invasive Pests Agric Crops.* 2013; 3: 98.
10. Zappalà L, Biondi A, Alma A, Al-Jboory IJ, Arnò J, Bayram A, et al. Natural enemies of the South American moth, *Tuta absoluta*, in Europe, North Africa and Middle East, and their potential use in pest control strategies. *J Pest Sci.* 2013; 86: 635–647.
11. Symondson WOC, Sunderland KD, Greenstone MH. Can Generalist Predators Be Effective Biocontrol Agents? *1. Annu Rev Entomol.* 2002; 47: 561–594. doi: [10.1146/annurev.ento.47.091201.145240](https://doi.org/10.1146/annurev.ento.47.091201.145240) PMID: [11729085](https://pubmed.ncbi.nlm.nih.gov/11729085/)
12. Perez-Hedo M, Urbaneja A. Prospects for predatory mirid bugs as biocontrol agents of aphids in sweet peppers. *J Pest Sci.* 2015; 88: 65–73.
13. Perez-Hedo M, Bouagga S, Jaques JA, Flors V, Urbaneja A. Tomato plant responses to feeding behavior of three zoophytophagous predators (Hemiptera: Miridae). *Biol Control.* 2015; 86: 46–51.
14. Alomar O, Goula M, Albajes R. Colonisation of tomato fields by predatory mirid bugs (Hemiptera: Heteroptera) in northern Spain. *Agric Ecosyst Environ.* 2002; 89: 105–115.
15. Castañé C, Zapata R. Rearing the predatory bug *Macrolophus caliginosus* on a meat-based diet. *Biol Control.* 2005; 34: 66–72.
16. Castañé C, Arnó J, Gabarra R, Alomar O. Plant damage to vegetable crops by zoophytophagous mirid predators. *Biol Control.* 2011; 59: 22–29.
17. Perdakis D, Fantinou A, Lykouressis D. Enhancing pest control in annual crops by conservation of predatory Heteroptera. *Biol Control.* 2011; 59: 13–21.
18. Han P, Bearez P, Adamowicz S, Lavoit A-V, Amiens-Desneux E, Desneux N. Nitrogen and water limitations in tomato plants trigger negative bottom-up effects on the omnivorous predator *Macrolophus pygmaeus*. *J Pest Sci.* 2015; 88: 685–691.
19. Urbaneja A, Montón H, Mollá O. Suitability of the tomato borer *Tuta absoluta* as prey for *Macrolophus pygmaeus* and *Nesidiocoris tenuis*. *J Appl Entomol.* 2009; 133: 292–296.
20. Mollá O, Biondi A, Alonso-Valiente M, Urbaneja A. A comparative life history study of two mirid bugs preying on *Tuta absoluta* and *Ephesia kuehniella* eggs on tomato crops: implications for biological control. *BioControl.* 2014; 59: 175–183.
21. Perdakis D, Lucas E, Garantonakis N, Giatropoulos A, Kitsis P, Maselou D, et al. Intraguild predation and sublethal interactions between two zoophytophagous mirids, *Macrolophus pygmaeus* and *Nesidiocoris tenuis*. *Biol Control.* 2014; 70: 35–41.
22. Put K, Bollens T, Wäckers FL, Pekas A. Type and spatial distribution of food supplements impact population development and dispersal of the omnivore predator *Macrolophus pygmaeus* (Rambur) (Hemiptera: Miridae). *Biol Control.* 2012; 63: 172–180.
23. Vandekerkhove B, Parmentier L, Van Stappen G, Grenier S, Febvay G, Rey M, et al. *Artemia* cysts as an alternative food for the predatory bug *Macrolophus pygmaeus*. *J Appl Entomol.* 2009; 133: 133–142.
24. Jaworski CC, Chailleux A, Bearez P, Desneux N. Apparent competition between major pests reduces pest population densities on tomato crop, but not yield loss. *J Pest Sci.* 2015; 88: 793–803.
25. Bompard A, Jaworski CC, Bearez P, Desneux N. Sharing a predator: can an invasive alien pest affect the predation on a local pest? *Popul Ecol.* 2013; 55: 433–440.
26. Perdakis DC, Lykouressis DP. Life table and biological characteristics of *Macrolophus pygmaeus* when feeding on *Myzus persicae* and *Trialeurodes vaporariorum*. *Entomol Exp Appl.* 2002; 102: 261–272.
27. Díaz HLB, Louzadall E, Mourall N, de los Angeles Martínez M, Riverol VEPB. Life table of *Macrolophus basicornis* (Hemiptera: Miridae) preying on *Myzus persicae* (Sulzer) and *Macrosiphum euphorbiae* (Thomas) (Hemiptera: Aphididae). *Rev Protección Veg.* 2014; 29: 94.
28. Perdakis DC, Lykouressis DP, Economou LP. The influence of temperature, photoperiod and plant type on the predation rate of *Macrolophus pygmaeus* on *Myzus persicae*. *BioControl.* 1999; 44: 281–289.
29. Perdakis DC, Lykouressis DP. *Myzus persicae* (Homoptera: Aphididae) as suitable prey for *Macrolophus pygmaeus* (Hemiptera: Miridae) population increase on pepper plants. *Environ Entomol.* 2004; 33: 499–505.
30. Jaworski CC, Bompard A, Genies L, Amiens-Desneux E, Desneux N. Preference and Prey Switching in a Generalist Predator Attacking Local and Invasive Alien Pests. Dickens JC, editor. *PLoS ONE.* 2013; 8: e82231. doi: [10.1371/journal.pone.0082231](https://doi.org/10.1371/journal.pone.0082231) PMID: [24312646](https://pubmed.ncbi.nlm.nih.gov/24312646/)

31. Desneux N, O'neil RJ, Yoo HJS. Suppression of population growth of the soybean aphid, *Aphis glycines* Matsumura, by predators: the identification of a key predator and the effects of prey dispersion, predator abundance, and temperature. *Environ Entomol.* 2006; 35: 1342–1349.
32. Desneux N, O'Neil RJ. Potential of an alternative prey to disrupt predation of the generalist predator, *Orius insidiosus*, on the pest aphid, *Aphis glycines*, via short-term indirect interactions. *Bull Entomol Res.* 2008; 98: 631–639. doi: [10.1017/S0007485308006238](https://doi.org/10.1017/S0007485308006238) PMID: [18845007](https://pubmed.ncbi.nlm.nih.gov/18845007/)
33. Perdikis DC, Lykouressis DP. *Myzus persicae* (Homoptera: Aphididae) as Suitable Prey for *Macrolophus pygmaeus* (Hemiptera: Miridae) Population Increase on Pepper Plants. *Environ Entomol.* 2004; 33: 499–505.
34. Pérez-Hedo M, Urbaneja A. Prospects for predatory mirid bugs as biocontrol agents of aphids in sweet peppers. *J Pest Sci.* 2015; 88: 65–73.
35. Lykouressis D, Giatropoulos A, Perdikis D, Favas C. Assessing the suitability of noncultivated plants and associated insect prey as food sources for the omnivorous predator *Macrolophus pygmaeus* (Hemiptera: Miridae). *Biol Control.* 2008; 44: 142–148.
36. Carletto J, Lombaert E, Chavigny P, BréVault T, Lapchin L, Vanlerberghe-Masutti F. Ecological specialization of the aphid *Aphis gossypii* Glover on cultivated host plants. *Mol Ecol.* 2009; 18: 2198–2212. doi: [10.1111/j.1365-294X.2009.04190.x](https://doi.org/10.1111/j.1365-294X.2009.04190.x) PMID: [19635073](https://pubmed.ncbi.nlm.nih.gov/19635073/)
37. Lenteren JC van. Success in Biological Control of Arthropods by Augmentation of Natural Enemies [Internet]. Springer Netherlands; 2000. Available: http://link.springer.com/chapter/10.1007/978-94-011-4014-0_3
38. Bockmann E, Hommes M, Meyhofer R. Yellow traps reloaded: what is the benefit for decision making in practice? *J Pest Sci.* 2015; 88: 439–449.
39. Nogja VK, Meghwal RR. Resistance in cotton strains and cultivars to *Bemisia tabaci* (Hemiptera: Aleyrodidae): leaf shape. *Entomol Gen.* 2014; 35: 11–19.
40. Jiao XG, Xie W, Guo LT, Liu BM, Wang SL, Wu QJ, Zhang YJ. Differing effects of cabbage and pepper on B and Q putative species of *Bemisia tabaci*. *J Pest Sci.* 2014; 87: 629–637.
41. Losey JE, Denno RF. Positive predator-predator interactions: enhanced predation rates and synergistic suppression of aphid populations. *Ecology.* 1998; 79: 2143–2152.
42. LaRock DR, Ellington JJ, others. An integrated pest management approach, emphasizing biological control, for pecan aphids. *Southwest Entomol.* 1996; 21: 153–166.
43. Chailleux A, Desneux N, Arnó J, Gabarra R. Biology of two key palaeartic larval ectoparasitoids when parasitizing the invasive pest *Tuta absoluta*. *J Pest Sci.* 2015; 87: 441–448.