



# Research Progress on $\text{Na}_3\text{V}_2(\text{PO}_4)_3$ Cathode Material of Sodium Ion Battery

Xianguang Zeng<sup>1,2\*</sup>, Jing Peng<sup>1</sup>, Yi Guo<sup>1</sup>, Huafeng Zhu<sup>3</sup> and Xi Huang<sup>1</sup>

<sup>1</sup> Institute of Material and Chemical Engineering, Sichuan University of Science and Engineering, Zigong, China, <sup>2</sup> Material Corrosion and Protection Key Laboratory of Sichuan Province, Zigong, China, <sup>3</sup> Zigong Langxingda Technology Co., Ltd., Zigong, China

Sodium ion batteries (SIBs) are one of the most potential alternative rechargeable batteries because of their low cost, high energy density, high thermal stability, and good structure stability. The cathode materials play a crucial role in the cycling life and safety of SIBs. Among reported cathode candidates,  $\text{Na}_3\text{V}_2(\text{PO}_4)_3$  (NVP), a representative electrode material for sodium super ion conductor, has good application prospects due to its good structural stability, high ion conductivity and high platform voltage (~3.4 V). However, its practical applications are still restricted by comparatively low electronic conductivity. In this review, recent progresses of  $\text{Na}_3\text{V}_2(\text{PO}_4)_3$  are well summarized and discussed, including preparation and modification methods, electrochemical properties. Meanwhile, the future research and further development of  $\text{Na}_3\text{V}_2(\text{PO}_4)_3$  cathode are also discussed.

**Keywords:**  $\text{Na}_3\text{V}_2(\text{PO}_4)_3$ , cathode material, research progress, sodium ion batteries, prepare and modification

## OPEN ACCESS

### Edited by:

Zhangxing He,  
North China University of Science and  
Technology, China

### Reviewed by:

Wei Xiao,  
Yangtze University, China  
Jinping Zhao,  
Shandong University of  
Technology, China

### \*Correspondence:

Xianguang Zeng  
hnxzg1979@126.com

### Specialty section:

This article was submitted to  
Electrochemistry,  
a section of the journal  
Frontiers in Chemistry

**Received:** 13 May 2020

**Accepted:** 18 June 2020

**Published:** 24 July 2020

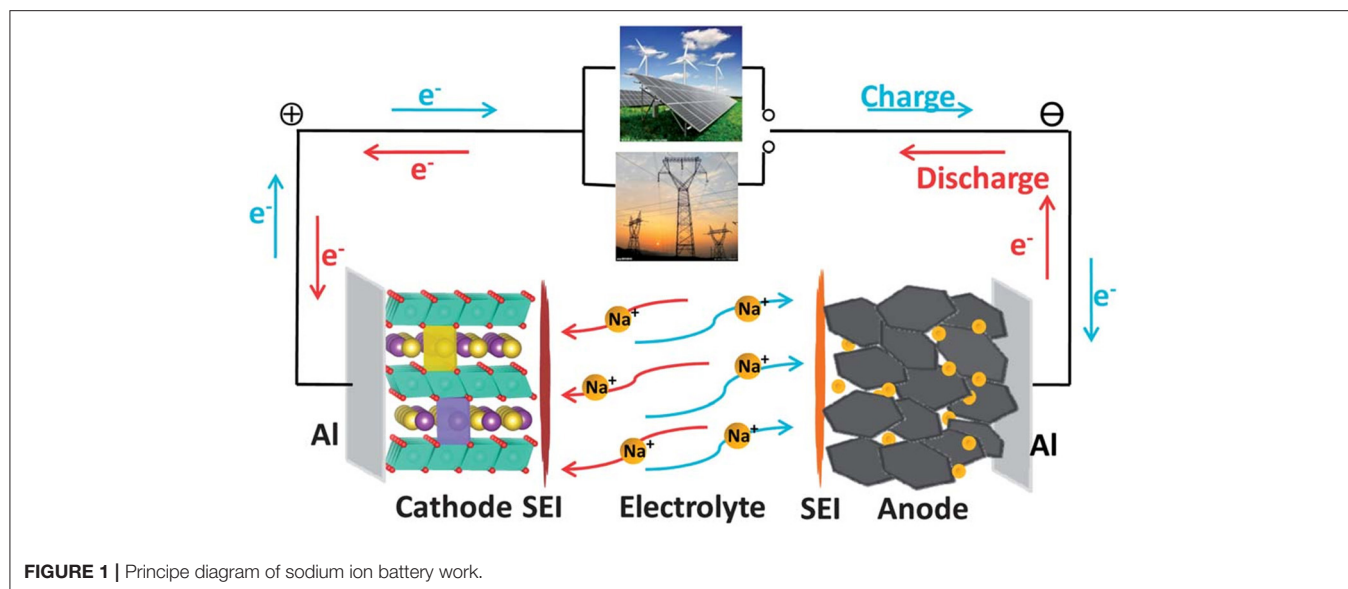
### Citation:

Zeng X, Peng J, Guo Y, Zhu H and  
Huang X (2020) Research Progress on  
 $\text{Na}_3\text{V}_2(\text{PO}_4)_3$  Cathode Material of  
Sodium Ion Battery.  
Front. Chem. 8:635.  
doi: 10.3389/fchem.2020.00635

## INTRODUCTION

Lithium-ion battery (LIB), a kind of rechargeable battery, has been designed and modified to power portable electronic equipment, electric vehicle and even energy storage power station because of its high energy density, high voltage, and environmentally friendly (Goodenough and Park, 2013; Song et al., 2014a; Han et al., 2018; Yi T. F. et al., 2018; Fang R. et al., 2019; Li et al., 2019; Fang et al., 2020; Nie et al., 2020a,b; Wang et al., 2020). However, large-scale energy storage applications of LIBs could be hindered by the high cost of lithium minerals (Jiang et al., 2020; Yi et al., 2020). Hence, finding an alternative and sustainable electrochemical battery is necessary (Yang et al., 2011; Yabuuchi et al., 2014; Liu et al., 2018; Mao et al., 2018). Among the optional energy storage systems, sodium ion batteries (SIBs) have strongly caught researcher's attentions on account of abundant sodium resources, high energy storage capacities and high electrochemical activity (Komaba et al., 2011; Lee et al., 2011; Ponrouch et al., 2012; Tepavcevic et al., 2012; Chang et al., 2013; Slater et al., 2013; Farbod et al., 2014; Li W. et al., 2014; Xie et al., 2014; Zhong et al., 2016; Zhu et al., 2016; Li and Zhou, 2018; Nayak et al., 2018; Song et al., 2018; Vaalma et al., 2018). Though SIBs have similar structure with lithium ion batteries (**Figure 1**) (Li et al., 2013; Palomares et al., 2013; Pan et al., 2013; Kundu et al., 2015; Hwang et al., 2017; Zhao, 2019), Na ion has larger radius than lithium ion and easily coordinate in crystalline materials. Therefore, exploring appropriate host materials or other high energy density cathode materials are necessary for the developing of SIBs.

Suitable cathode materials should allow rapid Na-ion transport but also maintain structural stability and against the structural distortion/volume change in the process of Na ion extraction/insertion (Qi et al., 2015; Fang et al., 2016; Lee et al., 2016; Liu et al., 2016). The cathode



materials of SIBs mainly include lamellar materials (Komaba et al., 2010; Kim et al., 2011, 2012; Liao et al., 2013; Tu et al., 2017; Xiao Y. et al., 2018), polyanionic materials (Ong et al., 2011; Fang et al., 2017) and polymer materials (Hwang et al., 2017; Deng et al., 2018). Among them, layered Na<sub>x</sub>MnO<sub>2</sub> (Caballero et al., 2002) and Na<sub>x</sub>CoO<sub>2</sub> (Samin et al., 2012), as well as phosphates-based NaMPO<sub>4</sub> (M = Fe, Co, Ni, Mn) (Oh et al., 2012; Zhu et al., 2012; Hasa et al., 2014) have been deeply studied. Especially, sodium super ion conductor (NASICON) structured composite, such as Na<sub>3</sub>V<sub>2</sub>(PO<sub>4</sub>)<sub>3</sub> (NVP) is likely to be the best candidate, because it has high theoretical energy storage capacities (117.6 mAh g<sup>-1</sup>), and rich Na-ion transport channels resulting from its open three-dimensional (3D) framework. However, the NVP has low electronic conductivity, which is not good for the migration of electrons. In order to solve this issue, many efforts have been done. For example, preparing nano-scaled Na<sub>3</sub>V<sub>2</sub>(PO<sub>4</sub>)<sub>3</sub> to reduce the diffusion path of Na<sup>+</sup> and accelerate its transportation. In addition, coating NVP with conductive carbon/polymer materials, or modifying Na<sub>3</sub>V<sub>2</sub>(PO<sub>4</sub>)<sub>3</sub> with heterogeneous elements are also valid means to improve the electric conductivity of NVP.

In this minireview, the recent progresses of NVP are well summarized and discussed, including preparation methods, modification means (nanostructure, carbon coating, element doping) and their effects on the electrochemical property of NVP cathode.

## STRUCTURE OF Na<sub>3</sub>V<sub>2</sub>(PO<sub>4</sub>)<sub>3</sub>

Served as a greatly hopeful cathode material of SIBs, NVP crystallizes have trigonal system and belong to R-3c space group. As shown in **Figure 2**, VO<sub>6</sub> octahedra and PO<sub>4</sub> tetrahedra interlink mutually to construct a 3D [V<sub>2</sub>(PO<sub>4</sub>)<sub>3</sub>] frame via sharing corners (Kabbour et al., 2011; Kang et al., 2012; Shen et al., 2015a; Lavela et al., 2018), in which sodium ion occupies

two different positions of Na(1) and Na(2), respectively. The desorption process of sodium ion relates to the transformation from Na<sub>3</sub>V<sub>2</sub>(PO<sub>4</sub>)<sub>3</sub> to NaV<sub>2</sub>(PO<sub>4</sub>)<sub>3</sub>, it is generally considered that all the outer sodium ions come from the Na(2) position while the Na(1) position is unchanged. Though two sodium are stripped, the frame of NVP can still be maintained due to the strong covalent effect of (PO<sub>4</sub>)<sup>3-</sup>, leading to a high capacity of 117.6 mAh g<sup>-1</sup> (Zheng et al., 2018).

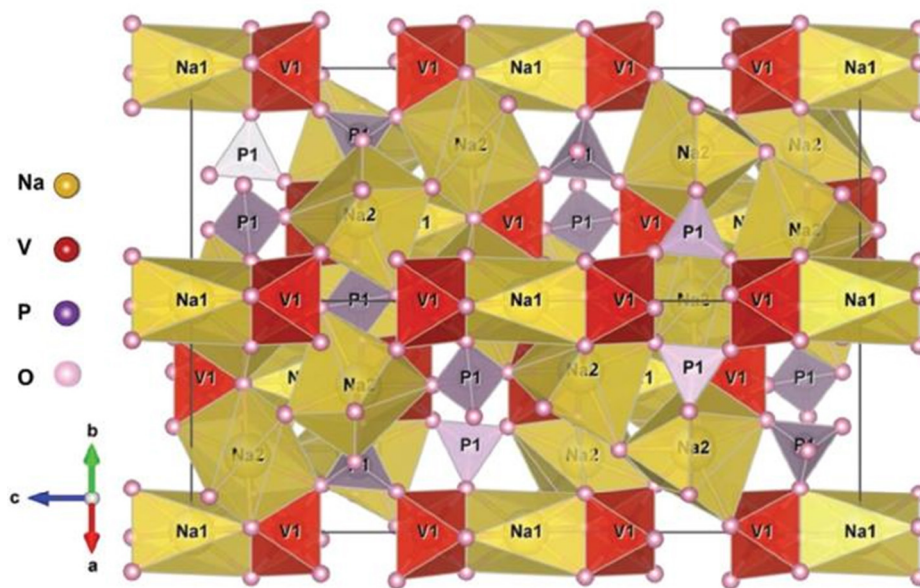
## SYNTHETIC METHODS OF Na<sub>3</sub>V<sub>2</sub>(PO<sub>4</sub>)<sub>3</sub>

Synthetic methods play an important role in controlling the morphology and particle size of electrode materials, which will further affect their electrochemical performance. Several approaches to synthesize Na<sub>3</sub>V<sub>2</sub>(PO<sub>4</sub>)<sub>3</sub> electrode materials for SIBs, such as sol-gel method (Lim et al., 2012; Pivko et al., 2012; Li et al., 2015a; Wang S. Y. et al., 2015; Klee et al., 2016a; Song et al., 2016), hydrothermal method (Li H. et al., 2014; Nie et al., 2014; Ren et al., 2016), solid-state method (Gopalakrishnan and Rangan, 1992; Zatovsk, 2010; Du et al., 2013; Zhu et al., 2014; Klee et al., 2016b), and electrospinning method (Kajiyama et al., 2014; Li et al., 2015b) are summarized as follow.

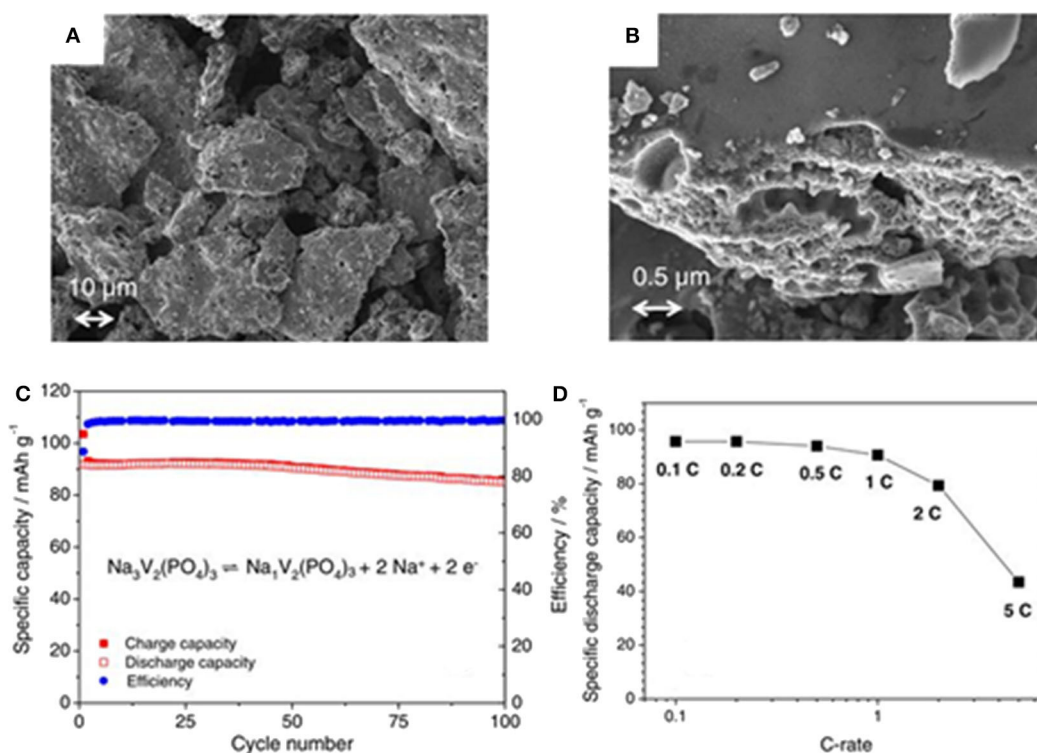
### Sol-Gel Method

Sol-gel method is the most common method to synthesize Na<sub>3</sub>V<sub>2</sub>(PO<sub>4</sub>)<sub>3</sub>, which converts colloidal suspension (sol) into a whole 3D network (gel) with submicron scale pores. Compared with other approaches, Sol-gel method has lower operating temperature and the preparation process is easy to control. However, it usually needs high cost and complex preparation routes. Hence, it does not always meet the industrial demands (Zhou et al., 2009; Rui et al., 2014; Wang D. X. et al., 2015).

Wang et al. (2019) have successfully prepared a Na<sub>3</sub>V<sub>2</sub>(PO<sub>4</sub>)<sub>3</sub> cathode material by a typical sol-gel method using citric acid as complexant. The as-obtained Na<sub>3</sub>V<sub>2</sub>(PO<sub>4</sub>)<sub>3</sub> sample exhibits



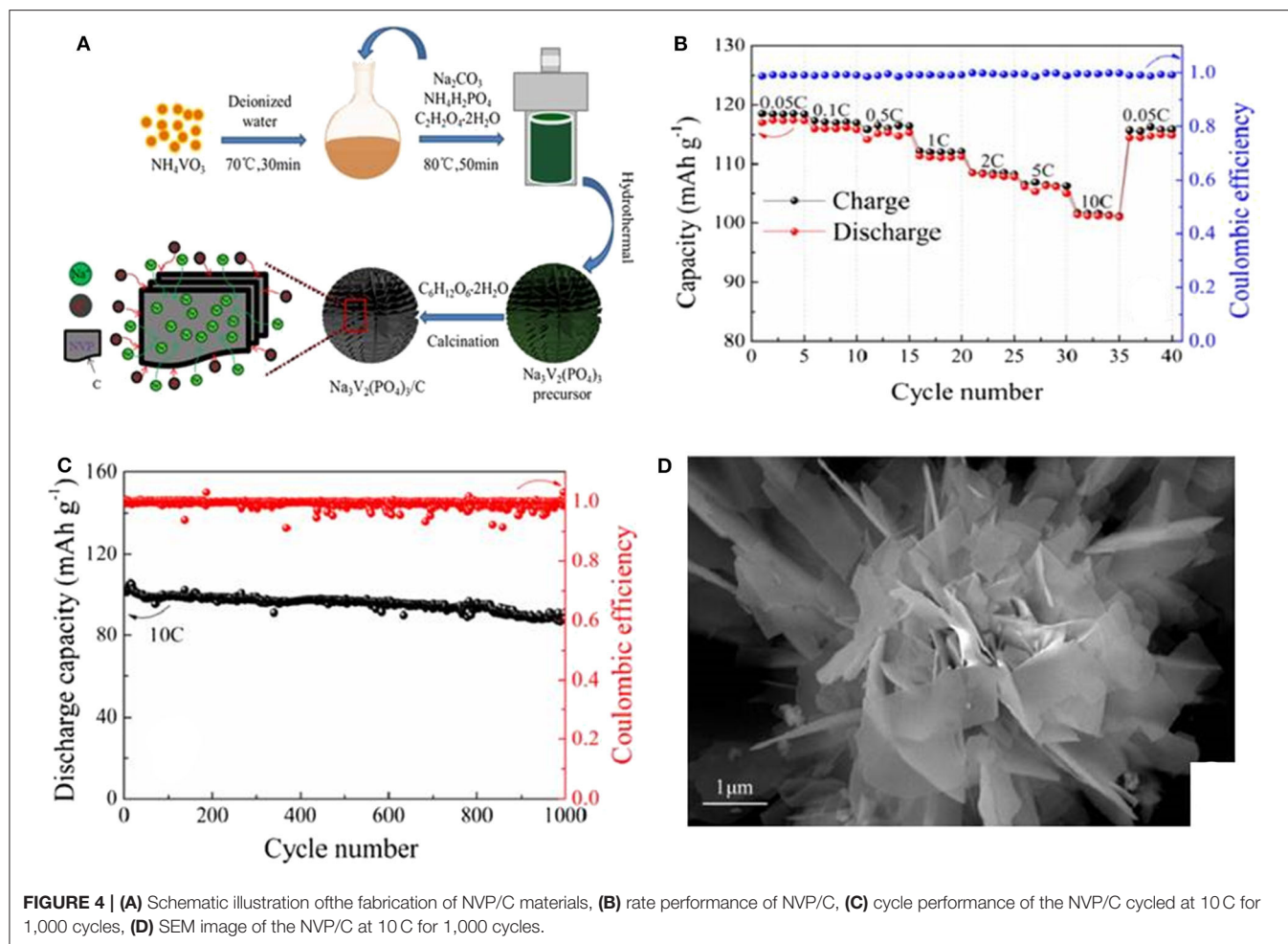
**FIGURE 2** | Structure scheme of Na<sub>3</sub>V<sub>2</sub>(PO<sub>4</sub>)<sub>3</sub>.



**FIGURE 3** | (A,B) The SEM images of NVP/C, (C) constant-current charge/discharge of NVP-based electrodes material at 1 C, (D) C-rate test of Na<sub>3</sub>V<sub>2</sub>(PO<sub>4</sub>)<sub>3</sub>-based electrodes.

a high initial discharge capacity of 107 mAh g<sup>-1</sup> and high reversible capacity (97.1 mAh g<sup>-1</sup>) after 150 cycles at 0.2 C. A Na<sub>3</sub>V<sub>2</sub>(PO<sub>4</sub>)<sub>3</sub> cathode material coated by carbon has been

prepared by standard sol-gel method, which shows particles size range from 10 to 20 μm (Figures 3A,B) (Böckenfeld and Balducci, 2014). Results from galvanostatic intermittent



**FIGURE 4 | (A)** Schematic illustration of the fabrication of NVP/C materials, **(B)** rate performance of NVP/C, **(C)** cycle performance of the NVP/C cycled at 10C for 1,000 cycles, **(D)** SEM image of the NVP/C at 10C for 1,000 cycles.

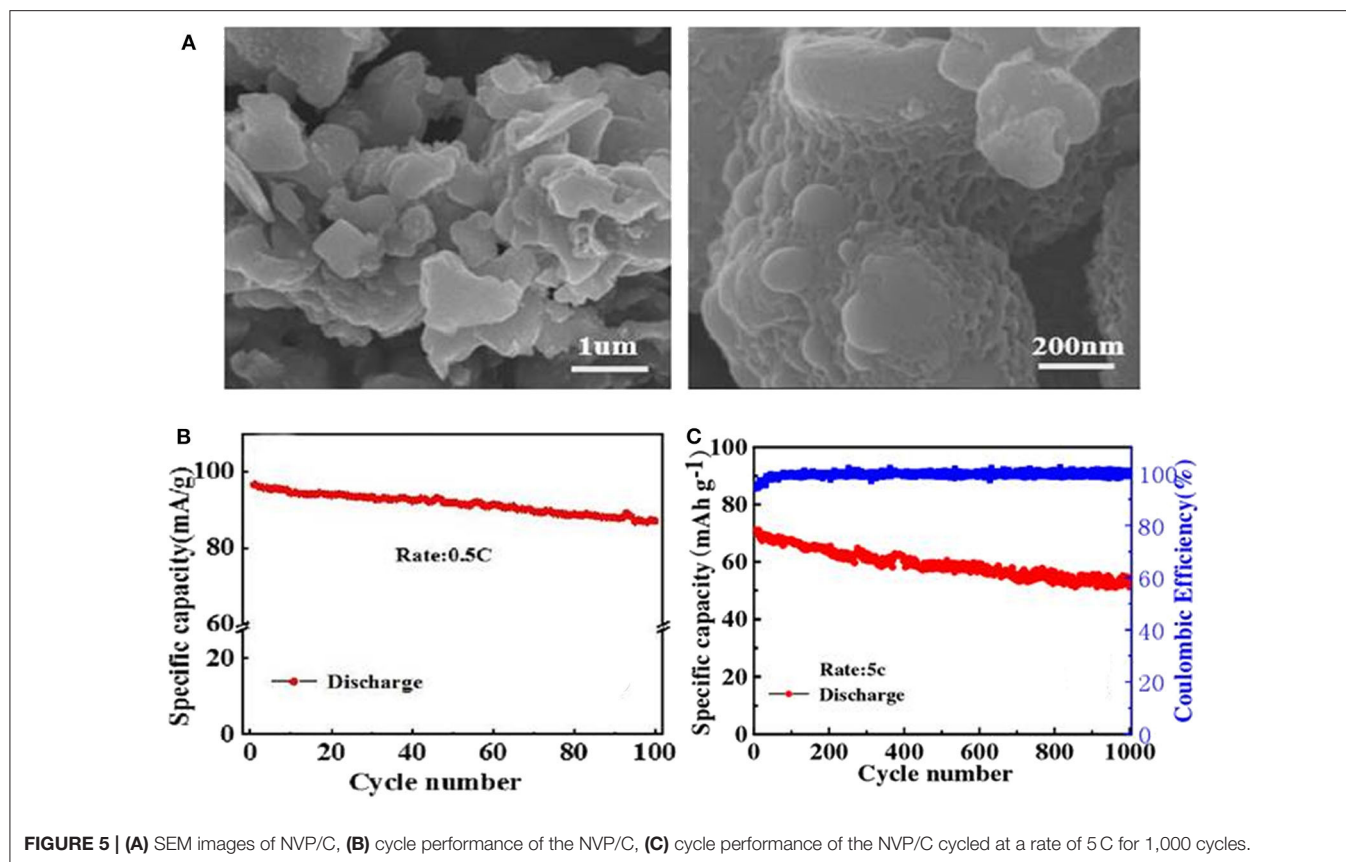
titration technique (GITT) and cyclic voltammetry (CV) test reveal the apparent diffusion coefficient of sodium ions in the rhombohedral NVP. It ranges from  $6 \times 10^{-13}$  to  $2 \times 10^{-15}$  cm<sup>2</sup> s<sup>-1</sup>, following an alike tendency that lithium ions behave in monoclinic Li<sub>3</sub>V<sub>2</sub>(PO<sub>4</sub>)<sub>3</sub>, indicating that the potential in ion extraction/insertion is minimum. **Figure 3C** shows the cycling performance over 100 cycles at 1C. As described, the cathode material displays a discharge capacity of 92 mAh g<sup>-1</sup> at the first cycle and 85 mAh g<sup>-1</sup> at the 100th cycle, corresponding to a capacity retention rate of 92%. It also presents good rate behavior (**Figure 3D**). When cycled from 0.1 to 0.5C (corresponding to currents of 11.9 to 59.5 mAh g<sup>-1</sup>), and values in the order of 95 mAh g<sup>-1</sup>.

## Hydrothermal Method

Hydrothermal method is a liquid chemical synthesis approach that can guarantee a homogeneous particle size distribution and high purity. Therefore, the hydrothermal method becomes one of the most common methods to synthesize the electrode materials. However, it should be noted that the hydrothermal method is not easily detected because the reactions are carried out in a kettle,

thus making the process difficult to monitor (Liu et al., 2004; Gao et al., 2013).

Wang (2019) have obtained Na<sub>3</sub>V<sub>2</sub>(PO<sub>4</sub>)<sub>3</sub> by one-step hydrothermal method. According to their report, the as-synthesized Na<sub>3</sub>V<sub>2</sub>(PO<sub>4</sub>)<sub>3</sub> has a discharge specific capacity of 89.3 mAh g<sup>-1</sup> at the first cycle, and after 30 cycles, the capacity increases to 91 mAh g<sup>-1</sup>, signifying a good cycling performance. Ruan (Ruan et al., 2017) also successfully synthesizes a new kind of chrysanthemum structure Na<sub>3</sub>V<sub>2</sub>(PO<sub>4</sub>)<sub>3</sub> and carbon composite (NVP/C) cathode material, and corresponding fabrication process is presented in **Figure 4A**. During the sodium ion diffusion process, scattering nanosheets in chrysanthemum petals are good for reducing energy consumption, while the carbon-coated layer can obviously boost the entirety electrochemical behavior. As a result, the sample shows an excellent electrochemical property because of its characteristic structure. It processes a premier discharge capacity of 117.4 mAh g<sup>-1</sup> at 0.05C and an ultra-high specific capacity of 101.3 mAh g<sup>-1</sup> at 10C (**Figure 4B**). Furthermore, it can maintain a high discharge capacity of 87.5 mAh g<sup>-1</sup> after 1,000 cycles at 10C, as displayed in **Figure 4C**. **Figure 4D** shows the scanning electron microscope (SEM) image of the NVP/C after cycling,



**FIGURE 5 |** (A) SEM images of NVP/C, (B) cycle performance of the NVP/C, (C) cycle performance of the NVP/C cycled at a rate of 5 C for 1,000 cycles.

it clearly exhibits that the chrysanthemum structure can still be maintained even after 1,000 cycles at 10 C. Therefore, the improved electrochemical property of NVP/C can be attributed to its excellent structure stability.

### Solid-State Method

Solid-state method, a traditional method of preparing electrode materials, is widely used in large-scale industrial application because of controllable reaction conditions, low cost and simple operation process. It should be noted that solid-state method still faces many challenges, such as anomalous morphologies and inhomogeneity of products.

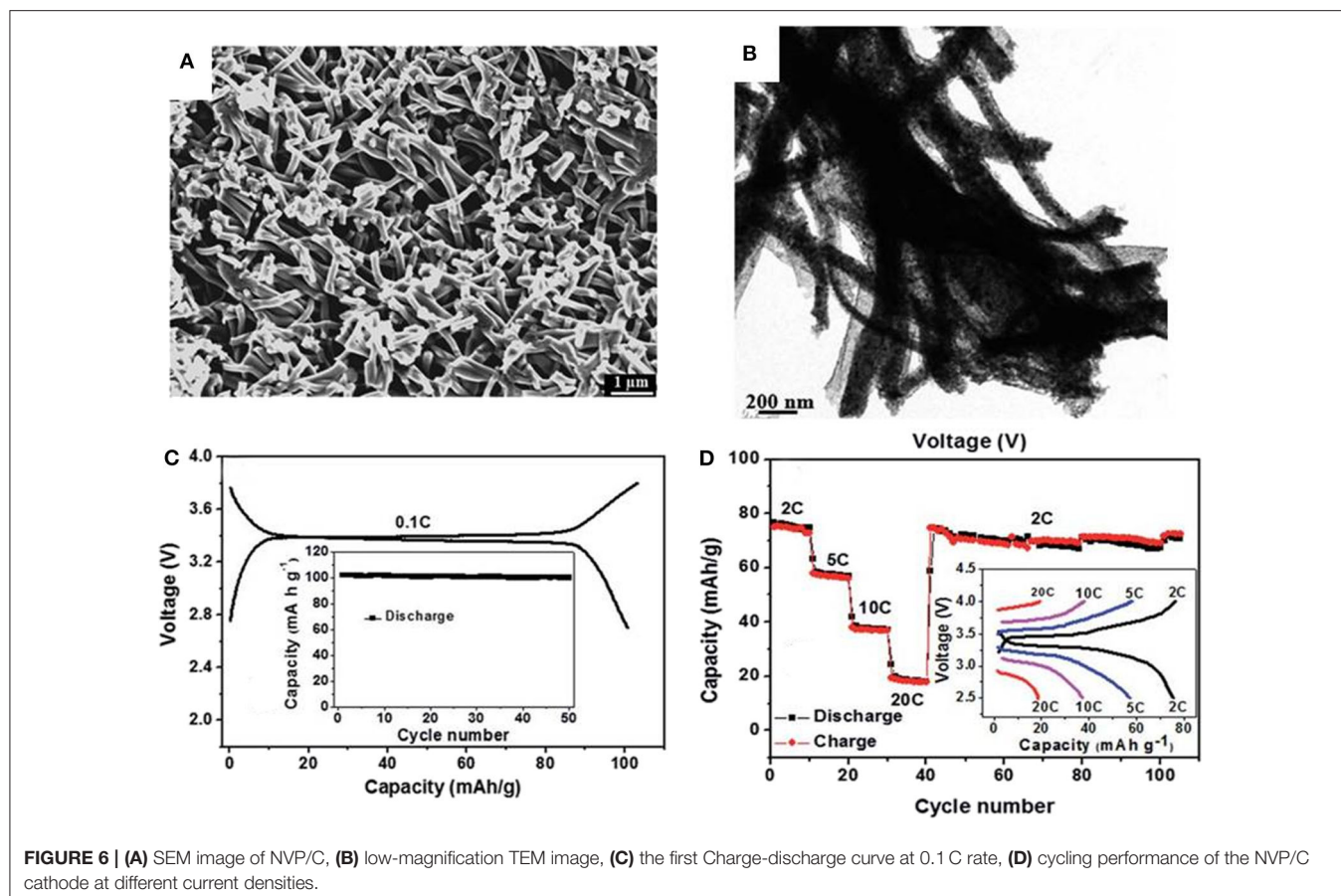
A carbon-coated Na<sub>3</sub>V<sub>2</sub>(PO<sub>4</sub>)<sub>3</sub> cathode material (NVP/C) is prepared through the simple and easy-to-operate solid-state method (Zhu, 2019). The as-prepared NVP/C composite exhibits some porous network structure (Figure 5A), which are good for increasing specific surface area, promoting electrolyte infiltration, and facilitating transmissions of sodium ions. As a consequence, the electrochemical performances of NVP after modification are significantly enhanced. NVP/C cathode material shows an initial discharge capacity of 95.6 mAh g<sup>-1</sup> at 0.5 C (Figure 5B), signifying a good cycling performance. When cycled at 5 C, it can still deliver a high capacity of 71.39 mAh g<sup>-1</sup> and go through 1,000 cycles with a capacity retention of 72.3% (Figure 5C). Jian (2012) also reports a carbon-coated Na<sub>3</sub>V<sub>2</sub>(PO<sub>4</sub>)<sub>3</sub> material made by one-step solid phase method,

which manifests a discharge capacity 107.1 mAh g<sup>-1</sup> at 0.1 C and obtains a lifespan over 80 cycles with a retention of 92.9%.

### Other Synthesis Methods

Except for the technologies mentioned above, electrospinning is a method to fabricate fiber structure electrode materials. Compared with other methods, electrospinning can satisfy the large-scale industrial preparation and able to prepare uniform materials. Liu et al. (2014) use 20–30 nm NVP nanoparticles and citric acid as reactants to prepared a framework Na<sub>3</sub>V<sub>2</sub>(PO<sub>4</sub>)<sub>3</sub>/carbon (NVP/C) composite material by a simple electrostatic spinning and subsequent carbonization strategy. Figure 6A shows the SEM image of the final composite, it is obvious that NVP/C nanofibers interweave each other to form a 3D network. Figure 6B shows the transmission electron microscopy(TEM) images of NVP/C, where NVP are coated uniformly by thin carbon layer and form composite fiber with diameters about 200 nm. Ascribing to the 3D crosslinked conductive network, the as-obtained cathode material exhibits high charge (discharge)capacity of 103(101) mAh g<sup>-1</sup> at 0.1 C (Figure 6C) and manifests a stable discharge capacities of 77, 58, 39, and 20 mAh g<sup>-1</sup> at 2, 5, 10, and 20 C, respectively (Figure 6C).

In summary, synthesis methods can obviously affect the structure and morphology of NVP cathode materials and further determine their electrochemical performance. Sol-gel method is widely used for obtaining electrode materials with homogeneous



**TABLE 1 |** Electrochemical performances of NVP prepared by different methods.

Synthetic methods	Rate/C	Cycles	Capacity/ mAh g <sup>-1</sup>
Sol-gel method (Kajiyama et al., 2014)	0.2	150	97
Sol-gel method (Li et al., 2015b)	1	100	85
Hydrothermal method (Wang D. X. et al., 2015)	0.2	30	91
Hydrothermal method (Wang et al., 2019)	10	1,000	87.5
Solid-state method (Böckenfeld and Balducci, 2014)	5	1,000	52
Solid-state method (Liu et al., 2004)	0.1	80	99.5

particle size. Hydrothermal treatment can guarantee high specific surface area and high purity. Solid-state method has the merits of low cost and simple operation process. Electrospinning is suitable to large-scale industrial preparation and able to prepare the uniform materials. Herein, the electrochemical performances of NVP prepared by different methods are compared and listed in **Table 1**.

As shown, Na<sub>3</sub>V<sub>2</sub>(PO<sub>4</sub>)<sub>3</sub> with excellent electrochemical property should have homogeneous particle size distribution and high specific surface area, which are convenient to the diffusion of Na<sup>+</sup>. In this respect, hydrothermal method behavior much better than other preparing technologies, however, considering

the industrial application, this methods need to be improved or coordinated with other approaches.

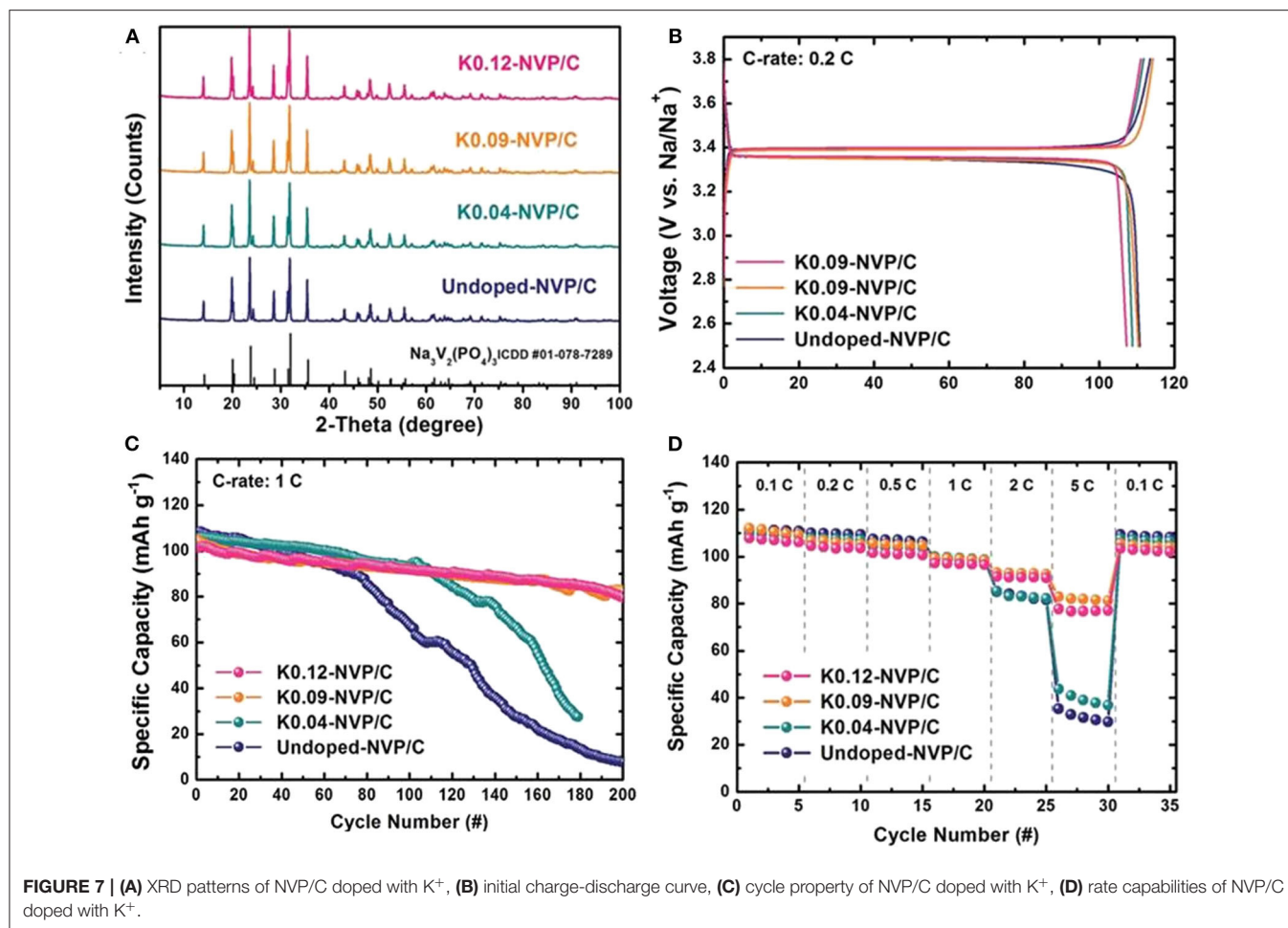
## MODIFICATION APPROACHES OF NA<sub>3</sub>V<sub>2</sub>(PO<sub>4</sub>)<sub>3</sub>

In other way, modification approaches including element doping (Aragón et al., 2015a,b; Fang et al., 2015; Shen et al., 2015b; Xu and Sun, 2016; Zhou W. D. et al., 2016; Chen L. F. et al., 2017; Zheng Q. et al., 2017; Li et al., 2018; Xiao H. et al., 2018; Zhao et al., 2018; Zhu et al., 2018; Fang J. Q. et al., 2019), and nanostructures (Huang et al., 2002; Li S. et al., 2014; Li et al., 2015c; Chu and Yue, 2016; Chen S. Q. et al., 2017; Wei et al., 2017; Zhang C. Z. et al., 2017) can also deeply influence the cycling life and rate performance of NVP.

### Element Doping

Adding heterogenous ions with larger ionic radius into the Na<sub>3</sub>V<sub>2</sub>(PO<sub>4</sub>)<sub>3</sub> crystalline is an effective way to increase crystal volume, thereby expanding the tunnel for the diffusion of Na<sup>+</sup>. Furthermore, this method can also increase active sites. Hence, element doping is usually considered as a useful way to improve the performance of electrode materials.

Lim et al. (2014) use K as heterogeneous element to enlarge the diffusion accesses of Na<sup>+</sup> and maintain the



NASICON framework during repeated cycling process, obtaining a significant improvement of electrochemical performance. The XRD patterns in **Figure 7A** reveal that the addition of K<sup>+</sup> cannot change the crystal structure of NVP. Even there are no obvious difference in initial charge/discharge capacity between undoped NVP/C and doped NVP/C (**Figure 7B**), the cycling stability and rate performance of doped NVP/C cathode material with doping content of 0.09 and 0.12 increase significantly (**Figures 7C,D**).

Shen et al. (2015a) utilize B doped carbon to coat Na<sub>3</sub>V<sub>2</sub>(PO<sub>4</sub>)<sub>3</sub> with different B source (BC<sub>3</sub>, B<sub>4</sub>C, BCO<sub>2</sub>, and BC<sub>2</sub>O). It shows that the more BC<sub>2</sub>O and BCO<sub>2</sub> in the Na<sub>3</sub>V<sub>2</sub>(PO<sub>4</sub>)<sub>3</sub>/carbon composite, the best electrochemical property can be achieved, especially high-rate capability and cyclic stability. This can be attributed to the increased external defects and active sites derived from BC<sub>2</sub>O and BCO<sub>2</sub> doping, which accelerate the migration of Na<sup>+</sup> in the carbon layer.

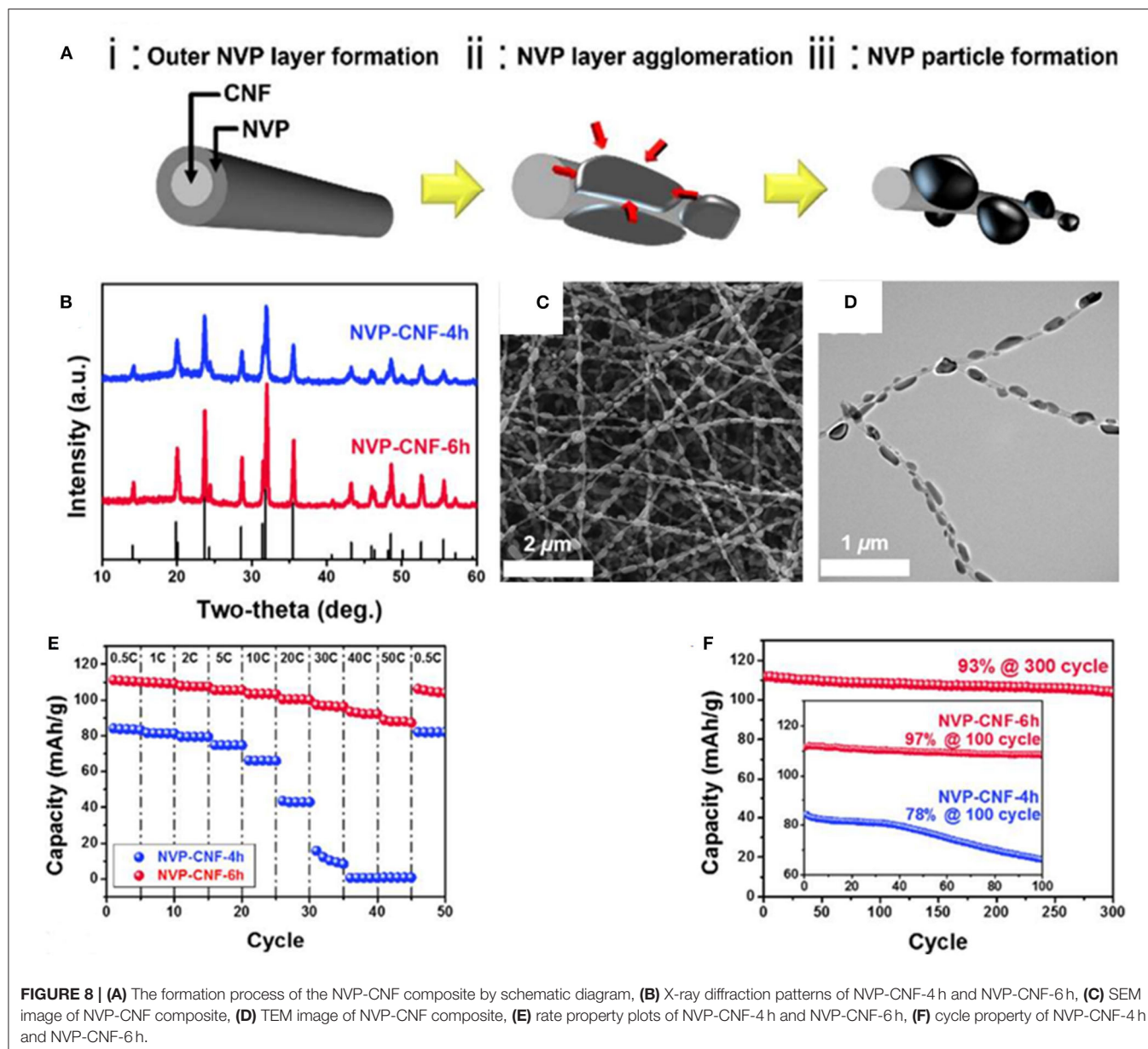
Chen et al. (2018) synthesize F-doping and V-defect Na<sub>3</sub>V<sub>1.98</sub>(PO<sub>4</sub>)<sub>3-x</sub>F<sub>3x</sub>/C composites by solid-state reaction route. F-doping is advanced to short the pathway of Na<sup>+</sup> diffusion. The Na<sub>3</sub>V<sub>1.98</sub>(PO<sub>4</sub>)<sub>2.9</sub>F<sub>0.3</sub>/C composite delivers an initial charge capacity as high as 143.5 mAh g<sup>-1</sup> at 0.1 C. After 100 cycles at 1 C, a reversible capacity is 100.6 mAh g<sup>-1</sup>.

Besides, transition metal elements are also commonly used to doping NVP to improve the electrochemical performance. Liu et al. (2019) use Fe element to prepare Fe-doped Na<sub>3</sub>V<sub>2</sub>(PO<sub>4</sub>)<sub>3</sub>@C cathode material. The as-obtained Na<sub>3</sub>V<sub>1.85</sub>Fe<sub>0.15</sub>(PO<sub>4</sub>)<sub>3</sub>@C shows a high capacity of 103.69 mAh g<sup>-1</sup> and retain a capacity of 94.45 mAh g<sup>-1</sup> after 1,200 cycles at 20 C.

## Nanostructure

Reducing particle size of NVP to nanometer scale is another way to shorten Na<sup>+</sup> diffusion distance, and expand the effective contact area between electrolyte and the active material (Wu et al., 2019). Therefore, cycling performance as well as rate capabilities of Na<sub>3</sub>V<sub>2</sub>(PO<sub>4</sub>)<sub>3</sub> can be enhanced. However, nanomaterials are easy to agglomerate, leading to an irreversible capacity loss.

As **Figure 8A** presented, Yang et al. (2015) have embed parts of NVP nanoparticles into carbon nanofibers to obtain Na<sub>3</sub>V<sub>2</sub>(PO<sub>4</sub>)<sub>3</sub>/carbon nanofibers composite (NVP-CNF), which has ultra-high power and excellent cycle performances due to rapid migration of sodium ions along with the conductive CNF. The XRD patterns of the prepared NVP-CNF composites are displayed in **Figure 8B**. It shows that all the composites



have NASICON structure, and belong to the R-3c space group. **Figures 8C,D** reveal that the NVP nanoparticles have uniformly embedded in the carbon nanofiber. As seen in **Figures 8E,F**, the NVP-CNF composites have superior rate performances and high capacity retention of  $\sim 93\%$  at 1 C after 300 cycles.

As demonstrated in **Figure 9**, nitrogen doped graphene (N-graphene) has been used as coating layer to modify Na<sub>3</sub>V<sub>2</sub>(PO<sub>4</sub>)<sub>3</sub> nanocrystal (NVP/C@N-graphene) (Liu and Guo, 2017). **Figures 10A,B** display the SEM images of NVP/C@N-graphene, in which the NVP/C particles are anchored on the surface of N-graphene and construct an ideal 3D conductive network. Benefiting from this unique structure, the as-obtained cathode material has an initial specific capacity of 115.2 mAh g<sup>-1</sup>, amounting to about 97.6% of the theoretical capacity of NVP

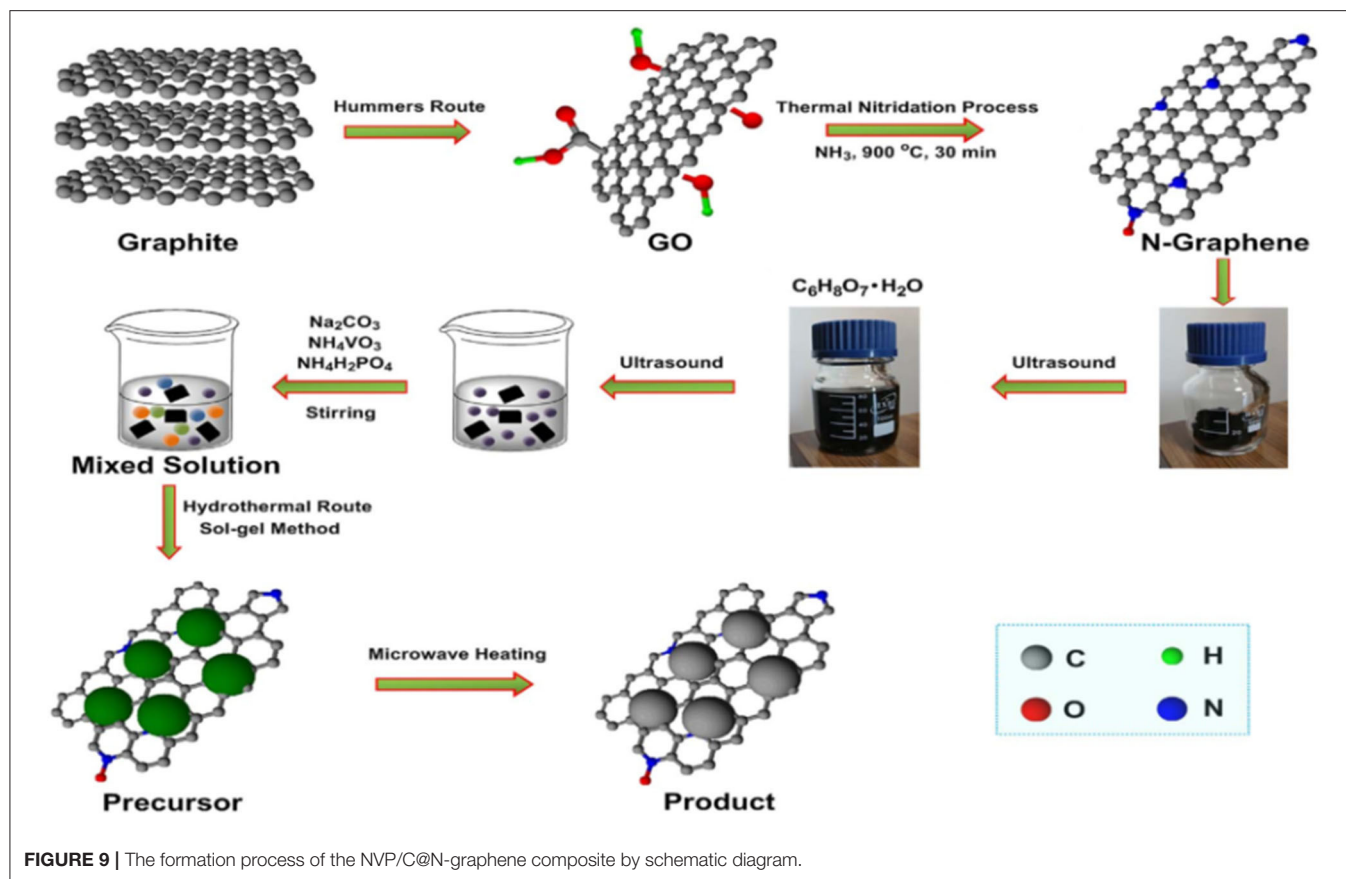
(**Figure 10C**). In addition, **Figure 10D** reveals that the composite material still have a high capacity after 1,000 cycles at 15 C, which can be ascribed to the enhanced conductivity by the cross-linked network consisting of carbon-coating layer and N-graphene.

In general, Nano-structure is a promising method to decrease the Na<sup>+</sup> and electrons diffusion distance inside the NVP cathode materials, thereby improving the electrochemical properties of NVP materials.

### Other Modification Ways

Except for the technologies mentioned above, some other strategies can also enhance cycling stability as well as rate capability of NVP, such as encapsulating NVP into conductive materials (Jung et al., 2013; Tao et al., 2016) or coating it with





conductive materials (Hultman et al., 2003; Xiong et al., 2012; Shen et al., 2013, 2016; Song et al., 2013, 2014b,c; Li G. et al., 2014; Si et al., 2014; Guo et al., 2015; Rui et al., 2015; Li et al., 2016, 2017; Xu et al., 2016; Zhou X. S. et al., 2016; Chen L. et al., 2017; Liang et al., 2017; Zhang H. et al., 2017; Gu et al., 2018; Kim et al., 2018; Yi H. M. et al., 2018).

A porous Na<sub>3</sub>V<sub>2</sub>(PO<sub>4</sub>)<sub>3</sub>/carbon(NVP/C) has been synthesized by a new solution-based method (Saravanan et al., 2013). As we can see from the field emission scanning electron microscope (FESEM) images in **Figures 11A,B**, NVP/C particles with irregular morphologies and uneven sizes ranging from 500 to 900 nm build up interlinked networks. The composite exhibits initial charge capacity of 50 mAh g<sup>-1</sup> at 0.2 C, and retains 85% of its primal capacity at 10 C. The first charge-discharge curves of NVP/C at various current rates are shown in **Figure 11C**, which implies low over potential and good rate behavior. As illustrated in **Figure 11D**, the composite go through 30,000 cycles and just lose 50% of its original capacity.

Jiang et al. (2015) have impregnated NVP nanoparticles coated by carbon into a ordered 3D mesoporous interconnected CMK-3(NVP@C@CMK-3). **Figure 12A** displays that NVP@C@CMK-3 has a rod-like shape, NVP@C particles are encapsulated in the pores of CMK-3. The outer carbon layer could greatly enhance the conductivity of the NVP. As a result, the NVP@C@CMK-3 demonstrates long lifespan over 2,000 cycles and high remaining capacity of 78 mAh g<sup>-1</sup> at 5 C

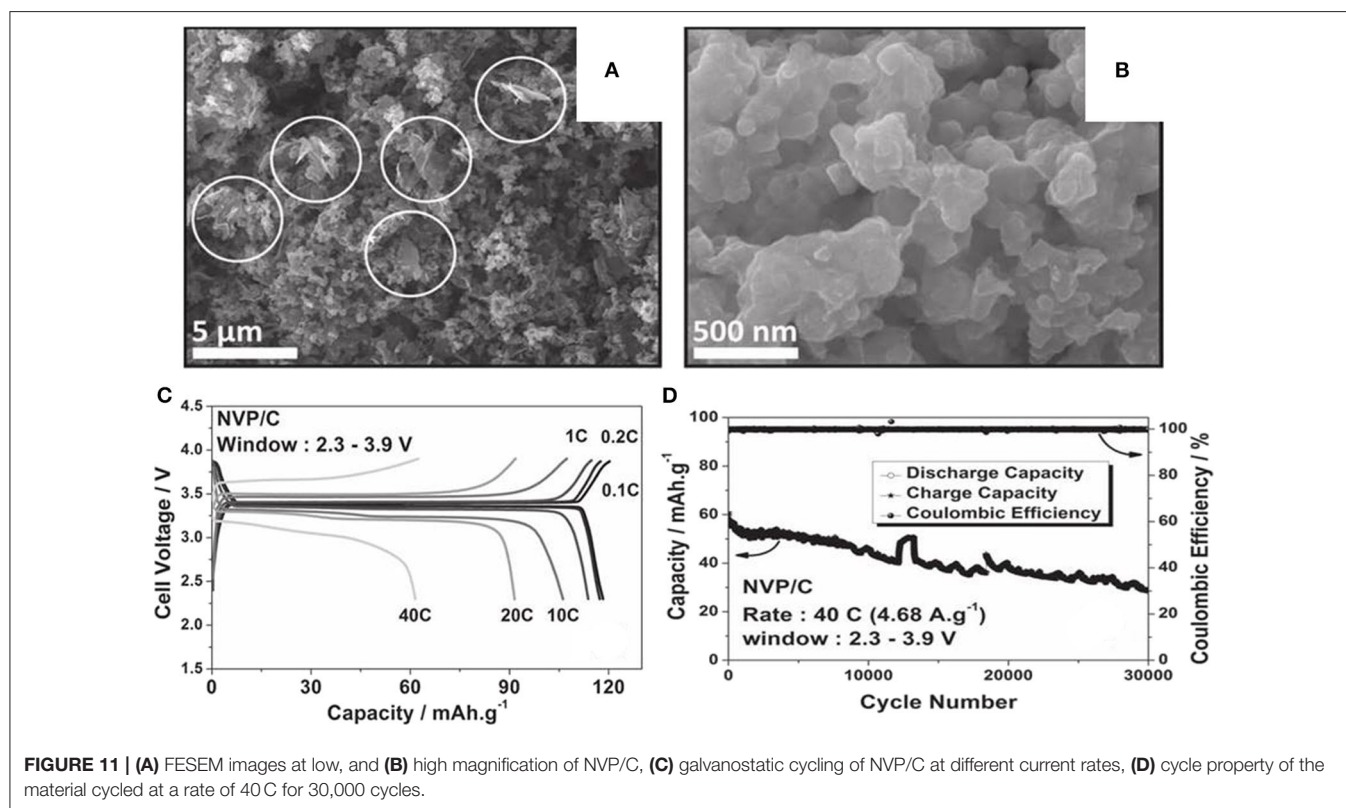
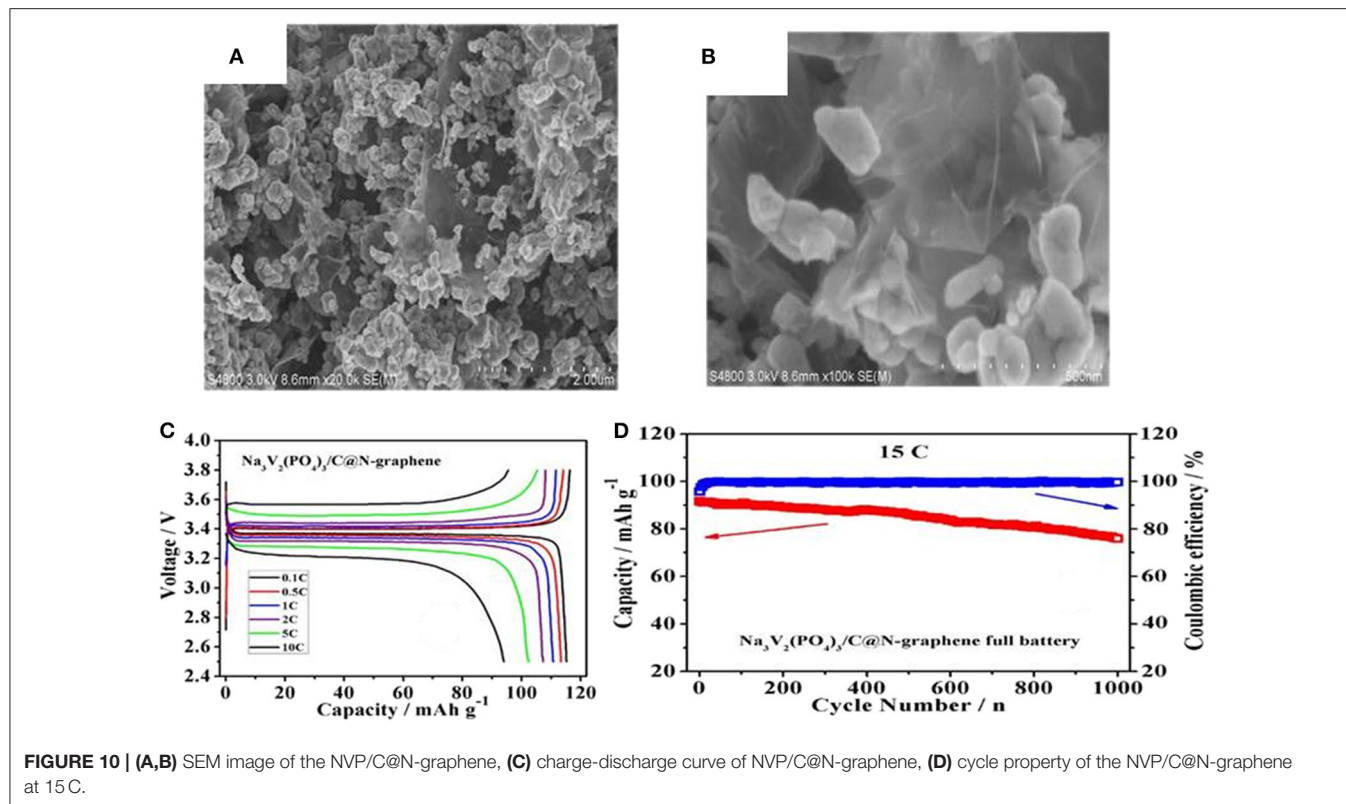
(**Figure 12B**), indicating good cycling performances. Compared with bare NVP, faster diffusion of Na<sup>+</sup> owing to rich porous structure of the NVP@C@CMK-3 improves the cycle capability.

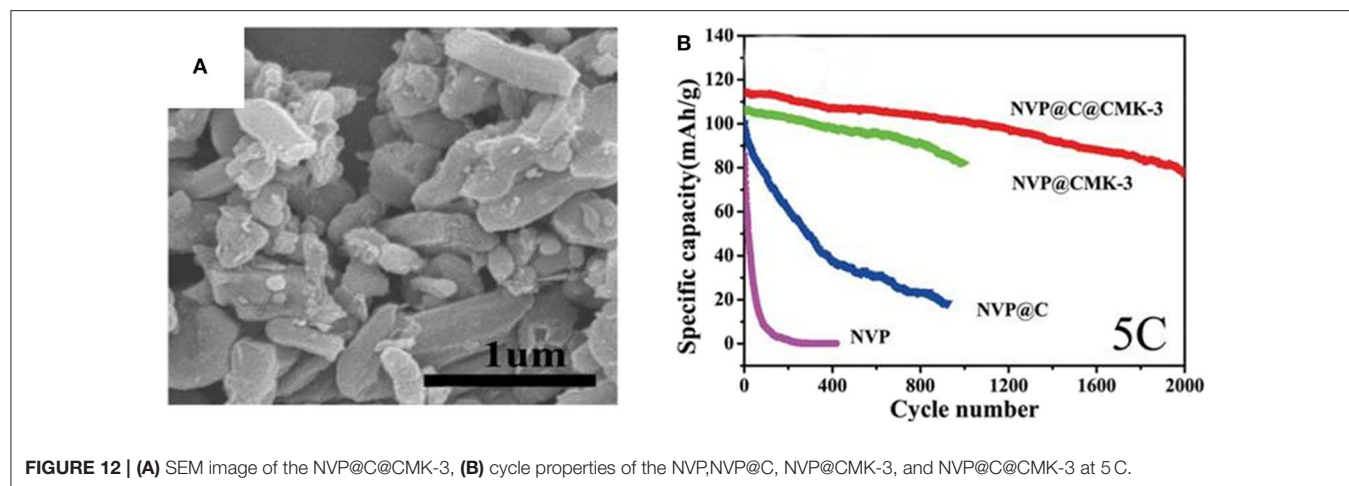
The electrochemical performances of aforementioned NVP cathode materials modified by different methods are compared and listed in **Table 2**. It is clearly that nanostructured NVP present much better electrochemical performance because they can provide fast Na<sup>+</sup>/electrons migration pathway and more active sites for electrochemical reactions.

## CONCLUSIONS AND OUTLOOK

As one kind of SIBs cathode material, Na<sub>3</sub>V<sub>2</sub>(PO<sub>4</sub>)<sub>3</sub> has many merits including high energy storage capacities and excellent structural stability. Unfortunately, its large scale applications are impeded by some obstacles. The main challenge of Na<sub>3</sub>V<sub>2</sub>(PO<sub>4</sub>)<sub>3</sub> is the poor electron conductivity. Besides, as similar as other inserting materials, the volume of Na<sub>3</sub>V<sub>2</sub>(PO<sub>4</sub>)<sub>3</sub> will change during charge and discharge process. In addition, the crystal structure of Na<sub>3</sub>V<sub>2</sub>(PO<sub>4</sub>)<sub>3</sub> may change in low temperature. Corresponding expressions have been added in the last part of the revised manuscript.

This review summarizes some common preparing approaches of Na<sub>3</sub>V<sub>2</sub>(PO<sub>4</sub>)<sub>3</sub> cathode materials and analyzes their effects on the electrochemical of NVP. Sol-gel method is widely used for





**TABLE 2 |** Cycle performances of NVP by various modification methods.

Modification method	Rate/C	Cycles	Capacity/mAh g <sup>-1</sup>
B doped NVP (Huang et al., 2002)	0.2	40	96.6
Ti doped NVP (Chu and Yue, 2016)	10	200	95.8
Nanostructure (Chen S. Q. et al., 2017)	1	300	104.6
Nanostructure (Lim et al., 2014)	15	1,000	62.7

obtaining electrode materials with homogeneous particle size. Hydrothermal treatment can guarantee high specific surface area and high purity of products. Solid-state method occupies merits of low cost and simple operation process. Electrospinning is suitable to large-scale industrial preparation and able to prepare the uniform materials. NVP cathode materials prepared by all of these methods have various properties, which make the NVP have good prospects for development.

Many kinds of conductive carbon materials are used as coating layer to improve the conductivity of NVP. Various of nanostructured NVP are prepared to shorten the diffusion distance of Na<sup>+</sup>/electrons. Some elements with larger ionic radius are applied to replace Na<sup>+</sup>, for the sake of enlarging

volume of NVP and providing more reaction sites. All of these approaches indeed help enhancing the electrochemical performances of Na<sub>3</sub>V<sub>2</sub>(PO<sub>4</sub>)<sub>3</sub> cathode materials

It is believed that low cost and large-scale material preparation can be achieved by continuous in-depth researches, and Na<sub>3</sub>V<sub>2</sub>(PO<sub>4</sub>)<sub>3</sub> integrating stable structure, high surface specific area, fast Na<sup>+</sup>/electrons migration channels will be developed. By doing that, the industrial application of high performance NVP cathode materials will be within reach.

## AUTHOR CONTRIBUTIONS

XZ, JP, and YG contributed the conception and design of the study. XH and HZ organized the database. JP wrote the first draft of the manuscript. XZ and YG revised the whole manuscript.

## FUNDING

This work was financially supported by Sichuan Youth Science and Technology Innovation Research Team Project (2016TD0024) and Key Projects of Zigong Science and Technology Bureau (2018CXJD07).

## REFERENCES

- Aragón, M. J., Lavela, P., Alcántara, R., and Tirado, J. L. (2015a). Effect of aluminium doping on carbon loaded Na<sub>3</sub>V<sub>2</sub>(PO<sub>4</sub>)<sub>3</sub> as cathode material for sodium-ion batteries. *Electrochim. Acta* 180, 824–830. doi: 10.1016/j.electacta.2015.09.044
- Aragón, M. J., Lavela, P., Ortiz, G. F., and Tirado, P. J. L. (2015b). Benefits of chromium substitution in Na<sub>3</sub>V<sub>2</sub>(PO<sub>4</sub>)<sub>3</sub> as a potential candidate for sodium-ion batteries. *ChemElectroChem* 2, 995–1002. doi: 10.1002/celc.201500052
- Böckenfeld, N., and Balducci, A. (2014). Determination of sodium ion diffusion coefficients in sodium vanadium phosphate. *J. Solid State Electrochem.* 18, 959–964. doi: 10.1007/s10008-013-2342-6
- Caballero, A., Hernán, L., Morales, J., Sánchez, L., Santos Peña, J., and Aranda, M. A. G. (2002). Synthesis and characterization of high-temperature hexagonal P<sub>2</sub>-Na<sub>0.6</sub>MnO<sub>2</sub> and its electrochemical behaviour as cathode in sodium cells. *J. Mater. Chem.* 12, 1142–1147. doi: 10.1039/b108830k
- Chang, Y. L., Song, Y., Wang, Z. B., Helander, M. A., Qiu, J., Chai, L., et al. (2013). Highly efficient warm white organic light-emitting diodes by triplet exciton conversion. *Adv. Funct. Mater.* 23, 705–712. doi: 10.1002/adfm.201201858
- Chen, L., Zhao, Y. M., Liu, S. H., and Zhao, L. (2017). Hard carbon wrapped Na<sub>3</sub>V<sub>2</sub>(PO<sub>4</sub>)<sub>3</sub>@C porous composite extending cycling lifespan for sodium-ion batteries. *ACS Appl. Mater. Interfaces* 9, 44485–44493. doi: 10.1021/acsami.7b14006
- Chen, L. F., Lu, Y., Yu, L. D., and Lou, X. W. (2017). Designed formation of hollow particle-based nitrogen-doped carbon nanofibers for high-performance supercapacitors. *Energy Environ. Sci.* 10, 1777–1783. doi: 10.1039/C7EE00488E
- Chen, S. Q., Wu, C., Shen, L. F., Zhu, C. B., Huang, Y. Y., Xi, K., et al. (2017). Challenges and perspectives for nasicon-type electrode materials for advanced sodium-ion batteries. *Adv. Mater.* 29:1700431. doi: 10.1002/adma.201700431

- Chen, Y. J., Xu, Y. L., Sun, X. F., Zhang, B. F., He, S. N., and Wang, C. (2018). F-doping and V-defect synergetic effects on Na<sub>3</sub>V<sub>2</sub>(PO<sub>4</sub>)<sub>3</sub>/C composite: a promising cathode with high ionic conductivity for sodium ion batteries. *J. Power Sources* 397, 307–317. doi: 10.1016/j.jpowsour.2018.07.006
- Chu, Z. L., and Yue, C. B. (2016). Core-shell structured Na<sub>3</sub>V<sub>2</sub>(PO<sub>4</sub>)<sub>3</sub>/C nanocrystals embedded in multi-walled carbon nanotubes: a high-performance cathode for sodium-ion batteries. *Solid State Ionics* 287, 36–41. doi: 10.1016/j.ssi.2015.07.024
- Deng, J., Luo, W. B., Chou, S. L., Liu, H. K., and Dou, S. X. (2018). Sodium-ion batteries: from academic research to practical commercialization. *Adv. Energy Mater.* 8:1701428. doi: 10.1002/aenm.201701428
- Du, K., Guo, H., Hu, G., Peng, Z., and Cao, Y. (2013). Na<sub>3</sub>V<sub>2</sub>(PO<sub>4</sub>)<sub>3</sub> as cathode material for hybrid lithium ion batteries. *J. Power Sources* 223, 284–288. doi: 10.1016/j.jpowsour.2012.09.069
- Fang, J. Q., Wang, S. Q., Yao, X., Hu, X. C., Wang, Y., and Wang, H. H. (2019). Ration design of porous Mn-doped Na<sub>3</sub>V<sub>2</sub>(PO<sub>4</sub>)<sub>3</sub> cathode for high rate and super stable sodium-ion batteries. *Electrochim. Acta* 295, 262–269. doi: 10.1016/j.electacta.2018.10.150
- Fang, R., Miao, C., Mou, H. Y., and Xiao, W. (2019). Facile synthesis of Si@TiO<sub>2</sub>@rGO composite with sandwich-like nanostructure as superior performance anodes for lithium ion batteries. *J. Alloys Compd.* 818:152884. doi: 10.1016/j.jallcom.2019.152884
- Fang, R., Xiao, W., Miao, C., Mei, P., Yan, X. M., Zhang, Y., et al. (2020). Improved lithium storage performance of pomegranate-like Si@NC/rGO composite anodes by facile *in-situ* nitrogen doped carbon coating and freeze drying processes. *J. Alloys Compd.* 834:155230. doi: 10.1016/j.jallcom.2020.155230
- Fang, Y., Xiao, L., Qian, J., Cao, Y., and Yang, H. (2016). 3D graphene decorated NaTi<sub>2</sub>(PO<sub>4</sub>)<sub>3</sub> microspheres as a superior high-rate and ultracycle-stable anode material for sodium ion batteries. *Adv. Energy Mater.* 6:1502197. doi: 10.1002/aenm.201502197
- Fang, Y. J., Xiao, L. F., Ai, X. P., Cao, Y. L., and Yang, H. X. (2015). Hierarchical carbon framework wrapped Na<sub>3</sub>V<sub>2</sub>(PO<sub>4</sub>)<sub>3</sub> as a superior high-rate and extended lifespan cathode for sodium-ion batteries. *Adv. Mater.* 27, 5895–5900. doi: 10.1002/adma.201502018
- Fang, Y. J., Yu, X. Y., and Lou, X. W. (2017). A practical high-energy cathode for sodium-ion batteries based on uniform P<sub>2</sub>-Na<sub>0.7</sub>CoO<sub>2</sub> microspheres. *Angew. Chem. Int. Ed.* 56, 5801–5805. doi: 10.1002/anie.201702024
- Farbod, B., Cui, K., Kalisvaart, W. P., Kupsta, M., Zahiri, B., Kohandehghan, A., et al. (2014). Anodes for sodium ion batteries based on tin-germanium-antimony alloys. *ACS Nano* 8, 4415–4429. doi: 10.1021/nn4063598
- Gao, M. R., Xu, Y. F., Jiang, J., and Yu, S. H. (2013). Nanostructured metal chalcogenides: synthesis, modification, and applications in energy conversion and storage devices. *Chem. Soc. Rev.* 42, 2986–3017. doi: 10.1039/c2cs35310e
- Goodenough, J. B., and Park, K. S. (2013). The Li-ion rechargeable battery: a perspective. *J. Am. Chem. Soc.* 135, 1167–1176. doi: 10.1021/ja3091438
- Gopalakrishnan, J., and Rangan, K. K. (1992). ChemInform abstract: V<sub>2</sub>(PO<sub>4</sub>)<sub>3</sub>: a novel NASICON-type vanadium phosphate synthesized by oxidative deintercalation of sodium from Na<sub>3</sub>V<sub>2</sub>(PO<sub>4</sub>)<sub>3</sub>. *ChemInform* 23, 745–747. doi: 10.1002/chin.199244030
- Gu, E., Liu, S. H., Zhang, Z. Z., Fang, Y. Y., Zhou, X. S., and Bao, J. C. (2018). An efficient sodium-ion battery consisting of reduced graphene oxide bonded Na<sub>3</sub>V<sub>2</sub>(PO<sub>4</sub>)<sub>3</sub> in a composite carbon network. *J. Alloys Compd.* 767, 131–140. doi: 10.1016/j.jallcom.2018.07.082
- Guo, J. Z., Wu, X. L., Wan, F., Wang, J., Zhang, X. H., and Wang, R. S. (2015). A superior Na<sub>3</sub>V<sub>2</sub>(PO<sub>4</sub>)<sub>3</sub>-based nanocomposite enhanced by both N-doped coating carbon and graphene as the cathode for sodium-ion batteries. *Chem. Eur. J.* 21, 17371–17378. doi: 10.1002/chem.201502583
- Han, X., Gui, X., Yi, T. F., Li, Y. W., and Yue, C. B. (2018). Recent progress of NiCo<sub>2</sub>O<sub>4</sub>-based anodes for high-performance lithium-ion batteries. *Curr. Opin. Solid State Mater. Sci.* 22, 109–126. doi: 10.1016/j.cossms.2018.05.005
- Hasa, I., Hassoun, J., Sun, Y. K., and Scrosati, B. (2014). Sodium-ion battery based on an electrochemically converted NaFePO<sub>4</sub> cathode and nanostructured tin-carbon anode. *ChemPhysChem* 15, 2152–2155. doi: 10.1002/cphc.201400088
- Huang, H., Yin, S. C., Kerr, T., Taylor, N., and Nazar, L. F. (2002). Nanostructured composites: a high capacity, fast rate Li<sub>3</sub>V<sub>2</sub>(PO<sub>4</sub>)<sub>3</sub>/carbon cathode for rechargeable lithium batteries. *Adv. Mater.* 14, 1525–1528. doi: 10.1002/1521-4095(20021104)14:21<1525::AID-ADMA1525>3.0.CO;2-3
- Hultman, L., Neidhardt, J., Hellgren, N., Sjöström, H., and Sundgren, J. E. (2003). Fullerene-like carbon nitride: a resilient coating material. *MRS Bull.* 28, 194–202. doi: 10.1557/mrs2003.62
- Hwang, J. Y., Myung, S. T., and Sun, Y. K. (2017). Sodium-ion batteries: present and future. *Chem. Soc. Rev.* 46, 3529–3614. doi: 10.1039/C6CS00776G
- Jian, Z. L. (2012). *Novel Electrode Materials for Stationary Batteries*. Wuhan: Wuhan University of Technology.
- Jiang, Y., Yang, Z. Z., Li, W. H., Zeng, L. C., Yu, Y., et al. (2015). Nanoconfined carbon-coated Na<sub>3</sub>V<sub>2</sub>(PO<sub>4</sub>)<sub>3</sub> particles in mesoporous carbon enabling ultralong cycle life for sodium-ion batteries. *Adv. Energy Mater.* 5:1402104. doi: 10.1002/aenm.201402104
- Jiang, Z., Li, Y. H., Han, C., Huang, Z. Q., Wu, X. W., He, Z. X., et al. (2020). Raising lithium storage performances of NaTi<sub>2</sub>(PO<sub>4</sub>)<sub>3</sub> by nitrogen and sulfur dual-doped carbon layer. *Electrochim. Soc.* 167:020550. doi: 10.1149/1945-7111/ab6c5c
- Jung, Y. H., Lim, C. H., and Kim, D. K. (2013). Graphene-supported Na<sub>3</sub>V<sub>2</sub>(PO<sub>4</sub>)<sub>3</sub> as a high rate cathode material for sodium-ion batteries. *J. Mater. Chem. A* 1, 11350–11354. doi: 10.1039/c3ta12116j
- Kabbour, H., Coillot, D., Colmont, M., Masquelier, C., and Mentré, O. (2011). α-Na<sub>3</sub>M<sub>2</sub>(PO<sub>4</sub>)<sub>3</sub> (M=Ti, Fe): absolute cationic ordering in NASICON-type phases. *J. Am. Chem. Soc.* 133, 11900–11903. doi: 10.1021/ja204321y
- Kajiyama, S., Kikkawa, J., Hoshino, J., Okubo, M., and Hosono, E. (2014). Assembly of Na<sub>3</sub>V<sub>2</sub>(PO<sub>4</sub>)<sub>3</sub> nanoparticles confined in a one-dimensional carbon sheath for enhanced sodium-ion cathode properties. *Chem. Eur. J.* 20, 12636–12640. doi: 10.1002/chem.201403126
- Kang, J. W., Baek, S., Mathew, V., Gim, J., Song, J. J., Park, H., et al. (2012). High rate performance of a Na<sub>3</sub>V<sub>2</sub>(PO<sub>4</sub>)<sub>3</sub>/C cathode prepared by pyro-synthesis for sodium-ion batteries. *J. Mater. Chem.* 22, 20857–20860. doi: 10.1039/c2jm34451c
- Kim, D., Kang, S. H., Slater, M., Rood, S., Vaughey, J. T., Karan, N., et al. (2011). Enabling sodium batteries using lithium-substituted sodium layered transition metal oxide cathodes. *Adv. Energy Mater.* 1, 333–336. doi: 10.1002/aenm.201000061
- Kim, H., Lim, H., Kim, H. S., Kim, K. J., Byun, D. J., Choi, W. (2018). Polydopamine-derived N-doped carbon-wrapped Na<sub>3</sub>V<sub>2</sub>(PO<sub>4</sub>)<sub>3</sub> cathode with superior rate capability and cycling stability for sodium-ion batteries. *Nano Res.* 12, 397–404. doi: 10.1007/s12274-018-2229-z
- Kim, S. W., Seo, D. H., Ma, X., Ceder, G., and Kang, K. (2012). Electrode materials for rechargeable sodium-ion batteries: potential alternatives to current lithium-ion batteries. *Adv. Energy Mater.* 2, 710–721. doi: 10.1002/aenm.201200026
- Klee, R., Aragón, M. J., Alcántara, R., Tirado, J. L., and Lavela, P. (2016b). High-performance Na<sub>3</sub>V<sub>2</sub>(PO<sub>4</sub>)<sub>3</sub>/C cathode for sodium-ion batteries prepared by a ball-milling-assisted method. *Eur. J. Inorg. Chem.* 2016, 3212–3218. doi: 10.1002/ejic.201600241
- Klee, R., Aragón, M. J., Lavela, P., Alcántara, R., and Tirado, J. L. (2016a). Na<sub>3</sub>V<sub>2</sub>(PO<sub>4</sub>)<sub>3</sub>/C nanorods with improved electrode-electrolyte interface as cathode material for sodium-ion batteries. *ACS Appl. Mater. Interfaces* 8, 23151–23159. doi: 10.1021/acsami.6b07950
- Komaba, S., Murata, W., Ishikawa, T., Yabuuchi, N., Ozeki, T., Nakayama, T., et al. (2011). Electrochemical Na insertion and solid electrolyte interphase for hard-carbon electrodes and application to Na-ion batteries. *Adv. Funct. Mater.* 21, 3859–3867. doi: 10.1002/adfm.201100854
- Komaba, S., Takei, C., Nakayama, T., Ogata, A., and Yabuuchi, N. (2010). Electrochemical intercalation activity of layered NaCrO<sub>2</sub> vs. LiCrO<sub>2</sub>. *Electrochem. Commun.* 12, 355–358. doi: 10.1016/j.elecom.2009.12.033
- Kundu, D., Talaie, E., Duffort, V., and Nazar, L. F. (2015). The emerging chemistry of sodium ion batteries for electrochemical energy storage. *Angew. Chem. Int. Ed.* 46, 3431–3448. doi: 10.1002/anie.201410376
- Lavela, P., Aragón, M. J., Ortiz, G. F., Alcántara, R., and Tirado, J. L. (2018). On the effect of silicon substitution in Na<sub>3</sub>V<sub>2</sub>(PO<sub>4</sub>)<sub>3</sub> on the electrochemical behavior as cathode for sodium-ion batteries. *ChemElectroChem* 5, 367–374. doi: 10.1002/celec.201700933
- Lee, J. W., Shin, H. S., Lee, C. W., and Jung, K. N. (2016). Carbon-and binder-free NiCo<sub>2</sub>O<sub>4</sub> nanoneedle array electrode for sodium-ion batteries: electrochemical performance and insight into sodium storage reaction. *Nanoscale Res. Lett.* 11:45. doi: 10.1186/s11671-016-1271-6
- Lee, K. T., Ramesh, T. N., Nan, F., Botton, G., and Nazar, L. F. (2011). Cheminform abstract: topochemical synthesis of sodium metal phosphate

- olivines for sodium-ion batteries. *ChemInform* 42. doi: 10.1002/chin.201144019
- Li, F., and Zhou, Z. (2018). Micro/nanostructured materials for sodium ion batteries and capacitors. *Small* 14:1702961. doi: 10.1002/smll.201702961
- Li, F., Zhu, Y. E., Sheng, J., Yang, L. P., Zhang, Y., and Zhou, Z. (2017). GO-induced preparation of flake-shaped Na<sub>3</sub>V<sub>2</sub>(PO<sub>4</sub>)<sub>3</sub>@rGO as high-rate and long-life cathodes for sodium-ion batteries. *J. Mater. Chem. A* 5, 25276–25281. doi: 10.1039/C7TA07943E
- Li, G., Jiang, D., Wang, H., Lan, X., Zhong, H., and Jiang, Y. (2014). Glucose-assisted synthesis of Na<sub>3</sub>V<sub>2</sub>(PO<sub>4</sub>)<sub>3</sub>/C composite as an electrode material for high-performance sodium-ion batteries. *J. Power Sources* 265, 325–334. doi: 10.1016/j.jpowsour.2014.04.054
- Li, H., Bai, Y., Wu, F., Li, Y., and Wu, C. (2015b). Budding willow branches shaped Na<sub>3</sub>V<sub>2</sub>(PO<sub>4</sub>)<sub>3</sub>/C nanofibers synthesized via an electrospinning technique and used as cathode material for sodium ion batteries. *J. Power Sources* 273, 784–792. doi: 10.1016/j.jpowsour.2014.09.153
- Li, H., Bai, Y., Wu, F., Ni, Q., and Wu, C. (2015c). Na<sub>3</sub>V<sub>2</sub>(PO<sub>4</sub>)<sub>3</sub>/C nanorods as advanced cathode material for sodium ion batteries. *Solid State Ionics* 278, 281–286. doi: 10.1016/j.ssi.2015.06.026
- Li, H., Wu, C., Bai, Y., Wu, F., and Wang, M. Z. (2016). Controllable synthesis of high-rate and long cycle-life Na<sub>3</sub>V<sub>2</sub>(PO<sub>4</sub>)<sub>3</sub> for sodium-ion batteries. *J. Power Sources* 326, 14–22. doi: 10.1016/j.jpowsour.2016.06.096
- Li, H., Yu, X. Q., Bai, Y., Wu, F., and Yang, X. Q. (2015a). Effects of Mg doping on the remarkably enhanced electrochemical performance of Na<sub>3</sub>V<sub>2</sub>(PO<sub>4</sub>)<sub>3</sub> cathode materials for sodium ion batteries. *J. Mater. Chem. A* 3, 9578–9586. doi: 10.1039/C5TA00277J
- Li, H., Zhu, Z. Q., and Duan, W. (2014). Na<sub>3</sub>V<sub>2</sub>(PO<sub>4</sub>)<sub>3</sub>@C core-shell nanocomposites for rechargeable sodium-ion batteries. *J. Mater. Chem. A Mater. Energy Sustain.* 2, 8668–8675. doi: 10.1039/C4TA00106K
- Li, L., Xu, Y. L., Sun, X. F., He, S. N., and Li, L. (2018). High capacity-favorable tap density cathode material based on three-dimensional carbonous framework supported Na<sub>3</sub>V<sub>2</sub>(PO<sub>4</sub>)<sub>3</sub>F<sub>2</sub> nanoparticles. *Chem. Eng. J.* 331, 712–719. doi: 10.1016/j.cej.2017.09.012
- Li, R., Xiao, W., Miao, C., Fang, R., Wang, Z. Y., and Zhang, M. Q. (2019). Sphere-like SnO<sub>2</sub>/TiO<sub>2</sub> composites as high-performance anodes for lithium ion batteries. *Ceramics Int.* 45, 13530–13535. doi: 10.1016/j.ceramint.2019.04.059
- Li, S., Dong, Y. F., Xu, L., Xu, X., He, L., and Mai, L. Q. (2014). Effect of carbon matrix dimensions on the electrochemical properties of Na<sub>3</sub>V<sub>2</sub>(PO<sub>4</sub>)<sub>3</sub> nanograins for high-performance symmetric sodium-ion batteries. *Adv. Mater.* 26, 3358–3358. doi: 10.1002/adma.201470139
- Li, W., Chou, S. L., Wang, J. Z., Kim, J. H., and Dou, S. X. (2014). Sn<sub>4+x</sub>P<sub>3</sub> @ amorphous Sn-P composites as anodes for sodium-ion batteries with low cost, high capacity, long life, and superior rate capability. *Adv. Mater.* 26, 4037–4042. doi: 10.1002/adma.201400794
- Li, Z., Young, D., Xiang, K., Carter, W. C., and Chiang, Y. M. (2013). Towards high power high energy aqueous sodium-ion batteries: the NaTi<sub>2</sub>(PO<sub>4</sub>)<sub>3</sub>/Na<sub>0.44</sub>MnO<sub>2</sub> system. *Adv. Energy Mater.* 3, 290–294. doi: 10.1002/aenm.201200598
- Liang, X. H., Ou, X., Zheng, F. H., Pan, Q. C., Xiong, X. H., Hu, R. Z., et al. (2017). Surface modification of Na<sub>3</sub>V<sub>2</sub>(PO<sub>4</sub>)<sub>3</sub> by nitrogen and sulfur Dual-doped carbon layer with advanced sodium storage property. *ACS Appl. Mater. Interfaces* 9, 13151–13162. doi: 10.1021/acsami.7b00818
- Liao, Y., Park, K. S., Xiao, P., Henkelman, G., Li, W., and Goodenough, J. B. (2013). Sodium intercalation behavior of layered Na<sub>x</sub>NbS<sub>2</sub> (0 ≤ x ≤ 1). *Chem. Mater.* 25, 1699–1705. doi: 10.1021/cm400150u
- Lim, S. J., Han, D. W., Nam, D. H., Hong, K. S., Eom, J. Y., Ryu, W. H., et al. (2014). Structural enhancement of Na<sub>3</sub>V<sub>2</sub>(PO<sub>4</sub>)<sub>3</sub>/C composite cathode materials by pillar ion doping for high power and long cycle life sodium-ion batteries. *J. Mater. Chem. A* 2, 19623–19632. doi: 10.1039/C4TA03948C
- Lim, S. Y., Kim, H. J., Shakoor, R. A., Jung, Y. S., and Choi, J. W. (2012). Electrochemical and thermal properties of NASICON structured Na<sub>3</sub>V<sub>2</sub>(PO<sub>4</sub>)<sub>3</sub> as a sodium rechargeable battery cathode: accombined experimental and theoretical study. *J. Electrochem. Soc.* 159, A1393–A1397. doi: 10.1149/2.015209jes
- Liu, H., Rahm, E., Holze, R., and Wu, H. Q. (2004). Cathode materials for lithium ion batteries prepared by sol-gel methods. *J. Solid State Electrochem.* 8, 450–466. doi: 10.1007/s10008-004-0521-1
- Liu, H. X., and Guo, Y. (2017). Novel design and preparation of N-doped graphene decorated Na<sub>3</sub>V<sub>2</sub>(PO<sub>4</sub>)<sub>3</sub>/C composite for sodium-ion batteries. *Solid State Ionics* 307, 65–72. doi: 10.1016/j.ssi.2017.04.015
- Liu, J., Tang, K., Song, K. P., Van Aken, P. A., Yu, Y., and Maier, J. (2014). Electrospun Na<sub>3</sub>V<sub>2</sub>(PO<sub>4</sub>)<sub>3</sub>/C nanofibers as stable cathode materials for sodium-ion batteries. *Nanoscale* 6, 5081–5086. doi: 10.1039/c3nr05329f
- Liu, X. H., Feng, G. L., Wang, E. H., Chen, H., Wu, Z. G., Xiang, W., et al. (2019). Insight into preparation of Fe-doped Na<sub>3</sub>V<sub>2</sub>(PO<sub>4</sub>)<sub>3</sub>@C from aspects of particle morphology design. Crystal structure modulation, and carbon graphitization regulation. *ACS Appl. Mater. Interfaces* 11, 12421–12430. doi: 10.1021/acsami.8b21257
- Liu, Y. H., Yu, X. Y., Fang, Y. J., Zhu, X. S., Bao, J. C., Zhou, X. S., et al. (2018). Confining SnS<sub>2</sub> ultrathin nanosheets in hollow carbon nanostructures for efficient capacitive sodium storage. *Joule* 2, 725–735. doi: 10.1016/j.joule.2018.01.004
- Liu, Z., Yu, X. Y., Lou, X. W., and Paik, U. (2016). Sb@C coaxial nanotubes as a superior long-life and high-rate anode for sodium ion batteries. *Energy Environ. Sci.* 9, 2314–2318. doi: 10.1039/C6EE01501H
- Mao, M., Cui, C., Wu, M., Zhang, M., Gao, T., Fan, X., et al. (2018). Flexible ReS<sub>2</sub> nanosheets/N-doped carbon nanofibers-based paper as a universal anode for alkali (Li, Na, K) ion battery. *Nano Energy* 45, 346–352. doi: 10.1016/j.nanoen.2018.01.001
- Nayak, P. K., Yang, L. T., Brehm, W., and Adelmhelm, P. (2018). From lithium-ion to sodium-ion batteries: advantages, challenges, and surprises. *Angew. Chem.* 57, 102–120. doi: 10.1002/anie.201703772
- Nie, P., Zhu, Y. Y., Shen, L. F., Pang, G., Xu, G. Y., Dong, S. Y., et al. (2014). From biomolecule to Na<sub>3</sub>V<sub>2</sub>(PO<sub>4</sub>)<sub>3</sub>/nitrogen-decorated carbon hybrids: highly reversible cathodes for sodium-ion batteries. *J. Mater. Chem. A* 2, 18606–18612. doi: 10.1039/C4TA03922J
- Nie, Y., Xiao, W., Miao, C., Fang, R., Kou, Z. Y., Wang, D., M, et al. (2020b). Boosting the electrochemical performance of LiNi<sub>0.8</sub>Co<sub>0.15</sub>Al<sub>0.05</sub>O<sub>2</sub> cathode materials *in-situ* modified with Li<sub>1.3</sub>Al<sub>0.3</sub>Ti<sub>1.7</sub>(PO<sub>4</sub>)<sub>3</sub> fast ion conductor for lithium-ion batteries. *Electrochim. Acta* 353:136477. doi: 10.1016/j.electacta.2020.136477
- Nie, Y., Xiao, W., Miao, C., Xu, M. B., and Wang, C. J. (2020a). Effect of calcining oxygen pressure gradient on properties of LiNi<sub>0.8</sub>Co<sub>0.15</sub>Al<sub>0.05</sub>O<sub>2</sub> cathode materials for lithium ion batteries. *Electrochim. Acta* 334:135654. doi: 10.1016/j.electacta.2020.135654
- Oh, S. M., Myung, S. T., Hassoun, J., Scrosati, B., and Sun, Y. K. (2012). Reversible NaFePO<sub>4</sub> electrode for sodium secondary batteries. *Electrochem. Commun.* 22, 149–152. doi: 10.1016/j.elecom.2012.06.014
- Ong, S. P., Chevrier, V. L., Hautier, G., Jain, A., Moore, C., Kim, S., et al. (2011). Voltage, stability and diffusion barrier differences between sodium-ion and lithium-ion intercalation materials. *Energy Environ. Sci.* 4, 3680–3688. doi: 10.1039/c1ee01782a
- Palomares, V., Casas-Cabanas, M., Castillo-Martinez, E., Han, M. H., and Rojo, T. (2013). Update on Na-based battery materials. *Energy Environ. Sci.* 6, 2312–2337. doi: 10.1039/c3ee41031e
- Pan, H., Hu, Y. S., and Chen, L. (2013). Room-temperature stationary sodium-ion batteries for large-scale electric energy storage. *Energy Environ. Sci.* 6, 2338–2360. doi: 10.1039/c3ee40847g
- Pivko, M., Arcon, I., Bele, M., Dominko, R., and Gaberscek, M. (2012). A<sub>3</sub>V<sub>2</sub>(PO<sub>4</sub>)<sub>3</sub> (A=Na or Li) probed by *in situ* X-ray absorption spectroscopy. *J. Power Sources* 216, 145–151. doi: 10.1016/j.jpowsour.2012.05.037
- Ponrouch, A., Marchante, E., Courty, M., Tarascon, J. M., and Palacin, M. R. (2012). In search of an optimized electrolyte for Na-ion batteries. *Energy Environ. Sci.* 5, 8572–8583. doi: 10.1039/c2ee22258b
- Qi, Y., Mu, L., Zhao, J., Hu, Y. S., Liu, H., and Dai, S. (2015). Superior Na-storage performance of low-temperature-synthesized Na<sub>3</sub>(VO<sub>1-x</sub>PO<sub>4</sub>)<sub>2</sub>F<sub>1+2x</sub> (0 ≤ x ≤ 1) nanoparticles for Na-ion batteries. *Angew. Chem. Int. Ed.* 54, 9911–9916. doi: 10.1002/anie.201503188
- Ren, W. H., Zheng, Z. P., Xu, C., Niu, C. J., Wei, Q. L., An, Q. Y., et al. (2016). Self-sacrificed synthesis of three-dimensional Na<sub>3</sub>V<sub>2</sub>(PO<sub>4</sub>)<sub>3</sub> nanofiber network for high-rate sodium-ion full batteries. *Nano Energy* 25, 145–153. doi: 10.1016/j.nanoen.2016.03.018

- Ruan, Y. L., Liu, J. J., Song, S. D., Jiang, N. Y., and Battaglia, V. (2017). Multi-hierarchical nanosheet-assembled chrysanthemum-structured Na<sub>3</sub>V<sub>2</sub>(PO<sub>4</sub>)<sub>3</sub>/C as electrode materials for high-performance sodium-ion batteries. *Ionic* 24, 1663–1673. doi: 10.1007/s11581-017-2342-0
- Rui, X. H., Sun, W. P., Wu, C., Yu, Y., and Yan, Q. Y. (2015). An advanced sodium-ion battery composed of carbon coated Na<sub>3</sub>V<sub>2</sub>(PO<sub>4</sub>)<sub>3</sub> in a porous graphene network. *Adv. Mater.* 27, 6670–6676. doi: 10.1002/adma.201502864
- Rui, X. H., Yan, Q. Y., Skyllas-Kazacos, M., and Lim, T. M. (2014). Li<sub>3</sub>V<sub>2</sub>(PO<sub>4</sub>)<sub>3</sub> cathode materials for lithium-ion batteries: a review. *J. Power Sources* 258, 19–38. doi: 10.1016/j.jpowsour.2014.01.126
- Samin, N. K., Rusdi, R., Kamarudin, N., and Kamarulzaman, N. (2012). Synthesis and battery studies of sodium cobalt oxides, NaCoO<sub>2</sub> cathodes. *Adv. Mater. Res.* 545, 185–189. doi: 10.4028/www.scientific.net/AMR.545.185
- Saravanan, K., Mason, C. W., Rudola, A., Wong, K. H., and Balaya, P. (2013). The first report on excellent cycling stability and superior rate capability of Na<sub>3</sub>V<sub>2</sub>(PO<sub>4</sub>)<sub>3</sub> for sodium ion batteries. *Adv. Energy Mater.* 3, 444–450. doi: 10.1002/aenm.201200803
- Shen, W., Li, H., Guo, Z. Y., Wang, C., Li, Z. H., Xu, Q. J., et al. (2016). Double-nanocarbon synergistically modified Na<sub>3</sub>V<sub>2</sub>(PO<sub>4</sub>)<sub>3</sub>: an advanced cathode for high-rate and long-life sodium-ion batteries. *ACS Appl. Mater. Interfaces* 8, 15341–15351. doi: 10.1021/acsami.6b03410
- Shen, W., Li, H., Wang, C., Li, Z. H., Xu, Q. J., Liu, H. M., et al. (2015a). Improved electrochemical performance of the Na<sub>3</sub>V<sub>2</sub>(PO<sub>4</sub>)<sub>3</sub> cathode by B-doping of the carbon coating layer for sodium-ion batteries. *J. Mater. Chem. A* 3, 15190–15201. doi: 10.1039/C5TA03519H
- Shen, W., Wang, C., Liu, H., and Yang, W. S. (2013). Towards highly stable storage of sodium ions: a porous Na<sub>3</sub>V<sub>2</sub>(PO<sub>4</sub>)<sub>3</sub>/C cathode material for sodium-ion batteries. *Chem. Eur. J.* 19, 14712–14718. doi: 10.1002/chem.201300005
- Shen, W., Wang, C., Xu, Q. J., Liu, H. M., and Wang, Y. G. (2015b). Nitrogen-doping-induced defects of a carbon coating layer facilitate Na-storage in electrode materials. *Adv. Energy Mater.* 5:1400982. doi: 10.1002/aenm.201400982
- Si, L. L., Yuan, Z. Q., Hu, L., Zhu, Y. C., and Qian, Y. T. (2014). Uniform and continuous carbon coated sodium vanadium phosphate cathode materials for sodium-ion battery. *J. Power Sources* 272, 880–885. doi: 10.1016/j.jpowsour.2014.09.046
- Slater, M. D., Kim, D., Lee, E., and Johnson, C. S. (2013). Sodium-ion batteries. *Adv. Funct. Mater.* 23, 947–958. doi: 10.1002/adfm.201200691
- Song, J., Park, S., Mathew, V., Gim, J., and Kim, J. (2016). An enhanced high-rate Na<sub>3</sub>V<sub>2</sub>(PO<sub>4</sub>)<sub>3</sub>-Ni<sub>2</sub>P nanocomposite cathode with stable lifetime for sodium-ion batteries. *ACS Appl. Mater. Interfaces* 8, 35235–35242. doi: 10.1021/acsami.6b11629
- Song, T. B., Ye, S. C., Liu, H. M., and Wang, Y. G. (2018). Self-doping of Ti<sup>3+</sup> into Na<sub>2</sub>Ti<sub>3</sub>O<sub>7</sub> increases both ion and electron conductivity as a high-performance anode material for sodium-ion batteries. *J. Alloys Compd.* 767, 820–828. doi: 10.1016/j.jallcom.2018.07.186
- Song, W., Ji, X., Wu, Z., Zhu, Y., Yang, Y., Chen, J., et al. (2014a). First exploration of Na-ion migration pathways in the NASICON structure Na<sub>3</sub>V<sub>2</sub>(PO<sub>4</sub>)<sub>3</sub>. *J. Mater. Chem. A* 2, 5358–5362. doi: 10.1039/c4ta00230j
- Song, W. X., Cao, X. Y., Wu, Z. P., Chen, J., Huangfu, K., Wang, X. W., et al. (2014c). A study into the extracted ion number for NASICON structured Na<sub>3</sub>V<sub>2</sub>(PO<sub>4</sub>)<sub>3</sub> in sodium-ion batteries. *Phys. Chem. Chem. Phys.* 16, 17681–17687. doi: 10.1039/C4CP01821D
- Song, W. X., Ji, X. B., Pan, C. C., Zhu, Y. R., Chen, Q. Y., and Banks, C. E. (2013). A Na<sub>3</sub>V<sub>2</sub>(PO<sub>4</sub>)<sub>3</sub> cathode material for use in hybrid lithium ion batteries. *Phys. Chem. Chem. Phys.* 15, 14357–14363. doi: 10.1039/c3cp52308j
- Song, W. X., Ji, X. B., Yao, Y. P., Zhu, H. J., Chen, Q. Y., Sun, Q. Q., et al. (2014b). A promising Na<sub>3</sub>V<sub>2</sub>(PO<sub>4</sub>)<sub>3</sub> cathode for use in the construction of high energy batteries. *Phys. Chem. Chem. Phys.* 16, 3055–3061. doi: 10.1039/c3cp54604g
- Tao, S., Wang, X. B., Cui, P. X., Wang, Y., Haleem, Y. A., Wei, S. H., et al. (2016). Fabrication of graphene-encapsulated Na<sub>3</sub>V<sub>2</sub>(PO<sub>4</sub>)<sub>3</sub> as high-performance cathode materials for sodium-ion batteries. *RSC Adv.* 6, 43591–43597. doi: 10.1039/C6RA04237F
- Tepevcic, S., Xiong, H., Stamenkovic, V. R., Zuo, X., Balasubramanian, M., Prakapenka, V. B., et al. (2012). Nanostructured bilayered vanadium oxide electrodes for rechargeable sodium-ion batteries. *ACS Nano* 6, 530–538. doi: 10.1021/nn203869a
- Tu, F. Z., Xu, X., Wang, P. Z., Si, L., Zhou, X. S., Bao, J. C. (2017). A few-layer SnS<sub>2</sub>/reduced graphene oxide sandwich hybrid for efficient sodium storage. *J. Phys. Chem. C* 121, 3261–3269. doi: 10.1021/acs.jpcc.6b12692
- Vaalma, C., Buchholz, D., Weil, M., and Passerini, S. (2018). A cost and resource analysis of sodium-ion batteries. *Nat. Rev. Mater.* 3:18013. doi: 10.1038/natrevmats.2018.13
- Wang, D. (2019). *Synthesis and Properties of Na<sub>3</sub>V<sub>2</sub>(PO<sub>4</sub>)<sub>3</sub> Cathode*. Chengdu: University of Electronic Science and Technology of China.
- Wang, D. X., Chen, N., Li, M., Wang, C. Z., Ehrenberg, H., Bie, X. F., et al. (2015). Na<sub>3</sub>V<sub>2</sub>(PO<sub>4</sub>)<sub>3</sub>/C composite as the intercalation-type anode material for sodium-ion batteries with superior rate capability and long-cycle life. *J. Mater. Chem. A* 3, 8636–8642. doi: 10.1039/C5TA00528K
- Wang, K., Huang, X. B., Zhou, T., Wang, H. Y., Xie, H. S., and Ren, Y. R. (2020). Boosted electrochemical properties of porous Li<sub>2</sub>FeSiO<sub>4</sub>/C based on Fe-MOFs precursor for lithium ion batteries. *Vacuum* 171:108997. doi: 10.1016/j.vacuum.2019.108997
- Wang, Q., Cheng, B. M., Zhong, H. Y., Wang, Q. H., and Zhong, S. W. (2019). Effect of sol-gel method on crystal growth and electrochemical properties of Na<sub>3</sub>V<sub>2</sub>(PO<sub>4</sub>)<sub>3</sub>. *Chin. J. Power Sources* 43, 559–561. doi: 10.3969/j.issn.1002-087X.2019.04.005
- Wang, S. Y., Zhao, J. C., Wang, L. L., Liu, X. J., Wu, Y. D., Xu, J. L. (2015). High performance Na<sub>3</sub>V<sub>2</sub>(PO<sub>4</sub>)<sub>3</sub>/C composite electrode for sodium-ion capacitors. *Ionic* 21, 2633–2638. doi: 10.1007/s11581-015-1428-9
- Wei, T. Y., Yang, G. Z., and Wang, C. X. (2017). Bottom-up assembly of strongly-coupled Na<sub>3</sub>V<sub>2</sub>(PO<sub>4</sub>)<sub>3</sub>/C into hierarchically porous hollow nanospheres for high-rate and stable Na-ion storage. *Nano Energy* 39, 363–370. doi: 10.1016/j.nanoen.2017.07.019
- Wu, Y. R., Pan, J., Ren, S., Xie, Y., Yue, C., and Yi, T. F. (2019). Review and prospect of Li<sub>2</sub>ZnTi<sub>3</sub>O<sub>8</sub>-based anode materials for li-ion battery. *Ionic* 25, 373–397. doi: 10.1007/s11581-018-2818-6
- Xiao, H., Huang, X. B., Ren, Y. R., Wang, H. Y., Ding, J. N., Zhou, S. B., et al. (2018). Enhanced sodium ion storage performance of Na<sub>3</sub>V<sub>2</sub>(PO<sub>4</sub>)<sub>3</sub> with N-doped carbon by folic acid as carbon-nitrogen source. *J. Alloys Compd.* 732, 454–459. doi: 10.1016/j.jallcom.2017.10.195
- Xiao, Y., Wang, P. F., Yin, Y. X., Zhu, Y. F., Yang, X. N., Zhang, X. D., et al. (2018). A layered-tunnel intergrowth structure for high-performance sodium-ion oxide cathode. *Adv. Energy Mater.* 8:1800492. doi: 10.1002/aenm.201800492
- Xie, X. Q., Su, D. W., Chen, S. Q., Zhang, J. Q., Dou, S. X., and Wang, G. X. (2014). SnS<sub>2</sub> nanoplatelet@graphene nanocomposites as high-capacity anode materials for sodium-ion batteries. *Chem. Asian J.* 9, 1611–1617. doi: 10.1002/asia.201400018
- Xiong, S. L., Chen, J. S., Lou, X. W., and Zeng, H. C. (2012). Mesoporous Co<sub>3</sub>O<sub>4</sub> and CoO@C topotactically transformed from chrysanthemum-like Co(CO<sub>3</sub>)<sub>0.5</sub>(OH)<sub>0.11</sub>H<sub>2</sub>O and their lithium-storage properties. *Adv. Funct. Mater.* 22, 861–871. doi: 10.1002/adfm.201102192
- Xu, G. Y., and Sun, G. G. (2016). Mg<sup>2+</sup>-doped Na<sub>3</sub>V<sub>2</sub>(PO<sub>4</sub>)<sub>3</sub>/C decorated with graphene sheets: An ultrafast Na-storage cathode for advanced energy storage. *Ceramics Int.* 42, 14774–14781. doi: 10.1016/j.ceramint.2016.06.107
- Xu, Y. N., Wei, Q. L., Xu, C., Li, Q. D., An, Q. Y., Zhang, P. F., et al. (2016). Layer-by-layer Na<sub>3</sub>V<sub>2</sub>(PO<sub>4</sub>)<sub>3</sub> embedded in reduced graphene oxide as superior rate and ultralong-life sodium-ion battery cathode. *Adv. Energy Mater.* 6:1600389. doi: 10.1002/aenm.201600389
- Yabuuchi, N., Kubota, K., Dahbi, M., and Komaba, S. (2014). Research development on sodium-ion batteries. *Chem. Rev.* 114, 11636–11682. doi: 10.1021/cr500192f
- Yang, J., Han, D. W., Jo, M. R., Song, K., Kim, Y. I., Chou, S. L., et al. (2015). Na<sub>3</sub>V<sub>2</sub>(PO<sub>4</sub>)<sub>3</sub> particles partly embedded in carbon nanofibers with superb kinetics for ultra-high power sodium ion batteries. *J. Mater. Chem. A* 3, 1005–1009. doi: 10.1039/C4TA06001F
- Yang, Z., Zhang, J., Kintner-Meyer, M. C. W., Lu, X., Choi, D., Lemmon, J. P., et al. (2011). Electrochemical energy storage for green grid. *Chem. Rev.* 111, 3577–3613. doi: 10.1021/cr100290v
- Yi, H. M., Ling, M. X., Xu, W. B., Li, X. F., Zheng, Q., and Zhang, H. M. (2018). VSC-doping and VSU-dof Na<sub>3</sub>V<sub>2-x</sub>Ti<sub>x</sub>(PO<sub>4</sub>)<sub>2</sub>F<sub>3</sub> compounds for sodium ion battery cathodes: analysis of electrochemical performance and kinetic properties. *Nano Energy* 47, 340–352. doi: 10.1016/j.nanoen.2018.02.053
- Yi, T. F., Wei, T. T., Li, Y., He, Y. B., and Wang, Z. N. (2020). Efforts on enhancing the Li-ion diffusion coefficient and electronic conductivity of titanate-based

- anode materials for advanced Li-ion batteries. *Energy Storage Mater.* 26, 165–197. doi: 10.1016/j.ensm.2019.12.042
- Yi, T. F., Zhu, Y. R., Tao, W., Luo, S. H., Xie, Y., and Li, X. F. (2018). Recent advances in the research of MLi<sub>2</sub>Ti<sub>6</sub>O<sub>14</sub> (M = 2Na, Sr, Ba, Pb) anode materials for Li-ion batteries. *J. Power Sources* 399, 26–41. doi: 10.1016/j.jpowsour.2018.07.086
- Zatovsk, I. V. (2010). NASICON-type Na<sub>3</sub>V<sub>2</sub>(PO<sub>4</sub>)<sub>3</sub>. *Acta Crystallogr. Sect. E* 66:i12. doi: 10.1107/S1600536810002801
- Zhang, C. Z., Guo, D. L., Qin, J. W., Mao, B. G., and Cao, M. H. (2017). Rational construction of Na<sub>3</sub>V<sub>2</sub>(PO<sub>4</sub>)<sub>3</sub> nanoparticles encapsulated in 3D honeycomb carbon network as a cathode for sodium-ion batteries. *Mater. Lett.* 195, 205–208. doi: 10.1016/j.matlet.2017.02.121
- Zhang, H., Hasa, I., Buchholz, D., Qin, B. S., and Passerini, S. (2017). Effects of nitrogen doping on the structure and performance of carbon coated Na<sub>3</sub>V<sub>2</sub>(PO<sub>4</sub>)<sub>3</sub> cathodes for sodium-ion batteries. *Carbon* 124, 334–341. doi: 10.1016/j.carbon.2017.08.063
- Zhao, L. N. (2019). *Structure and Electrochemical Properties of Na<sub>3</sub>V<sub>2</sub>(PO<sub>4</sub>)<sub>3</sub> Electrodes for Sodium-Ion Batteries*. Beijing: University of Science and Technology Beijing.
- Zhao, L. N., Zhao, H. L., Du, Z. H., Chen, N., Chang, X. W., Zhang, Z. J., et al. (2018). Computational and experimental understanding of Al-doped Na<sub>3</sub>V<sub>2-x</sub>Al<sub>x</sub>(PO<sub>4</sub>)<sub>3</sub> cathode material for sodium ion batteries: electronic structure, ion dynamics and electrochemical properties. *Electrochim. Acta* 282, 510–519. doi: 10.1016/j.electacta.2018.06.074
- Zheng, Q., Yi, H. M., Li, X. F., and Zhang, H. M. (2018). Progress and prospect for NASICON-type Na<sub>3</sub>V<sub>2</sub>(PO<sub>4</sub>)<sub>3</sub> for electrochemical energy storage. *J. Energy Chem.* 27, 1597–1617. doi: 10.1016/j.jechem.2018.05.001
- Zheng, Q., Yi, H. M., Liu, W. Q., Li, X. F., and Zhang, H. M. (2017). Improving the electrochemical performance of Na<sub>3</sub>V<sub>2</sub>(PO<sub>4</sub>)<sub>3</sub> cathode in sodium ion batteries through Ce/V substitution based on rational design and synthesis optimization. *Electrochim. Acta* 238, 288–297. doi: 10.1016/j.electacta.2017.04.029
- Zhong, X., Yang, Z. Z., Jiang, Y., Li, W., and Yu, Y. (2016). Carbon coated Na<sub>3</sub>V<sub>2</sub>(PO<sub>4</sub>)<sub>3</sub> anchored on freestanding graphite foam for high performance sodium-ion cathode. *Appl. Mater. Interfaces* 8, 32360–32365. doi: 10.1021/acsami.6b11873
- Zhou, W. D., Xue, L. G., Lü, X. J., Gao, H. C., and Goodenough, J. B. (2016). Na<sub>x</sub>MV(PO<sub>4</sub>)<sub>3</sub> (M=Mn, Fe, Ni) structure and properties for sodium extraction. *Nano Letters* 16, 7836–7841. doi: 10.1021/acs.nanolett.6b04044
- Zhou, X. C., Liu, Y. M., and Guo, Y. L. (2009). Effect of reduction agent on the performance of Li<sub>3</sub>V<sub>2</sub>(PO<sub>4</sub>)<sub>3</sub>/C positive material by one-step solid-state reaction. *Electrochim. Acta* 54, 2253–2258. doi: 10.1016/j.electacta.2008.10.062
- Zhou, X. S., Yu, L., and Lou, X. W. D. (2016). Formation of uniform N-doped carbon-coated SnO<sub>2</sub> submicroboxes with enhanced lithium storage properties. *Adv. Energy Mater.* 6:1600451. doi: 10.1002/aenm.201600451
- Zhu, C., Kopold, P., Van Aken, P. A., Maier, J., and Yu, Y. (2016). High power-high energy sodium battery based on threefold interpenetrating network. *Adv. Mater.* 28, 2409–2416. doi: 10.1002/adma.201505943
- Zhu, C. B., Song, K. P., Aken, P. A. V., Yu, Y., and Maier, J. (2014). Carbon-coated Na<sub>3</sub>V<sub>2</sub>(PO<sub>4</sub>)<sub>3</sub> embedded in porous carbon matrix: an ultrafast Na-storage cathode with the potential of outperforming Li cathodes. *Nano Lett.* 14, 2175–2180. doi: 10.1021/nl500548a
- Zhu, H. G. (2019). *Preparation and Properties of Na<sub>3</sub>V<sub>2</sub>(PO<sub>4</sub>)<sub>3</sub>/C Cathode Material for Sodium-Ion Batteries*. Xuzhou: China University of Mining and Technology.
- Zhu, Q., Cheng, H., Zhang, X. M., He, L. Q., Hu, L. Z., Yang, J. W., et al. (2018). Improvement in electrochemical performance of Na<sub>3</sub>V<sub>2</sub>(PO<sub>4</sub>)<sub>3</sub>/C cathode material for sodium-ion batteries by K-Ca co-doping. *Electrochim. Acta* 281, 208–217. doi: 10.1016/j.electacta.2018.05.174
- Zhu, Y., Xu, Y., Liu, Y., Luo, C., and Wang, C. (2012). Comparison of electrochemical performances of olivine NaFePO<sub>4</sub> in sodium-ion batteries and olivine LiFePO<sub>4</sub> in lithium-ion batteries. *Nanoscale* 5, 780–787. doi: 10.1039/C2NR32758A

**Conflict of Interest:** HZ was employed by the company Zigong Langxingda Technology Co., Ltd.

The remaining authors declare that the research was conducted in the absence of any commercial or financial relationships that could be construed as a potential conflict of interest.

Copyright © 2020 Zeng, Peng, Guo, Zhu and Huang. This is an open-access article distributed under the terms of the Creative Commons Attribution License (CC BY). The use, distribution or reproduction in other forums is permitted, provided the original author(s) and the copyright owner(s) are credited and that the original publication in this journal is cited, in accordance with accepted academic practice. No use, distribution or reproduction is permitted which does not comply with these terms.