


Is fear of childbirth related to the woman's preferred location for giving birth? A Dutch low-risk cohort study

Anne-Marie Sluijs MSc¹  | Marc P.H.D. Cleiren PhD² | Jan M.M. van Lith MD, PhD¹ |
Barbro Wijma MD, PhD³ | Klaas Wijma PhD⁴

¹Department of Obstetrics, Leiden University Medical Center, Leiden, The Netherlands

²Faculty of Social Sciences, Honours College, Leiden University, Leiden, The Netherlands

³Unit of Gender and Medicine, Department of Clinical and Experimental Medicine, Linköping University, Linköping, Sweden

⁴Unit of Medical Psychology, Department of Clinical and Experimental Medicine, Linköping University, Linköping, Sweden

Correspondence

Anne-Marie Sluijs, Leiden University Medical Center, Department of Obstetrics (K6-35), Albinusdreef 2, PO Box 9600, 2300 RC Leiden, The Netherlands.
Email: A.Sluijs@lumc.nl

Funding information

Koninklijke Nederlandse Organisatie voor Verloskundigen (KNOV; Royal Dutch organisation of midwives), Grant/Award Number: GR/173029

Abstract

Background: In The Netherlands, women with low-risk pregnancy are routinely given the option of home birth, providing a unique opportunity to study the relationship between fear of childbirth (FOC) and preference for childbirth location, and whether women experience higher FOC when the actual location differs from their preference.

Methods: In this prospective cohort study, 331 nulliparous and parous women completed a questionnaire at gestational week 30 (T1) and two months postpartum (T2). FOC was assessed using versions A (T1) and B (T2) of the Wijma Delivery Expectancy/Experience Questionnaire (W-DEQ).

Results: At T1, women who preferred home birth had significantly lower FOC compared with women who preferred a hospital birth (mean \pm SD W-DEQ scores: 55 ± 19.8 and 64 ± 18.3 , respectively, $P < .01$). About 28% of women who responded at T2 gave birth at home. Congruence between the preferred and actual childbirth location was not predictive of FOC assessed at T2 when adjusted for obstetric and psychological variables. In an extended analysis, we found that except for prepartum FOC, the following variables also correlated with postpartum FOC: being referred because of complications and poor neonatal condition.

Conclusions: Compared to women who prefer hospital birth, women who prefer home birth have lower prepartum and postpartum FOC. Giving birth at a location other than the preferred location does not appear to affect postpartum FOC. Whether giving birth at home or in the hospital, caregivers should pay extra attention to women with high FOC because they are vulnerable to postpartum FOC, especially after a complicated birth and referral.

KEYWORDS

fear of childbirth, home birth, place of giving birth

1 | INTRODUCTION

In most Western countries, most pregnant women choose to give birth in a hospital, even in the case of a low-risk

pregnancy. In contrast, in The Netherlands approximately half of all pregnant women, being low-risk, are given the option of choosing either home birth or a hospital birth under the care of a midwife.¹ Although, of all births, the percentage

of home births declined in the past decade from nearly 30% to approximately 13%,¹ this rate is still relatively high compared with other Western countries, in which only 0.5%-2.2% of births occur at home.²

In The Netherlands, women with a low-risk pregnancy typically receive their prepartum to postpartum care from a trained, licensed midwife. However, the woman can be referred to an obstetrician if the mother and/or child's risk profile changes, for example, as a result of pregnancy-induced hypertension, prolonged labor, or postpartum hemorrhage. In addition, women who remain low-risk but request pain relief during labor are also referred to an obstetrician. Referral during a home birth involves handing over the responsibility from the midwife to an obstetrician and transport to the hospital.

The choice of a home birth is in most Western countries considered as unusual and "alternative." Those women are often well educated, are older,³⁻⁵ want to have control and continuity of care,⁶ and are less anxious about birth.⁴ In The Netherlands, when having low risk for complications, the option of home birth has been considered as normal for a long time, especially in rural regions. Here, home birth preference is related to the confidence of family and friends in home birth,^{7,8} higher education (in highly urbanized areas),⁹ and the wish to remain in familiar surroundings at home and the need for personal autonomy.¹⁰ Factors associated with a preference for hospital delivery are the expected safety in the hospital and the wish to minimize risks.^{11,12}

The experiences of family and friends and birth stories in social media can influence the woman's ideas about giving birth.^{7,13,14} The magnitude of that influence depends largely on the woman's trust in her own capabilities and her general response to uncertain situations, which—in the case of anxiety—can reveal itself as fear of childbirth (FOC) in the peripartum period.¹⁵ Most women experience some degree of FOC, according to Wijma and Wijma.¹⁶ Severe FOC occurs when the delivery arouses fear to such a degree that it significantly impairs the woman's personal, social, relational, and/or professional life, and her willingness to become pregnant and/or her perceived competence to give birth. FOC is specifically related to labor and delivery, yet half of those with severe FOC also suffer from another kind of anxiety problem.¹⁶

A woman with severe FOC may be unable to objectively process information with respect to her upcoming childbirth, because in general, anxiety-prone individuals are easily triggered by negative information,¹⁷ they may evaluate their situation in search of signs of danger and may attempt to avoid anything related to the fear-inducing situation.¹⁸ For example, a woman may overestimate the risk of experiencing severe health problems either herself or by her child during birth or overestimate the risk of medical interventions in a hospital birth. Therefore, FOC will likely play a role in the preferred location for giving birth. Witteveen

et al¹⁹ reported "more often pregnancy related anxiety in Dutch low risk women with planned hospital birth" compared to women with planned home birth, which concept roughly corresponds with FOC. However, in our study in 2005⁷ we did not find a difference in FOC between women preferring home or hospital birth. Moreover, we found increased FOC several weeks postpartum in the group of women who had, as a result of medical risk, undergone a compulsory move from home to hospital during labor. A woman who prefers home birth but ultimately gives birth in a hospital may have to deal with peripartum complications and giving birth in an environment that differs from her original preference, and this may exacerbate the level of FOC. However, the 2005 study was small, and meanwhile, in The Netherlands the home birth rate has rapidly declined. The purpose of this study is to test the following two hypotheses in a larger sample:

1. Women who prefer a home birth have a lower degree of FOC during pregnancy than women who prefer a hospital birth.
2. Women who give birth at a location other than their preferred location experience a higher level of FOC than women who give birth at their preferred location.

2 | METHODS

We included women who were in gestational week 30 of a singleton pregnancy and had a good command of the Dutch language. Using a Web-based questionnaire, the total study sample consisted of 565 low-risk and high-risk participants, with a response rate of 68% of the 825 women who received a request by e-mail. For the present study, we identified 331 women who were at low risk for pregnancy-related complications and were under the care of a licensed midwife (see Figure 1). Women who had a high-risk pregnancy or previously had delivered by means of cesarean were excluded.

2.1 | Design

The prospective cohort study included 13 midwife practices in the southwestern part of The Netherlands, including both urban and rural areas. Participants were recruited from July 2014 through May 2015. At gestational week 20, eligible candidates received an information letter, including a link to the study's website. At gestational week 30 (defined here as T1), the participants received an e-mail with a link to the first set of online questionnaires. Two months postpartum (T2), all participants who completed the questionnaire at T1 were e-mailed with a link to the second set of questionnaires. As needed, up to five reminders were sent. Participants provided written informed consent for our researchers to analyze their

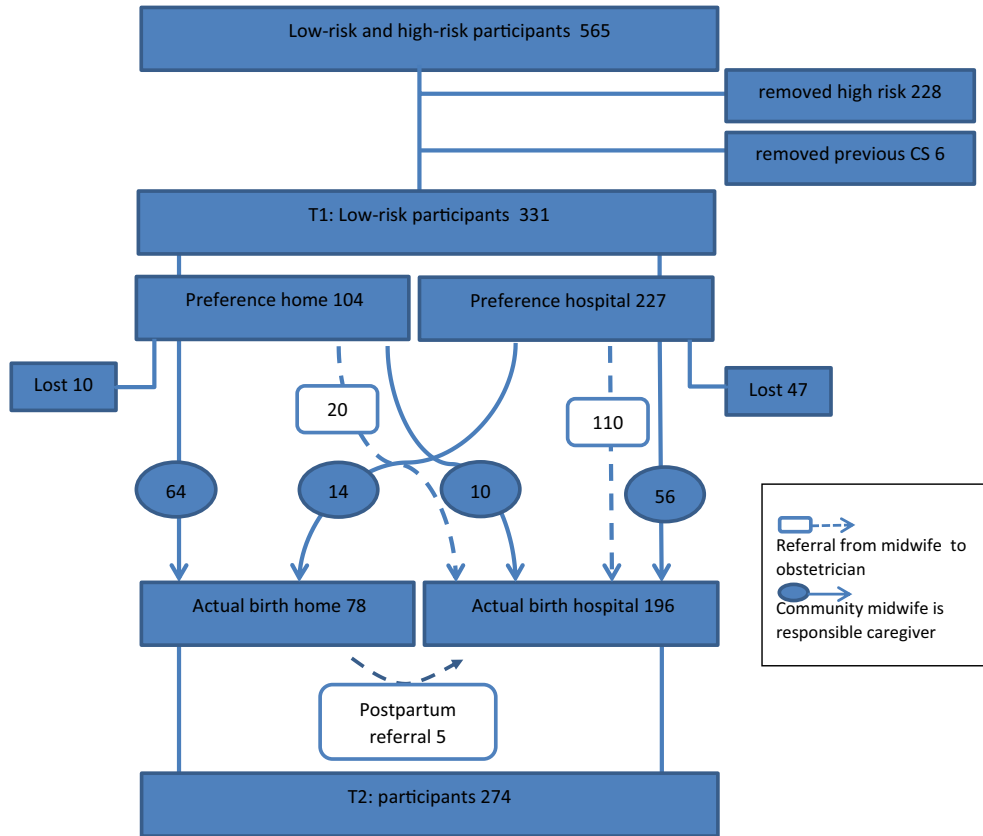


FIGURE 1 Flowchart showing the inclusion and exclusion of participants in the current study, The Netherlands, 2015-2016

obstetric files. The response rate at T2 was 83%. The study was approved by the Medical Ethics Committee of the Leiden University Medical Center (number P14.067).

2.2 | Measures

The following sociodemographic data were collected at T1: age, marital status, education level, employment status, and country of birth. At T1 and/or T2, self-reported obstetric data were collected: parity, referral (yes/no) and indication for referral, preferred and actual location for giving birth, transport during/after labor (yes/no and means of transportation if relevant), method of labor onset (natural/induced), use of pain relief (yes/no), delivery mode (vaginal birth/CS), and neonatal condition.

Preferred place of birth was determined using the question “If you could choose, would you prefer a home birth or hospital birth?” followed by an open question designed to determine the reasons for this preference. We developed a “congruence” variable by combining preferred and actual place of birth, with four possible outcome groups: home-home, hospital-hospital (preferred location congruent with actual birth location), home-hospital, and hospital-home (actual location incongruent with preferred location).

Referral was defined as handing over of the responsibility for the woman's obstetric care from the midwife to an obstetrician because of: (a) complications during pregnancy, labor, delivery, or within 2 hours postpartum; and (ii) the woman's request of pharmacological pain relief.

Fear of childbirth (FOC) was measured at T1 (version A) and T2 (version B) of the Wijma Delivery Expectancy/Experience Questionnaire (W-DEQ), a 33-item self-assessment rating scale. The original Swedish version is well validated^{20,21} and includes 33 statements with respect to giving birth with answers to be rated on a scale of 0-5, yielding a final total score of 0 to 165. A higher W-DEQ score indicates a higher level of FOC. A score ≥ 85 indicates severe FOC, whereas a score < 85 represents a continuum ranging from no FOC to manageable FOC.¹⁶ Wijma et al previously reported that the internal reliability (Cronbach's alpha) of the W-DEQ is 0.93 and 0.94 for versions A and B, respectively, and the split-half reliability for both versions is > 0.90 .²⁰ Consistent with this high degree of reliability, in our study Cronbach's alpha was 0.90 and 0.92 for versions A and B, respectively. Mentions of FOC in the following text refer to W-DEQ scores.

FOC is a distinct psychological construct, separate from general anxiety.²⁰ Therefore, at T1 we added the Hospital Anxiety and Depression Scale (HADS) to accentuate and

statistically control for the difference between FOC, and general anxiety and depression.

HADS is designed to detect depression and anxiety among patients in a nonpsychiatric clinic²² and includes two 7-item subscales (one for anxiety and one for depression), each with a total score ranging from 0 to 21. For each subscale, a score ≥ 11 is considered to represent clinically important signs of general anxiety or depression. In our study, Cronbach's alpha was 0.77 and 0.72 for the anxiety and depression subscales,

respectively. A history of mental health problems (no/yes) was also asked for at T1.

2.3 | Data analysis

For statistical analyses, we used IBM SPSS Statistics for Windows, version 23.0 (IBM Corp.). Groups were compared using the Pearson chi-square test (for categorical variables) or the Student *t* test (for continuous variables). By scanning

TABLE 1 Characteristics of pregnant women at 30 wk gestation (T1) preferring home or hospital birth, The Netherlands, 2015-2016

	Preference home n = 104 n (%) or mean \pm SD	Preference hospital n = 227 n (%) or mean \pm SD
Age		
≤ 25	7 (6.7)	21 (9.3)
26-35	80 (77.0)	177 (78.0)
≥ 36	17 (16.3)	29 (12.7)
Educational level finished		
Elementary/high school	6 (6.0)	24 (10.6)
Vocational education (associates degree)	21 (20.0)	64 (28.2)
University (bachelor/ master)	77 (74.0)	139 (61.2)
Country of origin		
The Netherlands	95 (91.3)	198 (87.2)
Other	9 (8.7)	29 (12.8)
Work**		
Full time	31 (29.8)	105 (46.3)
Part time	60 (57.7)	74 (32.6)
Unemployed/other	13 (12.5)	48 (21.1)
Marital status		
Married/cohabiting	102 (99.0)	224 (99.0)
Single mother	1 (1.0)	3 (1.0)
Mental problems now or in past*		
No	78 (75.7)	183 (86.7)
Yes	25 (24.3)	28 (13.3)
Parity***		
Nulliparous	41 (39.8)	149 (66.2)
Multiparous	62 (60.2)	76 (33.8)
Severe FOC*		
W-DEQ <85	98 (94.0)	189 (86.0)
W-DEQ ≥ 85	6 (6.0)	31 (14.0)
Mean W-DEQ score**	55 \pm 19.8	64 \pm 18.3
HADS anxiety score	5 \pm 3.4	5 \pm 2.8
HADS depression score	3 \pm 2.9	3 \pm 2.6

Note: Numbers may not add to totals because of unknown responses.

* $P < .05$.

** $P < .01$.

*** $P < .001$.

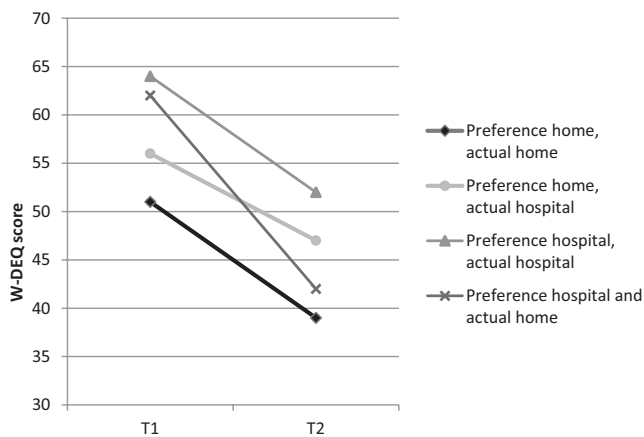


FIGURE 2 Mean W-DEQ scores in the indicated groups based on their initial preference at T1 and their actual place of giving birth (reported at T2), The Netherlands, 2015-2016

primary data for words and phrases most commonly used by respondents, the reasons for preference of home or hospital birth were evaluated.

In the following tests, the W-DEQ score was used as a continuous variable. Differences in W-DEQ scores between T1 and T2 were tested using a repeated-measures ANOVA. Predictors for the preferred place of giving birth were evaluated using a logistic regression analysis.

A hierarchical multiple regression analysis was performed to analyze potential predictor variables of postpartum FOC. The mean W-DEQ score (T2) was the dependent variable. We entered potential predictor variables of postpartum FOC in three consecutive stepwise blocks (Congruence groups, Obstetric characteristics, and Psychological precondition) to observe a weight shift in the previously entered general predictor variables on the addition of detailed personal predictors. This approach provides a more concise evaluation of the role of each variable from each domain. As referral to obstetrician-led care is required in order to induce labor, to deliver using obstetric instruments, and/or to provide pharmaceutical pain relief, we only used the variable “Referral” in the analysis. The home-home group was used as a reference group, as they had the lowest W-DEQ scores.

3 | RESULTS

At T1, 31% of the participants (104/331) reported that they preferred home birth, whereas the remaining 69% preferred a hospital birth (Figure 1). At T2, 28% of those still remaining in the study (78/274) had given birth at home, whereas the remaining 72% (196/274) had given birth at hospital.

Some commonly cited reasons for preferring a home birth were that respondents: wanted a familiar and comfortable setting, found it easier to relax at home, had heard positive experiences from family or friends, wished to avoid the presence

of numerous medical staff while giving birth, and had a general fear of hospitals. Some commonly cited reasons for preferring a hospital birth were that respondents: felt safer with the availability of medical equipment, specialists, and pharmacological pain relief, felt their home was an inconvenient place to give birth, and wished to avoid the need for transport during labor in the event of complications.

A significantly higher percentage of women preferring home birth were multiparous, worked part time, and reported a history of mental problems than women preferring hospital birth (Table 1). In addition, the women preferring home birth had a lower degree of FOC, including a lower prevalence of severe FOC ($P < .05$) and lower mean W-DEQ scores (Table 1).

Of the 274 women who completed the questionnaires at T2, a significantly higher percentage of women who preferred hospital birth were referred to an obstetrician (61%, 110/180) than women who preferred home birth (21%, 20/94) ($P < .001$). In addition, five of the women who gave birth at home were subsequently referred to hospital because of postpartum complications, three had preferred home birth, and the other two hospital birth. The main reason cited for referral during labor was to augment labor. In addition, 50% of all women being referred also received pain relief.

At T1, 11% of the entire cohort had severe FOC, whereas at T2, only 6% reported having severe FOC. The HADS anxiety and HADS depression scores correlated significantly with the W-DEQ scores both at T1 ($r = .31$ and $r = .28$, respectively) and at T2 ($r = .39$ and $r = .33$, respectively).

Our results generally support our first hypothesis, as women preferring home birth had a significantly lower level of FOC at T1 than women preferring hospital birth (Table 1).

A logistic regression analysis revealed similar results. After adjusting for parity, education, and a history of mental health problems, women with higher FOC were more likely to prefer a hospital birth (OR: 1.02, $n = 316$, $P < .001$).

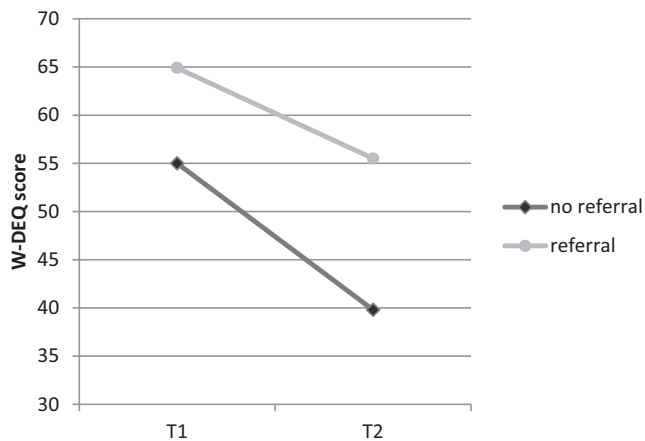
In contrast, our findings do not support hypothesis 2. We found that when prepartum FOC was taken into account, the presumed effect of “incongruence of preferred and actual place of birth” on postpartum measured FOC could not be demonstrated.

To reach this conclusion, first FOC (mean W-DEQ scores) at T1 and T2 was examined for the four “congruence” groups (Figure 2). FOC in each group was higher at T1 than at T2 ($P < .001$). The only difference found between the four groups was that women in the home-home group had a lower degree of FOC at both T1 and T2 than women in the hospital-hospital group ($P < .001$) (repeated-measures ANOVA using the Bonferroni post hoc correction).

The hierarchical multiple regression analysis (Table 2) also shows that the hospital→hospital group predicts higher postpartum FOC than the home→home group, whereas the two incongruent groups did not (block 1). However, after adding the obstetric variables to the model (block 2), the

TABLE 2 Correlation (partial r) of preferred-actual place of birth with W-DEQ scores two months postpartum, controlling for obstetric and psychological variables, The Netherlands, 2015-2016

	Standard coefficient beta	t	Partial r Block 1	Partial r Block 1 + 2	Partial r Block 1 + 2 + 3
Block 1 preferred-actual place of giving birth					
Home-hospital	-.03	-0.48	.09	-.01	-.03
Hospital-hospital	.02	0.31	.22***	.06	.02
Hospital-home	-.03	-0.52	.03	.005	-.03
Block 2 obstetric variables					
Condition of the newborn (needed help/good)	-.18	-3.32		-.22***	-.20**
Referral from gestation week 30 till 2 h postpartum (no/yes)	.21	3.33		.21**	.20**
Parity (nulli/parous)	-.05	-0.81		-.14*	-.05
Block 3 psychological variables					
W-DEQ T1	.30	5.00			.30***
HADS anxiety T1	.13	2.3			.14*
HADS depression T1	.003	0.05			.003
Adjusted R^2			.04	.17	.28

* $P < .05$.** $P < .01$.*** $P < .001$.**FIGURE 3** Mean W-DEQ scores at T1 and T2, in women who remained under the care of their midwife (no referral) and in women who were referred to an obstetrician during pregnancy, during labor, or within 2 h of delivery, The Netherlands, 2015-2016

predictive role of preferred/actual place of birth is overtaken by obstetric predictors. The obstetric variables continue to have predictive value after adding psychological predictors (block 3). After including all variables, the model showed that the incongruence of preferred and actual place of birth did not predict postpartum FOC. However, a high degree of FOC at T1, high general anxiety at T1, a poor neonatal condition, and being referred to an obstetrician because of complications were related to higher postpartum FOC. This final model is statistically significant in predicting postpartum FOC ($P < .001$, adjusted $R^2 = .27$). This indicates that there

are two major groups of women who are prone to postpartum FOC: those who have had medical complications concerning themselves or the baby, and those who already prepartum feared the delivery or had a more general anxiety.

In our final regression model, referral emerged as an important factor. Therefore, we examined the relationship between referral and both prepartum and postpartum FOC using a repeated-measures ANOVA. We found that women who were referred to an obstetrician had a higher degree of FOC at T1 ($P < .01$), a smaller decrease in FOC measured at T2 ($P < .05$), and a higher degree of FOC measured at T2 ($P < .01$) than women not referred (Figure 3). Overall, we found that among the women who were referred, FOC measured at T2 was generally similar for the women who preferred home birth and the women who preferred a hospital birth.

Focusing on the 23 women who initially preferred home birth but were referred to an obstetrician, we found that ten were referred during pregnancy, ten were referred during labor (all transported with their own vehicle), and three were sent to hospital postpartum (of which two women were transported by ambulance). Among these 23 women, only two—both of whom were referred during pregnancy—had severe FOC measured at T2.

4 | DISCUSSION

In support of our first hypothesis, our data show that women who prefer a hospital birth generally have a higher degree of

FOC than women who prefer a home birth, irrespective of parity.

Consistent with previous reports,²³⁻²⁹ we found that women who prefer a hospital birth have a higher likelihood of being referred to an obstetrician and receiving medical interventions than women preferring home birth. As this group has an overrepresentation of women with a high degree of FOC, you may presume that these women desire a secure environment for giving birth, feel less confident in their ability to give birth,³⁰ and generally have a strong desire for pharmacological pain relief,³¹ which all could be reasons for hospital birth preference. Importantly, the reasons for preferring a particular birth location and/or for referral to an obstetrician may be more complicated than meets the eye and could be motivated partly by psychological reasons.³²

The preference for birth location in women with severe FOC may be based on anxiety-inducing images instead of on rational considerations. This phenomenon of threat-related attentional bias has been well documented in anxious individuals.³³ Likewise, judgment of perceived risks is systematically biased in all women who have severe FOC, thereby causing an overestimation of the likelihood of critical—albeit rare—events such as losing the child, and/or an underestimation of the risks associated with less critical—but relatively common—adverse events such as the need to deliver by CS.³⁴ Anecdotal stories from family, friends, and social media, and information available by means of the Internet can reinforce these biases. The woman's emotions connected to a desired or undesired outcome (ie, her intuitive evaluation) can lead to judgment bias with respect to the risks.^{34,35} These emotions can be particularly strong and persistent in women who are prone to fear and can guide not only the decision with respect to where to give birth but also the interpretation of the child-birth experience.

Our results do not support our second hypothesis. Specifically, we found that giving birth at a location other than the woman's preferred location is not a predictor of a high level of FOC measured postpartum, after we adjusted for the variables “being referred” and “FOC during pregnancy.”

Our prediction model shown in Table 2 revealed that a high level of postpartum FOC is associated with high level of prepartum FOC (consistent with previous studies^{27,36}), being referred to an obstetrician, and a poor neonatal condition. The latter two findings may be interpreted as signs of medical interventions and/or complications during labor, which have earlier been shown to increase the risk of postpartum FOC.^{37,38}

Although FOC, general anxiety, and depression were interrelated in our study, FOC clearly appears as a separate predictive construct. In our analyses, prepartum FOC holds up as a clearly discernable psychological variable in its own

right, constituting a significant predictor of postpartum FOC even when general anxiety and depression are controlled for.

We found that women who initially preferred home birth but were referred to an obstetrician (in pregnancy or during labor) did not have a higher level of postpartum FOC than women being referred who initially preferred a hospital birth. This finding may seem surprising, as women who prefer home birth, but are referred to the hospital may need to adjust to the concept of receiving medical care in a more clinical setting. However, the women who initially preferred a home birth generally had lower FOC, which is strongly correlated with a lower level of FOC measured both while giving birth and postpartum.³⁶ Women with a lower level of FOC generally feel more confident in their ability to give birth³⁰ and may therefore be less focused on medical interventions such as pain relief. Rather, these women may focus more strongly on information that increases their confidence in giving birth, thereby helping them to reduce potential anxiety. Some of these women may also have been referred during pregnancy and have therefore had time to adjust to the change in location.

In addition to the above-mentioned factors, the obstetric system itself also plays an important role. Most referrals to an obstetrician do not necessarily arise because of an acute situation³⁹ and that was the case also in our study. Moreover, in the obstetric system where this study took place, the midwife responsible for the home birth accompanied the woman to hospital whenever possible. Other researchers have discussed how particularly fearful women can benefit from such continuous, familiar support.^{40,41}

4.1 | Strengths and limitations

A strength of this study is its prospective design, which allowed us to follow women from gestational week 30 to 2 months postpartum. In addition, FOC was measured using the W-DEQ, an established and broadly validated instrument used in many countries.

In our cohort, both prepartum FOC and postpartum FOC were generally low, as we intentionally selected women with a low-risk pregnancy. Thus, the average level of FOC among our participants is not necessarily comparable to most studies with respect to FOC. Nevertheless, the high percentage of women who preferred home birth and indeed gave birth at home provides empirical insight into a cultural setting in which home birth is considered the standard option rather than an alternative. Conversely, this may be seen as a limitation with respect to the generalizability of our results, as this situation does not necessarily apply to countries that have a much lower rate of home birth rates than The Netherlands. An innate limitation of the study's design is that causality cannot be directly inferred from the identified associations.

4.2 | Conclusions

We found that women who prefer home birth have a lower level of FOC than women who prefer a hospital birth. Interestingly, we also found that women who initially prefer a hospital birth are more likely to be referred to an obstetrician. Finally, we found that a high level of prepartum FOC, being referred to an obstetrician, and a poor neonatal condition predict a high level of FOC measured postpartum, whereas giving birth at a location other than the preferred location does not appear to affect postpartum FOC. Women with high FOC might give birth at home and in the hospital, but caregivers should pay extra attention to them because they are vulnerable to postpartum FOC, especially after a complicated birth requiring a referral.

ORCID

Anne-Marie Sluijs  <https://orcid.org/0000-0003-2417-4585>

REFERENCES

- Perined. *Perinatal Care in the Netherlands 2016 (Perinatale Zorg in Nederland 2016)*. Utrecht: Perined; 2018.
- Zielinski R, Ackerson K, Kane Low L. Planned home birth: benefits, risks, and opportunities. *Int J of Womens Health*. 2015;7:361-377.
- Boucher D, Bennett C, McFarlin B, Freeze R. Staying home to give birth: why women in the United States choose home birth. *J Midwifery Womens Health*. 2009;54(2):119-126.
- Waldenstrom U, Nilsson CA. Characteristics of women choosing birth center care. *Acta Obstet Gynecol Scand*. 1993;72(3):181-188.
- MacDorman MF, Menacker F, Declercq E. Trends and characteristics of home and other out-of-hospital births in the United States, 1990–2006. *Natl Vital Stat Rep*. 2010;58(11):1-14, 6.
- Abel S, Kearns RA. Birth places: a geographical perspective on planned home birth in New Zealand. *Soc Sci Med*. 1991;33(7):825-834.
- Sluijs A-M, Cleiren M, Scherjon SA, Wijma K. Does fear of childbirth or family history affect whether pregnant Dutch women prefer a home- or hospital birth? *Midwifery*. 2015;31(12):1143-1148.
- Wiegers TA, Van der Zee J, Kerssens JJ, Keirse MJ. Home birth or short-stay hospital birth in a low risk population in The Netherlands. *Soc Sci Med*. 1998;46(11):1505-1511.
- Kleiverda G, Steen AM, Andersen I, Treffers PE, Everaerd W. Place of delivery in the Netherlands – actual location of confinement. *Eur J Obstet Gynecol Reprod Biol*. 1991;39(2):139-146.
- ten Haken TV, Hendrix M, Nieuwenhuijze M, Bude L, de Vries R, Nijhuis J. Preferred place of birth: characteristics and motives of low-risk nulliparous women in the Netherlands. *Midwifery*. 2012;28(5):609-618.
- Pavlova M, Hendrix M, Nouwens E, Nijhuis J, van Merode G. The choice of obstetric care by low-risk pregnant women in the Netherlands: Implications for policy and management. *Health Policy*. 2009;93(1):27-34.
- van Haaren-ten Haken T, Pavlova M, Hendrix M, Nieuwenhuijze M, de Vries R, Nijhuis J. Eliciting preferences for key attributes of intrapartum care in the Netherlands. *Birth*. 2014;41(2):185-194.
- Stoll K, Hall W, Janssen P, Carty E. Why are young Canadians afraid of birth? A survey study of childbirth fear and birth preferences among Canadian University students. *Midwifery*. 2014;30(2):220-226.
- Luce A, Cash M, Hundley V, Cheyne H, van Teijlingen E, Angell C. “Is it realistic?” the portrayal of pregnancy and childbirth in the media. *BMC Pregnancy Childbirth*. 2016;16(1):40.
- Zar M, Wijma K, Wijma B. Relations between anxiety disorders and fear of childbirth during late pregnancy. *Clin Psychol Psychother*. 2002;9(2):122-130.
- Wijma K, Wijma B. A woman afraid to deliver: how to manage childbirth anxiety. In: Paarlberg KM, van de Wiel H, eds. *Bio-psycho-social Obstetrics and Gynecology*. Switzerland: Springer International Publishing; 2017:3-31.
- Keough ME, Riccardi CJ, Timpano KR, Mitchell MA, Schmidt NB. Anxiety symptomatology: the association with distress tolerance and anxiety sensitivity. *Behav Ther*. 2010;41(4):567-574.
- Ouimet AJ, Gawronski B, Dozois D. Cognitive vulnerability to anxiety: a review and an integrative model. *Clin Psychol Rev*. 2009;29(6):459-470.
- Witteveen AB, De Cock P, Huizink AC, De Jonge A, Klomp T, Westerneng M. Geerts pregnancy related anxiety and general anxious or depressed mood and the choice for birth setting: a secondary data-analysis of the DELIVER study. *BMC Pregnancy Childbirth*. 2016;16(1):363.
- Wijma K, Wijma B, Zar M. Psychometric aspects of the W-DEQ; a new questionnaire for the measurement of fear of childbirth. *J Psychosom Obstet Gynaecol*. 1998;19(2):84-97.
- Zar M. *Diagnostic Aspects of Fear of Childbirth*. Linköping: Linköping University; 2001.
- Bjelland I, Dahl AA, Haug TT, Neckelmann D. The validity of the Hospital Anxiety and Depression Scale. An updated literature review. *J Psychosom Res*. 2002;52(2):69-77.
- Geerts CC, Klomp T, Lagro-Janssen A, Twisk J, van Dillen J, de Jonge A. Birth setting, transfer and maternal sense of control: results from the DELIVER study. *BMC Pregnancy Childbirth*. 2014;14. Article number: 27.
- van der Hulst L, van Teijlingen ER, Bonsel GJ, Eskes M, Bleker OP. Does a pregnant woman's intended place of birth influence her attitudes toward and occurrence of obstetric interventions? *Birth*. 2004;31(1):28-33.
- Maassen MS, Hendrix M, Van Vugt HC, Veersema S, Smits F, Nijhuis JG. Operative deliveries in low-risk pregnancies in the Netherlands: primary versus secondary care. *Birth*. 2008;35(4):277-282.
- Blix E, Huitfeldt AS, Oian P, Straume B, Kumle M. Outcomes of planned home births and planned hospital births in low-risk women in Norway between 1990 and 2007: A retrospective cohort study. *Sex Reprod Healthc*. 2012;3(4):147-153.
- Sluijs AM, Cleiren M, Scherjon SA, Wijma K. No relationship between fear of childbirth and pregnancy-/delivery-outcome in a low-risk Dutch pregnancy cohort delivering at home or in hospital. *J Psychosom Obstet Gynecol*. 2012;33(3):99-105.
- Faucon C, Brillac T. Planned home versus planned hospital births: Adverse outcomes comparison by reviewing the international literature. *Gynecol Obstet Fertil*. 2013;41(6):388-393.
- Hutton EK, Cappelletti A, Reitsma AH, et al. Outcomes associated with planned place of birth among women with low-risk pregnancies. *CMAJ*. 2016;188(5):E80-90.

30. Salomonsson B, Gullberg MT, Alehagen S, Wijma K. Self-efficacy beliefs and fear of childbirth in nulliparous women. *J Psychosom Obstet Gynecol*. 2013;34(3):116-121.
31. Alehagen S, Wijma B, Lundberg U, Wijma K. Fear, pain and stress hormones during childbirth. *J Psychosom Obstet Gynaecol*. 2005;26(3):153-165.
32. Regan M. Women's perceptions of childbirth risk and place of birth. *J Clin Ethics*. 2013;24(3):239-252.
33. Bar-Haim Y, Lamy D, Pergamin L, Bakermans-Kranenburg MJ, van IJzendoorn MH. Threat-related attentional bias in anxious and nonanxious individuals: a meta-analytic study. *Psychol Bull*. 2007;133(1):1-24.
34. Kahneman D. *Thinking, Fast and Slow*. London: Penguin; 2011:129-136.
35. Slovic P, Finucane ML, Peters E, Macgregor DG. The affect heuristic. In: Lichtenstein S, P. Slovic, ed. *The Construction of Preference*. Cambridge: Cambridge University Press; 2006:434-453.
36. Zar M, Wijma K, Wijma B. Pre- and postpartum fear of childbirth in nulliparous and parous women. *Scand J Behav Ther*. 2001;30(2):75-84.
37. Ayers S, Bond R, Bertullies S, Wijma K. The aetiology of post-traumatic stress following childbirth: a meta-analysis and theoretical framework. *Psychol Med*. 2016;46(6):1121-1134.
38. Stramrood CA, Wessel I, Doornbos B, et al. Posttraumatic stress disorder following preeclampsia and PPROM: a prospective study with 15 months follow-up. *Reprod Sci*. 2011;18(7):645-653.
39. Amelink-Verburg MP, Verloove-Vanhorick SP, Hakkenberg R, Veldhuijzen I, Gravenhorst JB, Buitendijka SE. Evaluation of 280,000 cases in Dutch midwifery practices: a descriptive study. *BJOG*. 2008;115(5):570-578.
40. Sydsjo G, Blomberg M, Palmquist S, Angerbjorn L, Bladh M, Josefsson A. Effects of continuous midwifery labour support for women with severe fear of childbirth. *BMC Pregnancy Childbirth*. 2015;15. Article number: 115.
41. de Jonge A, Stuijt R, Eijke I, Westerman MJ. Continuity of care: what matters to women when they are referred from primary to secondary care during labour? A qualitative interview study in the Netherlands. *BMC Pregnancy Childbirth*. 2014;14.

SUPPORTING INFORMATION

Additional supporting information may be found online in the Supporting Information section at the end of the article.

How to cite this article: Sluijs A-M, Cleiren MPhD, van Lith JMM, Wijma B, Wijma K. Is fear of childbirth related to the woman's preferred location for giving birth? A Dutch low-risk cohort study. *Birth*. 2020;47:144-152. <https://doi.org/10.1111/birt.12456>