

Post-Ugi gold-catalyzed diastereoselective domino cyclization for the synthesis of diversely substituted spiroindolines

Amit Kumar^{1,2}, Dipak D. Vachhani¹, Sachin G. Modha^{*1,3}, Sunil K. Sharma², Virinder S. Parmar² and Erik V. Van der Eycken^{*1}

Full Research Paper

Open Access

Address:

¹Laboratory for Organic & Microwave-Assisted Chemistry (LOMAC), Department of Chemistry, University of Leuven (KU Leuven), Celestijnenlaan 200F, 3001, Leuven, Belgium, ²Bioorganic Laboratory, Department of Chemistry, University of Delhi, Delhi-110 007, India and ³Chemistry Building-4.20b, School of Chemistry, The University of Manchester, Manchester M13 9PL, UK

Email:

Sachin G. Modha^{*} - sachinmodha@gmail.com;
Erik V. Van der Eycken^{*} - erik.vandereycken@chem.kuleuven.be

^{*} Corresponding author

Keywords:

alkynes; gold; indoles; multicomponent; spiroindolines; Ugi

Beilstein J. Org. Chem. **2013**, *9*, 2097–2102.

doi:10.3762/bjoc.9.246

Received: 22 July 2013

Accepted: 13 September 2013

Published: 14 October 2013

This article is part of the Thematic Series "Multicomponent reactions II".

Guest Editor: T. J. J. Müller

© 2013 Kumar et al; licensee Beilstein-Institut.

License and terms: see end of document.

Abstract

An Ugi four-component reaction of propargylamine with 3-formylindole and various acids and isonitriles produces adducts which are subjected to a cationic gold-catalyzed diastereoselective domino cyclization to furnish diversely substituted spiroindolines. All the reactions run via an *exo-dig* attack in the hydroarylation step followed by an intramolecular diastereoselective trapping of the imminium ion. The whole sequence is atom economic and the application of a multicomponent reaction assures diversity.

Introduction

The importance of nitrogen containing heterocyclic molecules in chemical biology is undisputed. The synthesis of such biologically interesting heterocycles is generally target-oriented, inspired by nature or randomly directed. In all these cases the design of a synthetic sequence to produce a library of diversely substituted molecules is the first and most important step. The basic concept of diversity-oriented synthesis (DOS) involves short reaction sequences, a strong focus on bond construction, and functional group compatibility [1-3]. Reactions that involve

multiple bond formation, such as multicomponent reactions [4-9] and tandem reactions [10-16], are very useful in this context.

As an efficient activator of alkynes, gold has recently attracted a lot of attention [17-36]. Many tandem approaches have been reported which utilize this coinage metal for the construction of variously substituted complex molecules [37-43]. We have recently reported a post-Ugi gold-catalyzed intramolecular

domino cyclization sequence which produces spiroindolines (Scheme 1) [44]. The first step in this sequence is an Ugi four-component reaction (Ugi-4CR) [4,5] with 2-alkynoic acid as an alkyne source. The second step is a cationic gold-catalyzed intramolecular hydroarylation tandem cyclization to produce spiroindolines with complete diastereoselectivity. This synthetic sequence is atom economic and mild conditions are applied to generate a very complex molecular structure from readily available starting materials. Based on this work and our continuous interest in transition metal catalysis [45-54], multi-component reactions [55-57] and the chemistry of the indole core [58-60], we herein report a post-Ugi gold-catalyzed intramolecular domino cyclization sequence for the synthesis of spiroindolines with propargylamines as an alkyne source (Scheme 1).

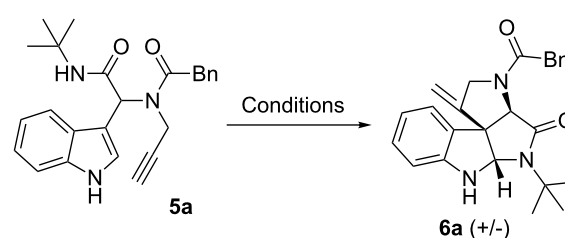
Results and Discussion

The use of benzoic acid as an acid component in the Ugi-4CR did not produce the Ugi-adduct in good yield even after a prolonged reaction time. Therefore, we switched to phenylacetic acid. The Ugi-4CR of indole-3-carboxaldehyde (**1a**), propargylamine (**2a**), phenylacetic acid (**3a**) and *tert*-butylisocyanide (**4a**) in methanol at 50 °C gave the Ugi-adduct **5a** with an excellent yield of 94%. With compound **5a** in hand we were keen to apply the previously developed conditions for intramolecular hydroarylation [44]. Reaction of **5a** with 5 mol % of Au(PPh₃)SbF₆ in chloroform at room temperature produced the desired spiroindoline **6a** in a moderate yield of 55% along with some unidentified byproducts (Table 1, entry 1). The use of a protic acid with a gold catalyst is known in the literature [61-64]. To our delight, when the above reaction was carried out

with 1 equivalent of trifluoroacetic acid (TFA) the yield was improved to 81% (Table 1, entry 2). Apart from being a good proton source TFA might be working as a coligand.

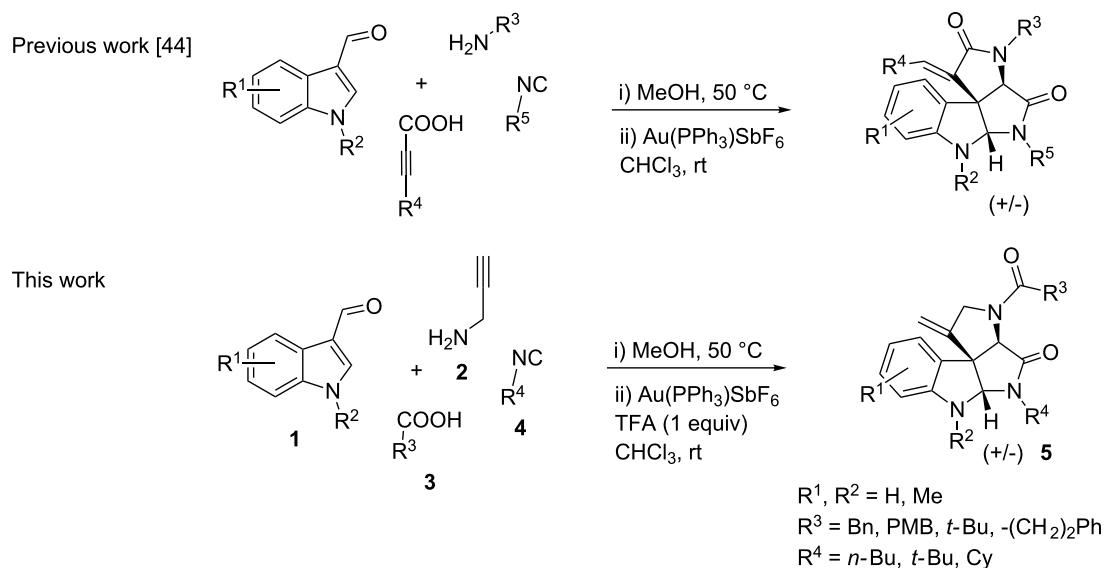
Experiments with PtCl₂ as a catalyst did not show any conversion and the starting material was recovered quantitatively (Table 1, entries 3 and 4). In absence of the gold catalyst no product could be observed (Table 1, entry 5). The application of *p*-toluenesulfonic acid (PTSA) instead of TFA did not improve the outcome (Table 1, entry 6).

Table 1: Optimization for the intramolecular hydroarylation.^a



Entry	Catalyst (mol %)	Acid (1 equiv)	Time h	% Yield ^b
1	Au(PPh ₃)SbF ₆ (5)	—	2	55 ^c
2	Au(PPh₃)SbF₆ (5)	TFA	2	81
3	PtCl ₂ (5)	—	10	— ^d
4	PtCl ₂ (5)	TFA	10	— ^d
5	—	TFA	10	— ^d
6	Au(PPh ₃)SbF ₆ (5)	PTSA	2	70

^aAll the reactions were run on 0.1 mmol scale of **5a** with chloroform (2 mL) as a solvent at rt. ^bIsolated yields. ^cUnidentified byproducts were formed. ^dNo conversion.



Scheme 1: Gold-catalyzed approaches towards spiroindolines.

Having the optimized conditions in hand (Table 1, entry 2), various Ugi-adducts **5b–q** were synthesized and subjected to this hydroarylation domino cyclization sequence (Table 2). Different substituents are well-tolerated and the spiroindolines were obtained in good to excellent yields. A methyl substituent on the indole nitrogen did not hamper the domino cyclization (Table 2, entries 4, 6, 11, 12, 14, 15). Substituents like *tert*-butyl, cyclohexyl and *n*-butyl on the isonitrile are well-tolerated for the domino cyclization on the second position of the indole (Table 2, entries 1–16). Regarding the substituents coming from the acid part, *tert*-butyl gave a decreased yield

probably due to steric hindrance (Table 2, entry 5). It is noteworthy that the gold-catalyzed intramolecular hydroarylation exclusively gives the *exo-dig* product in all cases and with complete diastereoselectivity.

A plausible mechanism [30,44] is shown in Scheme 2 with only the *R*-isomer of the Ugi-adduct **5a** to simplify the discussion. The cationic gold coordinates with the terminal alkyne which becomes activated for a nucleophilic attack. This can occur from both sides of the indole core. When the attack occurs from the back side of the indole core, spiro intermediate **B**

Table 2: Scope and limitations of intramolecular domino cyclization.^a

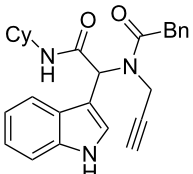
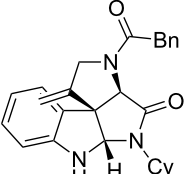
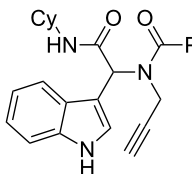
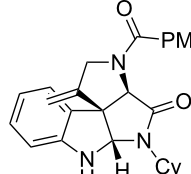
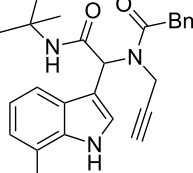
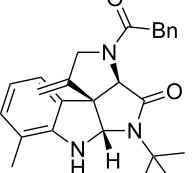
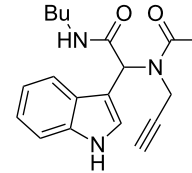
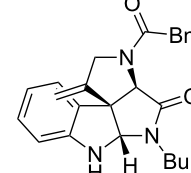
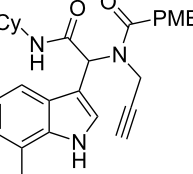
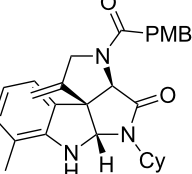
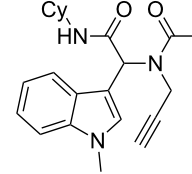
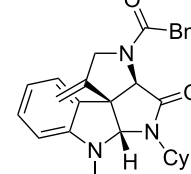
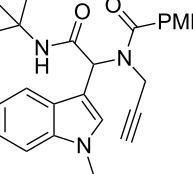
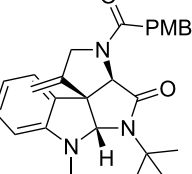
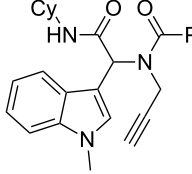
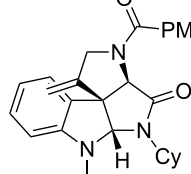
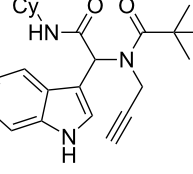
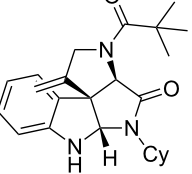
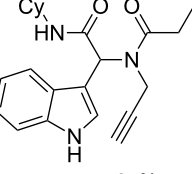
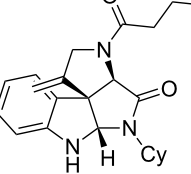
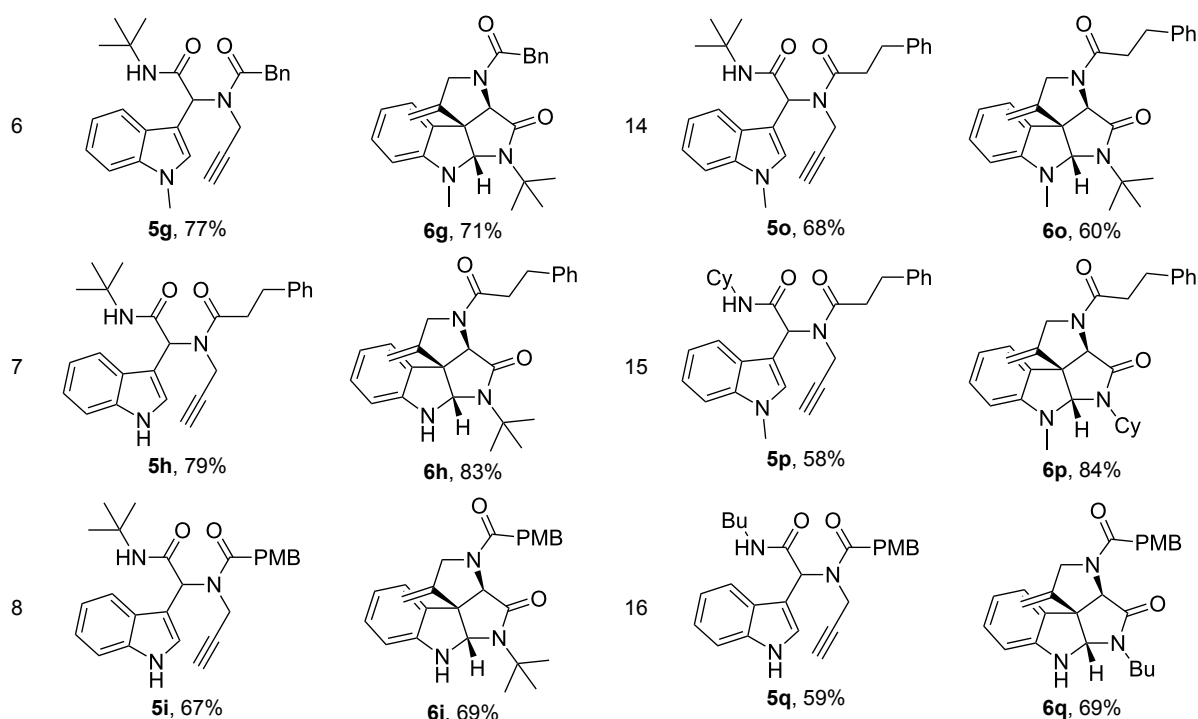
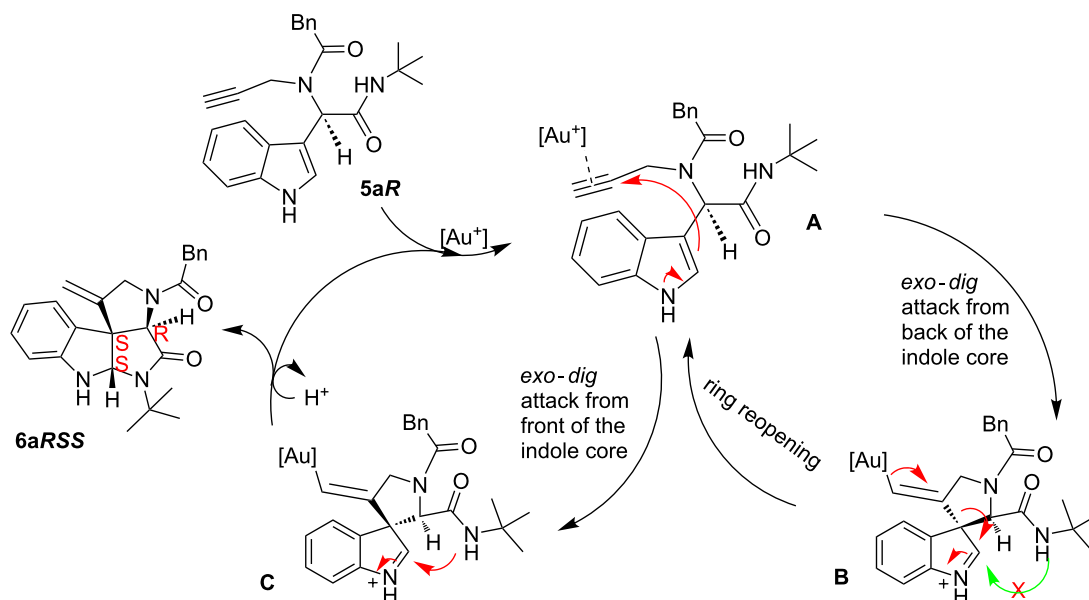
Entry	Ugi adduct 5	Spiroindolines 6 (+/-)	Entry	Ugi adduct 5	Spiroindolines 6 (+/-)
1			9		
2			10		
3			11		
4			12		
5			13		

Table 2: Scope and limitations of intramolecular domino cyclization.^a (continued)

^aAll the reaction were run on a 0.2 mmol scale of **5** in a screw capped vial employing the optimal conditions of Table 1. Cy = cyclohexyl, Bn = benzyl, PMB = *p*-methoxybenzyl, Bu = *n*-butyl.

**Scheme 2:** Plausible mechanism for the domino sequence.

will be formed. However, in this spiro intermediate the intramolecular trapping of the imminium ion by the amidic NH is sterically impossible and thus the intermediate reopens to inter-

mediate **A**. If the attack takes place from the front side of the indole core, intermediate **C** is formed and trapping is possible. After deprotonation and protodeauration the desired spiro-

indoline **6a** is formed with the stereochemistry of two new stereocenters *S*.

Conclusion

In conclusion we have developed a diversity-oriented post-Ugi gold-catalyzed intramolecular hydroarylation domino cyclization sequence for the diastereoselective synthesis of spiroindolines. The mild reaction conditions and short synthetic sequence are the merits of this method. The flexibility given by the multi-component reaction assures the generation of diversity.

Experimental

General procedure for the synthesis of spiroindolines **6a–q**

To a screw capped vial Au(PPh₃)Cl (5 mol %) and AgSbF₆ (5 mol %) were loaded along with chloroform (2 mL). Ugi product **5** (0.2 mmol) was added followed by TFA (1 equiv), and the reaction mixture was stirred at rt. After completion, the reaction mixture was partitioned between EtOAc (100 mL) and 2 N K₂CO₃ solution (2 × 50 mL). The organic layer was washed with brine (50 mL), dried over magnesium sulfate, and evaporated under reduced pressure. The obtained residue was purified by silica gel column chromatography (10% diethyl ether in dichloromethane) to afford compound **6a–q**.

Supporting Information

Supporting Information File 1

Experimental section.

[<http://www.beilstein-journals.org/bjoc/content/supplementary/1860-5397-9-246-S1.pdf>]

Acknowledgements

The authors wish to thank the F.W.O [Fund for Scientific Research – Flanders (Belgium)] and the Research Fund of the University of Leuven (KU Leuven) for financial support. A.K. is thankful to EMA2experts (Erasmus Mundus Action 2, Lot 11 Asia: Experts) for providing a doctoral exchange scholarship, and D.D.V. is thankful to EMECW, lot 13 (Erasmus Mundus External Cooperation Window, Lot 13) for providing a doctoral scholarship. The authors thank Ir. B. Demarsin for HRMS measurements.

References

- Ruijter, E.; Scheffelaar, R.; Orru, R. V. A. *Angew. Chem., Int. Ed.* **2011**, *50*, 6234–6246. doi:10.1002/anie.201006515
- Ganem, B. *Acc. Chem. Res.* **2009**, *42*, 463–472. doi:10.1021/ar800214s
- El Kaïm, L.; Grimaud, L. *Mol. Diversity* **2010**, *14*, 855–867. doi:10.1007/s11030-009-9175-3
- Dömling, A.; Ugi, I. *Angew. Chem., Int. Ed.* **2000**, *39*, 3168–3210. doi:10.1002/1521-3773(20000915)39:18<3168::AID-ANIE3168>3.0.CO;2-U
- Dömling, A. *Chem. Rev.* **2006**, *106*, 17–89. doi:10.1021/cr0505728
- Ramón, D. J.; Yus, M. *Angew. Chem., Int. Ed.* **2005**, *44*, 1602–1634. doi:10.1002/anie.200460548
- Dömling, A.; Wang, W.; Wang, K. *Chem. Rev.* **2012**, *112*, 3083–3135. doi:10.1021/cr100233r
- Shriri, M. *Chem. Rev.* **2012**, *112*, 3508–3549. doi:10.1021/cr2003954
- Chen, Z.; Zheng, D.; Wu, J. *Org. Lett.* **2011**, *13*, 848–851. doi:10.1021/ol102775s
- Tietze, L. F.; Rackelmann, N. *Pure Appl. Chem.* **2004**, *76*, 1967–1983. doi:10.1351/pac200476111967
- Yang, J.; Xie, X.; Wang, Z.; Mei, R.; Zheng, H.; Wang, X.; Zhang, L.; Qi, J.; She, X. *J. Org. Chem.* **2013**, *78*, 1230–1235. doi:10.1021/jo302404v
- Cheng, H.-G.; Lu, L.-Q.; Wang, T.; Yang, Q.-Q.; Liu, X.-P.; Li, Y.; Deng, Q.-H.; Chen, J.-R.; Xiao, W.-J. *Angew. Chem., Int. Ed.* **2013**, *52*, 3250–3254. doi:10.1002/anie.201209998
- El Kaïm, L.; Grimaud, L.; Le Goff, X.-F.; Menes-Arzate, M.; Miranda, L. D. *Chem. Commun.* **2011**, *47*, 8145–8147. doi:10.1039/c1cc12236c
- Bai, B.; Li, D.-S.; Huang, S.-Z.; Ren, J.; Zhu, H.-J. *Nat. Prod. Bioprospect.* **2012**, *2*, 53–58. doi:10.1007/s13659-012-0003-6
- Lajiness, J. P.; Jiang, W.; Boger, D. L. *Org. Lett.* **2012**, *14*, 2078–2081. doi:10.1021/ol300599p
- Fan, F.; Xie, W.; Ma, D. *Org. Lett.* **2012**, *14*, 1405–1407. doi:10.1021/ol3003496
- Fürstner, A. *Chem. Soc. Rev.* **2009**, *38*, 3208–3221. doi:10.1039/b816696j
- Dyker, G. *Angew. Chem., Int. Ed.* **2000**, *39*, 4237–4239. doi:10.1002/1521-3773(20001201)39:23<4237::AID-ANIE4237>3.0.CO;2-A
- Hashmi, A. S. K.; Hutchings, G. *Angew. Chem., Int. Ed.* **2006**, *45*, 7896–7936. doi:10.1002/anie.200602454
- Fürstner, A.; Davies, P. W. *Angew. Chem., Int. Ed.* **2007**, *46*, 3410–3449. doi:10.1002/anie.200604335
- Gorin, D. J.; Sherry, B. D.; Toste, F. D. *Chem. Rev.* **2008**, *108*, 3351–3378. doi:10.1021/cr068430g
- Jiménez-Núñez, E.; Echavarren, A. M. *Chem. Rev.* **2008**, *108*, 3326–3350. doi:10.1021/cr0684319
- Li, Z. G.; Brouwer, C.; He, C. *Chem. Rev.* **2008**, *108*, 3239–3265. doi:10.1021/cr068434l
- Arcadi, A. *Chem. Rev.* **2008**, *108*, 3266–3325. doi:10.1021/cr068435d
- Hashmi, A. S. K.; Rudolph, M. *Chem. Soc. Rev.* **2008**, *37*, 1766–1775. doi:10.1039/b615629k
- Rudolph, M.; Hashmi, A. S. K. *Chem. Soc. Rev.* **2012**, *41*, 2448–2462. doi:10.1039/c1cs15279c
- Echavarren, A. M. *Nat. Chem.* **2009**, *1*, 431–433. doi:10.1038/nchem.344
- Jiménez-Núñez, E.; Echavarren, A. M. *Chem. Commun.* **2007**, 333–346. doi:10.1039/b612008c
- Rudolph, M.; Hashmi, A. S. K. *Chem. Commun.* **2011**, *47*, 6536–6544. doi:10.1039/c1cc10780a
- Hashmi, A. S. K. *Angew. Chem., Int. Ed.* **2010**, *49*, 5232–5241. doi:10.1002/anie.200907078
- Ferrer, C.; Echavarren, A. M. *Angew. Chem., Int. Ed.* **2006**, *45*, 1105–1109. doi:10.1002/anie.200503484

32. Ferrer, C.; Amijs, C. H. M.; Echavarren, A. M. *Chem.–Eur. J.* **2007**, *13*, 1358–1373. doi:10.1002/chem.200601324
33. Ferrer, C.; Escribano-Cuesta, A.; Echavarren, A. M. *Tetrahedron* **2009**, *65*, 9015–9020. doi:10.1016/j.tet.2009.08.067
34. Hashmi, A. S. K.; Yang, W.; Rominger, F. *Angew. Chem., Int. Ed.* **2011**, *50*, 5762–5765. doi:10.1002/anie.201100989
35. Hashmi, A. S. K.; Yang, W.; Rominger, F. *Chem.–Eur. J.* **2012**, *18*, 6576–6580. doi:10.1002/chem.201200314
36. Chaladaj, W.; Corbet, M.; Fürstner, A. *Angew. Chem., Int. Ed.* **2012**, *51*, 6929–6933. doi:10.1002/anie.201203180
37. Loh, C. C. J.; Badorrek, J.; Raabe, G.; Enders, D. *Chem.–Eur. J.* **2011**, *17*, 13409–13414. doi:10.1002/chem.201102793
38. Lu, Y.; Du, X.; Jia, X.; Liu, Y. *Adv. Synth. Catal.* **2009**, *351*, 1517–1522. doi:10.1002/adsc.200900068
39. Xie, X.; Du, X.; Chen, Y.; Liu, Y. *J. Org. Chem.* **2011**, *76*, 9175–9181. doi:10.1021/jo2017668
40. Zhang, L. *J. Am. Chem. Soc.* **2005**, *127*, 16804–16805. doi:10.1021/ja056419c
41. Cera, G.; Crispino, P.; Monari, M.; Bandini, M. *Chem. Commun.* **2011**, *47*, 7803–7805. doi:10.1039/c1cc12328a
42. Cera, G.; Chiarucci, M.; Mazzanti, A.; Mancinelli, M.; Bandini, M. *Org. Lett.* **2012**, *14*, 1350–1353. doi:10.1021/ol300297t
43. Liu, Y.; Xu, W.; Wang, W. *Org. Lett.* **2010**, *12*, 1448–1451. doi:10.1021/ol100153h
44. Modha, S. G.; Kumar, A.; Vachhani, D. D.; Jacobs, J.; Sharma, S. K.; Parmar, V. S.; Van Meervelt, L.; Van der Eycken, E. V. *Angew. Chem., Int. Ed.* **2012**, *51*, 9572–9575. doi:10.1002/anie.201205052
45. Modha, S. G.; Kumar, A.; Vachhani, D. D.; Sharma, S. K.; Parmar, V. S.; Van der Eycken, E. V. *Chem. Commun.* **2012**, *48*, 10916–10918. doi:10.1039/c2cc35900f
46. Vachhani, D. D.; Galli, M.; Jacobs, J.; Van Meervelt, L.; Van der Eycken, E. V. *Chem. Commun.* **2013**, *49*, 7171–7173. doi:10.1039/c3cc43418d
47. Modha, S. G.; Mehta, V. P.; Van der Eycken, E. V. *Chem. Soc. Rev.* **2013**, *42*, 5042–5055. doi:10.1039/c3cs60041f
48. Kumar, A.; Vachhani, D. D.; Modha, S. G.; Sharma, S. K.; Parmar, V. S.; Van der Eycken, E. V. *Eur. J. Org. Chem.* **2013**, 2288–2292. doi:10.1002/ejoc.201300132
49. Vachhani, D. D.; Sharma, A.; Van der Eycken, E. *J. Org. Chem.* **2012**, *77*, 8768–8774. doi:10.1021/jo301401q
50. Vachhani, D. D.; Mehta, V. P.; Modha, S. G.; Van Hecke, K.; Van Meervelt, L.; Van der Eycken, E. V. *Adv. Synth. Catal.* **2012**, *354*, 1593–1599. doi:10.1002/adsc.201100881
51. Vachhani, D. D.; Kumar, A.; Modha, S. G.; Sharma, S. K.; Parmar, V. S.; Van der Eycken, E. V. *Eur. J. Org. Chem.* **2013**, 1223–1227. doi:10.1002/ejoc.201201587
52. Modha, S. G.; Trivedi, J. C.; Mehta, V. P.; Ermolat'ev, D. S.; Van der Eycken, E. V. *J. Org. Chem.* **2011**, *76*, 846–856. doi:10.1021/jo102089h
53. Modha, S. G.; Mehta, V. P.; Ermolat'ev, D. S.; Balzarini, J.; Van Hecke, K.; Van Meervelt, L.; Van der Eycken, E. V. *Mol. Diversity* **2010**, *14*, 767–776. doi:10.1007/s11030-009-9221-1
54. Kumar, A.; Li, Z.; Sharma, S. K.; Parmar, V. S.; Van der Eycken, E. V. *Org. Lett.* **2013**, *15*, 1874–1877. doi:10.1021/ol400526a
55. Mehta, V. P.; Modha, S. G.; Ruijter, E.; Van Hecke, K.; Van Meervelt, L.; Pannecouque, C.; Balzarini, J.; Orru, R. V. A.; Van der Eycken, E. V. *J. Org. Chem.* **2011**, *76*, 2828–2839. doi:10.1021/jo200251q
56. Peshkov, V. A.; Pereshivko, O. P.; Van der Eycken, E. V. *Chem. Soc. Rev.* **2012**, *41*, 3790–3807. doi:10.1039/c2cs15356d
57. Vachhani, D. D.; Sharma, A.; Van der Eycken, E. V. *Angew. Chem., Int. Ed.* **2013**, *52*, 2547–2550. doi:10.1002/anie.201209312
58. Modha, S. G.; Vachhani, D. D.; Jacobs, J.; Van Meervelt, L.; Van der Eycken, E. V. *Chem. Commun.* **2012**, *48*, 6550–6552. doi:10.1039/c2cc32586a
59. Donets, P. A.; Van Hecke, K.; Van Meervelt, L.; Van der Eycken, E. V. *Org. Lett.* **2009**, *11*, 3618–3621. doi:10.1021/ol901356h
60. Donets, P. A.; Van der Eycken, E. V. *Synthesis* **2011**, 2147–2153. doi:10.1055/s-0030-1260057
61. Zhou, C.-Y.; Chan, P. W. H.; Che, C.-M. *Org. Lett.* **2006**, *8*, 325–328. doi:10.1021/ol052696c
62. Brand, J. P.; Waser, J. *Angew. Chem., Int. Ed.* **2010**, *49*, 7304–7307. doi:10.1002/anie.201003179
63. Vachhani, D. D.; Modha, S. G.; Sharma, A.; Van der Eycken, E. V. *Tetrahedron* **2013**, *69*, 359–365. doi:10.1016/j.tet.2012.10.019
64. Tubaro, C.; Baron, M.; Biffis, A.; Basato, M. *Beilstein J. Org. Chem.* **2013**, *9*, 246–253. doi:10.3762/bjoc.9.29

License and Terms

This is an Open Access article under the terms of the Creative Commons Attribution License (<http://creativecommons.org/licenses/by/2.0>), which permits unrestricted use, distribution, and reproduction in any medium, provided the original work is properly cited.

The license is subject to the *Beilstein Journal of Organic Chemistry* terms and conditions: (<http://www.beilstein-journals.org/bjoc>)

The definitive version of this article is the electronic one which can be found at: [doi:10.3762/bjoc.9.246](http://dx.doi.org/10.3762/bjoc.9.246)