

MutantHuntWGS: A Pipeline for Identifying *Saccharomyces cerevisiae* Mutations

Mitchell A. Ellison,¹ Jennifer L. Walker, Patrick J. Ropp, Jacob D. Durrant, and Karen M. Arndt¹

Department of Biological Sciences, University of Pittsburgh, PA, 15260

ORCID IDs: 0000-0002-5682-096X (M.A.E.); 0000-0003-1320-9957 (K.M.A.)

ABSTRACT MutantHuntWGS is a user-friendly pipeline for analyzing *Saccharomyces cerevisiae* whole-genome sequencing data. It uses available open-source programs to: (1) perform sequence alignments for paired and single-end reads, (2) call variants, and (3) predict variant effect and severity. MutantHuntWGS outputs a shortlist of variants while also enabling access to all intermediate files. To demonstrate its utility, we use MutantHuntWGS to assess multiple published datasets; in all cases, it detects the same causal variants reported in the literature. To encourage broad adoption and promote reproducibility, we distribute a containerized version of the MutantHuntWGS pipeline that allows users to install and analyze data with only two commands. The MutantHuntWGS software and documentation can be downloaded free of charge from <https://github.com/mae92/MutantHuntWGS>.

KEYWORDS

Mutant hunt
variant calling
Saccharomyces cerevisiae
bulk segregant analysis
lab evolution

Saccharomyces cerevisiae is a powerful model system for understanding the complex processes that direct cellular function and underpin many human diseases (Birkeland *et al.* 2010; Botstein and Fink 2011; Kachroo *et al.* 2015; Hamza *et al.* 2015, 2020; Wangler *et al.* 2017; Strynka *et al.* 2018). Mutant hunts (*i.e.*, genetic screens and selections) in yeast have played a vital role in the discovery of many gene functions and interactions (Winston and Koshland 2016). A classical mutant hunt produces a phenotypically distinct colony derived from an individual yeast cell with at most a small number of causative mutations. However, identifying these mutations using traditional genetic methods (Lundblad 2001) can be difficult and time-consuming (Gopalakrishnan and Winston 2019).

Whole-genome sequencing (WGS) is a powerful tool for rapidly identifying mutations that underlie mutant phenotypes (Smith and Quinlan 2008; Irvine *et al.* 2009; Birkeland *et al.* 2010). As sequencing technologies improve, the method is becoming more popular and cost-effective (Shendure and Ji 2008; Mardis 2013).

WGS is particularly powerful when used in conjunction with lab-evolution (Goldgof *et al.* 2016; Otilie *et al.* 2017) or mutant-hunt experiments, both with (Birkeland *et al.* 2010; Reavey *et al.* 2015) and without (Gopalakrishnan *et al.* 2019) bulk segregant analysis.

Analysis methods that identify sequence variants from WGS data can be complicated and often require bioinformatics expertise, limiting the number of investigators who can pursue these experiments. There is a need for an easy-to-use, data-transparent tool that allows users with limited bioinformatics training to identify sequence variants relative to a reference genome. To address this need, we created MutantHuntWGS, a bioinformatics pipeline that processes data from WGS experiments conducted in *S. cerevisiae*. MutantHuntWGS first identifies sequence variants in both control and experimental (*i.e.*, mutant) samples, relative to a reference genome. Next, it filters out variants that are found in both the control and experimental samples while applying a variant quality score-cutoff. Finally, the remaining variants are annotated with information such as the affected gene and the predicted impact on gene expression and function. The program also allows the user to inspect all relevant intermediate and output files.

To enable quick and easy installation and to ensure reproducibility, we incorporated MutantHuntWGS into a Docker container (https://hub.docker.com/repository/docker/mellison/mutant_hunt_wgs). With a single command, users can download and install the software. A second command runs the analysis, performing all steps described above. MutantHuntWGS allows researchers to leverage WGS for the efficient identification of causal mutations, regardless of bioinformatics experience.

Copyright © 2020 Ellison *et al.*

doi: <https://doi.org/10.1534/g3.120.401396>

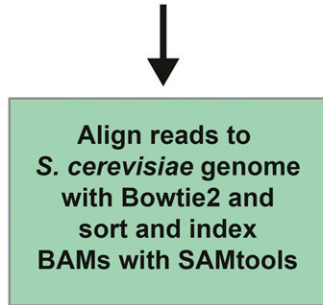
Manuscript received May 15, 2020; accepted for publication June 22, 2020; published Early Online June 30, 2020.

This is an open-access article distributed under the terms of the Creative Commons Attribution 4.0 International License (<http://creativecommons.org/licenses/by/4.0/>), which permits unrestricted use, distribution, and reproduction in any medium, provided the original work is properly cited.

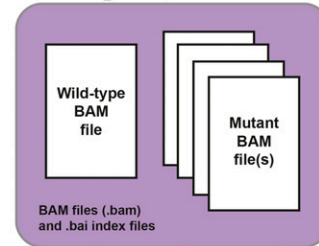
¹Corresponding authors: Department of Biological Sciences, University of Pittsburgh, 4249 Fifth Avenue, Pittsburgh, PA 15260. E-mail: arndt@pitt.edu. Department of Biological Sciences, University of Pittsburgh, 4249 Fifth Avenue, Pittsburgh, PA 15260. E-mail: melliso46@gmail.com.

MutantHuntWGS Analysis Pipeline

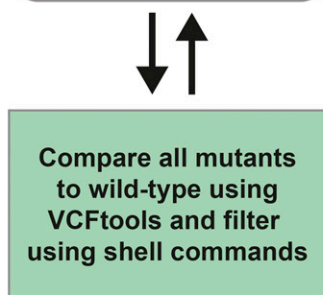
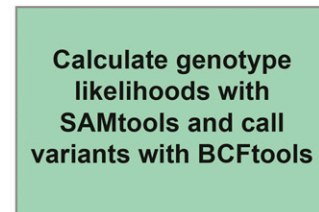
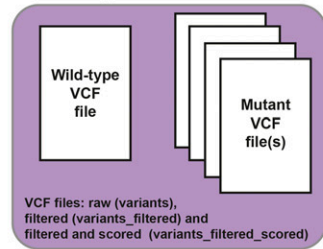
`./Analysis_Directory/FASTQ`




`./Analysis/BAM`



`./Analysis/VCF`



`./Analysis/SNPeff_Output`



`./Analysis/SIFT_Output`




Figure 1 Flow chart of the MutantHuntWGS pipeline. Input data are colored in blue, the various bioinformatics tools in the pipeline are colored in green, and output data are colored in purple. Arrows identify the path of the workflow at each step of the pipeline.

■ **Table 1. Analysis of previously published bulk-segregant and lab-evolution WGS datasets using MutantHuntWGS**

Birkeland <i>et al.</i> (2010)					
SRA ID	SRR064545	SRR064546			
Total Reads (% Mapped)	19,782,779 (92.80%)	20,015,390 (89.57%)	Additional Output Filtering		
Variants Called in Control	10,022		Filtering by	Cutoff	Variant count (%)
Variants Called in Experimental		9,646	Variant quality score	>130	21 (0.21%)
Variants Unique to the Experimental strain with Variant Quality Scores > 100 (% of total)		188 (1.95%)	SnEff Impact	>Moderate	55 (0.57%)
CDS Variants in SIFT output (% of total)		152 (1.58%)	Variant Quality Score + Impact	>130 + >Moderate	6 (0.06%)
Published mutation (s) Identified		Yes	SIFT	Deleterious	6 (0.06%)
Ottilie <i>et al.</i> (2017)					
SRA ID	SRR3480136	SRR3490425	SRR3490399	SRR3490397	SRR3490304
Total Reads (Percent Mapped)	14,684,843 (93.61%)	7,935,729 (98.11%)	3,629,049 (97.53%)	5,611,439 (97.80%)	6,904,333 (97.91%)
Variants Called in Control	526				
Variants Called in Experimental		367	298	336	377
Variants Unique to the Experimental strain with Variant Quality Scores > 100 (% of total)		11 (3.00%)	4 (1.34%)	7 (2.08%)	8 (2.12%)
CDS Variants in SIFT output (% of total)		4 (1.09%)	2 (0.67%)	4 (1.19%)	5 (1.33%)
Published Mutation(s) Identified		Yes	Yes	Yes	Yes
Goldgof <i>et al.</i> (2016)					
SRA ID	SRR3480136	SRR3480251	SRR3480237	SRR3480212	SRR3480267
Total Reads (Percent Mapped)	14,684,843 (93.61%)	6,347,816 (94.49%)	7,480,005 (64.04%)	3,058,951 (98.11%)	2,545,805 (97.51%)
Variants Called in Control	526				
Variants Called in Experimental		487	316	292	301
Variants Unique to the Experimental strain with Variant Quality Scores > 100 (% of total)		10 (2.05%)	8 (2.53%)	6 (2.05%)	4 (1.33%)
CDS Variants in SIFT output (% of total)		4 (0.82%)	3 (0.95%)	4 (1.37%)	2 (0.66%)
Published Mutation(s) Identified		Yes	Yes	Yes	Yes

METHODS

Pipeline overview

The MutantHuntWGS pipeline integrates a series of open-source bioinformatics tools and Unix commands that accept raw sequencing reads (compressed FASTQ format or .fastq.gz) and a text file containing ploidy information as input, and produces a list of sequence variants as output. The user must provide input data from at least two strains: a control strain and one or more experimental strains. The pipeline uses (1) Bowtie2 to align the reads in each input sample to the reference genome (Langmead and Salzberg 2012), (2) SAMtools to process the data and calculate genotype likelihoods (Li *et al.* 2009), (3) BCFtools to call variants (Li *et al.* 2009), (4) VCFtools (Danecek *et al.* 2011) and custom shell commands to compare variants found in experimental and control strains, and (5) SnpEff (Cingolani *et al.* 2012) and SIFT (Vaser *et al.* 2016) to assess where variants are found in relation to annotated genes and the potential impact on the expression and function of the affected gene products (Figure 1). A detailed description of the commands used in the pipeline and all code is available on the MutantHuntWGS Git repository

(<https://github.com/mae92/MutantHuntWGS>; see README.md, Supplemental_Methods.docx files).

Analysis of previously published data

To demonstrate utility, we used MutantHuntWGS to analyze published datasets from paired-end sequencing experiments with DNA prepared from bulk segregants or lab-evolved strains (Birkeland *et al.* 2010; Goldgof *et al.* 2016; Ottilie *et al.* 2017). These data were downloaded from the sequence read archive (SRA) database (<https://www.ncbi.nlm.nih.gov/sra>; project accessions: SRP003355, SRP074482, SRP074623) and decompressed using the SRA toolkit (<https://github.com/ncbi/sra-tools/wiki>). MutantHuntWGS was run from within the Docker container, and each published mutant (experimental) file was compared to its respective published control.

Data availability

All code and supplementary information on the methods used herein are available on the MutantHuntWGS Git repository (<https://github.com/mae92/MutantHuntWGS>).

RESULTS AND DISCUSSION

Installing and running the MutantHuntWGS pipeline

To facilitate distribution and maximize reproducibility, we implemented MutantHuntWGS in a Docker container (Boettiger 2015; Di Tommaso *et al.* 2015). The container houses the pipeline and all of its dependencies in a Unix/Linux environment. We have successfully installed and run MutantHuntWGS on Mac, Linux, and Windows operating systems. To download and install the MutantHuntWGS Docker container, users need only install Docker Desktop (<https://docs.docker.com/get-docker/>), open a command-line terminal, and execute the following command:

```
$ docker run -it -v /PATH_TO_DESKTOP/Analysis_Directory:/Main/Analysis_Directory mellison/mutant_hunt_wgs:version1
```

After download and installation, the command opens a Unix terminal running in the Docker container so users can begin their analysis. From the Unix terminal running in the Docker container, users need only execute the following command to run the MutantHuntWGS pipeline:

```
$ MutantHuntWGS.sh \  
-n FILENAME \  
-g /Main/MutantHuntWGS/S_cerevisiae_Bowtie2_Index_and_FASTA/genome \  
-f /Main/MutantHuntWGS/S_cerevisiae_Bowtie2_Index_and_FASTA/genome.fa \  
-r single \  
-s 100 \  
-p /Main/MutantHuntWGS/S_cerevisiae_Bowtie2_Index_and_FASTA/ploidy_n1.txt \  
-d /Main/Analysis_Directory \  
-o /Main/Analysis_Directory/NAME_YOUR_OUTPUT_FOLDER \  
-a YES
```

A detailed description of the pipeline, its installation, and its use is available in the MutantHuntWGS Git repository readme (<https://github.com/mae92/MutantHuntWGS/blob/master/README.md>).

Utility of the MutantHuntWGS pipeline

MutantHuntWGS processes WGS data through a standard alignment/variant-calling pipeline and compares each experimental strain to a control strain (Figure 1, see Methods). The pipeline's constituent tools are often used for WGS analysis (Reavey *et al.* 2015; Gopalakrishnan and Winston 2019; Gopalakrishnan *et al.* 2019). However, MutantHuntWGS ensures ease of use by assembling these tools in a Docker container and requiring only one command to run them all in sequence. This approach combines the best aspects of previously published pipelines (discussed below) while allowing inexperienced users to install the software and reproducibly apply popular methods.

MutantHuntWGS also ensures that the output data files are well organized and easy to locate. Output files include aligned reads (BAM format), alignment statistics (TXT format), pre- and post-filtering variants (VCF format), SnpEff output (HTML, VCF, and TXT formats), and SIFT output (VCF, XLS formats). The user thus has all the information needed to identify and visually inspect sequence variants, and to generate figures and tables for publication.

MutantHuntWGS combines versatility and simplicity

Our goal in creating MutantHuntWGS was to simplify the installation and usage of robust bioinformatics tools while maintaining flexibility by allowing users to specify certain critical options.

Examples of this, discussed below, include (1) enabling use with additional organisms, (2) allowing users to specify ploidy, (3) filtering by a user-specified variant-quality score, and (4) exposing all intermediate and final output files to facilitate additional filtering and quality control.

MutantHuntWGS is designed for use with *S. cerevisiae* by default but can be adapted to analyze WGS data from any organism. At present, only the necessary reference files for *S. cerevisiae* are included in the MutantHuntWGS download. Investigators who wish to analyze data from an organism other than *S. cerevisiae* need to provide, at minimum, new Bowtie2 indices, a genome FASTA file, and a ploidy file. Bowtie2 indices and genome FASTA files for many model organisms are available at https://support.illumina.com/sequencing/sequencing_software/igenome.html. A FASTA index file (genome.fasta.fai) that can be easily converted into a ploidy file is also available at this link. Unfortunately, performing the SnpEff and SIFT analysis would require slight alterations to the SnpEff and SIFT commands in the pipeline script and a copy of the SIFT library for the organism of interest. We chose not to include reference files and SIFT libraries for other organisms within the Docker container due to the large size of these files. If users encounter difficulties when analyzing non-*S. cerevisiae* WGS data, we encourage them to seek assistance by opening an issue on the MutantHuntWGS Git repository.

Experiments in yeast are often performed in a haploid background, but can also be performed in diploid or occasionally aneuploid backgrounds. The MutantHuntWGS download includes two ploidy files, one for diploids and one for haploids. The user can specify either ploidy file when running the pipeline. MutantHuntWGS will automatically provide this file to BCftools during the variant-calling step. This may be particularly advantageous for analysis of yeast strains with aneuploid chromosomes. Instructions are provided on the GitHub Readme page explaining how to modify the ploidy file to account for aneuploidy in the analysis.

Users may also set variant-quality-score cutoffs (described in detail on GitHub: <https://github.com/mae92/MutantHuntWGS/blob/master/README.md>) to tune the stringency of the analysis. They can also toggle the alignment step to save time when resetting the stringency. This option re-subsets variant calls with a higher or lower stringency cutoff, skipping the more time-consuming upstream steps of the pipeline. Although MutantHuntWGS does not allow users to specify additional cutoffs that filter the output per SnpEff/SIFT effect predictions and scores, users can separately apply such filters to the MutantHuntWGS output files after the fact—thus allowing for increased stringency.

Assessing MutantHuntWGS performance using a bulk segregant analysis dataset

To assess MutantHuntWGS performance, we applied it to bulk segregant analysis data (Birkeland *et al.* 2010) with ploidy set to haploid. MutantHuntWGS identified 188 variants not present in the control strain that passed the variant-quality-score cutoff of 100. Thus only 1.95% of all variants detected in the experimental strain passed the filtering steps (Table 1). Among these was the same *PHO81* (*VAC6*) mutation found in the Birkeland *et al.* (2010) study, which results in an R701S amino acid substitution in the Pho81 protein (Birkeland *et al.* 2010). Our pipeline thus identified the same published causal variant described in the original study.

We were surprised by how many sequence variants (relative to the reference genome) remained after filtering. Given our variant-quality-score cutoff of 100, it is unlikely that these variants were called in error;

instead, they likely reflect high sequence heterogeneity in the genetic backgrounds of the experimental and control strains. To further reduce the length of the variant list, we experimented with additional cutoffs, including (1) more stringent variant-quality-score, (2) SIFT score, and (3) SnpEff impact score cutoffs. A SIFT-score cutoff of <0.05 (deleterious) reduced the number of variants in the SIFT output from 152 to 6 (Table 1). An increased variant-quality-score stringency (>130) reduced the number of variants to 21. A SnpEff impact-score cutoff of > Moderate reduced the number of variants to 55. Finally, a variant quality-score cutoff of >130 and a SnpEff score of > Moderate, used together, reduced the number of variants to only 6. All post-hoc tests retained the causal variant. These tests demonstrate how users might similarly narrow their lists of potential candidates. However, we caution readers that filtering by these metrics has the potential to increase the false negative rate in their analysis.

Assessing MutantHuntWGS performance using lab evolution datasets

To test MutantHuntWGS performance on strains that did not undergo bulk-segregant analysis, we analyzed nine datasets from lab evolution experiments (Goldgof *et al.* 2016; Otilie *et al.* 2017), again setting ploidy to haploid and using a variant-quality-score cutoff of 100. In each of these studies, yeast cells were allowed to evolve resistance to a drug and WGS was used to identify mutations (Goldgof *et al.* 2016; Otilie *et al.* 2017).

Shortlists of only 4 to 11 (1.33–3.00%) of the variants originally detected in the experimental strain(s) were obtained for each dataset (Table 1). Out of these variants, only 2 to 5 (0.66–1.37% of called variants in the experimental strain) were present in the SIFT output for each dataset, which contains only protein coding variants. In each case, the list of variants generated by MutantHuntWGS included the mutation identified in the published study (SRR3480237: Pma1 N291K, Yrr1 T623K; SRR3480212: Pma1 P339T, Yrr1 L611F; SRR3480251: Pma1 L290S, Yrr1 T623K; SRR3480267: Pma1 G294S; SRR3490304: Erg11 V154G; SRR3490397: Erg11 T318N; SRR3490399: Erg25 D234E; SRR3490425: Erg25 H156N). These test cases confirm that MutantHuntWGS can identify yeast-sequence variants from WGS sequencing samples and accurately filter out background mutations.

Existing WGS analysis pipelines

Other platforms exist that perform similar analyses. Each possesses a subset of the features enabled by MutantHuntWGS and has notable strengths. MutantHuntWGS is unique in its ability to combine the best attributes of these published tools while including additional functionality and providing output data in standard formats, such as BAM and VCF.

One user-friendly program, Mudi (Iida *et al.* 2014), uses BWA (Jo and Koh 2015), SAMtools (Li *et al.* 2009), and ANNOVAR (Wang *et al.* 2010) for sequence alignment, identification, and annotation of sequence variants, respectively. Like MutantHuntWGS, Mudi performs numerous filtering steps before returning a list of putative causal variants. MutantHuntWGS predicts variant effects and maps variants to annotated *S. cerevisiae* genes using SnpEff and SIFT instead of ANNOVAR, and also offers access to all intermediate data files.

Another program, VAMP, consists of a series of Perl scripts that build and query an SQL database made from user-provided short-read sequencing data. VAMP identifies sequence variants, including large insertions and deletions. It also has built-in functionality that

allows for manual inspection of the data (Birkeland *et al.* 2010). One advantage of MutantHuntWGS over VAMP is that it adheres to common data formats.

A recent article describing WGS in yeast samples includes a bioinformatics pipeline, referred to as wgs-pipeline (Gopalakrishnan and Winston 2019). It is built in a Snakemake framework (Köster and Rahmann 2012) that runs in a Conda environment (<https://docs.conda.io/en/latest/>), similar to the container-based analysis environment we used for MutantHuntWGS. This pipeline uses Bowtie2 (Langmead and Salzberg 2012), SAMtools (Li *et al.* 2009), Picard (Toolkit 2016), and GATK (McKenna *et al.* 2010) to align, process, and compare datasets. Compared to wgs-pipeline, MutantHuntWGS, which runs both SnpEff and SIFT on the candidate variants, provides a more comprehensive analysis of the predicted effects of the variants.

The Galaxy platform (Giardine *et al.* 2005; Blankenberg *et al.* 2010) provides a user-friendly, online interface for building bioinformatics pipelines. Galaxy also offers access to intermediate files. However, analysis with this platform requires the user to select the tools and parameters to incorporate, so some knowledge of the tools themselves is essential. Implementation is straightforward after those decisions are made, and the user need not have any understanding of Unix/Linux. The advantage of MutantHuntWGS over the Galaxy platform and pipelines such as CloudMap (Minevich *et al.* 2012) is that the user does not need to make decisions about the data analysis workflow.

In summary, the MutantHuntWGS pipeline is among the most user-friendly of these programs. It combines the most useful features of the existing WGS analysis programs while also enabling the user to account for ploidy. Containerization streamlines the installation of MutantHuntWGS and enhances its reproducibility. Thus, MutantHuntWGS offers ease of use, functionality, and data-transparency, setting it apart from other WGS pipelines.

Conclusions

Processing data generated from next-generation sequencing platforms requires significant expertise, and so is inaccessible to many investigators. We have developed a highly effective differential variant-calling pipeline capable of identifying causal variants from WGS data. We demonstrate the utility of MutantHuntWGS by analyzing previously published datasets. In all cases, our pipeline successfully identified the causal variant. We offer this highly reproducible and easy-to-implement bioinformatics pipeline to the *Saccharomyces cerevisiae* research community (available at <https://github.com/mae92/MutantHuntWGS>).

ACKNOWLEDGMENTS

We would like to thank Margaret Shirra, Sarah Tripplehorn, Alex Francette, and Brendan McShane for careful review of the manuscript. Special thanks to Alex Francette for performing pipeline tests on Linux and Windows operating systems. This research was supported by a National Institutes of Health (NIH) grant R01GM052593 to KMA, a predoctoral fellowship from the NIH (F31GM129917) awarded to MAE, and University of Pittsburgh Central Research Development Funds (CRDF, 2017-2018) to JDD.

LITERATURE CITED

- Birkeland, S. R., N. Jin, A. C. Ozdemir, R. H. Lyons, L. S. Weisman *et al.*, 2010 Discovery of mutations in *Saccharomyces cerevisiae* by pooled linkage analysis and whole-genome sequencing. *Genetics* 186: 1127–1137. <https://doi.org/10.1534/genetics.110.123232>
- Blankenberg, D., G. Von Kuster, N. Coraor, G. Ananda, R. Lazarus *et al.*, 2010 Galaxy: a web-based genome analysis tool for experimentalists.

- Curr. Protoc. Mol. Biol. 89: 10–19. <https://doi.org/10.1002/0471142727.mb1910s89>
- Boettiger, C., 2015 An introduction to Docker for reproducible research. *Oper. Syst. Rev.* 49: 71–79. <https://doi.org/10.1145/2723872.2723882>
- Botstein, D., and G. R. Fink, 2011 Yeast: an experimental organism for 21st century biology. *Genetics* 189: 695–704. <https://doi.org/10.1534/genetics.111.130765>
- Cingolani, P., A. Platts, M. Coon, T. Nguyen, L. Wang *et al.*, 2012 A program for annotating and predicting the effects of single nucleotide polymorphisms, SnpEff: SNPs in the genome of *Drosophila melanogaster* strain w1118; iso-2; iso-3. *Fly (Austin)* 6: 80–92. <https://doi.org/10.4161/fly.19695>
- Danecek, P., A. Auton, G. Abecasis, C. A. Albers, E. Banks *et al.*, 2011 The variant call format and VCFtools. *Bioinformatics* 27: 2156–2158. <https://doi.org/10.1093/bioinformatics/btr330>
- Giardine, B., C. Riemer, R. C. Hardison, R. Burhans, L. Elnitski *et al.*, 2005 Galaxy: a platform for interactive large-scale genome analysis. *Genome Res.* 15: 1451–1455. <https://doi.org/10.1101/gr.4086505>
- Goldgof, G. M., J. D. Durrant, S. Otilie, E. Vigil, K. E. Allen *et al.*, 2016 Comparative chemical genomics reveal that the spiroindolone antimalarial KAE609 (Cipargamin) is a P-type ATPase inhibitor. *Sci. Rep.* 6: 27806. <https://doi.org/10.1038/srep27806>
- Gopalakrishnan, R., S. K. Marr, R. E. Kingston, and F. Winston, 2019 A conserved genetic interaction between Spt6 and Set2 regulates H3K36 methylation. *Nucleic Acids Res.* 47: 3888–3903. <https://doi.org/10.1093/nar/gkz119>
- Gopalakrishnan, R., and F. Winston, 2019 Whole-genome sequencing of yeast cells. *Curr. Protoc. Mol. Biol.* 128: e103. <https://doi.org/10.1002/cpmb.103>
- Hamza, A., E. Tammper, M. Kofoed, C. Keong, J. Chiang *et al.*, 2015 Complementation of yeast genes with human genes as an experimental platform for functional testing of human genetic variants. *Genetics* 201: 1263–1274. <https://doi.org/10.1534/genetics.115.181099>
- Hamza, A., M. R. M. Driessen, E. Tammper, N. J. O’Neil, and P. Hieter, 2020 Cross-species complementation of nonessential yeast genes establishes platforms for testing inhibitors of human proteins. *Genetics* 214: 735–747. <https://doi.org/10.1534/genetics.119.302971>
- Iida, N., F. Yamao, Y. Nakamura, and T. Iida, 2014 Mudi, a web tool for identifying mutations by bioinformatics analysis of whole-genome sequence. *Genes Cells* 19: 517–527. <https://doi.org/10.1111/gtc.12151>
- Irvine, D. V., D. B. Goto, M. W. Vaughn, Y. Nakaseko, W. R. McCombie *et al.*, 2009 Mapping epigenetic mutations in fission yeast using whole-genome next-generation sequencing. *Genome Res.* 19: 1077–1083. <https://doi.org/10.1101/gr.089318.108>
- Jo, H., and G. Koh, 2015 Faster single-end alignment generation utilizing multi-thread for BWA. *Biomed. Mater. Eng.* 26: S1791–S1796. <https://doi.org/10.3233/BME-151480>
- Kachroo, A. H., J. M. Laurent, C. M. Yellman, A. G. Meyer, C. O. Wilke *et al.*, 2015 Evolution. Systematic humanization of yeast genes reveals conserved functions and genetic modularity. *Science* 348: 921–925. <https://doi.org/10.1126/science.aaa0769>
- Köster, J., and S. Rahmann, 2012 Snakemake—a scalable bioinformatics workflow engine. *Bioinformatics* 28: 2520–2522. <https://doi.org/10.1093/bioinformatics/bts480>
- Langmead, B., and S. L. Salzberg, 2012 Fast gapped-read alignment with Bowtie 2. *Nat. Methods* 9: 357–359. <https://doi.org/10.1038/nmeth.1923>
- Li, H., B. Handsaker, A. Wysoker, T. Fennell, J. Ruan *et al.*, 2009 The Sequence Alignment/Map format and SAMtools. *Bioinformatics* 25: 2078–2079. <https://doi.org/10.1093/bioinformatics/btp352>
- Lundblad, V., 2001 Cloning yeast genes by complementation. *Curr. Protoc. Mol. Biol.* 13.8. <https://doi.org/10.1002/0471142727.mb1308s05>
- Mardis, E. R., 2013 Next-generation sequencing platforms. *Annu. Rev. Anal. Chem. (Palo Alto, Calif.)* 6: 287–303. <https://doi.org/10.1146/annurev-anchem-062012-092628>
- McKenna, A., M. Hanna, E. Banks, A. Sivachenko, K. Cibulskis *et al.*, 2010 The Genome Analysis Toolkit: a MapReduce framework for analyzing next-generation DNA sequencing data. *Genome Res.* 20: 1297–1303. <https://doi.org/10.1101/gr.107524.110>
- Minevich, G., D. S. Park, D. Blankenberg, R. J. Poole, and O. Hobert, 2012 CloudMap: A cloud-based pipeline for analysis of mutant genome sequences. *Genetics* 192: 1249–1269. <https://doi.org/10.1534/genetics.112.144204>
- Otilie, S., G. M. Goldgof, C. M. Calvet, G. K. Jennings, G. Lamonte *et al.*, 2017 Rapid Chagas disease drug target discovery using directed evolution in drug-sensitive yeast. *ACS Chem. Biol.* 12: 422–434. <https://doi.org/10.1021/acscchembio.6b01037>
- Reavey, C. T., M. J. Hickman, K. C. Dobi, D. Botstein, and F. Winston, 2015 Analysis of polygenic mutants suggests a role for mediator in regulating transcriptional activation distance in *Saccharomyces cerevisiae*. *Genetics* 201: 599–612. <https://doi.org/10.1534/genetics.115.181164>
- Shendure, J., and H. Ji, 2008 Next-generation DNA sequencing. *Nat. Biotechnol.* 26: 1135–1145. <https://doi.org/10.1038/nbt1486>
- Smith, D., and A. Quinlan, 2008 Rapid whole-genome mutational profiling using next-generation sequencing technologies. *Genome Res.* 1638–1642. <https://doi.org/10.1101/gr.077776.108>
- Strynka, K. A., M. C. Gurrola-Gal, J. N. Berman, and C. R. McMaster, 2018 How surrogate and chemical genetics in model organisms can suggest therapies for human genetic diseases. *Genetics* 208: 833–851. <https://doi.org/10.1534/genetics.117.300124>
- Di Tommaso, P., E. Palumbo, M. Chatzou, P. Prieto, M. L. Heuer *et al.*, 2015 The impact of Docker containers on the performance of genomic pipelines. *PeerJ* 3: e1273. <https://doi.org/10.7717/peerj.1273>
- Toolkit P., 2016 Broad Institute
- Vaser, R., S. Adusumalli, S. N. Leng, M. Sikic, and P. C. Ng, 2016 SIFT missense predictions for genomes. *Nat. Protoc.* 11: 1–9. <https://doi.org/10.1038/nprot.2015.123>
- Wang, K., M. Li, and H. Hakonarson, 2010 ANNOVAR: Functional annotation of genetic variants from high-throughput sequencing data. *Nucleic Acids Res.* 38: e164. <https://doi.org/10.1093/nar/gkq603>
- Wangler, M. F., S. Yamamoto, H.-T. Chao, J. E. Posey, M. Westerfield *et al.*, 2017 Model organisms facilitate rare disease diagnosis and therapeutic research. *Genetics* 207: 9–27. <https://doi.org/10.1534/genetics.117.203067>
- Winston, F., and D. Koshland, 2016 Back to the future: Mutant hunts are still the way to go. *Genetics* 203: 1007–1010. <https://doi.org/10.1534/genetics.115.180596>

Communicating editor: A. Dudley